

Education and Young People's Services

Young People Not in Education, Employment or Training (NEET)

Monthly Report - January 2016

Produced by: Management Information, KCC

Publication Date: 16th February 2016

The figures are based on the monthly submission made to DfE via NCCIS for Kent County Council . Academic age is the age of the young person on 31st August (i.e.: prior to the start of the academic year). The figures include all 16 -18 year olds based on academic age with a Kent County Council area postcode as their primary address.



Executive Summary

NEETs as a percentage of the 16-18 academic age group (Year 12, 13 and 14)

The NEET percentage includes an adjustment factor which assumes that 8% of currency expired not knowns are assumed to be NEET.

Nov-14	4.21	Nov-15	4.94
Dec-14	4.56	Dec-15	4.99
Jan-15	5.25	Jan-16	4.97

Not Knowns as a percentage of the 16-18 academic age group (Year 12, 13 and 14)

Nov-14	19.00	Nov-15	14.14
Dec-14	15.21	Dec-15	10.47
Jan-15	11.22	Jan-16	8.27

16-18 year old NEET by Vulnerable Group	Jan-16	Dec-15	Nov-15	Oct-15	Sep-15	Aug-15	Jul-15	Jun-15	May-15	Apr-15	Mar-15	Feb-15	Jan-15
Children in Care	102	131	117	113	106	131	127	121	116	114	107	98	97
subset CIC resp. not known	0	3	3	3	3	3	4						
subset CIC KCC responsibility	84	106	98	92	88	103	98						
subset CIC OOC responsibility	18	22	16	18	15	25	25						
Caring for own child	196	180	154	131	124	292	290	281	267	253	237	230	224
Asylum seeker	2	4	3	7	3	4	4	4	4	4	4	4	4
Carer not own child	25	22	19	14	16	31	31	32	31	30	28	25	23
Substance Misuse	11	14	15	12	14	16	16	16	16	14	14	11	14
Care Leaver	43	8	9	8	9	41	40	38	38	38	38	37	33
subset CL resp. not known	0	0	0	0	1	0	0						
subset CL KCC responsibility	39	5	6	5	5	37	36						
subset CL OOC responsibility	4	3	3	3	3	4	4						
Supervised by YOT	50	47	38	82	89	91	91	87	89	83	83	77	75
Pregnancy	114	107	94	91	89	166	168	171	164	153	148	136	130
Parent not caring for own child	3	3	3	3	3	8	7	7	7	7	7	8	9
SEND (16-18 year olds)	244	206	186	163	173	221	212	194	198	191	193	174	168
SEND (19+ year olds)	65	74	79	84	91	841	839	849	841	836	837	833	834
Total 16-18 NEET with at least one vulnerable group	682	617	550	519	516	858	857	816	796	761	733	680	659

16-18 year old Not Knowns by Vulnerable Group	Jan-16	Dec-15	Nov-15	Oct-15	Sep-15	Aug-15	Jul-15	Jun-15	May-15	Apr-15	Mar-15	Feb-15	Jan-15
Children in Care	33	171	209	299	460	360	311	121	115	107	97	99	95
subset CIC resp. not known	0	0	0	0	1	1	1						
subset CIC KCC responsibility	18	97	121	176	253	204	177						
subset CIC OOC responsibility	15	74	88	123	206	155	133						
Caring for own child	20	23	28	36	36	84	75	48	45	45	38	38	35
Asylum seeker	7	9	19	7	13	30	25	13	12	12	9	10	10
Carer not own child	11	13	16	19	37	40	38	15	16	14	10	9	9
Substance Misuse	10	12	15	18	30	35	32	19	16	15	12	12	11
Care Leaver	42	5	5	4	5	37	35	21	19	18	18	16	18
known	0	0	0	0	0	0	0						
subset CL KCC responsibility	37	3	3	3	3	34	32						
subset CL OOC responsibility	5	2	2	1	2	3	3						
Supervised by YOT	11	30	34	90	109	91	76	37	26	15	12	5	1
Pregnancy	17	21	27	33	37	50	45	25	21	20	14	14	14
Parent not caring for own child	2	3	2	2	3	6	7	3	4	3	1	0	0
SEND (16-18 year olds)	167	337	429	642	1333	1011	954	330	314	298	279	284	304
SEND (19+ year olds)	236	262	292	349	504	2912	2886	2700	2693	2655	2548	2552	2529
Total not known with at least one vulnerable group	283	522	657	976	1812	1531	1407	543	509	478	428	429	441

Please note the values in the above tables which show the breakdown of the Children In Care and Care Leaver sections - this is also replicated on the individual pages for each of the districts

Executive Summary - continued

1. Performance Analysis

- 1.1 The January NEETs figure aged 16 – 18 years was 4.97% (2,387). The performance, 4.97%, is comparable with the level achieved during Quarter 3, October (4.89%), November (4.94%) and December (4.99%).
- 1.2 The data for the NEET cohort during January for the Districts indicate that:
(i) the highest numbers were recorded in Swale (306, 6.34%), Thanet (255, 5.35%) and Canterbury (249, 5.64%)
(ii) the lowest numbers were recorded in Sevenoaks (135, 4.18%), Dover (139, 3.93%) and Dartford (147, 4.55%)
- 1.3 The Districts performing most strongly against respective targets were, Dover, Shepway, Ashford & Thanet.
- 1.4 Those with the largest gap between percentage performance and targets for NEETs were Gravesham, Canterbury, Swale and Tunbridge Wells.
- 1.5 In January 8.27% of the total cohort were not known. This represents a continuation of the significant downward trend which was seen during in Quarter 3:
- | | |
|---------------|--------|
| (i) November | 14.14% |
| (ii) December | 10.47% |
| (iii) January | 8.27% |

2. Performance Analysis - Vulnerable Groups

- 2.1 The key findings for January, with respect to those who are NEET and are in one of the Vulnerable Groups, illustrate that:
- (i) the number who were NEET (682) was an increase of 65 when compared to the December number (617)
- (ii) the number of NEETs amongst the Children in Care population (102) is the lowest figure recorded since February 2015 (98)
- (iii) numerical increases when compared to the December figure were recorded for the following Groups:
- | | |
|--------------------------|-----|
| (a) Caring for own child | +16 |
| (b) Leavers | +35 |
| (c) SEND (16-18 years) | +38 |
- (iv) significant reductions in those with a Not Known status have been recorded for:
- | | |
|---|------|
| (a) Children in Care – both Kent and OLAC | -138 |
| (b) SEND (16-18 year olds) | -170 |
| (c) YOT | -19 |

3. Service Developments & Activity

- 3.1 There has been an increase in the co-ordination of partnership activities in a number of Districts that are designed to reduce the number of NEETs and of those with an Unknown status and to target those young people in the vulnerable groups who are NEET.
- 3.2 Representatives of EHPS, Skills and Employability, CXK are working in partnership across the Districts to identify and plan for those young people at risk of becoming NEET and ensure that those who are currently NEET are placed onto appropriate provision.
- 3.3 A workshop with all potential partners in the districts was held to identify activities to reduce the number of young people becoming NEET and to agree how these activities could be implemented at District level.
- 3.4 There has been a concerted effort by all services to ensure that there is high quality data held on the NEET population and the progress made is reflected in the number of young people with an Unknown status continuing to fall.

Executive Summary - continued

- 3.5 **Management Information** has continued to provide support to increase the understanding of IYSS and reporting to improve outcomes for the NEET cohort across all services within the County Council and relevant partners. The Team processes:
- (i) monthly updates from schools on joiners and leavers and colleges on joiners
 - (ii) updates received from the National Apprenticeship Service
 - (iii) not known matches with other CCIS databases nationally to agree the lead LA
- The drive to increase the numbers using the IYSS database which records all activity with 16 – 18 year olds is being sustained. The Systems Training Officer is continuing to support other trained trainers whilst also providing ongoing support to new users.
- 3.6 **Skills & Employability** continue to be central to both the prevention and support elements of the NEETs strategy to reduce the number of NEETs and not Knowns. The roles of the Participation & Progression Managers and the Employment Development Officers provide the expertise on the development of EET opportunities in Years 12, 13 & 14 and their knowledge is shared through partnership arrangements in the Districts. The Young Persons Participation Managers assist with the identification of those who are NEET and their data, combined with that provided by Management Information, is supporting the District level planning and review processes.
- 3.8 **The SEN Assessment & Planning Teams** have District Leads who are following up with those young people previously known to them whose EET status is unknown. The objective is to assist them to re-engage in provision that is in line with their needs. Their commitment in this respect is reflected in the significant fall recorded in January, when compared to previous months, in the number of young people whose status is Unknown. The District Leads will be linking with the services planning responses to the identified NEETs in each of the 12 Districts.
- 3.9 **The Access to Education Manager** is working with Information & Intelligence to identify all young people, by District, currently in Year 11, so that they can be targeted for support and for Careers Information Advice and Guidance to reduce any risk of them not making a successful transition to EET opportunities available to them. The details of these young people will be shared with Youth Hub Delivery Managers for consideration at the District NEET Cohort planning meetings.
- 3.10 **The Children's Centres** in the county continue to deliver groups (YAP Plus) for young parents designed to assist them with engaging in EET provision. They will also refer to services being offered at the Youth Hubs in each District targeting the NEET population for support. **Youth Hub Delivery Managers**, in addition to the lead they are taking with Skills & Employability and CXK for co-ordinating the District activities, are beginning to establish "drop in" services for NEETs and are involved in tracking young people with an unknown EET status.
- 3.11 The FIP workers within **the Troubled Families Programme** are seeking to engage all young people within the targeted families in EET provision as part of their reducing worklessness strategy. The Programme is supported by staff from Job Centre Plus and has a Team (4 full time equivalents) of Employment & Apprenticeship Officers, each one covering three Districts that are aligned with the Areas for Specialist Children's Services and for Early Help & Preventative Services.
- 3.12 **Virtual School Kent**, who are responsible for the engagement of children and young people in Care:
- (i) are recruiting additional staff to work with the Unaccompanied Asylum Seeking Children which will then provide greater caseload capacity overall for Support Officers to work closely with young person to ultimately reduce the Not Known group, which was lower in January when compared to the December figures
 - (ii) now have a team of 4 (fte) Year 11 Progression Support Officers who will be responsible for working closely with the VSK Post 16 team to identify suitable Post 16 destinations

Executive Summary - continued

4.

Conclusions

4.1

There is much evidence in this Executive Summary of:

- (i) increasing co-ordination at District level of services working with those either at risk of becoming NEET or are actually NEET
- (ii) significant improvements in the quality of the data which, in turn, has led to its greater use to inform planning of provision and the targeting of individual young people
- (iii) the establishing of specialist roles within services which are responsible for NEET

Education and Young People's Services Performance Management

NEET Monthly Report - Kent

16-18 year old NEET Summary	Total Cohort 16-18	No. NEET 16-18	% NEET 16-18	NEET Target 16-18 Jan 2016	Diff from target	% NEET Age 16	% NEET Age 17	% NEET Age 18	Not knowns				
									Acad age 16	Acad age 17	Acad age 18	Total	% of cohort
Kent	53,256	2,387	4.97%	2.50%	2.47%	2.62%	4.45%	7.97%	519	1,400	2,484	4,403	8.27%
Ashford	4,746	166	3.95%	2.10%	1.85%	2.29%	3.29%	6.42%	40	114	222	376	7.92%
Canterbury	4,882	249	5.64%	2.04%	3.60%	3.47%	5.19%	8.30%	51	105	204	360	7.37%
Dartford	3,599	147	4.55%	2.54%	2.01%	2.54%	4.78%	6.43%	45	102	178	325	9.03%
Dover	3,939	139	3.93%	2.79%	1.14%	1.64%	3.96%	6.22%	37	105	195	337	8.56%
Gravesham	3,977	231	6.46%	2.52%	3.94%	4.04%	4.66%	10.75%	37	105	201	343	8.62%
Maidstone	5,450	242	4.88%	2.49%	2.39%	2.92%	4.33%	7.67%	49	145	226	420	7.71%
Sevenoaks	3,596	135	4.18%	1.64%	2.54%	1.67%	3.31%	8.04%	43	115	163	321	8.93%
Shepway	3,877	164	4.68%	3.03%	1.65%	2.27%	4.57%	7.15%	34	86	165	285	7.35%
Swale	5,379	306	6.34%	3.04%	3.30%	3.48%	5.66%	9.91%	57	153	293	503	9.35%
Thanet	5,318	255	5.35%	3.49%	1.86%	2.81%	5.42%	7.87%	57	152	295	504	9.48%
Tonbridge & Malling	4,505	173	4.22%	1.67%	2.55%	2.03%	3.49%	7.36%	41	114	204	359	7.97%
Tunbridge Wells	3,988	180	4.93%	1.65%	3.28%	1.72%	4.15%	9.12%	28	104	138	270	6.77%

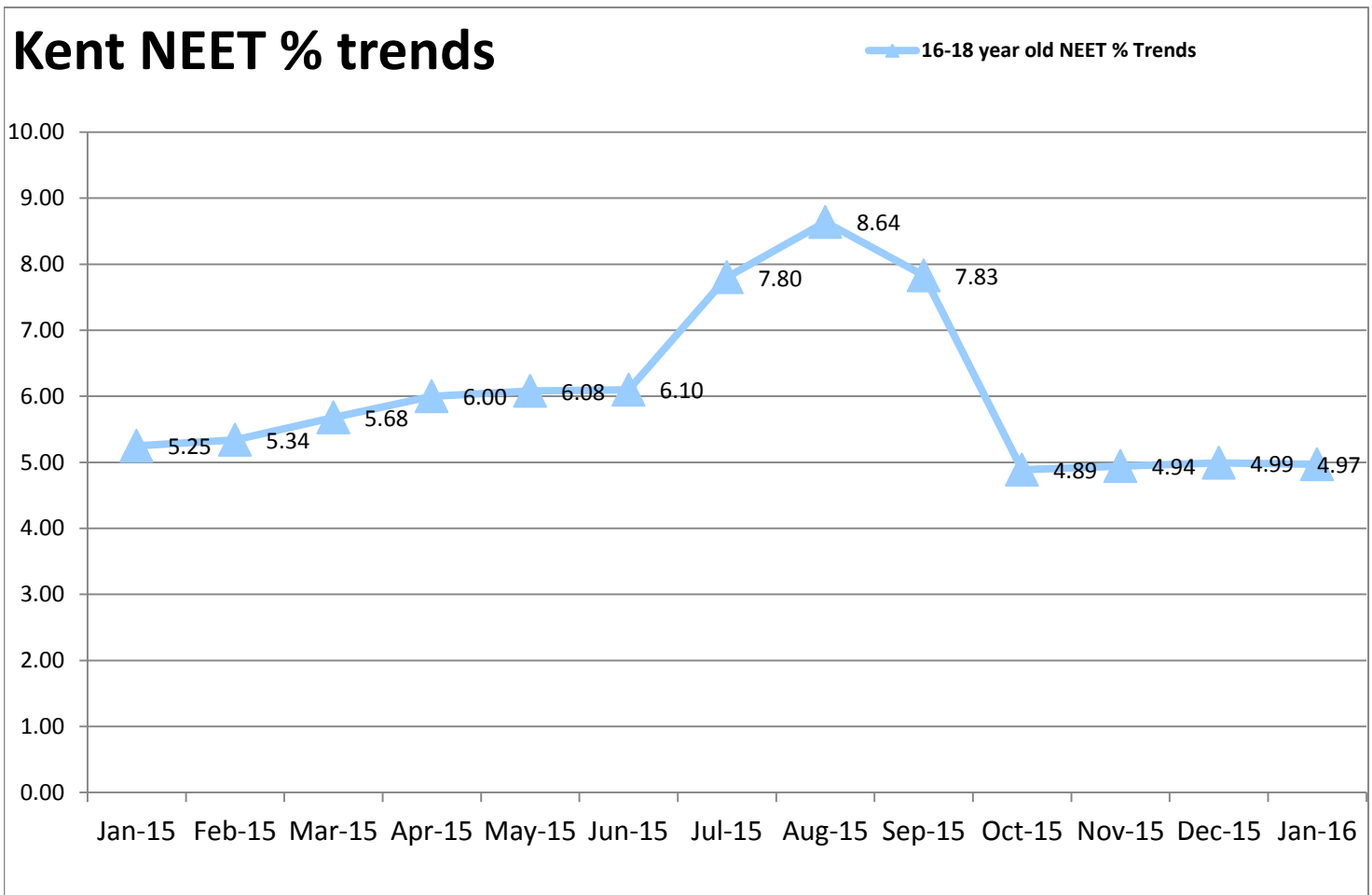
16-18 year old NEET % Trends	Jan-16	Dec-15	Nov-15	Oct-15	Sep-15	Aug-15	Jul-15	Jun-15	May-15	Apr-15	Mar-15	Feb-15	Jan-15
Kent	4.97	4.99	4.94	4.89	7.83	8.64	7.80	6.10	6.08	6.00	5.68	5.34	5.25
Ashford	3.95	3.91	3.82	3.65	5.78	7.45	6.52	5.75	5.99	5.93	5.55	4.99	4.78
Canterbury	5.64	5.34	5.51	5.41	7.73	9.29	8.29	6.30	6.38	6.17	5.74	5.20	4.98
Dartford	4.55	4.70	4.55	4.44	7.90	8.13	7.15	4.97	5.09	5.40	5.27	5.12	5.16
Dover	3.93	4.43	4.22	4.28	7.85	9.27	8.07	6.02	6.00	5.85	5.67	5.19	5.59
Gravesham	6.46	6.36	6.50	6.93	11.30	10.23	9.57	6.97	6.80	6.44	6.00	5.82	5.81
Maidstone	4.88	4.97	4.61	4.47	6.59	7.85	7.19	5.73	5.60	5.46	5.07	4.70	4.56
Sevenoaks	4.18	4.27	4.23	4.26	6.26	5.58	5.18	4.33	4.26	4.14	4.01	3.66	3.87
Shepway	4.68	4.34	4.34	4.74	7.38	9.13	8.28	6.75	6.61	6.99	6.89	6.53	6.07
Swale	6.34	6.31	6.14	5.73	9.25	11.08	9.97	7.78	7.67	7.55	7.33	7.22	7.15
Thanet	5.35	5.31	5.54	5.37	10.31	11.81	10.59	7.55	7.46	7.34	6.77	6.77	6.51
Tonbridge & Malling	4.22	4.36	4.36	4.30	7.14	7.27	6.64	5.19	5.21	4.99	4.72	4.35	4.25
Tunbridge Wells	4.93	5.08	5.14	4.98	7.15	6.05	5.58	4.70	4.81	4.80	4.37	3.63	3.55

16-18 year old Not Known % Trends	Jan-16	Dec-15	Nov-15	Oct-15	Sep-15	Aug-15	Jul-15	Jun-15	May-15	Apr-15	Mar-15	Feb-15	Jan-15
Kent	8.27	10.47	14.14	21.83	51.73	31.14	27.78	9.24	9.61	9.74	9.62	10.54	11.22
Ashford	7.92	10.19	13.13	19.94	46.41	25.99	22.43	9.97	10.28	10.08	9.89	9.89	10.57
Canterbury	7.37	9.17	12.02	19.23	49.22	33.31	28.20	8.56	9.15	8.97	8.36	9.22	10.03
Dartford	9.03	10.33	19.08	26.20	57.63	33.59	32.32	8.08	8.30	8.82	9.52	10.73	10.88
Dover	8.56	10.87	13.26	21.56	55.29	35.70	31.00	9.98	10.21	10.50	10.02	10.67	12.15
Gravesham	8.62	11.38	18.55	25.53	58.16	33.46	33.07	9.16	9.54	9.61	10.16	11.57	12.36
Maidstone	7.71	9.31	11.74	19.43	50.64	28.56	24.87	7.88	8.39	8.64	8.84	10.14	10.80
Sevenoaks	8.93	11.10	16.31	23.66	50.77	29.20	26.23	10.82	11.41	11.24	11.43	12.01	12.32
Shepway	7.35	10.26	12.16	20.00	46.57	28.18	25.10	10.00	10.13	9.92	9.64	10.28	11.36
Swale	9.35	11.32	13.57	20.43	49.92	32.70	28.47	9.20	9.54	9.48	9.03	10.76	11.13
Thanet	9.48	12.06	15.74	25.70	57.11	40.04	35.98	10.92	11.34	11.74	11.25	12.09	12.74
Tonbridge & Malling	7.91	10.14	12.93	21.00	52.63	28.13	24.98	8.42	8.86	9.29	8.86	10.05	10.64
Tunbridge Wells	6.77	9.52	13.22	21.02	47.37	23.14	20.39	8.02	8.28	8.68	8.98	9.34	9.89

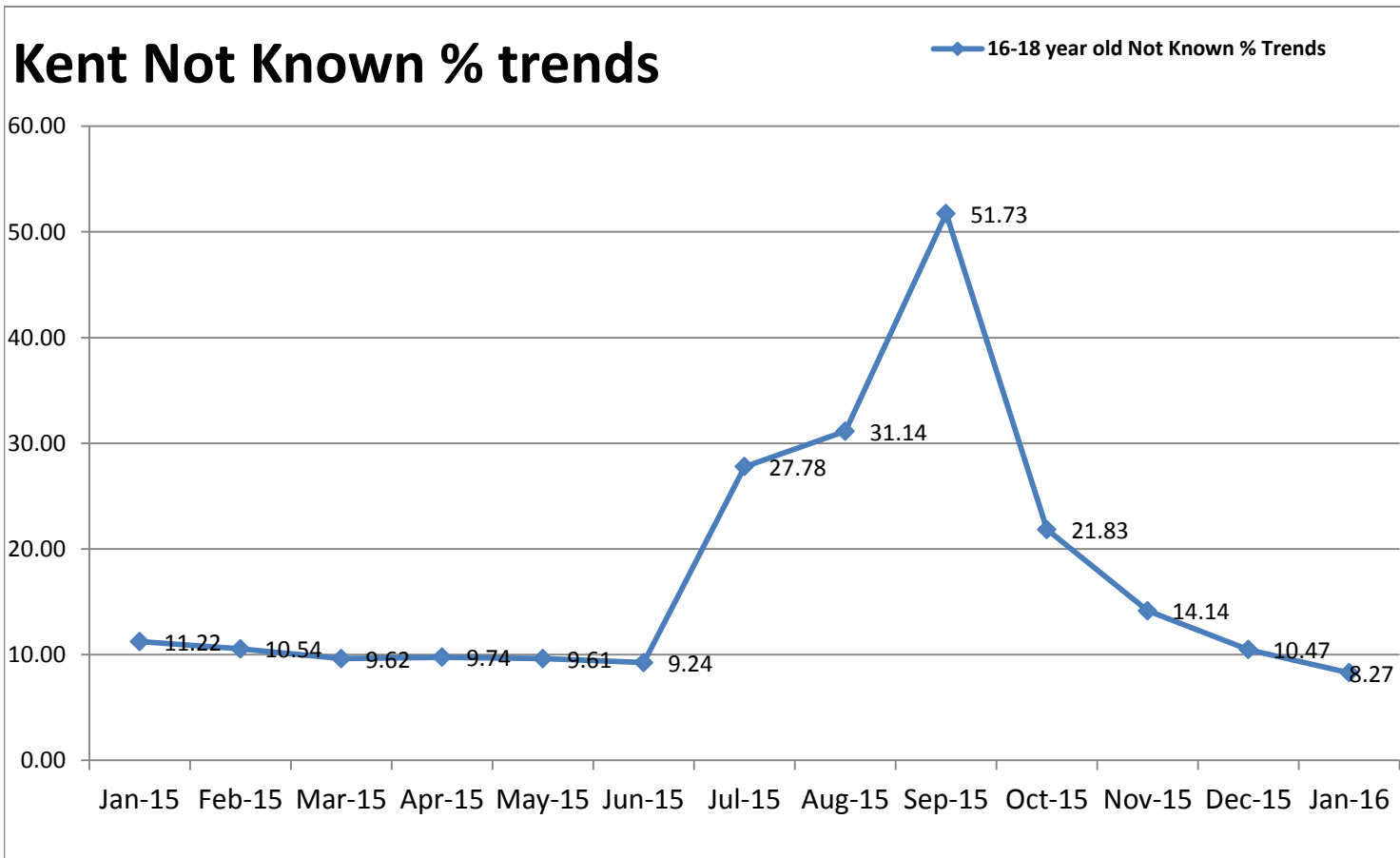
NEETs based on length of time in NEET	Equivalent - January 2015				
	0-6 weeks	7-13 weeks	14-26 weeks	27-52 weeks	52+ weeks
Kent	140	200	431	855	761
Ashford	9	24	40	54	39
Canterbury	20	26	42	81	80
Dartford	7	8	19	69	44
Dover	9	15	24	35	56
Gravesham	16	15	48	90	62
Maidstone	12	22	45	91	72
Sevenoaks	4	6	31	51	43
Shepway	16	14	39	39	56
Swale	14	32	49	122	89
Thanet	23	19	44	71	98
Tonbridge & Malling	4	5	30	68	66
Tunbridge Wells	6	14	20	84	56

Progress RPA - Participating	
% Age 16	% Age 17
92.55%	83.19%
92.91%	82.98%
92.65%	84.87%
89.46%	81.38%
94.91%	83.55%
89.19%	81.91%
93.22%	83.57%
92.49%	82.69%
93.63%	83.72%
91.81%	82.19%
92.45%	81.57%
93.36%	85.03%
94.09%	84.78%

Kent NEET % trends



Kent Not Known % trends



Education and Young People's Services Performance Management

NEET Monthly Report - Kent

16-18 year old cohort by Vulnerable Group	Jan-16	Dec-15	Nov-15	Oct-15	Sep-15	Aug-15	Jul-15	Jun-15	May-15	Apr-15	Mar-15	Feb-15	Jan-15
Children in Care (CIC)	991	1150	1128	712	708	693	695	699	668	667	666	672	673
subset CIC resp. not known	0	5	5	4	4	4	5						
subset CIC KCC responsibility	782	881	858	440	438	446	446						
subset CIC OOC responsibility	209	264	265	268	266	243	244						
Caring for own child	260	239	214	188	175	406	399	389	373	356	340	336	328
Asylum seeker	456	452	433	47	19	40	40	40	40	40	40	40	40
Carer not own child	74	73	70	66	66	89	88	88	88	87	83	79	77
Substance Misuse	61	61	62	59	59	74	74	73	73	72	72	72	71
Care Leaver (CL)	185	18	18	17	17	87	87	85	85	84	84	81	80
subset CL resp. not known	1	1	1	1	1	0	0						
subset CL KCC responsibility	173	11	11	10	10	79	79						
subset CL OOC responsibility	11	6	6	6	6	8	8						
Supervised by YOT	132	130	108	239	239	241	241	243	242	239	237	236	231
Pregnancy	153	148	139	141	137	235	238	240	210	195	188	177	168
Parent not caring for own child	8	7	7	7	7	16	16	16	16	16	16	16	16
SEND (16-18 year olds)	2220	2224	2224	2232	2232	2071	2078	2079	2083	2082	2082	2088	2086
SEND (19+ year olds)	467	512	541	595	627	3867	3895	3895	3895	3895	3895	3898	3898
Total 16-18 cohort with at least one vulnerable group	3737	3675	3608	3275	3228	3487	3482	3479	3418	3381	3356	3339	3316

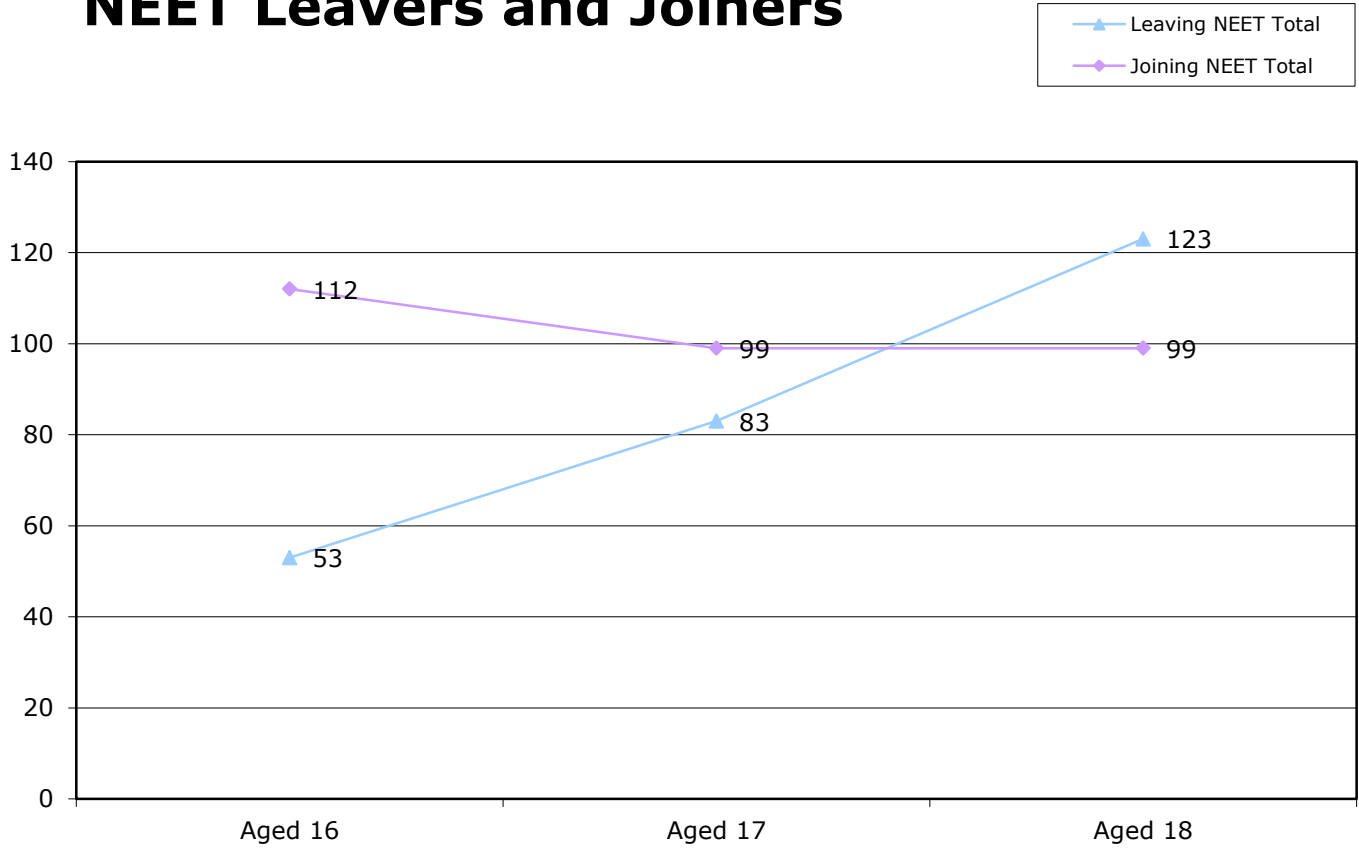
16-18 year old NEET by Vulnerable Group	Jan-16	Dec-15	Nov-15	Oct-15	Sep-15	Aug-15	Jul-15	Jun-15	May-15	Apr-15	Mar-15	Feb-15	Jan-15
Children in Care (CIC)	102	131	117	113	106	131	127	121	116	114	107	98	97
subset CIC resp. not known	0	3	3	3	3	3	4						
subset CIC KCC responsibility	84	106	98	92	88	103	98						
subset CIC OOC responsibility	18	22	16	18	15	25	25						
Caring for own child	196	180	154	131	124	292	290	281	267	253	237	230	224
Asylum seeker	2	4	3	7	3	4	4	4	4	4	4	4	4
Carer not own child	25	22	19	14	16	31	31	32	31	30	28	25	23
Substance Misuse	11	14	15	12	14	16	16	16	16	14	14	11	14
Care Leaver (CL)	43	8	9	8	9	41	40	38	38	38	38	37	33
subset CL resp. not known	0	0	0	0	1	0	0						
subset CL KCC responsibility	39	5	6	5	5	37	36						
subset CL OOC responsibility	4	3	3	3	3	4	4						
Supervised by YOT	50	47	38	82	89	91	91	87	89	83	83	77	75
Pregnancy	114	107	94	91	89	166	168	171	164	153	148	136	130
Parent not caring for own child	3	3	3	3	3	8	7	7	7	7	7	8	9
SEND (16-18 year olds)	244	206	186	163	173	221	212	194	198	191	193	174	168
SEND (19+ year olds)	65	74	79	84	91	841	839	849	841	836	837	833	834
Total 16-18 NEET with at least one vulnerable group	682	617	550	519	516	858	857	816	796	761	733	680	659

16-18 year old Not Knowns by Vulnerable Group	Jan-16	Dec-15	Nov-15	Oct-15	Sep-15	Aug-15	Jul-15	Jun-15	May-15	Apr-15	Mar-15	Feb-15	Jan-15
Children in Care (CIC)	33	171	209	299	460	360	311	121	115	107	97	99	95
subset CIC resp. not known	0	0	0	0	1	1	1						
subset CIC KCC responsibility	18	97	121	176	253	204	177						
subset CIC OOC responsibility	15	74	88	123	206	155	133						
Caring for own child	20	23	28	36	36	84	75	48	45	45	38	38	35
Asylum seeker	7	9	19	7	13	30	25	13	12	12	9	10	10
Carer not own child	11	13	16	19	37	40	38	15	16	14	10	9	9
Substance Misuse	10	12	15	18	30	35	32	19	16	15	12	12	11
Care Leaver (CL)	42	5	5	4	5	37	35	21	19	18	18	16	18
subset CL resp. not known	0	0	0	0	0	0	0						
subset CL KCC responsibility	37	3	3	3	3	34	32						
subset CL OOC responsibility	5	2	2	1	2	3	3						
Supervised by YOT	11	30	34	90	109	91	76	37	26	15	12	5	1
Pregnancy	17	21	27	33	37	50	45	25	21	20	14	14	14
Parent not caring for own child	2	3	2	2	3	6	7	3	4	3	1	0	0
SEND (16-18 year olds)	167	337	429	642	1333	1011	954	330	314	298	279	284	304
SEND (19+ year olds)	236	262	292	349	504	2912	2886	2700	2693	2655	2548	2552	2529
Total 16-18 not known with at least one vulnerable group	283	522	657	976	1812	1531	1407	543	509	478	428	429	441

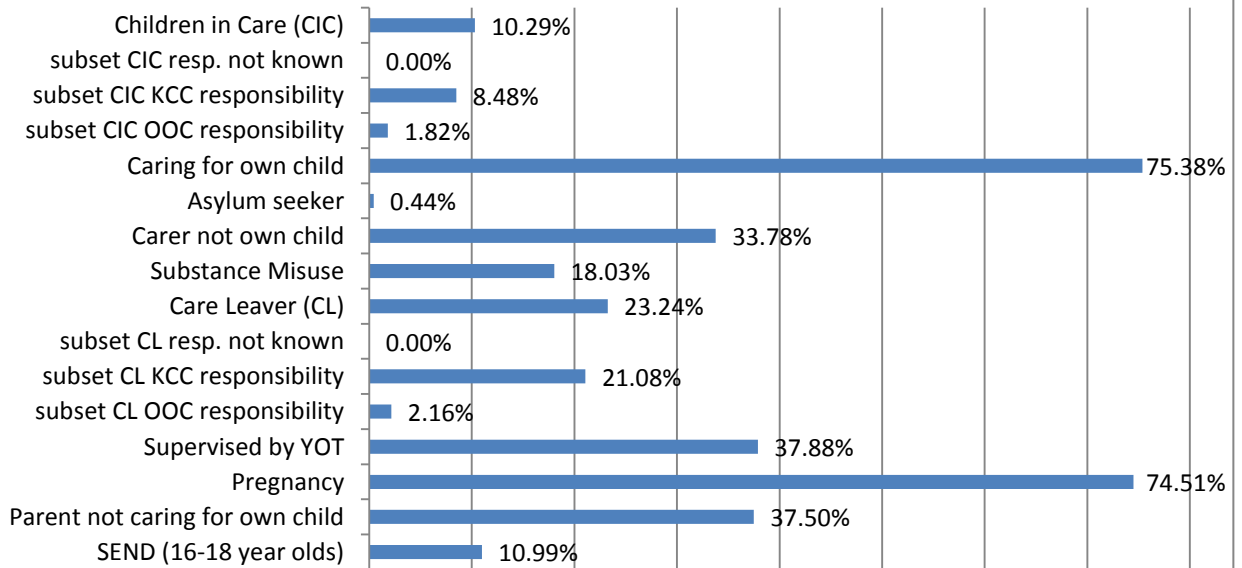
16-18 Year old NEET Leavers & Joiners	Aged 16	Aged 17	Aged 18	16-18 Total	Aged 19
Leaving NEET Total	53	83	123	259	141
Education	10	13	10	33	1
Employment	12	38	92	142	11
Government supported training	25	26	11	62	1
Re-engagement Provision	0	0	0	0	0
Transfer to another LA	0	1	0	1	1
Age reached where no active record required	0	0	0	0	126
Left England so no longer active record	0	1	2	3	0
Found to be a duplicate record	0	0	0	0	0
Deceased	0	0	0	0	0
Custodial Sentence	1	1	0	2	0
Cannot Be Contacted	2	1	2	5	0
Refused to disclose activity	0	0	0	0	0
Unknown Activity	0	0	0	0	0
Other Reason	3	2	6	11	1
Joining NEET Total	112	99	99	310	28
Education	37	18	6	61	14
Employment	11	15	18	44	3
Training	7	5	6	18	0
Re-engagement Provision	0	0	0	0	0
From other area	0	0	0	0	0
Other (inc custodial sentence)	57	61	69	187	11
Joiners>Leavers	-59	-16	24	-51	113

16-18 Year Old NEET Labour Market Summary	No	%
Available:		
Working not for reward	55	2.81%
Not yet ready for work or learning	116	5.93%
Start Date agreed (other)	19	0.97%
Start Date agreed (RPA compliant)	31	1.58%
Seeking EET	1735	88.70%
Available Total	1956	100%
Unavailable:		
Young carers	15	3.48%
Teenage parents	154	35.73%
Illness	189	43.85%
Pregnancy	67	15.55%
Religious grounds	0	0.00%
Unlikely to be economically active	6	1.39%
Other reason	0	0.00%
Unavailable Total	431	100%

NEET Leavers and Joiners



% of Vulnerable Cohorts who are NEET



Education and Young People's Services Performance Management

NEET Monthly Report - Ashford

16-18 year old cohort by Vulnerable Group	Jan-16	Dec-15	Nov-15	Oct-15	Sep-15	Aug-15	Jul-15	Jun-15	May-15	Apr-15	Mar-15	Feb-15	Jan-15
Children in Care	137	198	194	61	69	61	61	60	55	56	56	55	55
subset CIC resp. not known	0	0	0	0	0	0	0						
subset CIC KCC responsibility	122	175	171	38	41	37	37						
subset CIC OOC responsibility	15	23	23	23	28	24	24						
Caring for own child	19	18	14	12	11	29	28	28	26	23	23	23	22
Asylum seeker	104	142	137	16	2	4	4	4	4	4	4	4	4
Carer not own child	10	10	9	9	9	10	10	10	10	10	10	10	10
Substance Misuse	4	6	5	5	5	7	7	7	7	7	7	7	7
Care Leaver	18	2	2	1	1	6	6	6	5	5	5	5	4
subset CL resp. not known	0	0	0	0	0	0	0						
subset CL KCC responsibility	17	2	2	1	1	6	6						
subset CL OOC responsibility	1	0	0	0	0	0	0						
Supervised by YOT	6	6	6	10	10	13	13	13	13	13	13	13	14
Pregnancy	7	7	8	8	7	15	16	16	14	13	12	11	10
Parent not caring for own child	0	0	0	0	0	0	0	0	0	0	0	0	0
SEND (16-18 year olds)	173	174	177	177	189	154	154	154	154	153	153	153	152
SEND (19+ year olds)	39	41	42	44	44	316	319	319	319	319	319	319	319
Total 16-18 cohort with at least one vulnerable group	354	392	387	266	264	263	262	262	254	251	250	248	246

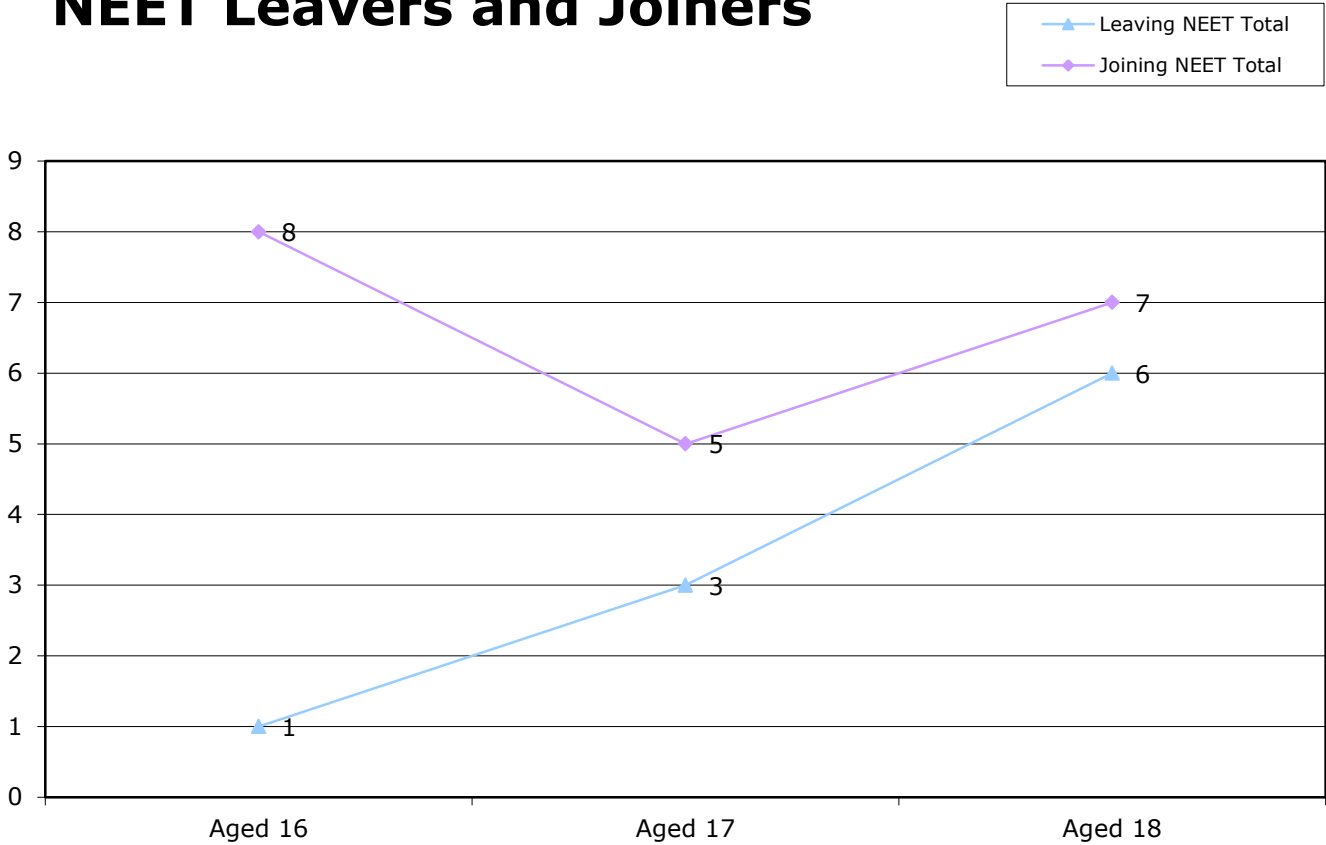
16-18 year old NEET by Vulnerable Group	Jan-16	Dec-15	Nov-15	Oct-15	Sep-15	Aug-15	Jul-15	Jun-15	May-15	Apr-15	Mar-15	Feb-15	Jan-15
Children in Care	9	15	13	12	13	14	12	13	13	14	14	12	12
subset CIC resp. not known	0	0	0	0	0	0	0						
subset CIC KCC responsibility	5	11	10	10	11	14	12						
subset CIC OOC responsibility	4	4	3	2	2	0	0						
Caring for own child	16	16	12	10	8	22	21	21	20	17	17	16	15
Asylum seeker	0	0	0	1	0	0	0	0	0	0	0	0	0
Carer not own child	2	2	1	1	2	1	1	1	1	1	1	1	1
Substance Misuse	1	3	2	3	3	4	4	4	4	4	4	3	3
Care Leaver	4	1	2	1	1	4	4	4	3	3	3	3	3
subset CL resp. not known	0	0	0	0	0	0	0						
subset CL KCC responsibility	4	1	2	1	1	4	4						
subset CL OOC responsibility	0	0	0	0	0	0	0						
Supervised by YOT	4	3	2	3	4	5	5	5	5	5	5	5	4
Pregnancy	6	5	6	6	5	9	10	11	10	10	8	7	6
Parent not caring for own child	0	0	0	0	0	0	0	0	0	0	0	0	0
SEND (16-18 year olds)	17	15	12	12	13	15	13	12	14	12	10	10	10
SEND (19+ year olds)	6	5	6	8	8	40	41	41	40	40	39	40	40
Total 16-18 NEET with at least one vulnerable group	51	47	42	41	40	59	56	57	56	53	48	44	42

16-18 year old Not Knowns by Vulnerable Group	Jan-16	Dec-15	Nov-15	Oct-15	Sep-15	Aug-15	Jul-15	Jun-15	May-15	Apr-15	Mar-15	Feb-15	Jan-15
Children in Care	2	15	24	26	43	33	31	15	12	12	11	8	6
subset CIC resp. not known	0	0	0	0	0	0	0						
subset CIC KCC responsibility	2	7	14	13	22	15	14						
subset CIC OOC responsibility	0	8	10	13	21	18	17						
Caring for own child	2	1	1	1	1	4	4	4	4	4	2	2	2
Asylum seeker	2	2	7	2	2	4	3	2	2	2	0	0	0
Carer not own child	1	2	2	2	5	6	6	3	3	2	1	1	1
Substance Misuse	0	0	0	0	2	1	1	1	1	1	1	0	0
Care Leaver	2	0	0	0	0	1	1	2	2	2	2	2	1
subset CL resp. not known	0	0	0	0	0	0	0						
subset CL KCC responsibility	1	0	0	0	0	1	1						
subset CL OOC responsibility	1	0	0	0	0	0	0						
Supervised by YOT	1	2	2	3	3	3	3	4	3	1	1	1	1
Pregnancy	1	2	2	2	2	5	5	4	4	3	3	2	2
Parent not caring for own child	0	0	0	0	0	0	0	0	0	0	0	0	0
SEND (16-18 year olds)	13	26	35	54	113	63	55	26	23	22	21	20	20
SEND (19+ year olds)	23	25	26	26	34	263	266	254	247	244	233	234	232
Total not known with at least one vulnerable group	22	43	58	77	147	104	94	51	47	44	38	34	31

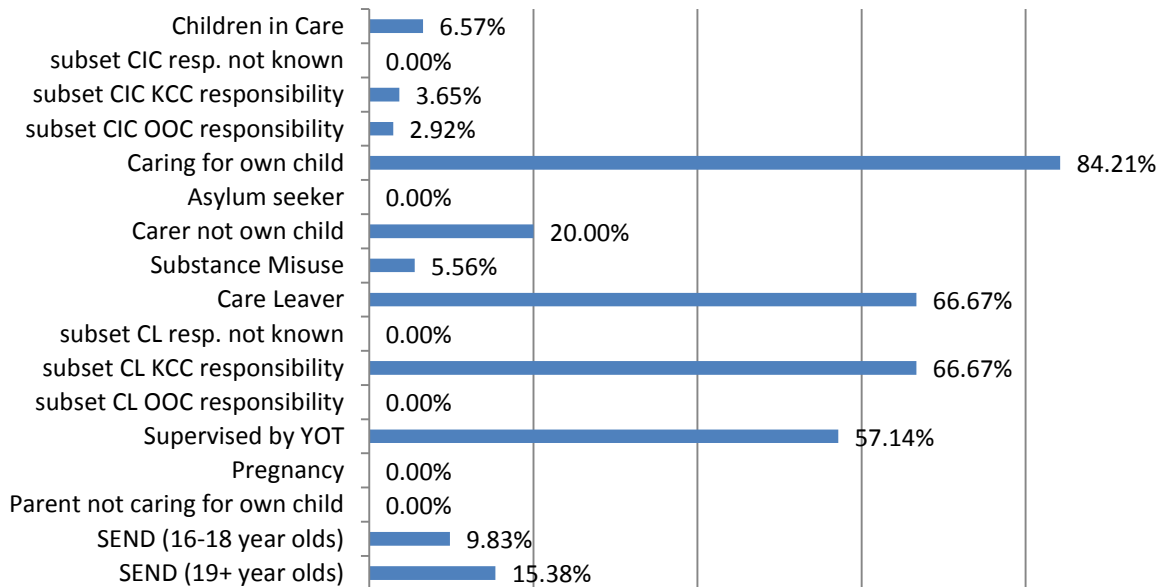
16-18 Year old NEET Leavers & Joiners	Aged 16	Aged 17	Aged 18	16-18 Total	Aged 19
Leaving NEET Total	1	3	6	10	7
Education	0	0	0	0	0
Employment	1	2	6	9	0
Government supported training	0	1	0	1	0
Re-engagement Provision	0	0	0	0	0
Transfer to another LA	0	0	0	0	0
Age reached where no active record required	0	0	0	0	6
Left England so no longer active record	0	0	0	0	0
Found to be a duplicate record	0	0	0	0	0
Deceased	0	0	0	0	0
Custodial Sentence	0	0	0	0	0
Cannot Be Contacted	0	0	0	0	0
Refused to disclose activity	0	0	0	0	0
Unknown Activity	0	0	0	0	0
Other Reason	0	0	0	0	1
Joining NEET Total	8	5	7	20	2
Education	4	0	0	4	0
Employment	1	2	3	6	1
Training	0	0	1	1	0
Re-engagement Provision	0	0	0	0	0
From other area	0	0	0	0	0
Other (inc custodial sentence)	3	3	3	9	1
Joiners>Leavers	-7	-2	-1	-10	5

16-18 Year Old NEET Labour Market Summary	No	%
Available:		
Working not for reward	5	3.97%
Not yet ready for work or learning	11	8.73%
Start Date agreed (other)	2	1.59%
Start Date agreed (RPA compliant)	10	7.94%
Seeking EET	98	77.78%
Available Total	126	100%
Unavailable:		
Young carers	2	5.00%
Teenage parents	13	32.50%
Illness	23	57.50%
Pregnancy	2	5.00%
Religious grounds	0	0.00%
Unlikely to be economically active	0	0.00%
Other reason	0	0.00%
Unavailable Total	40	100%

NEET Leavers and Joiners



% of Vulnerable Cohorts who are NEET



Education and Young People's Services Performance Management

NEET Monthly Report - Canterbury

16-18 year old cohort by Vulnerable Group	Jan-16	Dec-15	Nov-15	Oct-15	Sep-15	Aug-15	Jul-15	Jun-15	May-15	Apr-15	Mar-15	Feb-15	Jan-15
Children in Care	174	180	176	85	80	85	85	85	81	80	80	81	82
subset CIC resp. not known	0	2	2	2	2	2	2						
subset CIC KCC responsibility	132	132	128	38	36	43	43						
subset CIC OOC responsibility	42	46	46	54	42	40	40						
Caring for own child	26	22	18	16	14	36	35	35	33	33	31	32	32
Asylum seeker	99	91	89	5	1	7	7	7	7	7	7	7	6
Carer not own child	7	6	6	6	6	4	4	4	4	4	4	4	4
Substance Misuse	9	9	9	9	9	9	9	9	9	9	9	9	9
Care Leaver	34	0	0	0	0	6	6	6	6	6	6	6	7
subset CL resp. not known	0	0	0	0	0	0	0						
subset CL KCC responsibility	33	0	0	0	0	6	6						
subset CL OOC responsibility	1	0	0	0	0	0	0						
Supervised by YOT	6	6	7	27	28	20	20	20	20	19	19	19	16
Pregnancy	17	17	16	15	14	24	24	24	20	20	20	18	16
Parent not caring for own child	0	0	0	0	0	0	0	0	0	0	0	1	1
SEND (16-18 year olds)	244	245	244	242	226	221	222	223	224	223	223	224	223
SEND (19+ year olds)	52	54	53	57	59	343	345	345	345	345	345	346	346
Total 16-18 cohort with at least one vulnerable group	472	440	434	357	332	357	356	357	349	348	346	345	341

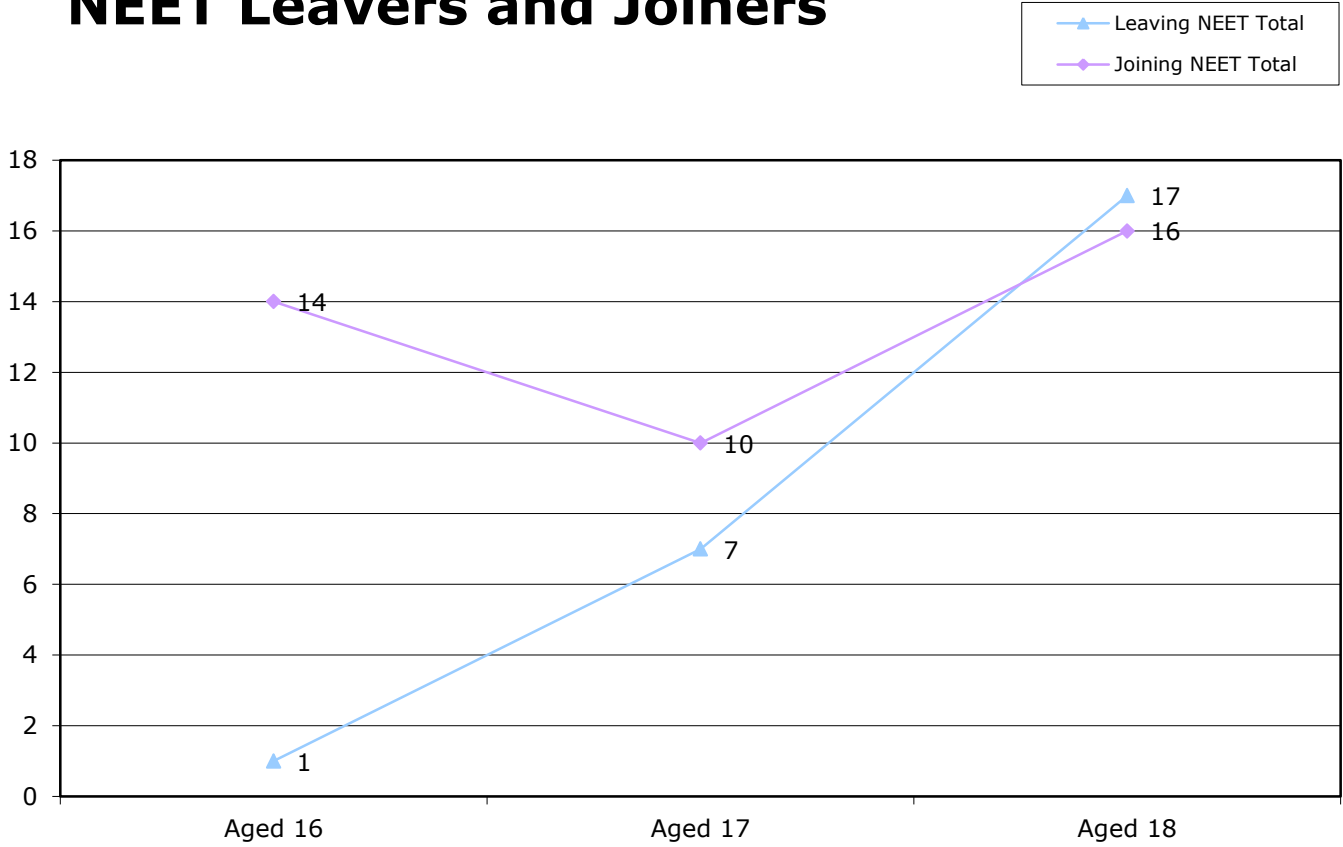
16-18 year old NEET by Vulnerable Group	Jan-16	Dec-15	Nov-15	Oct-15	Sep-15	Aug-15	Jul-15	Jun-15	May-15	Apr-15	Mar-15	Feb-15	Jan-15
Children in Care	22	18	12	13	11	14	14	14	14	12	11	11	10
subset CIC resp. not known	0	1	1	2	1	1	1						
subset CIC KCC responsibility	16	10	7	7	7	8	8						
subset CIC OOC responsibility	6	7	4	5	3	5	5						
Caring for own child	17	13	10	9	7	22	22	22	20	20	18	18	19
Asylum seeker	1	0	0	1	0	1	1	1	1	1	1	1	1
Carer not own child	2	1	1	0	0	0	0	0	0	0	0	0	0
Substance Misuse	1	1	1	1	1	2	2	2	1	1	1	1	0
Care Leaver	5	0	0	0	0	5	5	5	5	5	5	5	2
subset CL resp. not known	0	0	0	0	0	0	0						
subset CL KCC responsibility	4	0	0	0	0	5	5						
subset CL OOC responsibility	1	0	0	0	0	0	0						
Supervised by YOT	4	4	5	7	8	7	7	8	8	7	7	6	3
Pregnancy	15	15	14	14	12	19	19	19	19	19	19	17	15
Parent not caring for own child	0	0	0	0	0	0	0	0	0	0	0	1	1
SEND (16-18 year olds)	37	30	24	21	22	27	26	25	25	23	25	23	21
SEND (19+ year olds)	8	9	8	9	9	78	78	77	77	77	77	77	78
Total 16-18 NEET with at least one vulnerable group	89	68	58	56	51	82	80	80	77	74	73	67	59

16-18 year old Not Knowns by Vulnerable Group	Jan-16	Dec-15	Nov-15	Oct-15	Sep-15	Aug-15	Jul-15	Jun-15	May-15	Apr-15	Mar-15	Feb-15	Jan-15
Children in Care	3	18	21	30	55	47	44	12	11	11	9	11	12
subset CIC resp. not known	0	0	0	0	1	1	1						
subset CIC KCC responsibility	1	12	14	20	25	19	19						
subset CIC OOC responsibility	2	6	7	10	29	27	24						
Caring for own child	4	5	6	6	7	11	9	6	6	6	5	5	5
Asylum seeker	1	1	2	1	1	6	6	4	3	3	2	2	2
Carer not own child	2	3	3	4	5	2	2	0	0	0	0	0	0
Substance Misuse	1	1	2	2	5	4	4	2	2	2	2	2	2
Care Leaver	4	0	0	0	0	1	1	0	0	0	0	0	2
subset CL resp. not known	0	0	0	0	0	0	0						
subset CL KCC responsibility	4	0	0	0	0	1	1						
subset CL OOC responsibility	0	0	0	0	0	0	0						
Supervised by YOT	1	0	1	11	15	9	8	1	0	0	0	0	0
Pregnancy	1	1	1	1	2	3	3	2	0	0	0	0	0
Parent not caring for own child	0	0	0	0	0	0	0	0	0	0	0	0	0
SEND (16-18 year olds)	19	36	46	72	131	116	112	32	31	29	27	30	30
SEND (19+ year olds)	34	34	35	38	48	259	260	218	218	216	208	210	214
Total not known with at least one vulnerable group	33	56	71	111	193	170	160	52	47	45	40	44	47

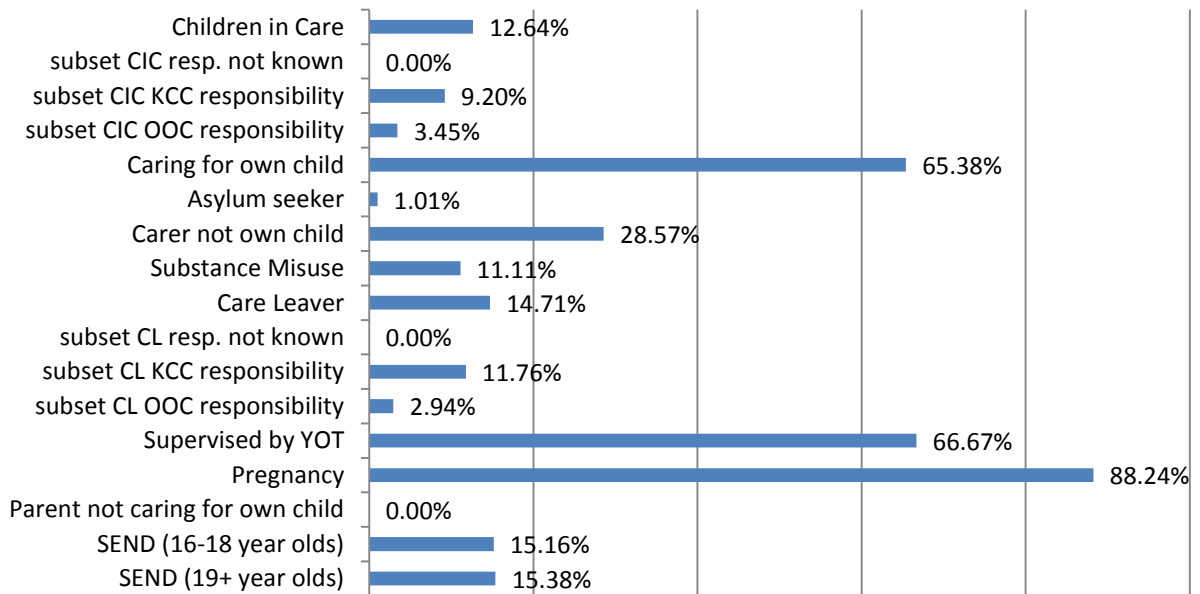
16-18 Year old NEET Leavers & Joiners	Aged 16	Aged 17	Aged 18	16-18 Total	Aged 19
Leaving NEET Total	1	7	17	25	16
Education	1	0	2	3	0
Employment	0	4	10	14	0
Government supported training	0	3	2	5	0
Re-engagement Provision	0	0	0	0	0
Transfer to another LA	0	0	0	0	1
Age reached where no active record required	0	0	0	0	15
Left England so no longer active record	0	0	1	1	0
Found to be a duplicate record	0	0	0	0	0
Deceased	0	0	0	0	0
Custodial Sentence	0	0	0	0	0
Cannot Be Contacted	0	0	0	0	0
Refused to disclose activity	0	0	0	0	0
Unknown Activity	0	0	0	0	0
Other Reason	0	0	2	2	0
Joining NEET Total	14	10	16	40	1
Education	5	3	2	10	0
Employment	2	1	3	6	0
Training	1	1	1	3	0
Re-engagement Provision	0	0	0	0	0
From other area	0	0	0	0	0
Other (inc custodial sentence)	6	5	10	21	1
Joiners>Leavers	-13	-3	1	-15	15

16-18 Year Old NEET Labour Market Summary	No	%
Available:		
Working not for reward	4	2.01%
Not yet ready for work or learning	20	10.05%
Start Date agreed (other)	1	0.50%
Start Date agreed (RPA compliant)	0	0.00%
Seeking EET	174	87.44%
Available Total	199	100%
Unavailable:		
Young carers	1	2.00%
Teenage parents	11	22.00%
Illness	29	58.00%
Pregnancy	8	16.00%
Religious grounds	0	0.00%
Unlikely to be economically active	1	2.00%
Other reason	0	0.00%
Unavailable Total	50	100%

NEET Leavers and Joiners



% of Vulnerable Cohorts who are NEET



Education and Young People's Services Performance Management

NEET Monthly Report - Dartford

16-18 year old cohort by Vulnerable Group	Jan-16	Dec-15	Nov-15	Oct-15	Sep-15	Aug-15	Jul-15	Jun-15	May-15	Apr-15	Mar-15	Feb-15	Jan-15
Children in Care	30	37	37	31	27	31	29	28	25	24	25	26	25
subset CIC resp. not known	0	1	1	1	1	1	1						
subset CIC KCC responsibility	22	25	25	19	16	19	17						
subset CIC OOC responsibility	8	11	11	11	10	11	11						
Caring for own child	13	14	10	6	4	16	16	14	14	14	14	14	14
Asylum seeker	9	3	3	0	0	1	1	1	1	1	1	1	1
Carer not own child	2	2	2	2	1	5	5	5	5	5	5	5	5
Substance Misuse	1	1	1	1	1	2	1	1	1	1	1	1	1
Care Leaver	11	0	0	0	0	2	2	2	2	2	2	2	2
subset CL resp. not known	0	0	0	0	0	0	0						
subset CL KCC responsibility	11	0	0	0	0	2	2						
subset CL OOC responsibility	0	0	0	0	0	0	0						
Supervised by YOT	7	6	6	11	10	11	10	9	9	9	9	10	10
Pregnancy	7	6	2	2	3	7	6	6	3	3	3	3	3
Parent not caring for own child	0	0	0	0	0	1	1	1	1	1	1	1	1
SEND (16-18 year olds)	112	112	111	112	120	114	114	113	113	113	114	114	115
SEND (19+ year olds)	27	30	34	36	37	248	248	248	248	248	248	248	248
Total 16-18 cohort with at least one vulnerable group	168	163	154	150	153	175	172	170	164	163	165	166	166

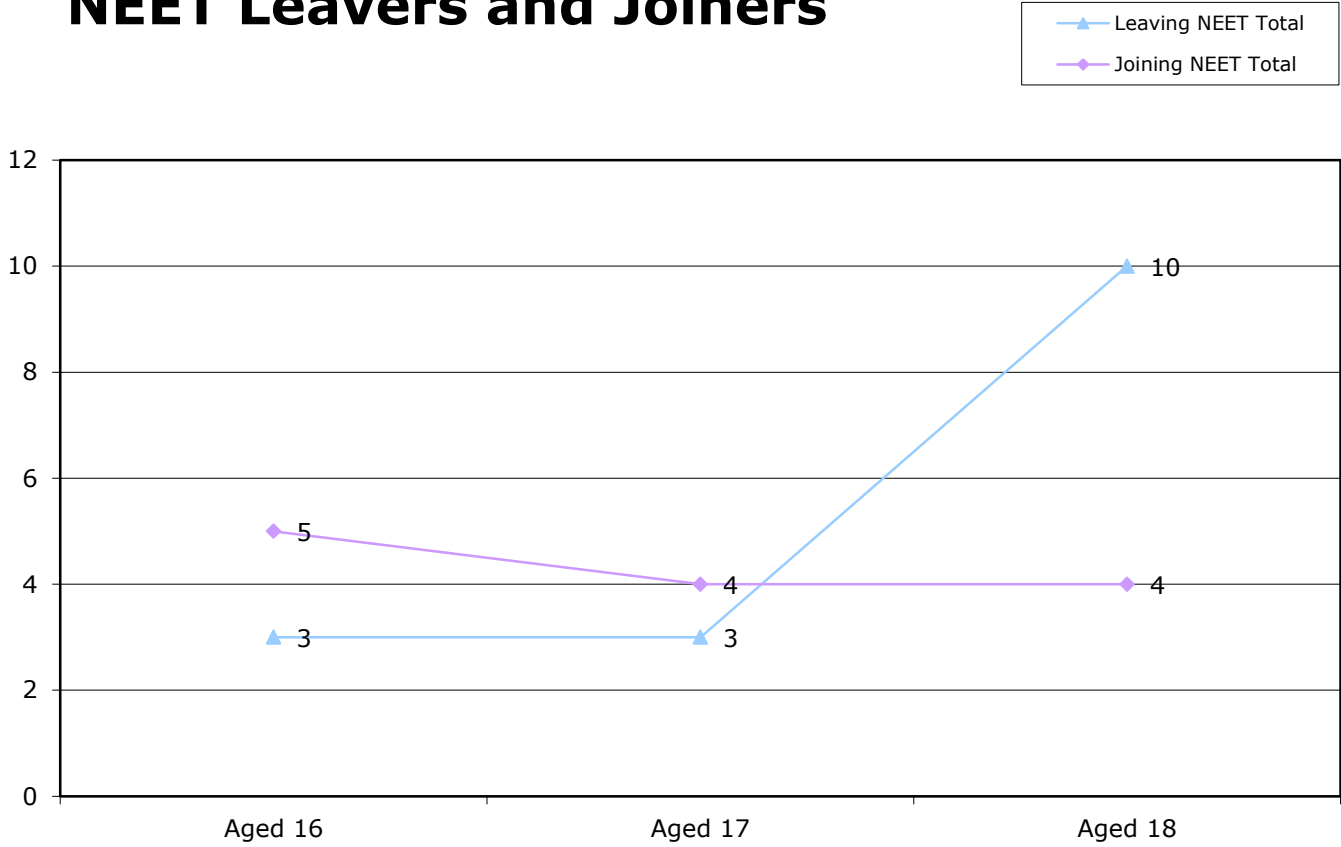
16-18 year old NEET by Vulnerable Group	Jan-16	Dec-15	Nov-15	Oct-15	Sep-15	Aug-15	Jul-15	Jun-15	May-15	Apr-15	Mar-15	Feb-15	Jan-15
Children in Care	2	6	7	8	7	10	8	6	5	5	5	5	5
subset CIC resp. not known	0	1	1	1	1	1	1						
subset CIC KCC responsibility	2	4	5	6	5	7	5						
subset CIC OOC responsibility	0	1	1	1	1	2	2						
Caring for own child	10	12	8	5	4	15	15	13	13	13	13	13	13
Asylum seeker	0	0	0	0	0	1	1	1	1	1	1	1	1
Carer not own child	0	0	0	0	0	1	1	1	1	1	1	1	1
Substance Misuse	0	0	0	0	0	0	0	0	0	0	0	0	0
Care Leaver	4	0	0	0	0	0	0	0	0	0	0	0	0
subset CL resp. not known	0	0	0	0	0	0	0						
subset CL KCC responsibility	4	0	0	0	0	0	0						
subset CL OOC responsibility	0	0	0	0	0	0	0						
Supervised by YOT	1	1	2	4	4	3	4	3	3	2	2	4	4
Pregnancy	5	5	1	1	2	4	3	3	2	2	2	2	2
Parent not caring for own child	0	0	0	0	0	1	1	1	1	1	1	1	1
SEND (16-18 year olds)	11	11	8	5	7	7	6	4	5	4	5	4	4
SEND (19+ year olds)	2	2	4	5	4	42	42	41	40	40	40	40	40
Total 16-18 NEET with at least one vulnerable group	31	33	23	20	20	35	32	28	27	25	26	26	26

16-18 year old Not Knowns by Vulnerable Group	Jan-16	Dec-15	Nov-15	Oct-15	Sep-15	Aug-15	Jul-15	Jun-15	May-15	Apr-15	Mar-15	Feb-15	Jan-15
Children in Care	3	8	9	13	16	14	12	8	6	6	6	5	5
subset CIC resp. not known	0	0	0	0	0	0	0						
subset CIC KCC responsibility	2	4	4	7	8	7	7						
subset CIC OOC responsibility	1	4	5	6	8	7	5						
Caring for own child	0	0	0	0	0	1	1	1	1	1	1	1	1
Asylum seeker	0	0	0	0	0	0	0	0	0	0	0	0	0
Carer not own child	1	1	1	1	1	3	3	2	2	2	2	2	1
Substance Misuse	1	1	0	0	0	1	1	1	1	1	1	1	1
Care Leaver	2	0	0	0	0	2	2	2	2	2	2	2	2
subset CL resp. not known	0	0	0	0	0	0	0						
subset CL KCC responsibility	2	0	0	0	0	2	2						
subset CL OOC responsibility	0	0	0	0	0	0	0						
Supervised by YOT	0	3	2	3	4	6	3	1	1	1	1	0	0
Pregnancy	1	1	1	1	1	3	3	1	1	1	1	1	1
Parent not caring for own child	0	0	0	0	0	0	0	0	0	0	0	0	0
SEND (16-18 year olds)	9	17	29	39	68	52	48	15	14	13	12	13	16
SEND (19+ year olds)	13	15	17	18	31	201	194	185	185	185	182	182	181
Total not known with at least one vulnerable group	14	26	38	52	84	78	70	28	25	24	23	23	25

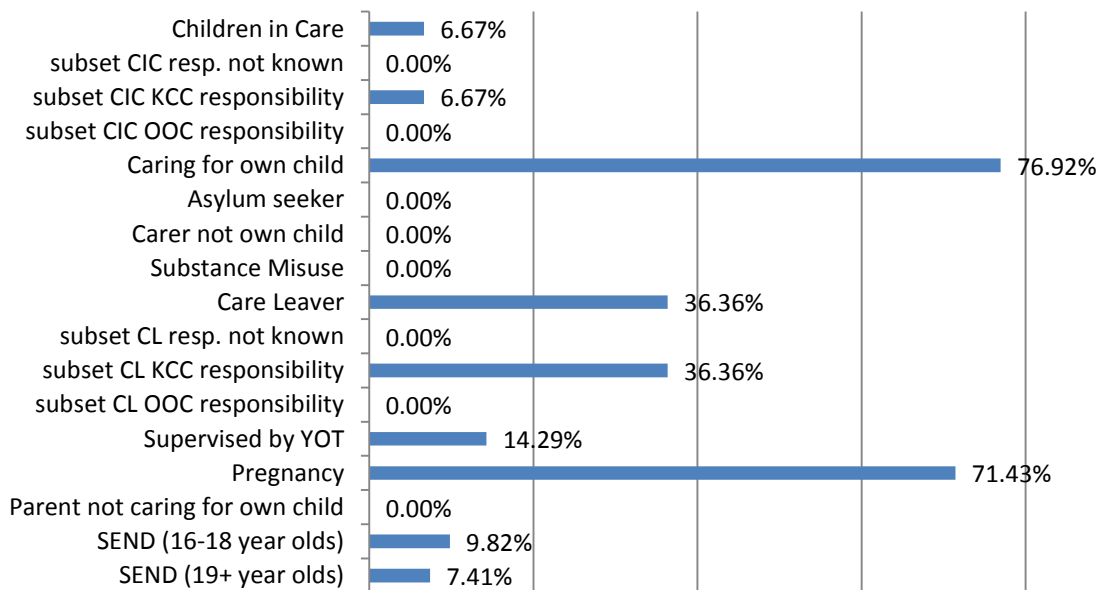
16-18 Year old NEET Leavers & Joiners	Aged 16	Aged 17	Aged 18	16-18 Total	Aged 19
Leaving NEET Total	3	3	10	16	11
Education	1	0	1	2	0
Employment	0	3	7	10	6
Government supported training	2	0	1	3	0
Re-engagement Provision	0	0	0	0	0
Transfer to another LA	0	0	0	0	0
Age reached where no active record required	0	0	0	0	5
Left England so no longer active record	0	0	0	0	0
Found to be a duplicate record	0	0	0	0	0
Deceased	0	0	0	0	0
Custodial Sentence	0	0	0	0	0
Cannot Be Contacted	0	0	1	1	0
Refused to disclose activity	0	0	0	0	0
Unknown Activity	0	0	0	0	0
Other Reason	0	0	0	0	0
Joining NEET Total	5	4	4	13	0
Education	2	0	0	2	0
Employment	0	1	2	3	0
Training	0	0	0	0	0
Re-engagement Provision	0	0	0	0	0
From other area	0	0	0	0	0
Other (inc custodial sentence)	3	3	2	8	0
Joiners>Leavers	-2	-1	6	3	11

16-18 Year Old NEET Labour Market Summary	No	%
Available:		
Working not for reward	1	0.84%
Not yet ready for work or learning	3	2.52%
Start Date agreed (other)	1	0.84%
Start Date agreed (RPA compliant)	4	3.36%
Seeking EET	110	92.44%
Available Total	119	100%
Unavailable:		
Young carers	0	0.00%
Teenage parents	9	32.14%
Illness	13	46.43%
Pregnancy	5	17.86%
Religious grounds	0	0.00%
Unlikely to be economically active	1	3.57%
Other reason	0	0.00%
Unavailable Total	28	100%

NEET Leavers and Joiners



% of Vulnerable Cohorts who are NEET



Education and Young People's Services Performance Management

NEET Monthly Report - Dover

16-18 year old cohort by Vulnerable Group	Jan-16	Dec-15	Nov-15	Oct-15	Sep-15	Aug-15	Jul-15	Jun-15	May-15	Apr-15	Mar-15	Feb-15	Jan-15
Children in Care	55	58	61	55	60	55	55	55	52	54	54	56	56
subset CIC resp. not known	0	0	0	0	0	0	0						
subset CIC KCC responsibility	47	46	49	40	44	40	40						
subset CIC OOC responsibility	8	12	12	15	16	15	15						
Caring for own child	24	24	18	17	16	43	42	41	41	39	36	34	34
Asylum seeker	20	10	10	3	2	4	4	4	4	4	4	4	4
Carer not own child	6	6	6	6	6	6	6	6	6	6	6	6	6
Substance Misuse	14	14	14	13	13	16	16	16	16	15	15	15	15
Care Leaver	7	1	1	1	1	10	9	9	10	10	10	10	10
subset CL resp. not known	0	0	0	0	0	0	0						
subset CL KCC responsibility	7	1	1	1	1	10	9						
subset CL OOC responsibility	0	0	0	0	0	0	0						
Supervised by YOT	22	15	16	30	30	27	28	28	29	30	31	31	30
Pregnancy	19	19	19	16	16	21	21	22	22	22	23	20	20
Parent not caring for own child	1	1	1	1	1	2	2	2	2	2	2	2	2
SEND (16-18 year olds)	174	178	180	190	193	173	175	175	177	179	179	180	180
SEND (19+ year olds)	41	48	52	60	63	341	341	341	341	341	341	341	341
Total 16-18 cohort with at least one vulnerable group	297	286	284	288	290	310	309	309	311	310	309	306	305

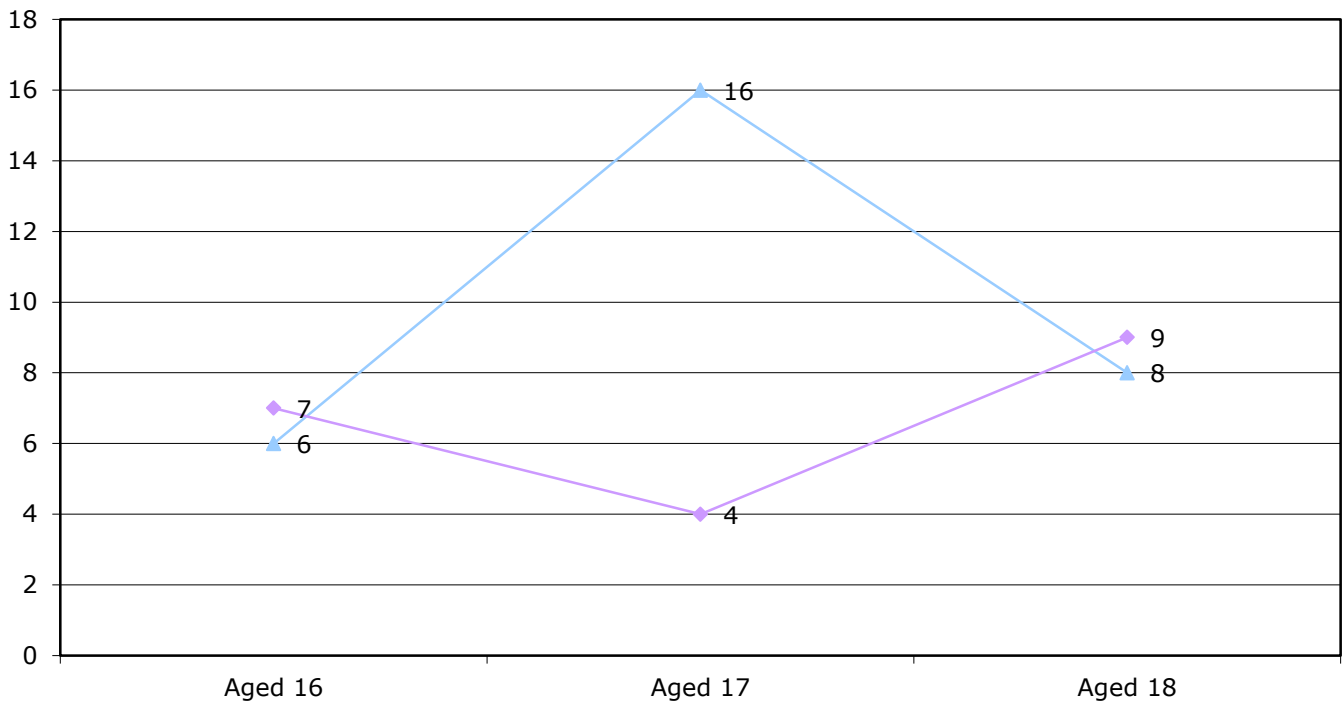
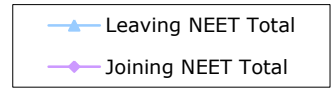
16-18 year old NEET by Vulnerable Group	Jan-16	Dec-15	Nov-15	Oct-15	Sep-15	Aug-15	Jul-15	Jun-15	May-15	Apr-15	Mar-15	Feb-15	Jan-15
Children in Care	6	13	10	9	8	14	12	11	10	10	11	7	9
subset CIC resp. not known	0	0	0	0	0	0	0						
subset CIC KCC responsibility	5	12	10	9	8	12	10						
subset CIC OOC responsibility	1	1	0	0	0	2	2						
Caring for own child	17	17	11	11	11	26	25	24	23	23	20	19	21
Asylum seeker	0	1	0	0	0	0	0	0	0	0	0	0	0
Carer not own child	1	1	1	2	2	2	2	2	2	2	2	2	2
Substance Misuse	1	3	2	2	1	2	2	3	3	2	2	2	3
Care Leaver	1	0	0	0	0	7	6	6	7	7	7	7	7
subset CL resp. not known	0	0	0	0	0	0	0						
subset CL KCC responsibility	1	0	0	0	0	7	6						
subset CL OOC responsibility	0	0	0	0	0	0	0						
Supervised by YOT	8	5	5	7	9	11	10	9	10	9	11	10	12
Pregnancy	16	17	16	12	12	17	16	17	17	18	19	16	15
Parent not caring for own child	1	1	1	1	1	2	1	1	1	1	1	1	1
SEND (16-18 year olds)	15	15	15	13	14	20	17	17	18	17	19	15	13
SEND (19+ year olds)	3	5	5	7	9	96	96	96	95	94	95	95	95
Total 16-18 NEET with at least one vulnerable group	56	60	51	46	47	83	75	75	76	75	75	65	67

16-18 year old Not Knowns by Vulnerable Group	Jan-16	Dec-15	Nov-15	Oct-15	Sep-15	Aug-15	Jul-15	Jun-15	May-15	Apr-15	Mar-15	Feb-15	Jan-15
Children in Care	3	13	17	29	41	25	17	6	7	7	9	10	10
subset CIC resp. not known	0	0	0	0	0	0	0						
subset CIC KCC responsibility	3	9	12	19	27	16	11						
subset CIC OOC responsibility	0	4	5	10	14	9	6						
Caring for own child	3	3	3	4	4	15	12	7	7	7	6	6	6
Asylum seeker	1	1	2	2	2	4	3	3	3	3	3	3	3
Carer not own child	1	1	2	2	2	4	4	3	3	3	2	1	1
Substance Misuse	2	2	3	5	8	8	6	3	3	2	1	1	1
Care Leaver	3	0	0	0	0	3	3	2	2	2	2	2	2
subset CL resp. not known	0	0	0	0	0	0	0						
subset CL KCC responsibility	3	0	0	0	0	3	3						
subset CL OOC responsibility	0	0	0	0	0	0	0						
Supervised by YOT	2	3	4	13	15	9	7	3	0	0	0	0	0
Pregnancy	1	1	2	2	3	3	4	4	4	4	4	4	3
Parent not caring for own child	0	0	0	0	0	0	1	0	0	0	0	0	0
SEND (16-18 year olds)	15	30	37	63	130	97	92	32	32	32	30	32	38
SEND (19+ year olds)	28	33	37	41	51	234	231	220	221	218	208	208	207
Total not known with at least one vulnerable group	25	44	57	93	173	148	132	55	54	53	49	50	55

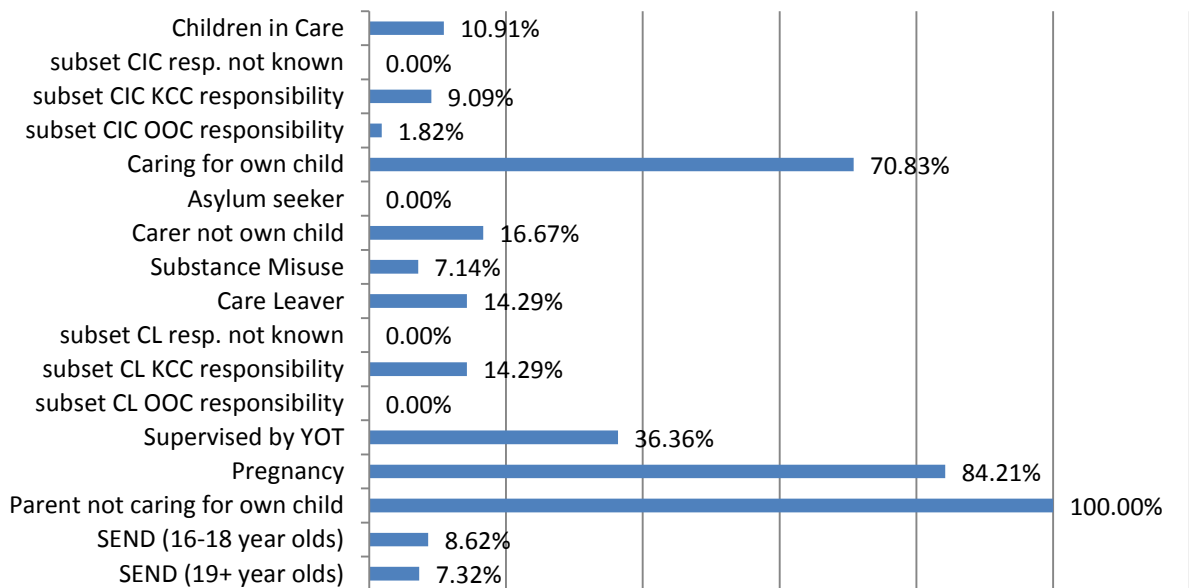
16-18 Year old NEET Leavers & Joiners	Aged 16	Aged 17	Aged 18	16-18 Total	Aged 19
Leaving NEET Total	6	16	8	30	7
Education	1	5	0	6	0
Employment	0	3	6	9	0
Government supported training	5	7	2	14	0
Re-engagement Provision	0	0	0	0	0
Transfer to another LA	0	0	0	0	0
Age reached where no active record required	0	0	0	0	7
Left England so no longer active record	0	0	0	0	0
Found to be a duplicate record	0	0	0	0	0
Deceased	0	0	0	0	0
Custodial Sentence	0	1	0	1	0
Cannot Be Contacted	0	0	0	0	0
Refused to disclose activity	0	0	0	0	0
Unknown Activity	0	0	0	0	0
Other Reason	0	0	0	0	0
Joining NEET Total	7	4	9	20	1
Education	1	1	2	4	0
Employment	2	0	1	3	0
Training	1	1	2	4	0
Re-engagement Provision	0	0	0	0	0
From other area	0	0	0	0	0
Other (inc custodial sentence)	3	2	4	9	1
Joiners>Leavers	-1	12	-1	10	6

16-18 Year Old NEET Labour Market Summary	No	%
Available:		
Working not for reward	3	2.68%
Not yet ready for work or learning	9	8.04%
Start Date agreed (other)	0	0.00%
Start Date agreed (RPA compliant)	0	0.00%
Seeking EET	100	89.29%
Available Total	112	100%
Unavailable:		
Young carers	1	3.70%
Teenage parents	13	48.15%
Illness	3	11.11%
Pregnancy	10	37.04%
Religious grounds	0	0.00%
Unlikely to be economically active	0	0.00%
Other reason	0	0.00%
Unavailable Total	27	100%

NEET Leavers and Joiners



% of Vulnerable Cohorts who are NEET



Education and Young People's Services Performance Management

NEET Monthly Report - Gravesham

16-18 year old cohort by Vulnerable Group	Jan-16	Dec-15	Nov-15	Oct-15	Sep-15	Aug-15	Jul-15	Jun-15	May-15	Apr-15	Mar-15	Feb-15	Jan-15
Children in Care	85	94	92	52	48	40	42	45	42	45	42	43	45
subset CIC resp. not known	0	1	1	1	1	1	1						
subset CIC KCC responsibility	71	75	73	35	34	25	27						
subset CIC OOC responsibility	14	18	18	16	13	14	14						
Caring for own child	27	23	22	18	17	27	24	22	22	20	17	17	17
Asylum seeker	47	36	36	3	3	4	4	4	4	4	4	4	4
Carer not own child	5	5	4	4	5	7	7	7	8	7	7	7	7
Substance Misuse	3	3	3	3	3	3	4	4	3	3	3	3	3
Care Leaver	16	1	1	1	1	6	6	6	6	6	6	6	6
subset CL resp. not known	0	0	0	0	0	0	0						
subset CL KCC responsibility	16	1	1	1	1	6	6						
subset CL OOC responsibility	0	0	0	0	0	0	0						
Supervised by YOT	5	6	5	17	17	20	21	24	23	22	20	19	18
Pregnancy	12	12	13	16	16	27	31	31	20	18	18	18	17
Parent not caring for own child	0	0	0	0	0	1	1	1	1	1	1	1	1
SEND (16-18 year olds)	166	166	165	165	156	153	153	155	156	156	156	156	156
SEND (19+ year olds)	34	39	41	42	43	296	297	297	297	297	297	297	296
Total 16-18 cohort with at least one vulnerable group	294	283	279	248	237	255	257	259	247	244	240	240	240

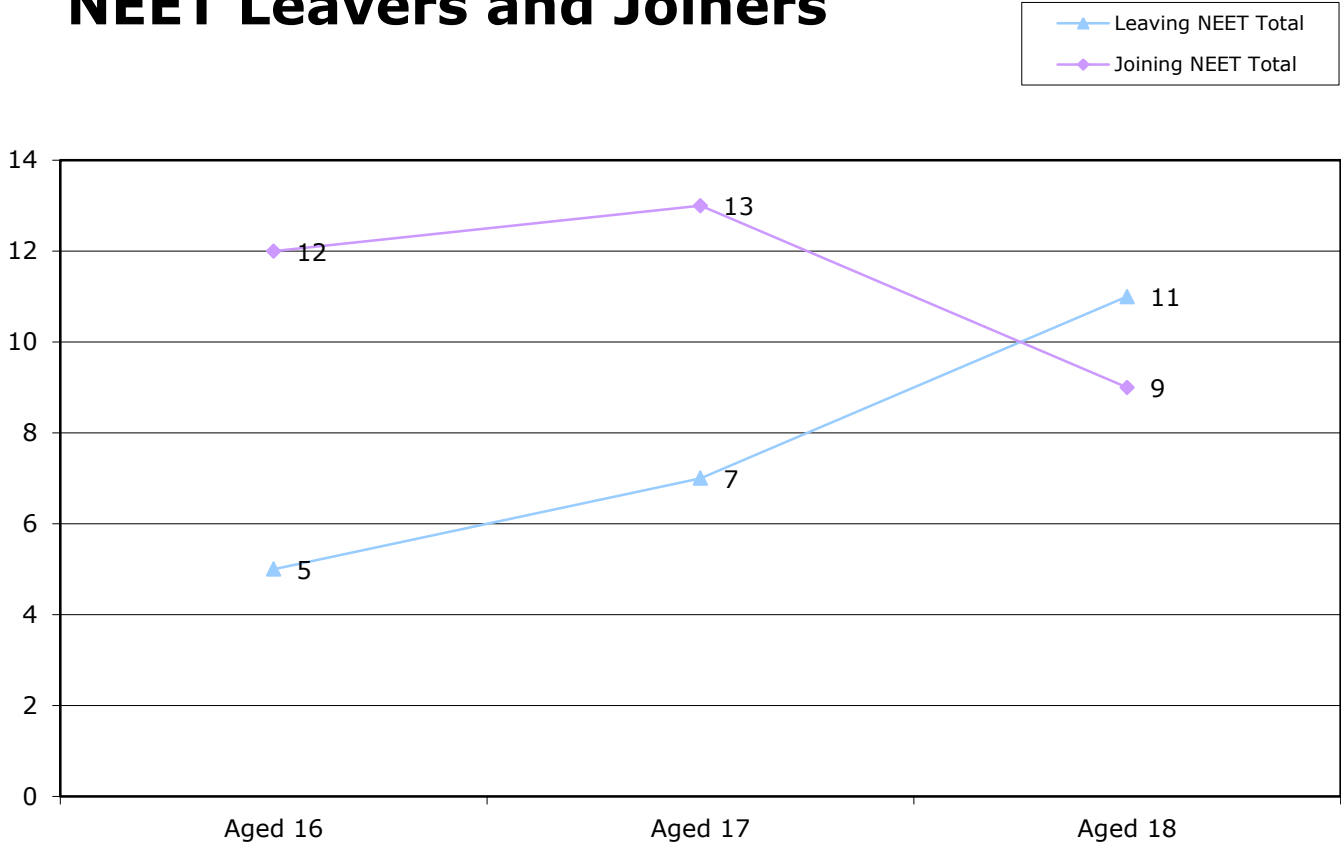
16-18 year old NEET by Vulnerable Group	Jan-16	Dec-15	Nov-15	Oct-15	Sep-15	Aug-15	Jul-15	Jun-15	May-15	Apr-15	Mar-15	Feb-15	Jan-15
Children in Care	11	20	17	16	13	15	14	14	13	16	11	11	11
subset CIC resp. not known	0	1	1	1	1	1	1						
subset CIC KCC responsibility	9	17	14	13	11	10	9						
subset CIC OOC responsibility	2	2	2	2	1	4	4						
Caring for own child	21	17	17	13	13	20	19	17	17	15	12	11	11
Asylum seeker	1	1	1	2	2	1	1	1	1	1	1	1	1
Carer not own child	2	2	1	1	1	3	3	2	2	2	2	2	2
Substance Misuse	1	1	1	1	1	2	2	2	1	0	0	0	1
Care Leaver	6	0	0	0	0	1	1	1	1	1	1	1	1
subset CL resp. not known	0	0	0	0	0	0	0						
subset CL KCC responsibility	6	0	0	0	0	1	1						
subset CL OOC responsibility	0	0	0	0	0	0	0						
Supervised by YOT	2	3	2	9	9	9	11	13	11	10	9	8	6
Pregnancy	5	5	5	6	6	16	20	20	17	15	15	15	14
Parent not caring for own child	0	0	0	0	0	1	1	1	1	1	1	1	1
SEND (16-18 year olds)	25	21	21	19	16	22	20	19	20	18	18	18	17
SEND (19+ year olds)	8	9	9	8	8	64	65	65	65	65	64	64	63
Total 16-18 NEET with at least one vulnerable group	61	58	54	55	50	76	78	76	70	64	60	57	56

16-18 year old Not Knowns by Vulnerable Group	Jan-16	Dec-15	Nov-15	Oct-15	Sep-15	Aug-15	Jul-15	Jun-15	May-15	Apr-15	Mar-15	Feb-15	Jan-15
Children in Care	2	8	10	15	26	16	16	8	5	5	5	6	6
subset CIC resp. not known	0	0	0	0	0	0	0						
subset CIC KCC responsibility	2	3	4	9	15	8	9						
subset CIC OOC responsibility	0	5	6	6	11	8	7						
Caring for own child	2	2	2	2	2	5	5	3	3	3	3	3	3
Asylum seeker	0	0	0	0	1	3	2	1	1	1	1	2	2
Carer not own child	1	1	2	2	3	3	3	1	2	2	2	2	2
Substance Misuse	0	0	1	1	1	1	2	1	0	0	0	0	0
Care Leaver	1	1	1	1	1	5	5	3	2	2	3	3	3
subset CL resp. not known	0	0	0	0	0	0	0						
subset CL KCC responsibility	1	1	1	1	1	5	5						
subset CL OOC responsibility	0	0	0	0	0	0	0						
Supervised by YOT	0	2	2	5	4	6	8	6	3	0	1	1	0
Pregnancy	3	4	5	6	8	7	8	1	0	0	0	0	0
Parent not caring for own child	0	0	0	0	0	0	0	0	0	0	0	0	0
SEND (16-18 year olds)	10	30	38	47	77	63	63	19	18	15	16	16	18
SEND (19+ year olds)	14	19	23	26	35	221	219	213	213	209	207	206	208
Total not known with at least one vulnerable group	17	43	55	69	108	94	97	34	31	26	28	29	30

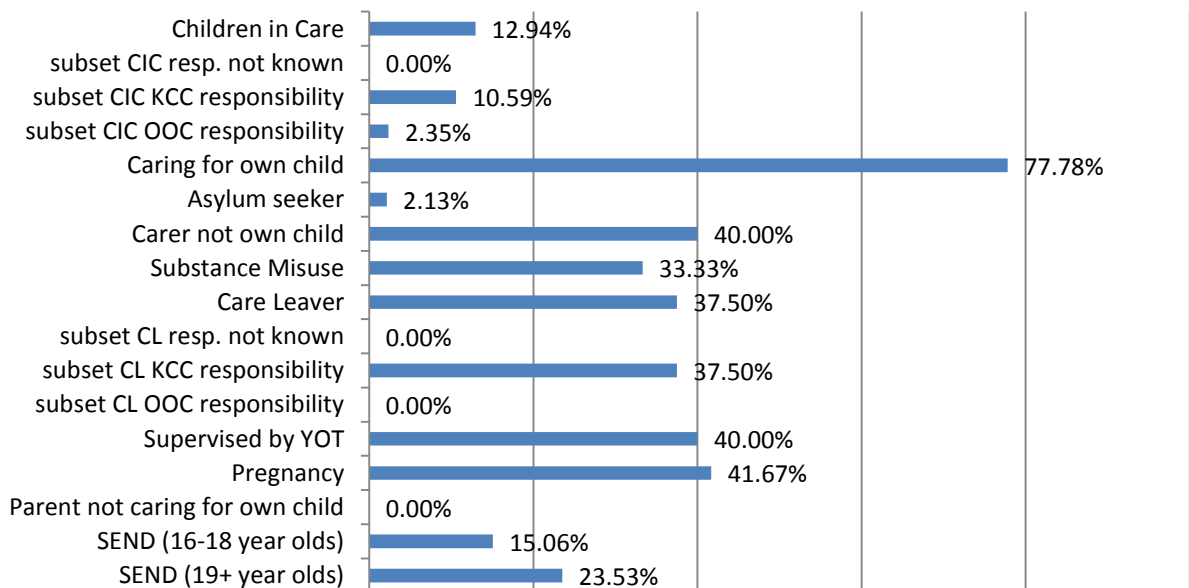
16-18 Year old NEET Leavers & Joiners	Aged 16	Aged 17	Aged 18	16-18 Total	Aged 19
Leaving NEET Total	5	7	11	23	14
Education	0	0	1	1	1
Employment	0	5	8	13	1
Government supported training	4	1	1	6	0
Re-engagement Provision	0	0	0	0	0
Transfer to another LA	0	0	0	0	0
Age reached where no active record required	0	0	0	0	12
Left England so no longer active record	0	0	0	0	0
Found to be a duplicate record	0	0	0	0	0
Deceased	0	0	0	0	0
Custodial Sentence	0	0	0	0	0
Cannot Be Contacted	0	1	0	1	0
Refused to disclose activity	0	0	0	0	0
Unknown Activity	0	0	0	0	0
Other Reason	1	0	1	2	0
Joining NEET Total	12	13	9	34	5
Education	3	1	0	4	0
Employment	1	1	0	2	1
Training	0	1	0	1	0
Re-engagement Provision	0	0	0	0	0
From other area	0	0	0	0	0
Other (inc custodial sentence)	8	10	9	27	4
Joiners>Leavers	-7	-6	2	-11	9

16-18 Year Old NEET Labour Market Summary	No	%
Available:		
Working not for reward	4	2.00%
Not yet ready for work or learning	12	6.00%
Start Date agreed (other)	1	0.50%
Start Date agreed (RPA compliant)	3	1.50%
Seeking EET	180	90.00%
Available Total	200	100%
Unavailable:		
Young carers	2	6.45%
Teenage parents	16	51.61%
Illness	11	35.48%
Pregnancy	2	6.45%
Religious grounds	0	0.00%
Unlikely to be economically active	0	0.00%
Other reason	0	0.00%
Unavailable Total	31	100%

NEET Leavers and Joiners



% of Vulnerable Cohorts who are NEET



Education and Young People's Services Performance Management

NEET Monthly Report - Maidstone

16-18 year old cohort by Vulnerable Group	Jan-16	Dec-15	Nov-15	Oct-15	Sep-15	Aug-15	Jul-15	Jun-15	May-15	Apr-15	Mar-15	Feb-15	Jan-15
Children in Care	60	71	69	39	38	43	41	39	39	37	37	39	38
subset CIC resp. not known	0	0	0	0	0	0	0						
subset CIC KCC responsibility	54	62	60	30	31	35	33						
subset CIC OOC responsibility	6	9	9	9	7	8	8						
Caring for own child	22	19	18	14	12	35	35	35	34	33	30	30	27
Asylum seeker	36	33	32	3	2	4	4	4	4	4	4	4	4
Carer not own child	4	4	4	4	4	7	7	7	7	7	7	7	7
Substance Misuse	7	5	7	5	5	7	7	6	6	6	6	7	7
Care Leaver	14	2	2	2	2	8	8	7	7	7	7	7	7
subset CL resp. not known	0	0	0	0	0	0	0						
subset CL KCC responsibility	13	1	1	2	1	6	6						
subset CL OOC responsibility	1	1	1	0	1	2	2						
Supervised by YOT	18	18	9	15	16	14	14	14	14	14	14	14	14
Pregnancy	9	9	9	10	9	17	17	17	15	13	13	12	11
Parent not caring for own child	0	0	0	0	0	1	1	1	1	1	1	1	1
SEND (16-18 year olds)	214	214	214	216	217	208	208	208	208	207	206	206	205
SEND (19+ year olds)	52	56	56	67	72	430	436	436	436	436	436	437	436
Total 16-18 cohort with at least one vulnerable group	323	318	311	282	280	314	312	309	306	302	298	297	293

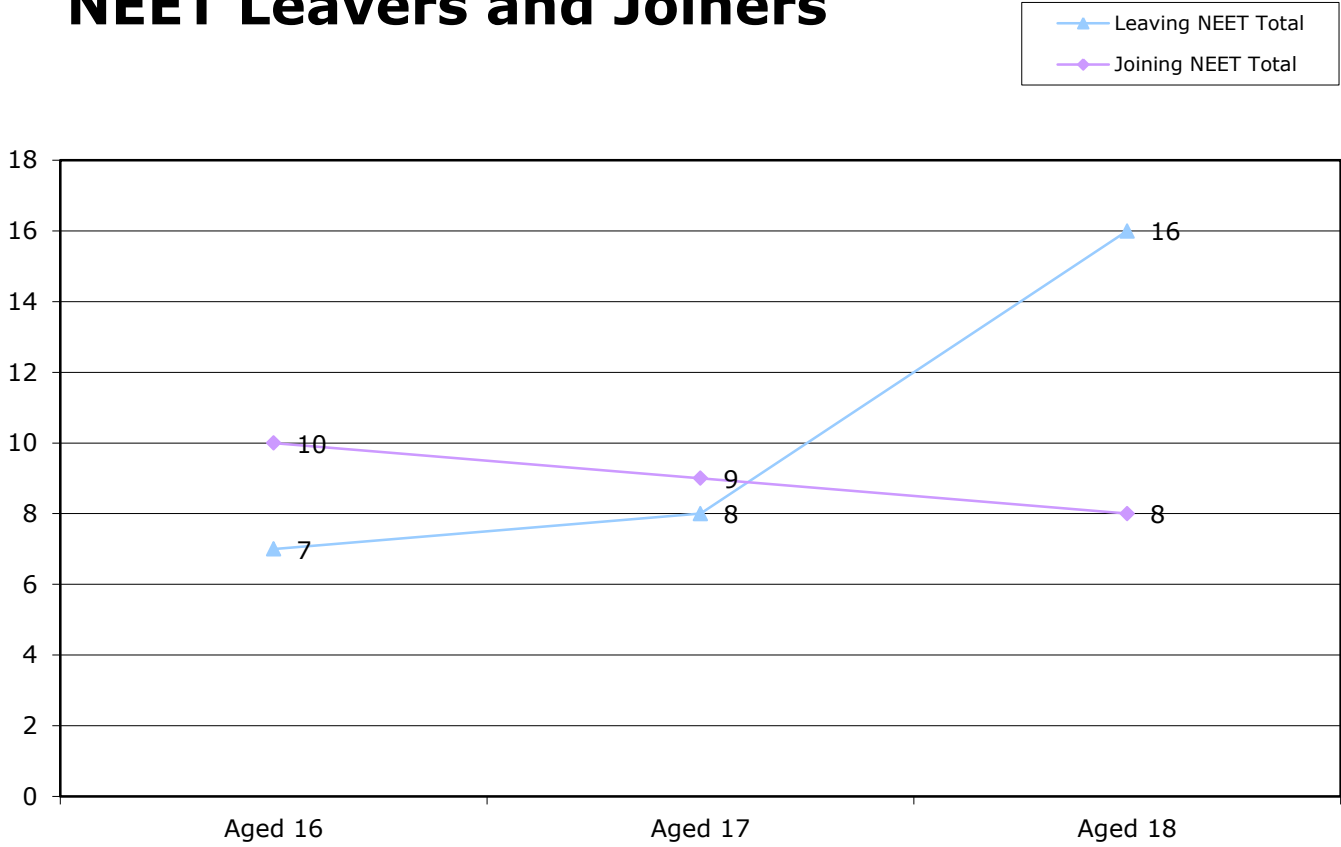
16-18 year old NEET by Vulnerable Group	Jan-16	Dec-15	Nov-15	Oct-15	Sep-15	Aug-15	Jul-15	Jun-15	May-15	Apr-15	Mar-15	Feb-15	Jan-15
Children in Care	9	12	9	8	9	10	11	9	9	8	9	9	8
subset CIC resp. not known	0	0	0	0	0	0	0						
subset CIC KCC responsibility	9	12	9	8	9	9	10						
subset CIC OOC responsibility	0	0	0	0	0	1	1						
Caring for own child	18	16	15	11	9	26	26	26	25	24	21	21	18
Asylum seeker	0	0	0	0	0	0	0	0	0	0	0	0	0
Carer not own child	3	3	3	2	2	4	4	4	4	4	4	4	5
Substance Misuse	4	2	4	0	2	0	0	0	0	0	1	1	2
Care Leaver	2	1	1	1	1	4	4	3	3	3	3	3	3
subset CL resp. not known	0	0	0	0	0	0	0						
subset CL KCC responsibility	2	1	1	1	1	4	4						
subset CL OOC responsibility	0	0	0	0	0	0	0						
Supervised by YOT	11	9	6	10	11	6	7	7	8	8	9	8	7
Pregnancy	6	4	4	6	5	14	14	14	14	13	13	12	10
Parent not caring for own child	0	0	0	0	0	0	0	0	0	0	0	0	1
SEND (16-18 year olds)	16	11	10	11	12	16	17	15	14	16	18	16	15
SEND (19+ year olds)	5	6	6	8	11	98	101	101	101	101	102	100	97
Total 16-18 NEET with at least one vulnerable group	58	49	43	38	38	69	69	66	65	65	65	61	58

16-18 year old Not Knowns by Vulnerable Group	Jan-16	Dec-15	Nov-15	Oct-15	Sep-15	Aug-15	Jul-15	Jun-15	May-15	Apr-15	Mar-15	Feb-15	Jan-15
Children in Care	0	9	10	13	20	20	17	8	9	7	6	7	7
subset CIC resp. not known	0	0	0	0	0	0	0						
subset CIC KCC responsibility	0	6	6	9	15	15	12						
subset CIC OOC responsibility	0	3	4	4	5	5	5						
Caring for own child	1	1	1	2	2	6	5	4	3	4	3	3	2
Asylum seeker	0	0	1	0	2	3	3	1	1	1	1	1	1
Carer not own child	0	0	0	1	2	2	2	0	0	0	0	0	0
Substance Misuse	1	1	1	1	2	4	4	3	3	3	3	3	3
Care Leaver	4	1	1	0	0	2	1	1	1	1	1	1	1
subset CL resp. not known	0	0	0	0	0	0	0						
subset CL KCC responsibility	3	0	0	0	0	1	0						
subset CL OOC responsibility	1	1	1	0	0	1	1						
Supervised by YOT	0	1	1	2	4	4	4	3	3	1	1	0	0
Pregnancy	2	2	2	1	1	0	0	0	0	0	0	0	1
Parent not caring for own child	0	0	0	0	0	0	0	0	0	0	0	0	0
SEND (16-18 year olds)	19	42	45	59	127	104	101	44	41	37	34	36	39
SEND (19+ year olds)	15	16	19	31	57	323	321	292	291	281	269	272	273
Total not known with at least one vulnerable group	25	51	56	74	151	137	129	60	56	50	46	47	50

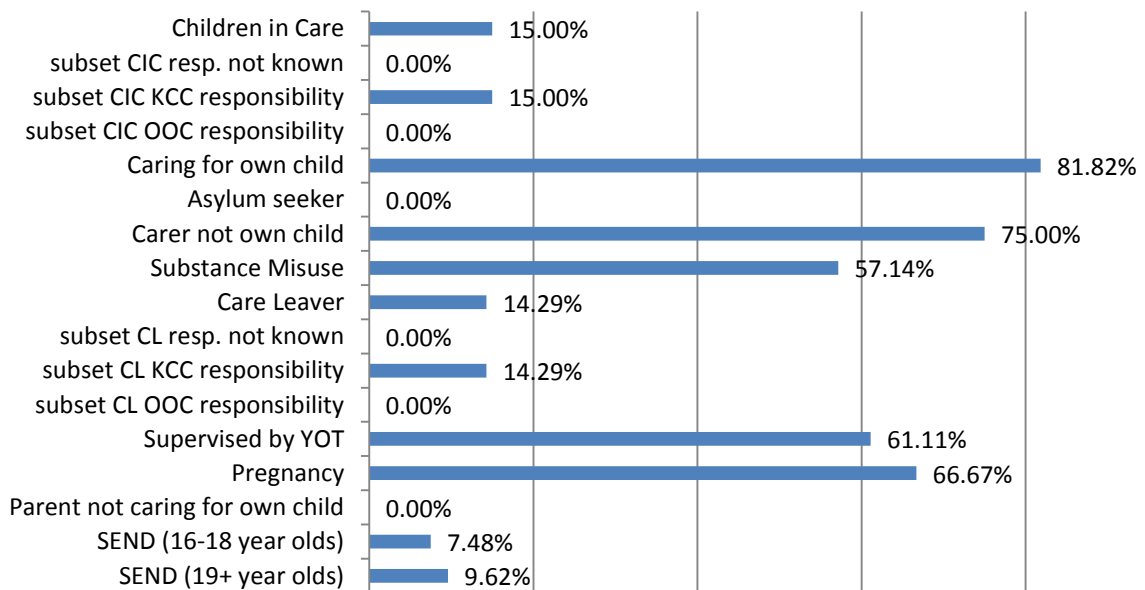
16-18 Year old NEET Leavers & Joiners	Aged 16	Aged 17	Aged 18	16-18 Total	Aged 19
Leaving NEET Total	7	8	16	31	13
Education	0	0	0	0	0
Employment	1	4	15	20	0
Government supported training	2	3	0	5	0
Re-engagement Provision	0	0	0	0	0
Transfer to another LA	0	1	0	1	0
Age reached where no active record required	0	0	0	0	13
Left England so no longer active record	0	0	0	0	0
Found to be a duplicate record	0	0	0	0	0
Deceased	0	0	0	0	0
Custodial Sentence	0	0	0	0	0
Cannot Be Contacted	2	0	0	2	0
Refused to disclose activity	0	0	0	0	0
Unknown Activity	0	0	0	0	0
Other Reason	2	0	1	3	0
Joining NEET Total	10	9	8	27	2
Education	4	1	0	5	1
Employment	0	2	0	2	1
Training	3	1	0	4	0
Re-engagement Provision	0	0	0	0	0
From other area	0	0	0	0	0
Other (inc custodial sentence)	3	5	8	16	0
Joiners>Leavers	-3	-1	8	4	11

16-18 Year Old NEET Labour Market Summary	No	%
Available:		
Working not for reward	3	1.43%
Not yet ready for work or learning	8	3.81%
Start Date agreed (other)	3	1.43%
Start Date agreed (RPA compliant)	3	1.43%
Seeking EET	193	91.90%
Available Total	210	100%
Unavailable:		
Young carers	0	0.00%
Teenage parents	15	46.88%
Illness	13	40.63%
Pregnancy	3	9.38%
Religious grounds	0	0.00%
Unlikely to be economically active	1	3.13%
Other reason	0	0.00%
Unavailable Total	32	100%

NEET Leavers and Joiners



% of Vulnerable Cohorts who are NEET



Education and Young People's Services Performance Management

NEET Monthly Report - Sevenoaks

16-18 year old cohort by Vulnerable Group	Jan-16	Dec-15	Nov-15	Oct-15	Sep-15	Aug-15	Jul-15	Jun-15	May-15	Apr-15	Mar-15	Feb-15	Jan-15
Children in Care	22	23	22	21	23	16	17	17	14	14	14	14	14
subset CIC resp. not known	0	0	0	0	0	0	0						
subset CIC KCC responsibility	6	7	7	6	6	4	5						
subset CIC OOC responsibility	16	16	15	15	17	12	12						
Caring for own child	7	6	6	6	5	13	13	13	12	11	11	11	11
Asylum seeker	1	1	1	0	0	0	0	0	0	0	0	0	0
Carer not own child	4	4	4	3	3	4	4	4	4	4	3	3	3
Substance Misuse	2	2	2	2	2	4	4	4	5	5	5	5	4
Care Leaver	1	0	0	0	0	0	0	0	0	0	0	0	0
subset CL resp. not known	0	0	0	0	0	0	0						
subset CL KCC responsibility	1	0	0	0	0	0	0						
subset CL OOC responsibility	0	0	0	0	0	0	0						
Supervised by YOT	11	9	7	13	14	17	18	18	18	18	18	18	18
Pregnancy	4	4	5	4	4	9	9	9	8	8	8	5	5
Parent not caring for own child	0	0	0	0	0	0	0	0	0	0	0	0	0
SEND (16-18 year olds)	129	128	129	130	135	114	115	115	115	115	115	115	115
SEND (19+ year olds)	29	32	33	35	37	230	232	232	232	232	232	232	232
Total 16-18 cohort with at least one vulnerable group	165	162	162	165	170	162	164	164	161	160	159	156	155

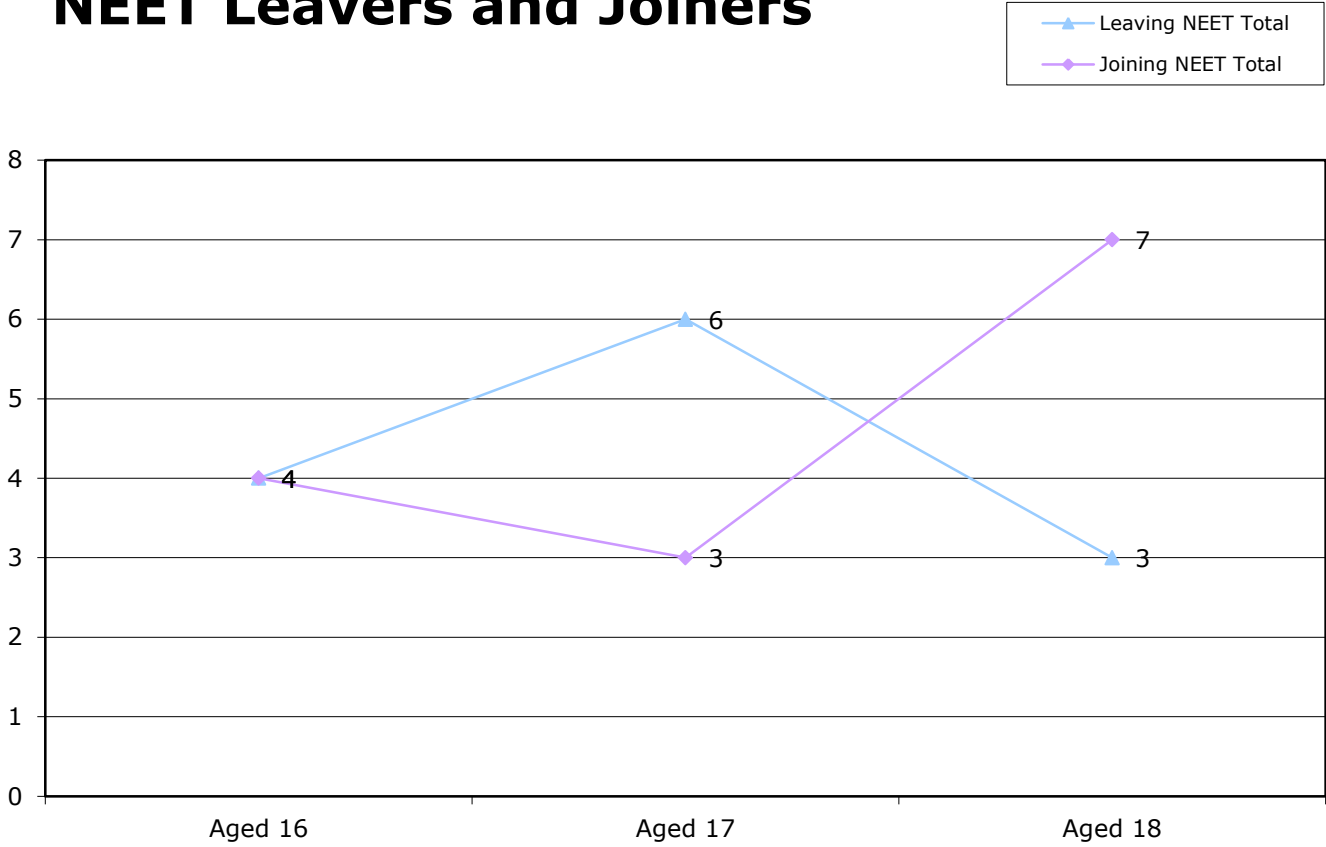
16-18 year old NEET by Vulnerable Group	Jan-16	Dec-15	Nov-15	Oct-15	Sep-15	Aug-15	Jul-15	Jun-15	May-15	Apr-15	Mar-15	Feb-15	Jan-15
Children in Care	3	2	1	1	1	1	1	1	1	1	1	1	1
subset CIC resp. not known	0	0	0	0	0	0	0						
subset CIC KCC responsibility	1	1	1	1	1	0	0						
subset CIC OOC responsibility	2	1	0	0	0	1	1						
Caring for own child	5	4	3	3	2	8	8	8	7	7	7	7	7
Asylum seeker	0	0	0	0	0	0	0	0	0	0	0	0	0
Carer not own child	2	1	1	0	0	1	1	1	1	1	0	0	0
Substance Misuse	0	0	0	0	1	1	1	1	2	2	1	1	1
Care Leaver	0	0	0	0	0	0	0	0	0	0	0	0	0
subset CL resp. not known	0	0	0	0	0	0	0						
subset CL KCC responsibility	0	0	0	0	0	0	0						
subset CL OOC responsibility	0	0	0	0	0	0	0						
Supervised by YOT	2	4	2	3	4	3	3	3	2	2	2	2	2
Pregnancy	4	4	5	4	4	7	7	7	6	6	6	3	3
Parent not caring for own child	0	0	0	0	0	0	0	0	0	0	0	0	0
SEND (16-18 year olds)	9	8	6	5	4	4	4	4	4	4	4	3	3
SEND (19+ year olds)	3	3	3	2	2	30	32	31	32	31	31	31	32
Total 16-18 NEET with at least one vulnerable group	21	19	16	14	14	23	23	23	21	21	19	15	15

16-18 year old Not Knowns by Vulnerable Group	Jan-16	Dec-15	Nov-15	Oct-15	Sep-15	Aug-15	Jul-15	Jun-15	May-15	Apr-15	Mar-15	Feb-15	Jan-15
Children in Care	2	7	8	9	16	8	7	4	3	3	3	3	3
subset CIC resp. not known	0	0	0	0	0	0	0						
subset CIC KCC responsibility	0	2	2	2	2	1	2						
subset CIC OOC responsibility	2	5	6	7	14	7	5						
Caring for own child	0	0	2	2	1	2	2	1	0	0	0	0	0
Asylum seeker	0	0	0	0	0	0	0	0	0	0	0	0	0
Carer not own child	1	2	2	2	3	2	2	2	2	2	1	1	1
Substance Misuse	0	0	0	0	0	2	2	2	1	1	1	1	0
Care Leaver	1	0	0	0	0	0	0	0	0	0	0	0	0
subset CL resp. not known	0	0	0	0	0	0	0						
subset CL KCC responsibility	1	0	0	0	0	0	0						
subset CL OOC responsibility	0	0	0	0	0	0	0						
Supervised by YOT	2	2	2	5	8	7	4	2	1	1	2	0	0
Pregnancy	0	0	0	0	0	2	2	1	1	1	0	0	0
Parent not caring for own child	0	0	0	0	0	0	0	0	0	0	0	0	0
SEND (16-18 year olds)	7	14	20	36	77	44	41	17	12	11	10	9	9
SEND (19+ year olds)	17	19	20	23	32	190	188	187	186	183	173	173	164
Total not known with at least one vulnerable group	12	22	30	48	94	60	55	25	18	17	15	13	12

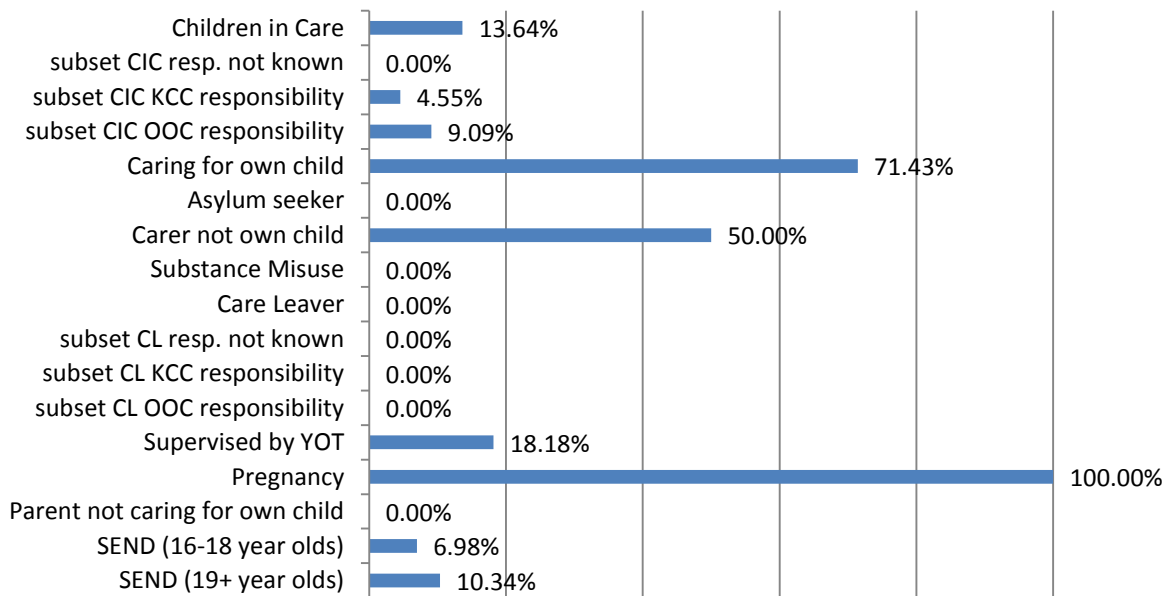
16-18 Year old NEET Leavers & Joiners	Aged 16	Aged 17	Aged 18	16-18 Total	Aged 19
Leaving NEET Total	4	6	3	13	3
Education	0	1	0	1	0
Employment	0	2	3	5	0
Government supported training	3	3	0	6	0
Re-engagement Provision	0	0	0	0	0
Transfer to another LA	0	0	0	0	0
Age reached where no active record required	0	0	0	0	3
Left England so no longer active record	0	0	0	0	0
Found to be a duplicate record	0	0	0	0	0
Deceased	0	0	0	0	0
Custodial Sentence	1	0	0	1	0
Cannot Be Contacted	0	0	0	0	0
Refused to disclose activity	0	0	0	0	0
Unknown Activity	0	0	0	0	0
Other Reason	0	0	0	0	0
Joining NEET Total	4	3	7	14	0
Education	1	0	0	1	0
Employment	1	1	1	3	0
Training	0	0	0	0	0
Re-engagement Provision	0	0	0	0	0
From other area	0	0	0	0	0
Other (inc custodial sentence)	2	2	6	10	0
Joiners>Leavers	0	3	-4	-1	3

16-18 Year Old NEET Labour Market Summary	No	%
Available:		
Working not for reward	6	5.00%
Not yet ready for work or learning	5	4.17%
Start Date agreed (other)	0	0.00%
Start Date agreed (RPA compliant)	0	0.00%
Seeking EET	109	90.83%
Available Total	120	100%
Unavailable:		
Young carers	1	6.67%
Teenage parents	3	20.00%
Illness	8	53.33%
Pregnancy	3	20.00%
Religious grounds	0	0.00%
Unlikely to be economically active	0	0.00%
Other reason	0	0.00%
Unavailable Total	15	100%

NEET Leavers and Joiners



% of Vulnerable Cohorts who are NEET



Education and Young People's Services Performance Management

NEET Monthly Report - Shepway

16-18 year old cohort by Vulnerable Group	Jan-16	Dec-15	Nov-15	Oct-15	Sep-15	Aug-15	Jul-15	Jun-15	May-15	Apr-15	Mar-15	Feb-15	Jan-15
Children in Care	105	112	110	76	70	60	61	62	62	59	59	61	61
subset CIC resp. not known	0	1	1	0	0	0	0						
subset CIC KCC responsibility	90	96	93	59	54	50	51						
subset CIC OOC responsibility	15	15	16	17	16	10	10						
Caring for own child	21	18	17	18	17	48	48	47	41	38	34	34	33
Asylum seeker	44	39	38	5	2	2	2	2	2	2	2	2	2
Carer not own child	2	2	2	1	1	4	4	4	4	4	4	3	3
Substance Misuse	6	5	5	5	5	9	9	9	9	9	9	9	9
Care Leaver	17	4	4	4	4	17	18	18	18	18	18	16	16
subset CL resp. not known	0	0	0	0	0	0	0						
subset CL KCC responsibility	17	4	4	4	4	17	18						
subset CL OOC responsibility	0	0	0	0	0	0	0						
Supervised by YOT	12	6	6	25	25	27	26	26	27	26	25	25	24
Pregnancy	15	13	12	13	13	23	21	21	19	17	15	15	14
Parent not caring for own child	2	2	2	2	2	4	4	4	4	4	4	4	4
SEND (16-18 year olds)	164	162	163	162	152	154	154	154	153	153	153	153	152
SEND (19+ year olds)	38	43	45	51	54	285	286	286	286	286	286	287	287
Total 16-18 cohort with at least one vulnerable group	309	289	288	272	258	307	306	305	300	292	286	285	281

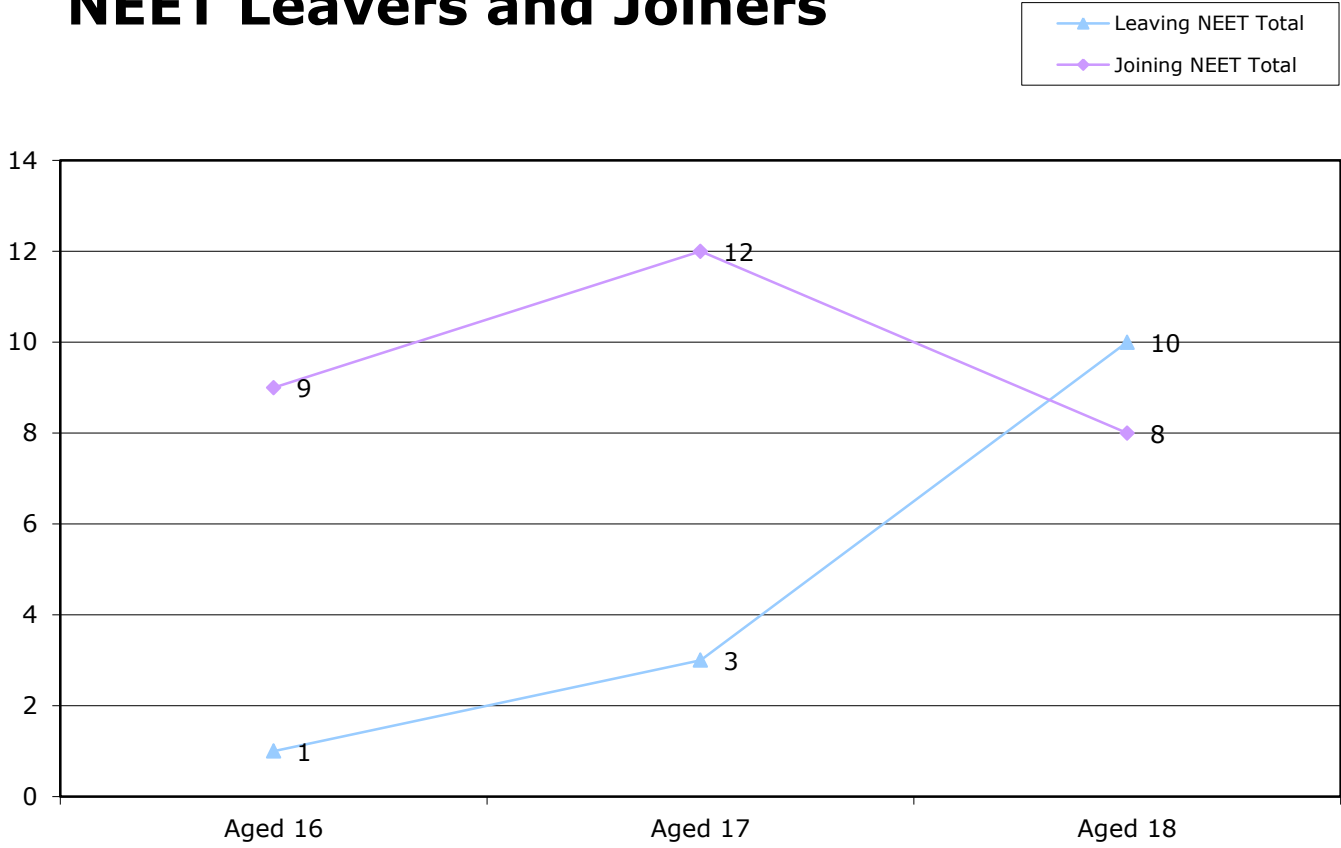
16-18 year old NEET by Vulnerable Group	Jan-16	Dec-15	Nov-15	Oct-15	Sep-15	Aug-15	Jul-15	Jun-15	May-15	Apr-15	Mar-15	Feb-15	Jan-15
Children in Care	9	11	10	10	9	11	11	11	11	10	11	10	11
subset CIC resp. not known	0	0	0	0	0	0	0						
subset CIC KCC responsibility	9	11	10	9	8	10	10						
subset CIC OOC responsibility	0	0	0	1	1	1	1						
Caring for own child	16	13	12	12	12	34	34	34	28	26	22	22	19
Asylum seeker	0	1	1	2	1	1	1	1	1	1	1	1	1
Carer not own child	2	2	2	1	1	3	3	3	3	3	3	2	2
Substance Misuse	0	0	0	0	0	1	1	1	1	1	1	1	1
Care Leaver	2	1	1	1	1	7	7	7	7	6	6	6	6
subset CL resp. not known	0	0	0	0	0	0	0						
subset CL KCC responsibility	2	1	1	1	1	7	7						
subset CL OOC responsibility	0	0	0	0	0	0	0						
Supervised by YOT	3	0	0	5	6	9	8	8	9	7	6	5	5
Pregnancy	9	7	6	7	7	15	13	13	14	13	11	11	11
Parent not caring for own child	0	0	0	0	0	1	1	1	1	1	1	1	1
SEND (16-18 year olds)	20	13	15	13	13	18	16	15	14	15	17	15	15
SEND (19+ year olds)	8	9	9	10	12	77	77	77	77	76	77	75	75
Total 16-18 NEET with at least one vulnerable group	53	43	42	44	44	88	83	82	79	74	70	66	63

16-18 year old Not Knowns by Vulnerable Group	Jan-16	Dec-15	Nov-15	Oct-15	Sep-15	Aug-15	Jul-15	Jun-15	May-15	Apr-15	Mar-15	Feb-15	Jan-15
Children in Care	5	15	20	26	34	27	21	10	10	6	5	4	4
subset CIC resp. not known	0	0	0	0	0	0	0						
subset CIC KCC responsibility	3	13	17	21	26	23	17						
subset CIC OOC responsibility	2	2	3	5	8	4	4						
Caring for own child	3	3	3	4	3	9	9	6	6	7	6	6	7
Asylum seeker	1	3	4	0	0	0	0	0	0	0	0	0	0
Carer not own child	0	0	0	0	0	1	1	1	1	0	0	0	0
Substance Misuse	1	2	2	2	3	4	5	3	2	2	1	1	2
Care Leaver	5	2	2	2	2	7	7	4	4	3	3	2	3
subset CL resp. not known	0	0	0	0	0	0	0						
subset CL KCC responsibility	5	2	2	2	2	7	7						
subset CL OOC responsibility	0	0	0	0	0	0	0						
Supervised by YOT	2	2	3	13	12	12	12	6	6	4	1	0	0
Pregnancy	3	4	4	4	4	4	3	2	1	1	1	1	1
Parent not caring for own child	1	2	2	2	2	3	3	2	2	2	1	0	0
SEND (16-18 year olds)	6	23	27	35	76	74	72	30	27	24	19	17	18
SEND (19+ year olds)	23	25	26	33	38	198	195	184	184	178	165	161	159
Total not known with at least one vulnerable group	20	42	51	75	122	125	116	54	49	42	31	27	31

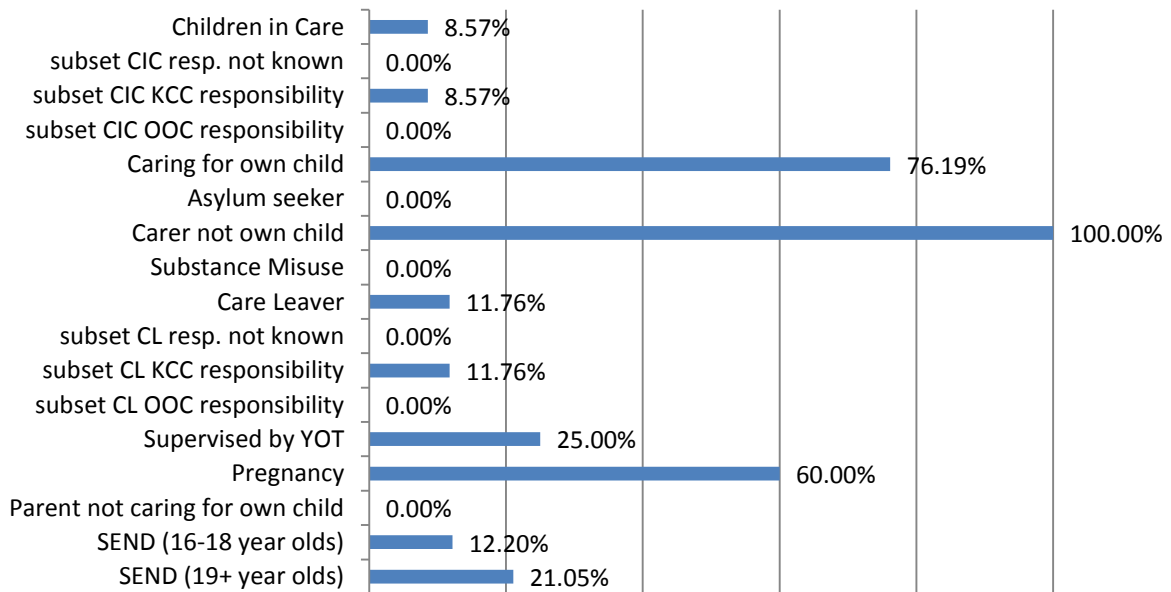
16-18 Year old NEET Leavers & Joiners	Aged 16	Aged 17	Aged 18	16-18 Total	Aged 19
Leaving NEET Total	1	3	10	14	15
Education	0	1	2	3	0
Employment	0	2	7	9	0
Government supported training	1	0	0	1	0
Re-engagement Provision	0	0	0	0	0
Transfer to another LA	0	0	0	0	0
Age reached where no active record required	0	0	0	0	15
Left England so no longer active record	0	0	1	1	0
Found to be a duplicate record	0	0	0	0	0
Deceased	0	0	0	0	0
Custodial Sentence	0	0	0	0	0
Cannot Be Contacted	0	0	0	0	0
Refused to disclose activity	0	0	0	0	0
Unknown Activity	0	0	0	0	0
Other Reason	0	0	0	0	0
Joining NEET Total	9	12	8	29	0
Education	2	1	1	4	0
Employment	0	2	2	4	0
Training	0	0	0	0	0
Re-engagement Provision	0	0	0	0	0
From other area	0	0	0	0	0
Other (inc custodial sentence)	7	9	5	21	0
Joiners>Leavers	-8	-9	2	-15	15

16-18 Year Old NEET Labour Market Summary	No	%
Available:		
Working not for reward	3	2.29%
Not yet ready for work or learning	9	6.87%
Start Date agreed (other)	2	1.53%
Start Date agreed (RPA compliant)	2	1.53%
Seeking EET	115	87.79%
Available Total	131	100%
Unavailable:		
Young carers	2	6.06%
Teenage parents	12	36.36%
Illness	14	42.42%
Pregnancy	5	15.15%
Religious grounds	0	0.00%
Unlikely to be economically active	0	0.00%
Other reason	0	0.00%
Unavailable Total	33	100%

NEET Leavers and Joiners



% of Vulnerable Cohorts who are NEET



Education and Young People's Services Performance Management

NEET Monthly Report - Swale

16-18 year old cohort by Vulnerable Group	Jan-16	Dec-15	Nov-15	Oct-15	Sep-15	Aug-15	Jul-15	Jun-15	May-15	Apr-15	Mar-15	Feb-15	Jan-15
Children in Care	94	106	105	97	98	91	94	97	93	94	94	94	94
subset CIC resp. not known	0	0	0	0	0	0	1						
subset CIC KCC responsibility	54	53	52	41	41	46	47						
subset CIC OOC responsibility	40	53	53	56	57	45	46						
Caring for own child	32	29	27	24	23	45	44	44	43	38	37	37	36
Asylum seeker	26	14	13	2	2	5	5	5	5	5	5	5	6
Carer not own child	9	9	8	7	7	12	12	12	12	12	10	10	9
Substance Misuse	2	2	2	2	2	3	3	3	3	3	3	3	3
Care Leaver	23	3	3	3	3	8	8	8	8	7	7	7	7
subset CL resp. not known	1	1	1	1	1	0	0						
subset CL KCC responsibility	18	0	0	0	0	6	6						
subset CL OOC responsibility	4	2	2	2	2	2	2						
Supervised by YOT	10	12	12	21	20	20	20	20	18	18	18	18	18
Pregnancy	26	25	22	24	23	37	38	37	34	30	26	23	20
Parent not caring for own child	1	1	1	1	1	2	2	2	2	2	2	2	2
SEND (16-18 year olds)	254	253	252	250	243	227	228	227	227	227	228	228	226
SEND (19+ year olds)	48	53	60	64	69	427	430	430	430	430	430	430	430
Total 16-18 cohort with at least one vulnerable group	407	389	381	374	364	401	403	404	396	387	382	378	372

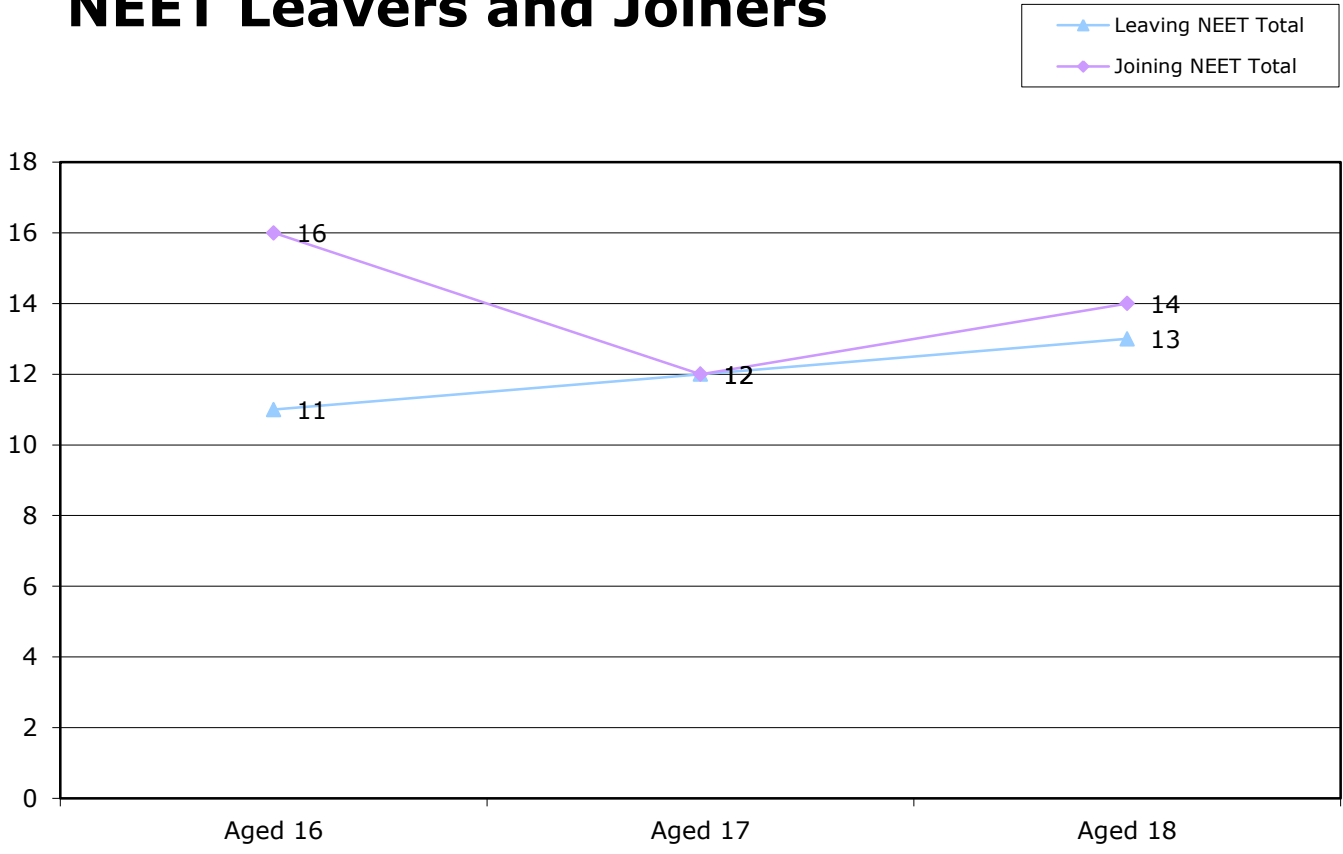
16-18 year old NEET by Vulnerable Group	Jan-16	Dec-15	Nov-15	Oct-15	Sep-15	Aug-15	Jul-15	Jun-15	May-15	Apr-15	Mar-15	Feb-15	Jan-15
Children in Care	8	10	10	11	8	12	14	12	12	13	12	12	10
subset CIC resp. not known	0	0	0	0	0	0	1						
subset CIC KCC responsibility	6	6	6	6	5	7	8						
subset CIC OOC responsibility	2	4	4	5	3	5	5						
Caring for own child	27	26	23	21	19	39	39	39	38	33	34	34	33
Asylum seeker	0	0	0	0	0	0	0	0	0	0	0	0	0
Carer not own child	4	4	3	2	2	6	6	7	7	6	5	5	4
Substance Misuse	0	0	0	0	0	0	0	0	0	0	0	0	0
Care Leaver	4	1	1	1	2	1	1	1	1	1	1	1	1
subset CL resp. not known	0	0	0	0	1	0	0						
subset CL KCC responsibility	3	0	0	1	0	0	0						
subset CL OOC responsibility	1	1	1	0	1	1	1						
Supervised by YOT	3	5	5	6	5	6	6	4	4	3	3	5	5
Pregnancy	19	17	13	13	13	26	27	26	25	20	18	15	14
Parent not caring for own child	1	1	1	1	1	1	1	1	0	0	0	1	1
SEND (16-18 year olds)	33	30	29	25	26	35	36	30	31	33	30	27	26
SEND (19+ year olds)	6	8	11	11	11	115	118	117	113	112	112	111	112
Total 16-18 NEET with at least one vulnerable group	91	85	76	69	66	116	118	111	110	101	96	92	86

16-18 year old Not Knowns by Vulnerable Group	Jan-16	Dec-15	Nov-15	Oct-15	Sep-15	Aug-15	Jul-15	Jun-15	May-15	Apr-15	Mar-15	Feb-15	Jan-15
Children in Care	7	30	30	48	73	51	41	16	17	14	10	11	10
subset CIC resp. not known	0	0	0	0	0	0	0						
subset CIC KCC responsibility	2	14	14	20	27	25	20						
subset CIC OOC responsibility	5	16	16	28	46	26	21						
Caring for own child	1	1	2	2	2	4	4	3	3	2	2	2	1
Asylum seeker	1	1	1	1	1	4	3	0	0	0	0	0	0
Carer not own child	0	0	0	1	3	5	5	1	1	1	1	1	1
Substance Misuse	2	2	2	2	1	2	2	1	1	1	1	1	0
Care Leaver	8	0	0	0	1	6	6	3	2	2	2	2	2
subset CL resp. not known	0	0	0	0	0	0	0						
subset CL KCC responsibility	7	0	0	0	0	5	5						
subset CL OOC responsibility	1	0	0	0	1	1	1						
Supervised by YOT	2	2	3	11	12	11	9	5	3	3	1	1	0
Pregnancy	5	6	7	10	9	10	8	6	6	6	3	3	3
Parent not caring for own child	0	0	0	0	0	1	1	0	1	0	0	0	0
SEND (16-18 year olds)	25	37	41	66	139	116	107	33	32	32	28	29	29
SEND (19+ year olds)	22	25	26	29	54	301	297	262	262	262	256	257	255
Total not known with at least one vulnerable group	45	65	72	116	202	184	163	59	56	52	41	42	40

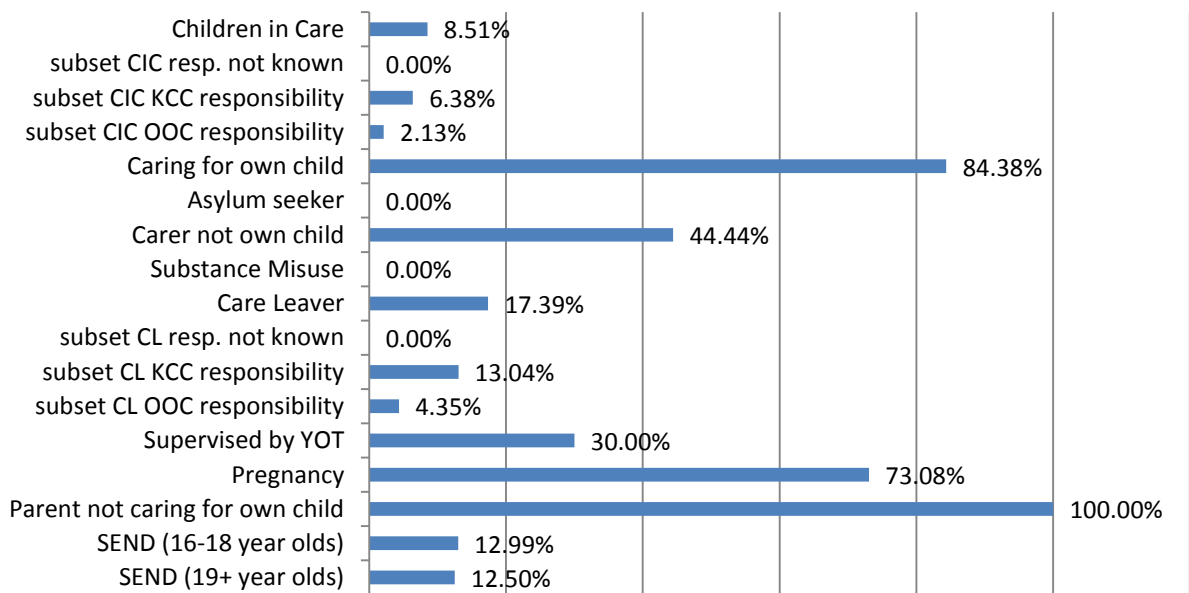
16-18 Year old NEET Leavers & Joiners	Aged 16	Aged 17	Aged 18	16-18 Total	Aged 19
Leaving NEET Total	11	12	13	36	21
Education	3	3	0	6	0
Employment	4	2	6	12	0
Government supported training	4	6	5	15	0
Re-engagement Provision	0	0	0	0	0
Transfer to another LA	0	0	0	0	0
Age reached where no active record required	0	0	0	0	21
Left England so no longer active record	0	1	0	1	0
Found to be a duplicate record	0	0	0	0	0
Deceased	0	0	0	0	0
Custodial Sentence	0	0	0	0	0
Cannot Be Contacted	0	0	1	1	0
Refused to disclose activity	0	0	0	0	0
Unknown Activity	0	0	0	0	0
Other Reason	0	0	1	1	0
Joining NEET Total	16	12	14	42	0
Education	6	6	1	13	0
Employment	1	0	4	5	0
Training	2	0	1	3	0
Re-engagement Provision	0	0	0	0	0
From other area	0	0	0	0	0
Other (inc custodial sentence)	7	6	8	21	0
Joiners>Leavers	-5	0	-1	-6	21

16-18 Year Old NEET Labour Market Summary	No	%
Available:		
Working not for reward	11	4.62%
Not yet ready for work or learning	7	2.94%
Start Date agreed (other)	4	1.68%
Start Date agreed (RPA compliant)	3	1.26%
Seeking EET	213	89.50%
Available Total	238	100%
Unavailable:		
Young carers	3	4.41%
Teenage parents	24	35.29%
Illness	24	35.29%
Pregnancy	16	23.53%
Religious grounds	0	0.00%
Unlikely to be economically active	1	1.47%
Other reason	0	0.00%
Unavailable Total	68	100%

NEET Leavers and Joiners



% of Vulnerable Cohorts who are NEET



Education and Young People's Services Performance Management

NEET Monthly Report - Thanet

16-18 year old cohort by Vulnerable Group	Jan-16	Dec-15	Nov-15	Oct-15	Sep-15	Aug-15	Jul-15	Jun-15	May-15	Apr-15	Mar-15	Feb-15	Jan-15
Children in Care	153	167	166	146	144	157	157	158	154	154	155	154	153
subset CIC resp. not known	0	0	0	0	0	0	0						
subset CIC KCC responsibility	114	118	116	99	99	105	105						
subset CIC OOC responsibility	39	49	50	47	45	52	52						
Caring for own child	48	47	45	40	39	69	69	66	65	66	66	67	66
Asylum seeker	26	24	23	5	5	5	5	5	5	5	5	5	5
Carer not own child	10	10	10	10	10	13	12	12	12	12	11	10	10
Substance Misuse	8	8	8	8	8	6	6	6	6	6	6	6	6
Care Leaver	33	3	3	3	3	18	18	17	17	17	17	17	16
subset CL resp. not known	0	0	0	0	0	0	0						
subset CL KCC responsibility	31	1	1	1	1	16	16						
subset CL OOC responsibility	2	2	2	2	2	2	2						
Supervised by YOT	16	26	26	44	43	42	42	42	42	43	43	43	43
Pregnancy	22	21	19	20	20	35	35	36	34	31	31	30	29
Parent not caring for own child	2	1	1	1	1	2	2	2	2	2	2	1	1
SEND (16-18 year olds)	289	290	291	290	308	276	277	277	278	279	280	281	284
SEND (19+ year olds)	50	54	58	61	66	453	461	461	461	461	461	461	461
Total 16-18 cohort with at least one vulnerable group	506	496	492	475	492	525	524	523	519	517	517	517	517

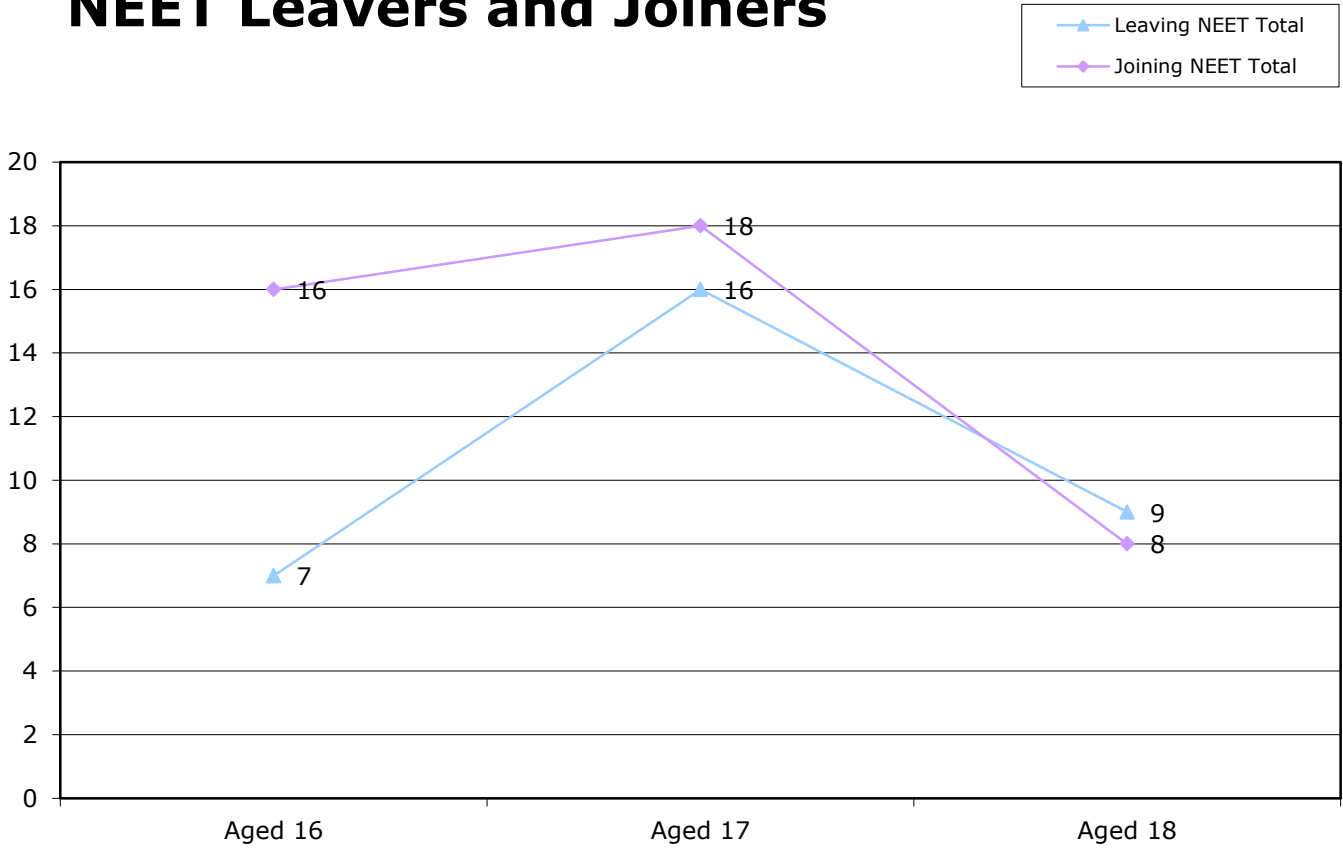
16-18 year old NEET by Vulnerable Group	Jan-16	Dec-15	Nov-15	Oct-15	Sep-15	Aug-15	Jul-15	Jun-15	May-15	Apr-15	Mar-15	Feb-15	Jan-15
Children in Care	19	19	21	18	20	22	22	24	24	23	20	20	19
subset CIC resp. not known	0	0	0	0	0	0	0						
subset CIC KCC responsibility	18	18	20	17	17	19	19						
subset CIC OOC responsibility	1	1	1	1	3	3	3						
Caring for own child	30	29	26	21	23	43	44	41	41	41	39	39	38
Asylum seeker	0	1	1	1	0	0	0	0	0	0	0	0	0
Carer not own child	4	3	3	3	4	6	5	5	5	6	5	4	3
Substance Misuse	1	2	3	3	3	2	2	1	1	1	1	1	2
Care Leaver	12	2	2	2	2	7	7	6	6	7	7	7	6
subset CL resp. not known	0	0	0	0	0	0	0						
subset CL KCC responsibility	11	1	1	1	1	6	6						
subset CL OOC responsibility	1	1	1	1	1	1	1						
Supervised by YOT	7	8	8	18	18	17	17	15	16	19	18	18	20
Pregnancy	16	15	12	12	14	24	24	25	24	21	21	20	21
Parent not caring for own child	1	1	1	1	1	2	2	2	2	2	2	1	1
SEND (16-18 year olds)	32	26	26	22	25	31	32	29	29	30	29	26	28
SEND (19+ year olds)	8	9	10	8	9	116	122	121	120	120	120	121	122
Total 16-18 NEET with at least one vulnerable group	99	87	85	80	85	130	130	125	124	123	117	114	115

16-18 year old Not Knowns by Vulnerable Group	Jan-16	Dec-15	Nov-15	Oct-15	Sep-15	Aug-15	Jul-15	Jun-15	May-15	Apr-15	Mar-15	Feb-15	Jan-15
Children in Care	5	33	42	66	99	90	80	24	24	24	23	24	23
subset CIC resp. not known	0	0	0	0	0	0	0						
subset CIC KCC responsibility	3	19	23	42	63	55	48						
subset CIC OOC responsibility	2	14	19	24	36	35	32						
Caring for own child	4	7	8	12	13	20	19	10	9	9	9	9	7
Asylum seeker	1	1	1	1	4	4	3	2	2	2	2	2	2
Carer not own child	1	1	1	1	5	6	5	1	1	1	1	1	2
Substance Misuse	2	2	2	3	5	3	2	0	0	0	0	1	1
Care Leaver	9	1	1	1	1	9	8	3	3	3	3	2	2
subset CL resp. not known	0	0	0	0	0	0	0						
subset CL KCC responsibility	8	0	0	0	0	8	7						
subset CL OOC responsibility	1	1	1	1	1	1	1						
Supervised by YOT	0	9	11	17	21	15	11	4	4	2	3	2	0
Pregnancy	0	0	2	3	4	10	8	4	4	4	2	3	3
Parent not caring for own child	0	0	0	0	0	0	0	0	0	0	0	0	0
SEND (16-18 year olds)	25	46	63	100	223	169	158	45	46	46	46	45	46
SEND (19+ year olds)	26	28	34	41	53	330	327	306	307	303	295	295	295
Total not known with at least one vulnerable group	42	79	104	163	320	271	246	74	74	75	72	75	72

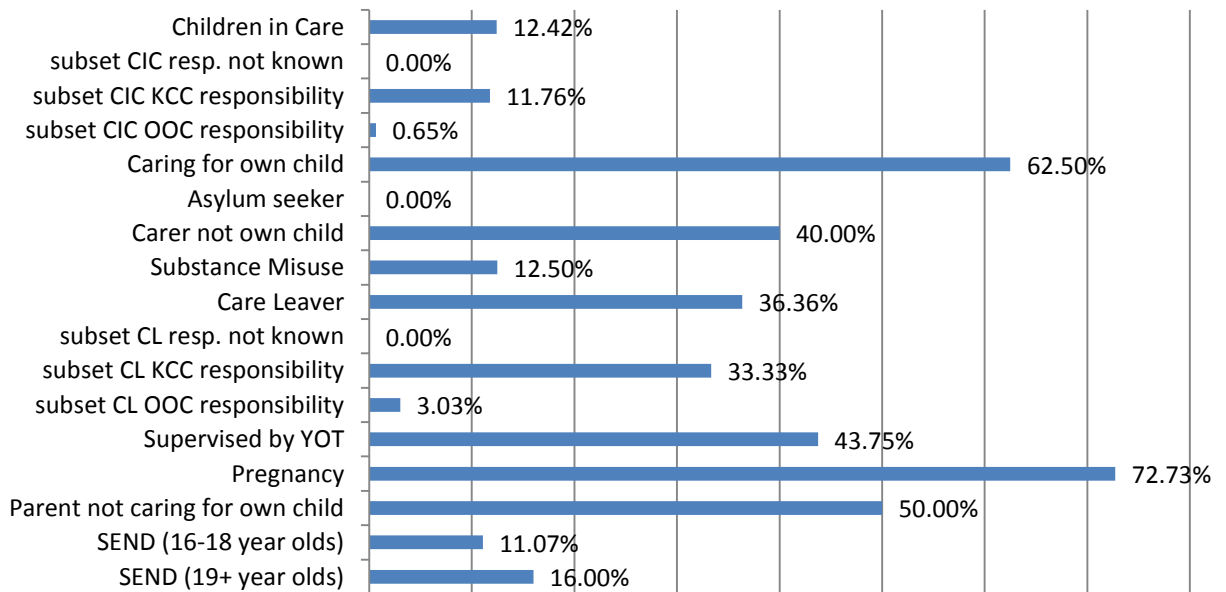
16-18 Year old NEET Leavers & Joiners	Aged 16	Aged 17	Aged 18	16-18 Total	Aged 19
Leaving NEET Total	7	16	9	32	16
Education	3	3	1	7	0
Employment	2	10	8	20	1
Government supported training	2	2	0	4	0
Re-engagement Provision	0	0	0	0	0
Transfer to another LA	0	0	0	0	0
Age reached where no active record required	0	0	0	0	15
Left England so no longer active record	0	0	0	0	0
Found to be a duplicate record	0	0	0	0	0
Deceased	0	0	0	0	0
Custodial Sentence	0	0	0	0	0
Cannot Be Contacted	0	0	0	0	0
Refused to disclose activity	0	0	0	0	0
Unknown Activity	0	0	0	0	0
Other Reason	0	1	0	1	0
Joining NEET Total	16	18	8	42	4
Education	4	2	0	6	0
Employment	2	4	1	7	0
Training	0	1	1	2	0
Re-engagement Provision	0	0	0	0	0
From other area	0	0	0	0	0
Other (inc custodial sentence)	10	11	6	27	4
Joiners>Leavers	-9	-2	1	-10	12

16-18 Year Old NEET Labour Market Summary	No	%
Available:		
Working not for reward	5	2.55%
Not yet ready for work or learning	18	9.18%
Start Date agreed (other)	0	0.00%
Start Date agreed (RPA compliant)	3	1.53%
Seeking EET	170	86.73%
Available Total	196	100%
Unavailable:		
Young carers	3	5.08%
Teenage parents	26	44.07%
Illness	25	42.37%
Pregnancy	5	8.47%
Religious grounds	0	0.00%
Unlikely to be economically active	0	0.00%
Other reason	0	0.00%
Unavailable Total	59	100%

NEET Leavers and Joiners



% of Vulnerable Cohorts who are NEET



Education and Young People's Services Performance Management

NEET Monthly Report - Tonbridge & Malling

16-18 year old cohort by Vulnerable Group	Jan-16	Dec-15	Nov-15	Oct-15	Sep-15	Aug-15	Jul-15	Jun-15	May-15	Apr-15	Mar-15	Feb-15	Jan-15
Children in Care	24	32	33	35	37	34	34	34	32	32	32	31	31
subset CIC resp. not known	0	0	0	0	0	0	0						
subset CIC KCC responsibility	18	22	23	23	25	24	24						
subset CIC OOC responsibility	6	10	10	12	12	10	10						
Caring for own child	9	9	9	9	9	26	26	25	25	25	26	23	23
Asylum seeker	1	1	1	0	0	0	0	0	0	0	0	0	0
Carer not own child	9	9	9	8	9	11	11	11	11	11	11	10	9
Substance Misuse	3	3	3	3	3	4	4	4	4	4	4	3	3
Care Leaver	5	0	0	0	0	0	0	0	0	0	0	0	0
subset CL resp. not known	0	0	0	0	0	0	0						
subset CL KCC responsibility	4	0	0	0	0	0	0						
subset CL OOC responsibility	1	0	0	0	0	0	0						
Supervised by YOT	11	12	4	11	11	13	13	13	13	11	11	10	10
Pregnancy	7	7	7	5	5	10	10	11	11	11	11	12	13
Parent not caring for own child	1	1	1	1	1	1	1	1	1	1	1	1	1
SEND (16-18 year olds)	169	170	170	165	164	138	138	138	139	139	139	141	141
SEND (19+ year olds)	29	31	33	39	40	273	273	273	273	273	273	273	275
Total 16-18 cohort with at least one vulnerable group	225	228	223	218	219	214	214	214	212	211	212	210	210

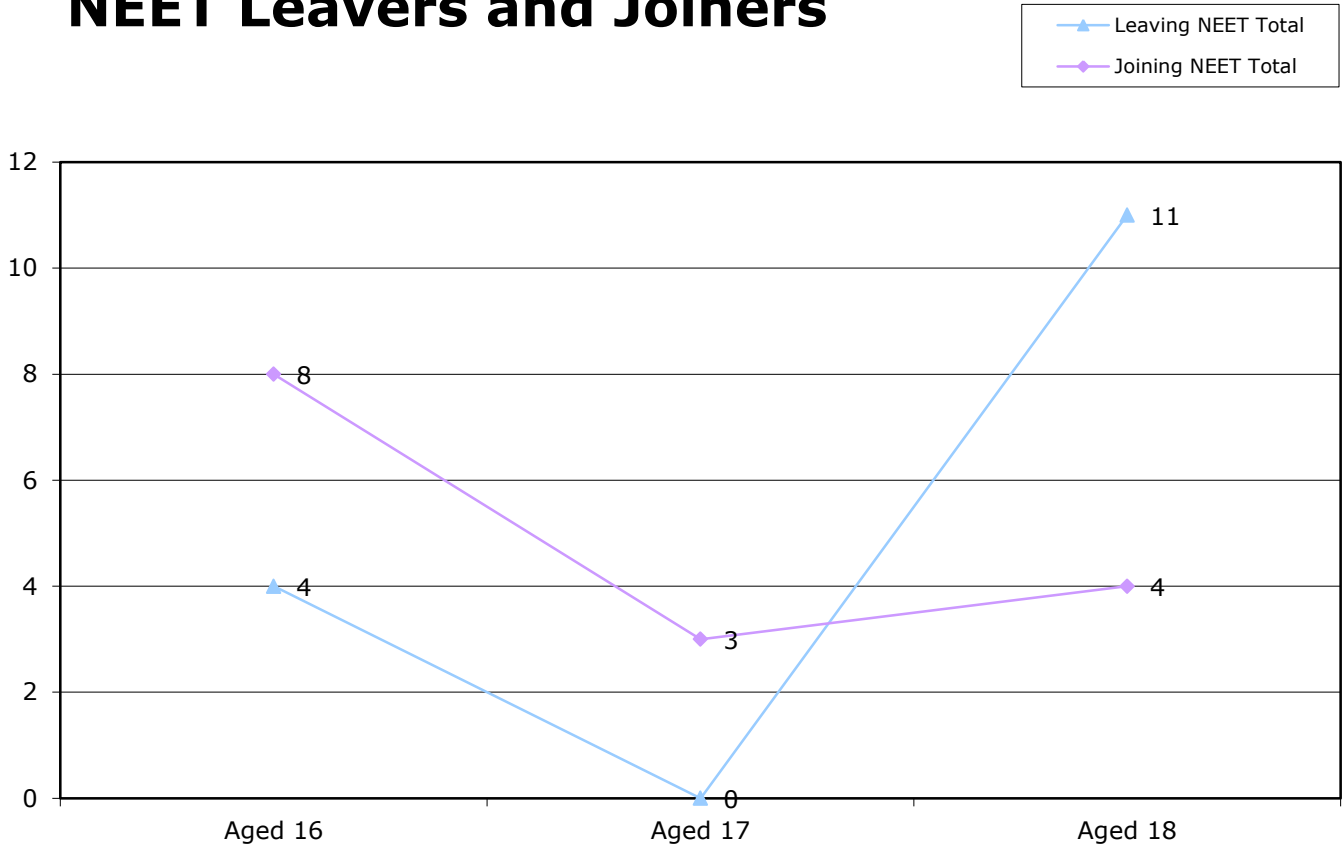
16-18 year old NEET by Vulnerable Group	Jan-16	Dec-15	Nov-15	Oct-15	Sep-15	Aug-15	Jul-15	Jun-15	May-15	Apr-15	Mar-15	Feb-15	Jan-15
Children in Care	1	1	2	2	3	4	5	4	2	1	1	0	0
subset CIC resp. not known	0	0	0	0	0	0	0						
subset CIC KCC responsibility	1	1	2	2	3	4	5						
subset CIC OOC responsibility	0	0	0	0	0	0	0						
Caring for own child	8	8	8	8	9	21	21	20	20	20	21	18	19
Asylum seeker	0	0	0	0	0	0	0	0	0	0	0	0	0
Carer not own child	2	2	2	1	1	3	4	4	4	3	3	3	2
Substance Misuse	0	0	0	0	0	0	0	0	1	1	1	0	0
Care Leaver	0	0	0	0	0	0	0	0	0	0	0	0	0
subset CL resp. not known	0	0	0	0	0	0	0						
subset CL KCC responsibility	0	0	0	0	0	0	0						
subset CL OOC responsibility	0	0	0	0	0	0	0						
Supervised by YOT	1	1	0	4	5	7	6	6	7	6	6	3	4
Pregnancy	6	6	6	5	5	9	9	10	10	10	10	11	12
Parent not caring for own child	0	0	0	0	0	0	0	0	1	1	1	1	1
SEND (16-18 year olds)	17	16	12	8	11	14	13	13	12	11	11	11	10
SEND (19+ year olds)	4	5	4	4	4	52	51	49	48	48	48	48	49
Total 16-18 NEET with at least one vulnerable group	33	32	29	26	32	52	52	51	50	48	49	43	43

16-18 year old Not Knowns by Vulnerable Group	Jan-16	Dec-15	Nov-15	Oct-15	Sep-15	Aug-15	Jul-15	Jun-15	May-15	Apr-15	Mar-15	Feb-15	Jan-15
Children in Care	1	11	13	19	27	21	18	8	9	10	8	7	7
subset CIC resp. not known	0	0	0	0	0	0	0						
subset CIC KCC responsibility	0	5	7	10	15	13	11						
subset CIC OOC responsibility	1	6	6	9	12	8	7						
Caring for own child	0	0	0	0	0	5	3	2	2	1	1	1	1
Asylum seeker	0	0	0	0	0	0	0	0	0	0	0	0	0
Carer not own child	2	2	2	2	6	5	4	1	1	1	0	0	0
Substance Misuse	0	0	1	1	2	3	2	1	1	1	1	1	1
Care Leaver	3	0	0	0	0	0	0	0	0	0	0	0	0
subset CL resp. not known	0	0	0	0	0	0	0						
subset CL KCC responsibility	2	0	0	0	0	0	0						
subset CL OOC responsibility	1	0	0	0	0	0	0						
Supervised by YOT	1	3	2	2	3	3	2	1	0	0	0	0	0
Pregnancy	0	0	0	0	0	1	0	0	0	0	0	0	0
Parent not caring for own child	1	1	0	0	0	0	0	0	0	0	0	0	0
SEND (16-18 year olds)	11	18	26	35	92	62	55	16	17	18	16	18	20
SEND (19+ year olds)	10	11	15	23	35	209	207	197	197	197	187	188	189
Total not known with at least one vulnerable group	19	32	39	51	119	91	79	27	27	27	23	24	26

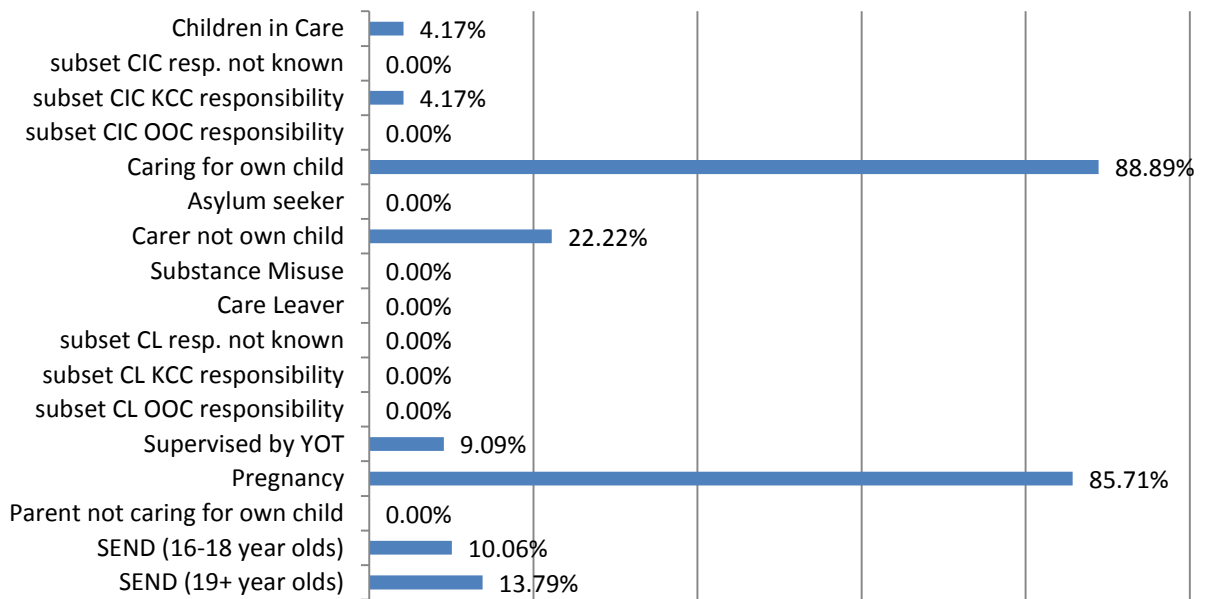
16-18 Year old NEET Leavers & Joiners	Aged 16	Aged 17	Aged 18	16-18 Total	Aged 19
Leaving NEET Total	4	0	11	15	14
Education	1	0	1	2	0
Employment	3	0	9	12	3
Government supported training	0	0	0	0	1
Re-engagement Provision	0	0	0	0	0
Transfer to another LA	0	0	0	0	0
Age reached where no active record required	0	0	0	0	10
Left England so no longer active record	0	0	0	0	0
Found to be a duplicate record	0	0	0	0	0
Deceased	0	0	0	0	0
Custodial Sentence	0	0	0	0	0
Cannot Be Contacted	0	0	0	0	0
Refused to disclose activity	0	0	0	0	0
Unknown Activity	0	0	0	0	0
Other Reason	0	0	1	1	0
Joining NEET Total	8	3	4	15	0
Education	4	2	0	6	0
Employment	0	0	0	0	0
Training	0	0	0	0	0
Re-engagement Provision	0	0	0	0	0
From other area	0	0	0	0	0
Other (inc custodial sentence)	4	1	4	9	0
Joiners>Leavers	-4	-3	7	0	14

16-18 Year Old NEET Labour Market Summary	No	%
Available:		
Working not for reward	5	3.45%
Not yet ready for work or learning	1	0.69%
Start Date agreed (other)	3	2.07%
Start Date agreed (RPA compliant)	2	1.38%
Seeking EET	134	92.41%
Available Total	145	100%
Unavailable:		
Young carers	0	0.00%
Teenage parents	7	25.00%
Illness	15	53.57%
Pregnancy	5	17.86%
Religious grounds	0	0.00%
Unlikely to be economically active	1	3.57%
Other reason	0	0.00%
Unavailable Total	28	100%

NEET Leavers and Joiners



% of Vulnerable Cohorts who are NEET



Education and Young People's Services Performance Management

NEET Monthly Report - Tunbridge Wells

16-18 year old cohort by Vulnerable Group	Jan-16	Dec-15	Nov-15	Oct-15	Sep-15	Aug-15	Jul-15	Jun-15	May-15	Apr-15	Mar-15	Feb-15	Jan-15
Children in Care	52	72	63	14	14	20	19	19	19	18	18	18	19
subset CIC resp. not known	0	0	0	0	0	0	0						
subset CIC KCC responsibility	52	70	61	12	11	18	17						
subset CIC OOC responsibility	0	2	2	2	3	2	2						
Caring for own child	12	10	10	8	8	19	19	19	17	16	15	14	13
Asylum seeker	43	58	50	5	0	4	4	4	4	4	4	4	4
Carer not own child	6	6	6	6	5	6	6	6	5	5	5	4	4
Substance Misuse	2	3	3	3	3	4	4	4	4	4	4	4	4
Care Leaver	6	2	2	2	2	6	6	6	6	6	6	5	5
subset CL resp. not known	0	0	0	0	0	0	0						
subset CL KCC responsibility	5	1	1	1	1	4	4						
subset CL OOC responsibility	1	1	1	1	1	2	2						
Supervised by YOT	8	8	4	15	15	17	16	16	16	16	16	16	16
Pregnancy	8	8	7	8	7	10	10	10	10	9	8	10	10
Parent not caring for own child	1	1	1	1	1	2	2	2	2	2	2	2	2
SEND (16-18 year olds)	132	132	128	133	129	139	140	140	139	138	136	137	137
SEND (19+ year olds)	28	31	34	39	43	225	227	227	227	227	227	227	227
Total 16-18 cohort with at least one vulnerable group	217	229	213	180	169	204	203	203	199	196	192	191	190

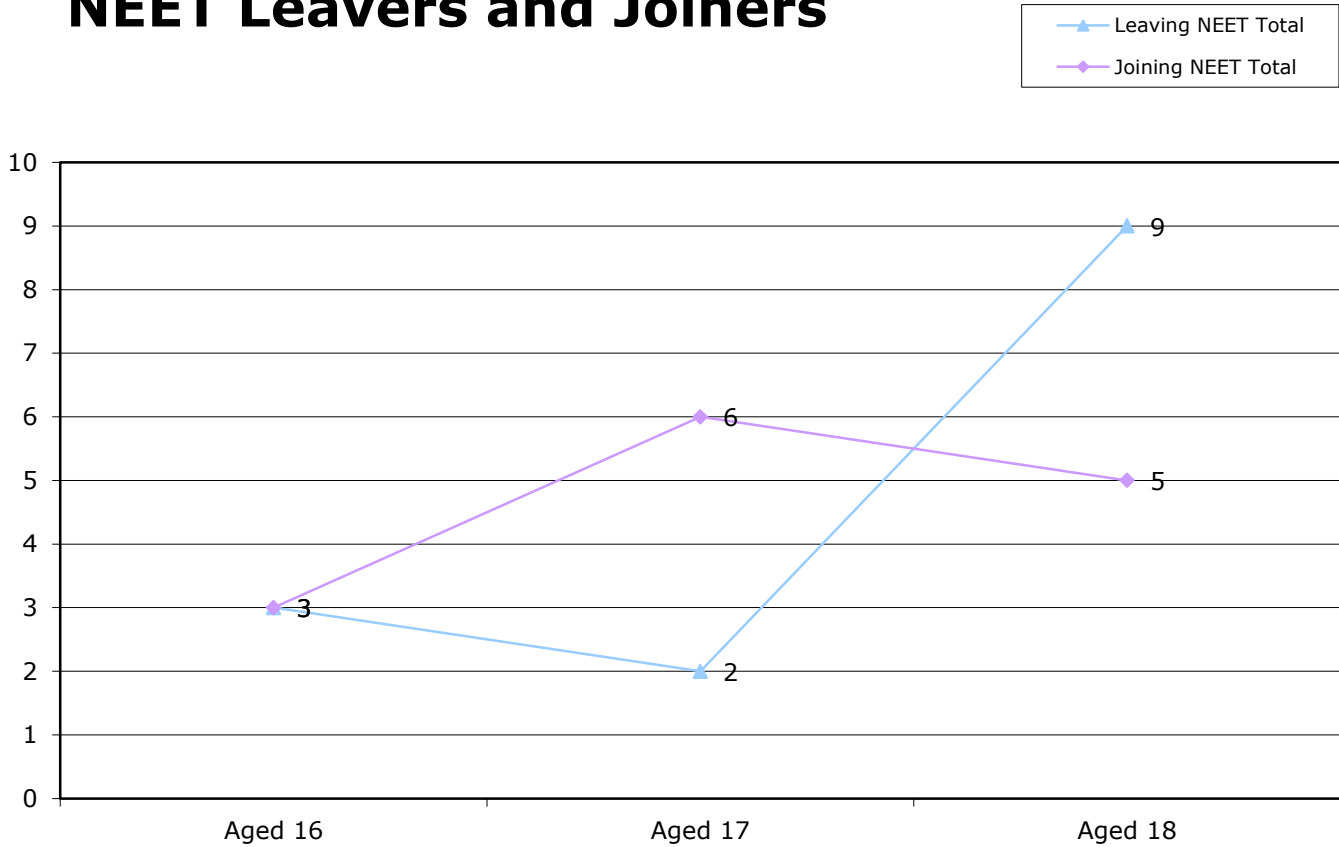
16-18 year old NEET by Vulnerable Group	Jan-16	Dec-15	Nov-15	Oct-15	Sep-15	Aug-15	Jul-15	Jun-15	May-15	Apr-15	Mar-15	Feb-15	Jan-15
Children in Care	3	4	5	5	4	4	3	2	3	1	1	0	1
subset CIC resp. not known	0	0	0	0	0	0	0						
subset CIC KCC responsibility	3	3	4	4	3	3	2						
subset CIC OOC responsibility	0	1	1	1	1	1	1						
Caring for own child	11	9	9	7	7	16	16	16	15	14	13	12	11
Asylum seeker	0	0	0	0	0	0	0	0	0	0	0	0	0
Carer not own child	1	1	1	1	1	1	1	2	1	1	2	1	1
Substance Misuse	2	2	2	2	2	2	2	2	2	2	2	1	1
Care Leaver	3	2	2	2	2	5	5	5	5	5	5	4	4
subset CL resp. not known	0	0	0	0	0	0	0						
subset CL KCC responsibility	2	1	1	1	1	3	3						
subset CL OOC responsibility	1	1	1	1	1	2	2						
Supervised by YOT	4	4	1	6	6	8	7	6	6	5	5	3	3
Pregnancy	7	7	6	5	4	6	6	6	6	6	6	7	7
Parent not caring for own child	0	0	0	0	0	0	0	0	0	0	0	0	0
SEND (16-18 year olds)	12	10	8	9	10	12	12	11	12	8	7	6	6
SEND (19+ year olds)	4	4	4	4	4	33	34	33	33	32	32	31	31
Total 16-18 NEET with at least one vulnerable group	39	36	31	30	29	45	43	42	41	38	35	30	29

16-18 year old Not Knowns by Vulnerable Group	Jan-16	Dec-15	Nov-15	Oct-15	Sep-15	Aug-15	Jul-15	Jun-15	May-15	Apr-15	Mar-15	Feb-15	Jan-15
Children in Care	0	4	5	5	10	8	7	2	2	2	2	3	2
subset CIC resp. not known	0	0	0	0	0	0	0						
subset CIC KCC responsibility	0	3	4	4	8	7	7						
subset CIC OOC responsibility	0	1	1	1	2	1	0						
Caring for own child	0	0	0	1	1	2	2	1	1	1	0	0	0
Asylum seeker	0	0	1	0	0	2	2	0	0	0	0	0	0
Carer not own child	1	0	1	1	2	1	1	0	0	0	0	0	0
Substance Misuse	0	1	1	1	1	2	1	1	1	1	0	0	0
Care Leaver	0	0	0	0	0	1	1	1	1	1	0	0	0
subset CL resp. not known	0	0	0	0	0	0	0						
subset CL KCC responsibility	0	0	0	0	0	1	1						
subset CL OOC responsibility	0	0	0	0	0	0	0						
Supervised by YOT	0	1	1	5	8	6	5	1	2	2	1	0	0
Pregnancy	0	0	1	3	3	2	1	0	0	0	0	0	0
Parent not caring for own child	0	0	0	1	2	2	2	1	1	1	0	0	0
SEND (16-18 year olds)	8	18	22	36	80	51	50	21	21	19	20	19	21
SEND (19+ year olds)	11	12	14	20	36	183	181	182	182	179	165	166	152
Total not known with at least one vulnerable group	9	19	26	47	99	69	66	24	25	23	22	21	22

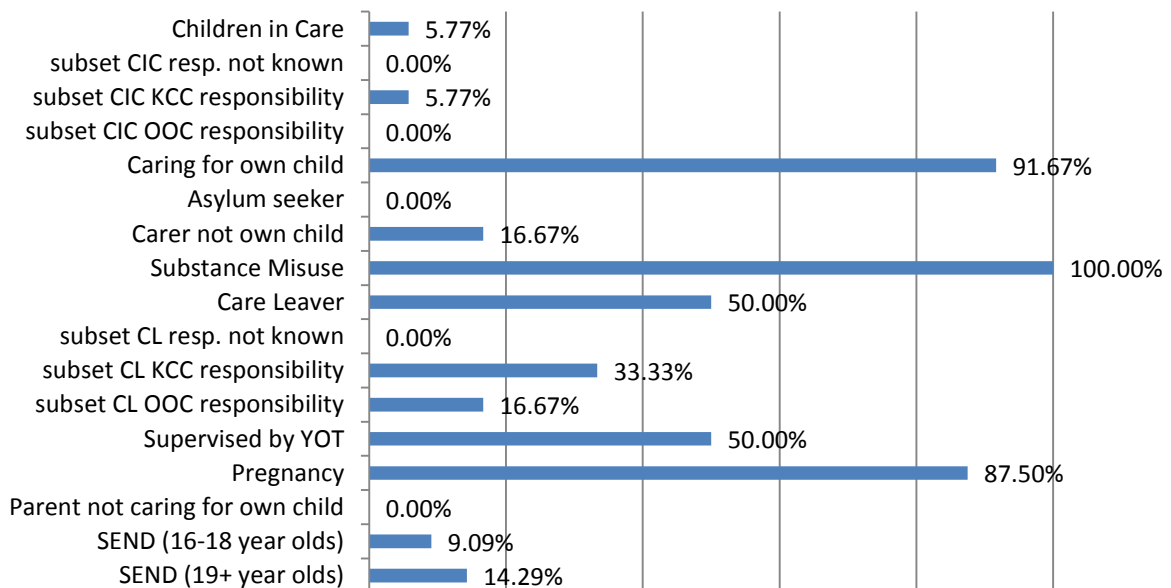
16-18 Year old NEET Leavers & Joiners	Aged 16	Aged 17	Aged 18	16-18 Total	Aged 19
Leaving NEET Total	3	2	9	14	4
Education	0	0	2	2	0
Employment	1	1	7	9	0
Government supported training	2	0	0	2	0
Re-engagement Provision	0	0	0	0	0
Transfer to another LA	0	0	0	0	0
Age reached where no active record required	0	0	0	0	4
Left England so no longer active record	0	0	0	0	0
Found to be a duplicate record	0	0	0	0	0
Deceased	0	0	0	0	0
Custodial Sentence	0	0	0	0	0
Cannot Be Contacted	0	0	0	0	0
Refused to disclose activity	0	0	0	0	0
Unknown Activity	0	0	0	0	0
Other Reason	0	1	0	1	0
Joining NEET Total	3	6	5	14	0
Education	1	1	0	2	0
Employment	1	1	1	3	0
Training	0	0	0	0	0
Re-engagement Provision	0	0	0	0	0
From other area	0	0	0	0	0
Other (inc custodial sentence)	1	4	4	9	0
Joiners>Leavers	0	-4	4	0	4

16-18 Year Old NEET Labour Market Summary	No	%
Available:		
Working not for reward	5	3.13%
Not yet ready for work or learning	13	8.13%
Start Date agreed (other)	2	1.25%
Start Date agreed (RPA compliant)	1	0.63%
Seeking EET	139	86.88%
Available Total	160	100%
Unavailable:		
Young carers	0	0.00%
Teenage parents	5	25.00%
Illness	11	55.00%
Pregnancy	3	15.00%
Religious grounds	0	0.00%
Unlikely to be economically active	1	5.00%
Other reason	0	0.00%
Unavailable Total	20	100%

NEET Leavers and Joiners



% of Vulnerable Cohorts who are NEET

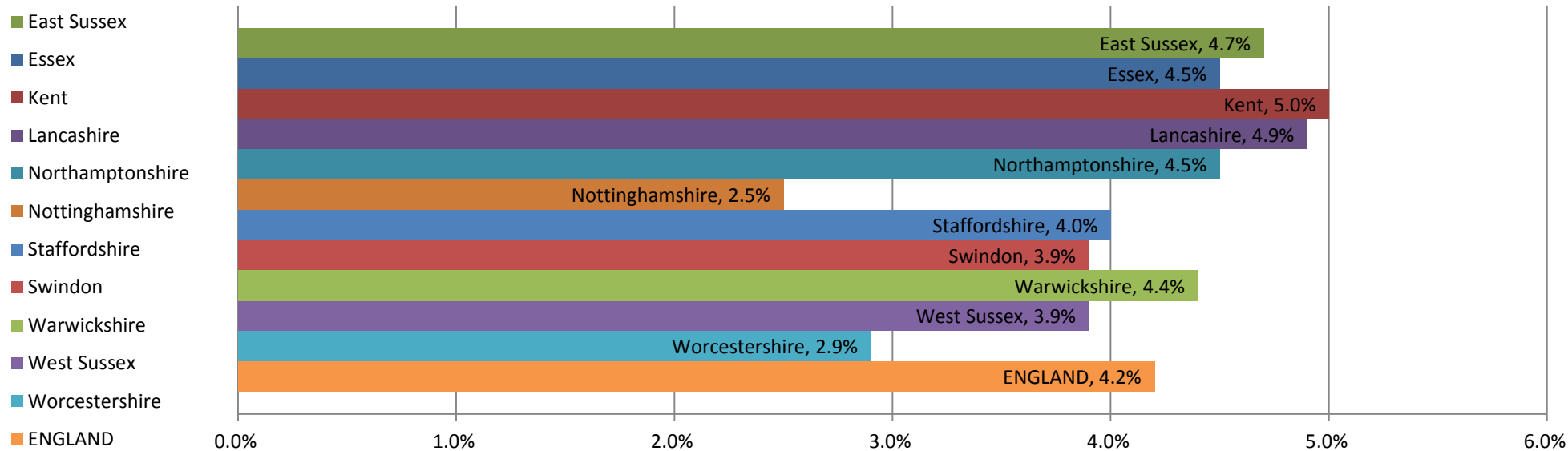


Education and Young People's Services Performance Management
Kent/National/Statistical Neighbours
AS AT 31st December 2015

	NEET		Not known		In learning	
	% Academic Age16-18s NEET	% change over last 12 months	% Academic Age16-18s NK	% change over last 12 months	% Academic Age16-18s in learning	% change over last 12 months
ENGLAND	4.2%	-10.6%	8.3%	-6.2%	82.7%	0.9%

Name	NEET Ranked Position	Academic Age16-18 (Y12-Y14) NEET %	Y12 NEET%	Y13 NEET%	Y14 NEET%	N/K Ranked Position	Academic Age 16 - 18 (Y12-Y14) NK %	Y12 NK%	Y13 NK%	Y14 NK%	Academic Age 16 - 18 (Y12-14) In Learning %	Y12 In Learning %	Y13 In Learning %	Y14 In Learning %
Kent	11	5.0%	2.3%	4.5%	8.4%	9	10.5%	4.3%	10.0%	16.9%	76.8%	91.3%	81.7%	57.8%
East Sussex	9	4.7%	2.5%	4.3%	7.5%	2	5.7%	0.7%	3.4%	12.6%	81.6%	95.9%	88.6%	60.9%
Essex	7	4.5%	1.9%	3.8%	7.9%	1	5.6%	1.2%	4.3%	11.0%	81.4%	96.0%	87.6%	61.0%
Lancashire	10	4.9%	2.2%	4.4%	8.3%	5	9.1%	3.5%	6.4%	17.1%	82.3%	93.7%	87.1%	66.9%
Northamptonshire	7	4.5%	2.2%	4.6%	6.9%	3	8.2%	2.4%	6.9%	15.4%	80.9%	94.7%	84.8%	62.8%
Nottinghamshire	1	2.5%	1.3%	1.8%	4.6%	4	8.8%	1.2%	9.6%	15.1%	88.3%	97.2%	88.4%	79.8%
Staffordshire	5	4.0%	2.0%	3.7%	6.5%	6	9.8%	0.9%	5.4%	22.5%	81.2%	96.4%	87.6%	60.7%
Swindon	3	3.9%	1.4%	3.2%	7.6%	7	9.9%	2.6%	7.7%	19.2%	79.9%	95.0%	84.8%	60.5%
Warwickshire	6	4.4%	1.7%	4.2%	7.2%	11	16.5%	3.7%	14.2%	30.1%	77.3%	94.3%	80.8%	59.0%
West Sussex	3	3.9%	1.1%	2.7%	8.9%	10	16.4%	6.3%	15.7%	26.9%	76.0%	92.2%	80.4%	55.3%
Worcestershire	2	2.9%	1.8%	2.7%	4.4%	8	10.0%	1.8%	7.1%	20.5%	82.4%	95.7%	87.0%	65.8%
Mean Indicator for Statistical neighbours		4.0%	1.8%	3.5%	7.0%		10.0%	2.4%	8.1%	19.0%	81.1%	95.1%	85.7%	63.3%

Statistical Neighbours NEETs December 2015



Statistical Neighbours Not Knowns December 2015

