

Education and Young People's Services

Young People Not in Education, Employment or Training (NEET)

Monthly Report - August 2014

Produced by: Management Information Unit, KCC

Publication Date: 8th September 2014

The figures are based on the monthly submission made to DfE via NCCIS for Kent County Council . Academic age is the age of the young person on 31st August (i.e.: prior to the start of the academic year). The figures include all 16 -18 year olds based on academic age with a Kent County Council area postcode as their primary address.



Executive Summary

Context - Transition

The August 2014 NEET reports marks the end of the academic Year 2013-2014 and the end of the five month transition period that brought the responsibility for supporting NEETS and the tracking of young people into KCC. From September 2014 Kent moves into full implementation for the first academic year with these responsibilities.

During the transition new streamlined, cross directorate, automated processes and systems have been developed which have already had a significant impact, which are evidenced in this final report.

Despite being in a period of transition, performance by KCC in the past three months has almost matched that of the previous year. Indeed, the percentage of NEETS in August 2014 is below that in August 2013 and percentage of Not Knowns has stabilised in line with the previous year's performance. This provides a good platform to considerably reduce NEETs this academic year.

NEETs as percentage of the academic age group 16-18 (Year 12,13 and 14)

June 2013	6.06	June 2014	6.28
July 2013	6.73	July 2014	6.33
August 2013	7.08	August 2014	6.36

Not Knowns as percentage of the academic age group 16-18 (Year 12,13 and 14)

June 2013	2.70	June 2014	11.72
July 2013	11.65	July 2014	11.93
August 2013	11.70	August 2014	11.97

This rapid and successful transition stands in contrast to the transition that our statistical neighbours experienced when they brought their service in house. East Sussex's Not Knowns hit 16.2% in their first year. They are now after three years in the top four performing authorities amongst Kent's statistical neighbours.

Progress - NEETs

With improved data accuracy in recording vulnerable learners there has been an increase in the overall cohort size for children in care and young parents (caring for own child). This has subsequently seen a small increase in the numbers of NEETs recorded as being in these vulnerable groups. There has been a reduction in the number of young offenders in the NEET cohort with 63 in the NEET cohort across Kent in August 2014 compared to 71 in July 2014. This is a significant reduction on last year's figure of 97 young offenders in the NEET cohort.

The KIAS Re-engage initiative has so far supported over 200 young people. 55 young people who were previously within the 16 – 18 academic age NEET cohort are currently participating in this support programme. Also participating in Re-engage are NEET young people aged 19+ with special education needs and young people leaving education this summer who are without a September Guarantee and 'at risk of NEET'. Re-engage is a 'roll on, roll off' programme and it is anticipated that many current participants will be joining further education courses in September and this will be reflected in statistics produced later this term.

The focus for the September Re-engage drive are those young people who have been NEET for longer than 26 weeks and young parents and maintaining a focus on young people known to the YOT and Probation and young people leaving care.

Executive Summary Cont'

Progress - Tracking

An internal LEAN review of the tracking process for the collection of data from schools and colleges has had significant impact.

- Data sharing protocols have been entered into with our partners both in Kent and neighbouring authorities.
- Schools and FE submit data in the format needed to transfer data into our database, cutting down on manual collection and checking. Only 3 people are now needed to input the data.
- We have centralised the collection of apprenticeship data using bi monthly data feeds from NAS (National Apprenticeship Service). Previously this was a manual data collection exercise and apprenticeships were significantly under reported.
- We are seeking collaboration from KATO to include training organisations in the data returns for the future.
- There is a ULN (Unique Learner Number) now available for the vast majority of students enabling data bases to be merged without manual checking.

These actions provide electronic, standardised data across the county instead of relying on a labour intensive district data collection model. It is future proof as it is consistent and doesn't rely on human interpretation and stability of the workforce to ensure validity.

An internal Lean review of the processes needed to track young people who are NEET, in employment or Not Known has been undertaken. This has streamlined the telephone tracking process and it expected that the number of telephone tracking calls that can be made in a day should increase by almost 20 in the coming months.

Planned Activity

1. The Tracking Board that oversaw the operational transition of tracking will change to a more strategic group, run at Head of Service level with a holistic brief that will focus on:
 - interpreting the tracking data to improve post 16 participation;
 - improving cross directorate working and facilitating integration;
 - Continuous improvement and efficiency;
 - Creating/commissioning pathways that lead to sustained participation, not NEET churn.
2. The action plan for the Autumn Activity Survey and annual bench marking of the whole cohort (52,000 young people) will be implemented by MIU, Skills and Employability Service, SEND and Preventative Services. This work will draw on the efficiencies that have been developed over the past four months and the improved relationships with Kent providers and neighbouring authorities

Education and Young People's Services Performance Management

NEET Monthly Report - Kent

16-18 year old NEET Summary	Total Cohort 16-18	No. NEET 16-18	% NEET 16-18	NEET Target 16-18	Diff from target	% NEET Age 16	% NEET Age 17	% NEET Age 18	Not knows				
									Acad age 16	Acad age 17	Acad age 18	Total	% of cohort
Kent	51,552	2,814	6.36%	4.80%	1.56%	3.71%	6.25%	9.41%	546	1,147	4,480	6,173	11.97%
Ashford	4,591	250	6.33%	4.04%	2.29%	4.71%	6.03%	8.33%	38	96	389	523	11.39%
Canterbury	4,735	219	5.27%	3.92%	1.35%	3.55%	5.15%	7.36%	37	73	310	420	8.87%
Dartford	3,430	178	6.17%	4.88%	1.29%	2.95%	6.37%	9.39%	47	63	341	451	13.15%
Dover	3,928	270	7.73%	5.36%	2.37%	4.11%	6.50%	12.82%	39	91	291	421	10.72%
Gravesham	3,941	234	7.00%	4.84%	2.16%	4.31%	6.64%	10.55%	45	108	403	556	14.11%
Maidstone	5,349	300	6.51%	4.79%	1.72%	3.78%	6.21%	9.71%	44	106	493	643	12.02%
Sevenoaks	3,359	103	3.88%	3.15%	0.73%	2.19%	3.99%	5.53%	44	54	310	408	12.15%
Shepway	3,801	233	7.17%	5.82%	1.35%	3.92%	7.69%	10.25%	55	108	346	509	13.39%
Swale	5,260	361	7.95%	5.84%	2.11%	4.55%	9.09%	10.57%	71	133	507	711	13.52%
Thanet	5,023	367	8.07%	6.70%	1.37%	4.37%	7.63%	12.97%	44	107	327	478	9.52%
Tonbridge & Malling	4,365	166	4.73%	3.21%	1.52%	2.74%	4.67%	7.09%	37	107	458	602	13.79%
Tunbridge Wells	3,770	133	4.39%	3.17%	1.22%	2.37%	4.10%	6.98%	45	101	305	451	11.96%

16-18 year old NEET % Trends	Aug-14	Jul-14	Jun-14	May-14	Apr-14	Mar-14	Feb-14	Jan-14	Dec-13	Nov-13	Oct-13	Sep-13	Aug-13
Kent	6.36	6.33	6.28	6.12	6.05	5.95	5.82	5.86	5.89	5.76	5.73	14.79	7.08
Ashford	6.33	6.29	5.99	5.76	5.63	5.46	5.37	5.22	5.27	5.11	5.16	12.92	6.62
Canterbury	5.27	5.21	5.09	5.00	4.89	5.10	4.99	5.24	5.44	5.16	4.39	18.10	6.34
Dartford	7.00	6.28	6.41	5.99	5.99	5.76	5.48	5.80	6.00	5.89	6.99	13.33	6.87
Dover	7.73	7.60	7.65	7.89	7.94	7.53	7.19	7.07	7.09	7.00	6.39	13.05	7.71
Gravesham	7.00	6.90	6.99	6.76	6.67	6.50	6.45	6.35	6.61	6.25	7.77	20.33	6.57
Maidstone	6.51	6.41	5.94	5.63	5.64	5.46	5.34	5.41	5.17	4.84	4.95	9.15	6.11
Sevenoaks	3.88	3.94	4.00	3.72	3.74	3.76	3.74	4.09	4.53	4.53	5.25	14.64	4.68
Shepway	7.17	7.39	7.18	7.09	7.00	7.20	6.94	7.34	6.97	7.04	5.60	16.85	9.02
Swale	7.95	7.78	7.57	7.25	7.04	7.06	6.83	6.75	6.88	6.91	7.09	15.80	9.09
Thanet	8.07	8.13	8.21	8.12	8.45	8.19	8.08	8.09	7.89	7.79	7.19	21.49	10.57
Tonbridge & Malling	4.73	8th Septem	4.72	4.77	4.44	4.40	4.26	4.18	4.24	4.05	4.40	15.67	5.51
Tunbridge Wells	4.39	4.69	4.88	4.67	4.39	4.17	4.28	4.02	4.03	3.63	3.81	10.56	4.87

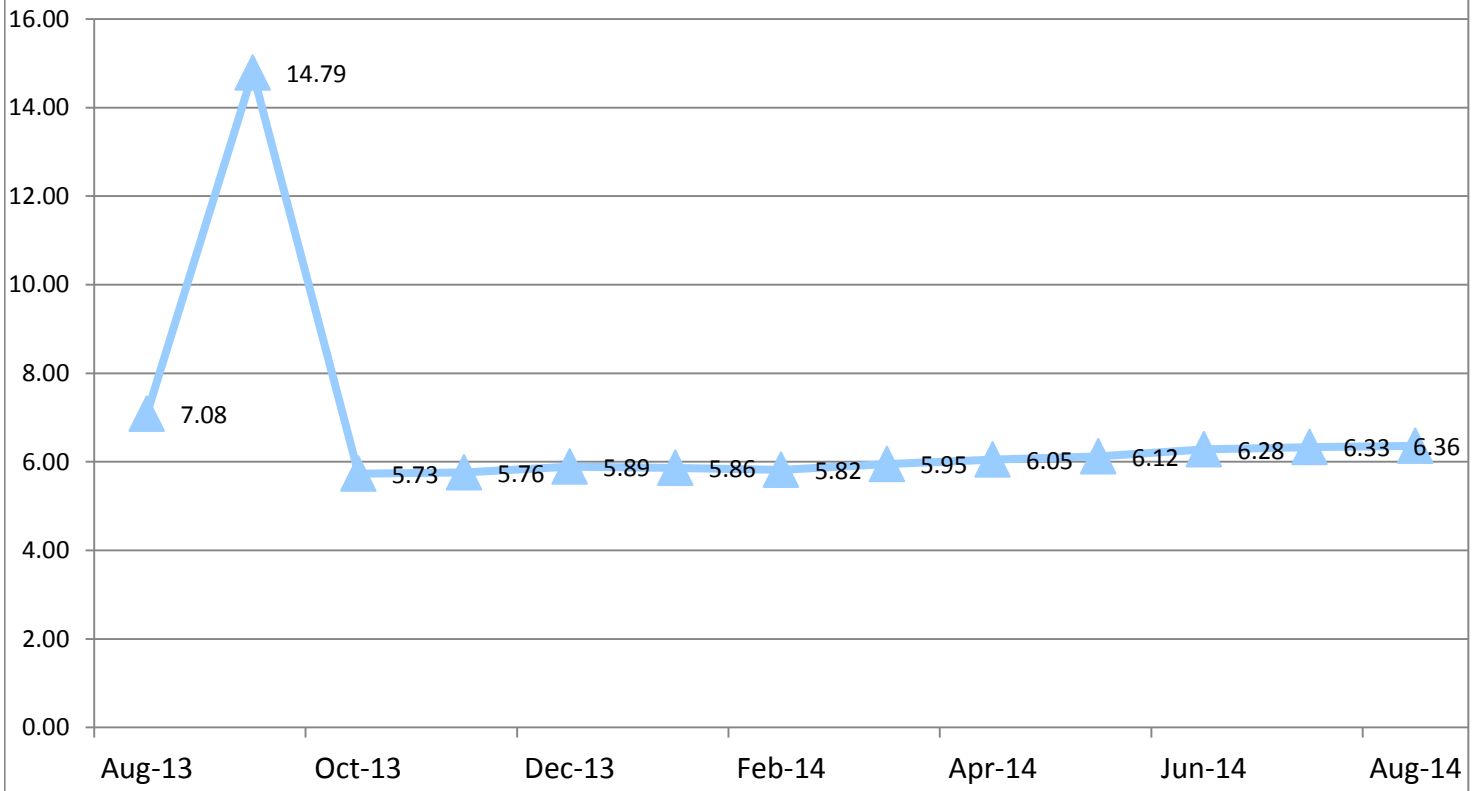
16-18 year old Not Known % Trends	Aug-14	Jul-14	Jun-14	May-14	Apr-14	Mar-14	Feb-14	Jan-14	Dec-13	Nov-13	Oct-13	Sep-13	Aug-13
Kent	11.97	11.93	11.72	10.20	8.67	5.80	4.69	4.60	6.60	14.06	27.56	77.67	11.70
Ashford	11.39	11.91	10.12	8.33	7.57	3.67	2.45	2.02	4.33	10.25	22.39	74.34	15.88
Canterbury	8.87	8.16	8.36	7.92	5.48	3.11	2.25	1.97	2.70	5.91	16.39	88.03	11.40
Dartford	13.15	13.75	13.85	12.18	11.20	9.18	9.04	8.42	13.34	36.11	53.55	82.14	11.63
Dover	10.72	9.30	8.73	7.78	6.95	1.63	0.84	0.89	1.40	2.01	18.11	69.16	4.43
Gravesham	14.11	14.22	14.57	12.69	12.33	10.06	8.95	9.50	14.73	24.28	44.19	85.96	12.70
Maidstone	12.02	12.72	13.31	10.68	9.10	6.70	5.15	4.81	7.26	18.11	29.12	69.22	14.88
Sevenoaks	12.15	11.94	12.33	9.19	8.45	6.58	5.69	7.43	9.98	26.86	39.64	84.93	10.68
Shepway	13.39	12.93	13.15	12.22	11.18	8.09	6.70	5.96	7.39	11.78	21.10	73.88	10.31
Swale	13.52	13.97	13.21	11.69	8.06	4.84	3.05	2.28	3.34	7.03	20.81	71.04	13.00
Thanet	9.52	9.40	8.79	8.07	6.79	3.23	2.66	2.44	3.98	7.23	16.72	77.24	10.94
Tonbridge & Malling	13.79	13.56	13.61	12.37	11.05	9.00	7.77	8.54	9.71	15.29	30.18	83.42	11.40
Tunbridge Wells	11.96	11.93	11.43	9.82	7.40	5.36	3.99	3.56	4.62	13.45	31.96	77.75	10.86

NEETs based on length of time in NEET					
	0-6 weeks	7-13 weeks	14-26 weeks	27-52 weeks	52+ weeks
Kent	53	161	209	987	1404
Ashford	8	17	25	79	121
Canterbury	2	20	13	84	100
Dartford	6	10	10	76	76
Dover	1	7	25	122	115
Gravesham	2	10	28	75	119
Maidstone	12	26	27	114	121
Sevenoaks	3	8	7	29	56
Shepway	1	12	18	77	125
Swale	5	25	23	126	182
Thanet	4	17	13	103	230
Tonbridge & Malling	5	4	12	54	91
Tunbridge Wells	4	5	8	48	68

Progress RPA - Participating	
% Age 16	% Age 17
92.14%	83.74%
91.44%	83.08%
93.50%	86.70%
92.17%	84.20%
92.29%	84.81%
91.38%	82.83%
92.05%	83.52%
92.44%	86.60%
90.59%	80.74%
90.69%	79.88%
92.27%	83.59%
93.87%	83.52%
93.22%	86.67%

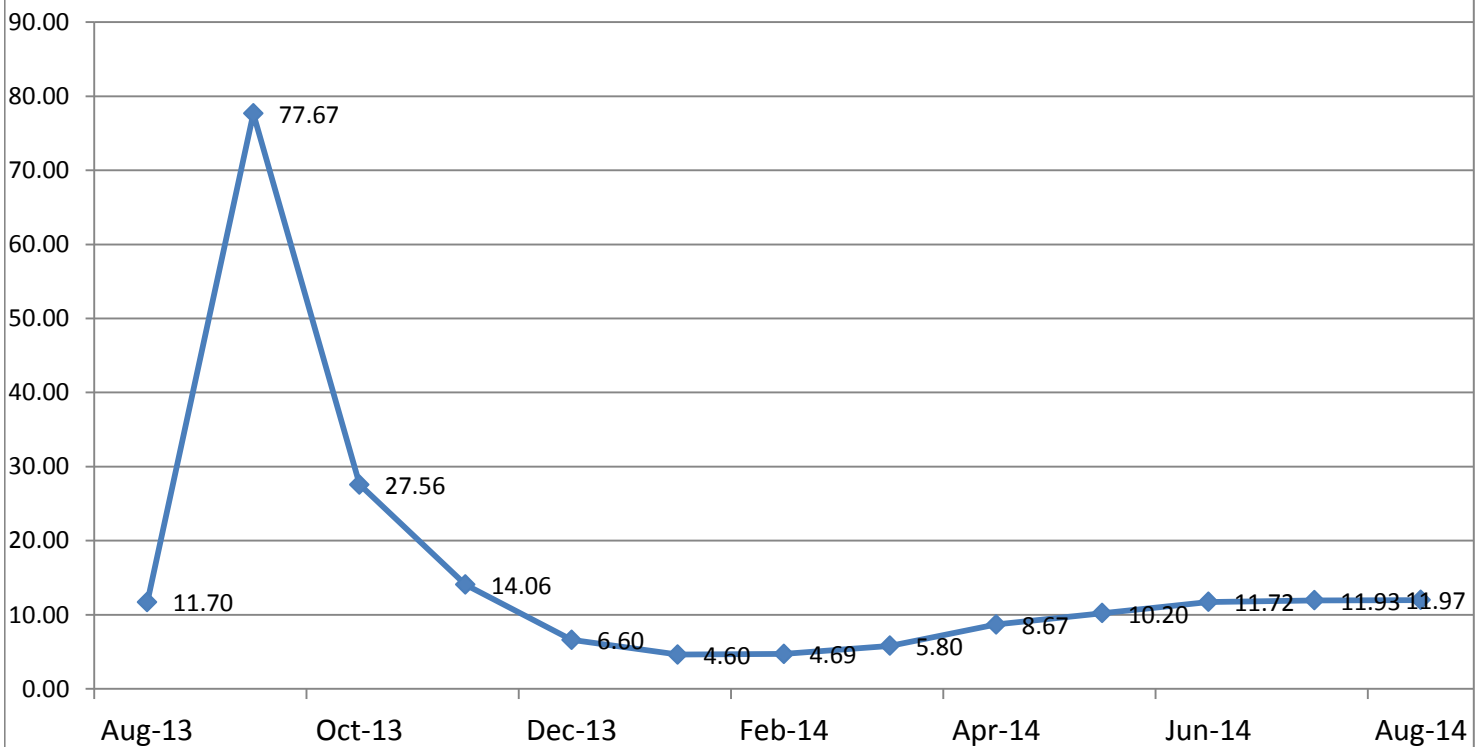
Kent NEET % trends

16-18 year old NEET % Trends



Kent Not Known % trends

16-18 year old Not Known % Trends



Education and Young People's Services Performance Management

NEET Monthly Report - Kent

16-18 year old cohort by Vulnerable Group	Aug-14	Jul-14	Jun-14	May-14	Apr-14	Mar-14	Feb-14	Jan-14	Dec-13	Nov-13	Oct-13	Sep-13	Aug-13
Children in Care	747	746	714	698	701	699	700	704	706	711	731	736	715
Caring for own child	605	540	533	531	530	527	512	502	482	444	409	385	816
Asylum seeker	79	80	79	78	78	78	79	79	83	85	93	93	150
Carer not own child	84	84	84	86	86	85	83	84	84	82	80	79	112
Substance Misuse	136	149	160	163	162	161	161	159	160	158	157	156	161
Care Leaver	63	61	61	62	63	63	61	60	59	58	56	55	134
Supervised by YOT	166	180	181	201	204	204	202	197	320	315	322	329	285
Pregnancy	196	203	190	184	176	176	179	179	180	183	170	140	190
Parent not caring for own child	22	22	23	23	23	23	22	22	21	19	20	20	36
SEND (16-18 year olds)	2283	2279	2098	2099	2113	2114	2112	2117	2124	2119	2135	2143	2104
SEND (19-24 year olds)	3196	3257	3312	3377	3871	3464	3506	3542	3595	3640	3685	3728	3028
Total 16-18 cohort with at least one vulnerable group	3822	3781	3599		3598								

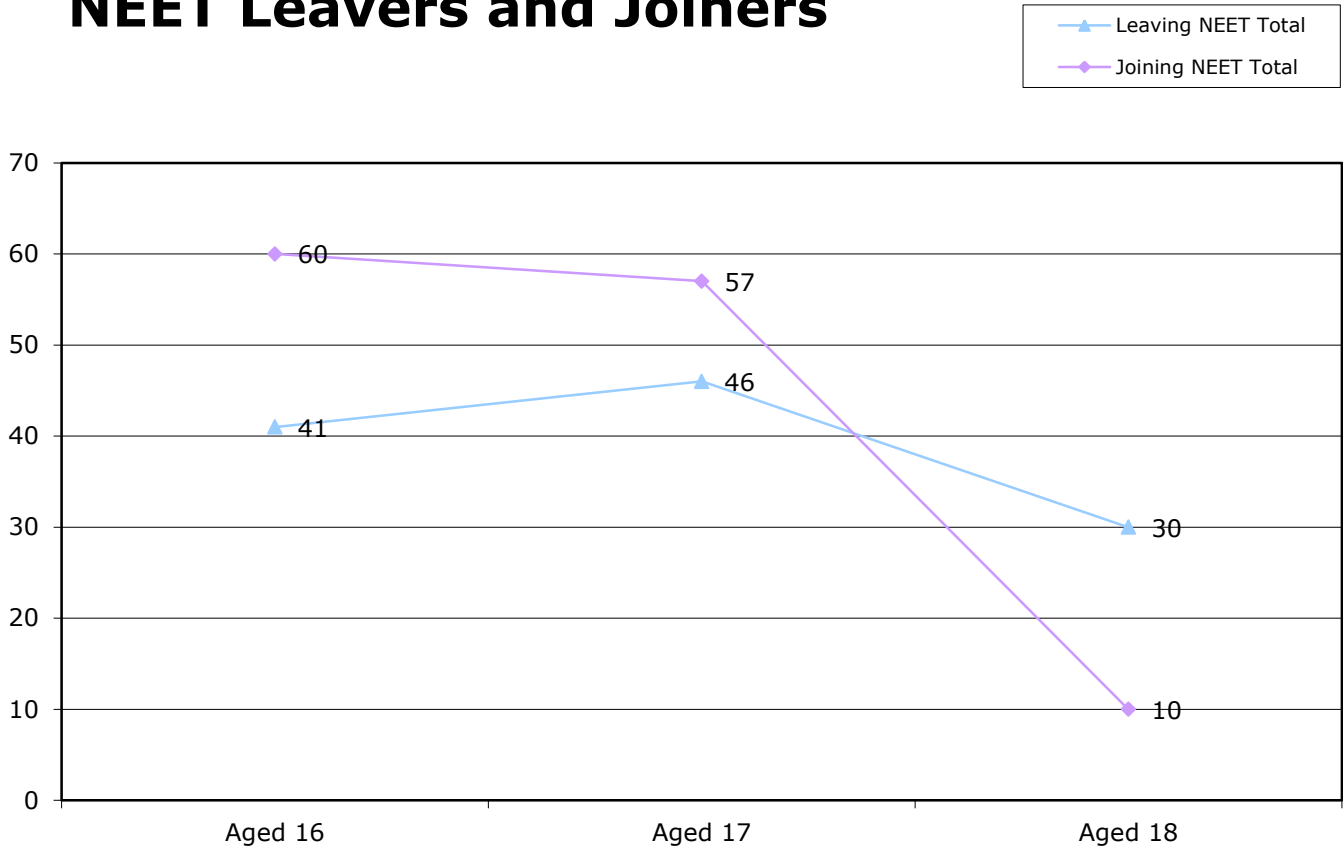
16-18 year old NEET by Vulnerable Group	Aug-14	Jul-14	Jun-14	May-14	Apr-14	Mar-14	Feb-14	Jan-14	Dec-13	Nov-13	Oct-13	Sep-13	Aug-13
Children in Care	165	159	159	154	158	154	147	151	146	130	119	119	151
Caring for own child	408	385	383	382	382	383	371	375	354	315	279	265	569
Asylum seeker	5	5	4	4	5	6	5	5	7	6	5	7	9
Carer not own child	29	30	28	28	29	28	27	27	28	22	20	19	43
Substance Misuse	32	47	60	60	59	57	54	55	53	49	43	42	58
Care Leaver	31	30	31	32	33	33	29	29	25	23	25	23	67
Supervised by YOT	63	71	77	80	85	79	72	76	111	96	97	100	97
Pregnancy	143	148	135	131	121	121	122	126	128	129	112	89	120
Parent not caring for own child	12	11	12	12	12	11	12	13	10	8	11	10	19
SEND (16-18 year olds)	295	305	256	252	258	258	249	244	233	215	190	170	290
SEND (19-24 year olds)	748	725	735	748	822	760	765	772	777	779	788	826	702
Total 16-18 NEET with at least one vulnerable group	974	995	955		944								

16-18 year old Not Known by Vulnerable Group	Aug-14	Jul-14	Jun-14	May-14	Apr-14	Mar-14	Feb-14	Jan-14	Dec-13	Nov-13	Oct-13	Sep-13	Aug-13
Children in Care	77	80	87	72	75	45	37	41	60	95	199	465	82
Caring for own child	37	38	52	39	37	23	19	14	20	27	40	59	75
Asylum seeker	19	19	23	19	20	15	13	13	15	22	41	70	32
Carer not own child	7	5	8	8	7	5	4	4	5	11	17	46	14
Substance Misuse	20	26	32	29	30	14	8	7	13	22	40	73	22
Care Leaver	8	10	13	13	11	7	4	4	4	5	8	19	22
Supervised by YOT	23	30	25	27	16	8	5	4	18	26	53	117	34
Pregnancy	8	9	13	11	11	6	5	4	6	11	23	33	19
Parent not caring for own child	3	4	4	3	3	2	2	2	3	2	2	4	5
SEND (16-18 year olds)	213	211	183	180	195	121	105	107	145	208	480	1557	215
SEND (19-24 year olds)	1905	2019	2086	2153	2271	2190	2210	2223	2232	2222	2337	2595	1788
Total not known with at least one vulnerable group	374	361	374		348								

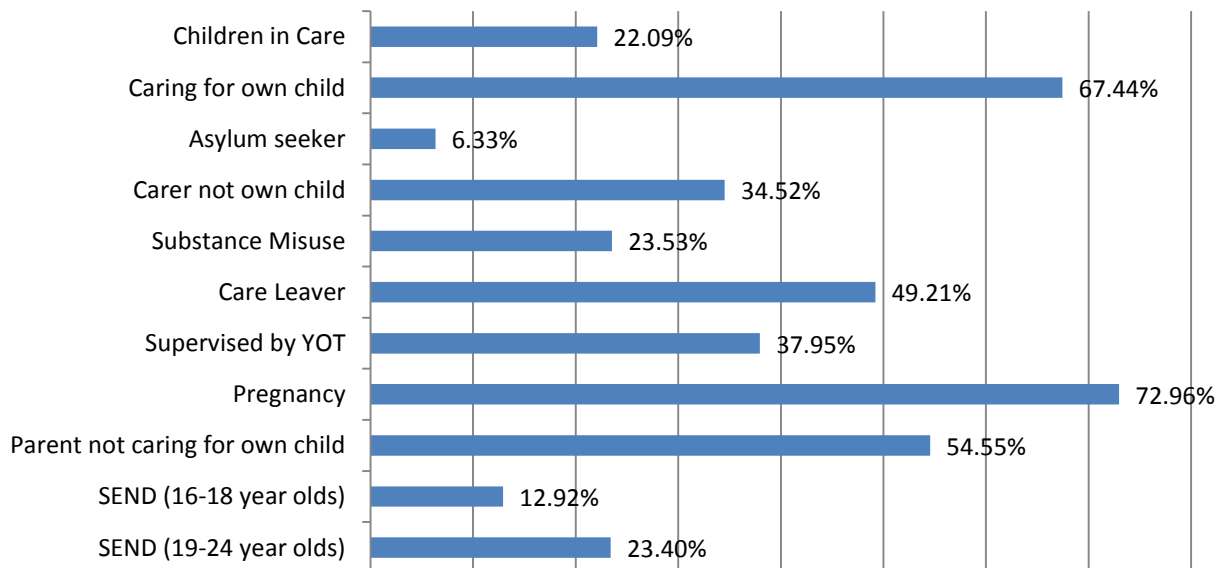
16-18 Year old NEET Leavers & Joiners	Aged 16	Aged 17	Aged 18	16-18 Total	Aged 19
Leaving NEET Total	41	46	30	117	85
Education	0	1	0	1	0
Employment	12	17	9	38	0
Government supported training	7	5	5	17	1
Re-engagement Provision	18	21	16	55	0
NEET in other area	0	1	0	1	0
Custodial Sentence	0	0	0	0	0
Moved Away	0	0	0	0	84
Cannot Be Contacted	0	0	0	0	0
Refused to disclose activity	0	0	0	0	0
Unknown Activity	0	0	0	0	0
Other Reason	4	1	0	5	0
Joining NEET Total	60	57	10	127	12
Education	29	10	6	45	6
Employment	2	2	0	4	1
Government supported training	7	4	1	12	1
Re-engagement Provision	0	0	0	0	0
NEET in other area	0	0	0	0	0
Other (inc custodial sentence)	22	41	3	66	4
Joiners>Leavers	-19	-11	20	-10	73

16-18 Year Old NEET Labour Market Summary	No	%
Available:		
Working not for reward	37	1.70%
Not yet ready for work or learning	153	7.02%
Start Date agreed	69	3.17%
Seeking EET	1921	88.12%
Available Total	2180	100%
Unavailable:		
Young carers	13	2.05%
Teenage parents	334	52.68%
Illness	202	31.86%
Pregnancy	72	11.36%
Religious grounds	0	0.00%
Unlikely to be economically active	13	2.05%
Other reason	0	0.00%
Unavailable Total	634	100%

NEET Leavers and Joiners



% of Vulnerable Cohorts who are NEET



Education and Young People's Services Performance Management
NEET Monthly Report - Ashford

16-18 year old cohort by Vulnerable Group	Aug-14	Jul-14	Jun-14	May-14	Apr-14	Mar-14	Feb-14	Jan-14	Dec-13	Nov-13	Oct-13	Sep-13	Aug-13
Children in Care	70	71	70	70	70	72	70	71	72	70	77	76	65
Caring for own child	35	34	34	34	34	34	32	32	32	30	28	27	69
Asylum seeker	10	10	10	10	10	10	10	10	10	11	12	10	18
Carer not own child	9	9	9	9	9	9	9	9	9	9	8	7	8
Substance Misuse	9	11	12	12	12	12	11	11	11	9	6	7	9
Care Leaver	10	9	9	9	10	10	11	11	9	10	9	9	17
Supervised by YOT	8	10	11	13	13	13	12	12	17	17	20	18	16
Pregnancy	14	14	14	14	13	13	14	12	9	9	6	7	18
Parent not caring for own child	2	2	2	2	2	2	2	2	2	2	2	2	6
SEND (16-18 year olds)	183	183	174	174	175	176	176	174	175	187	194	190	167
SEND (19-24 year olds)	249	252	257	263	319	276	277	280	282	283	286	287	238
Total 16-18 cohort with at least one vulnerable group	301	302	293		295								

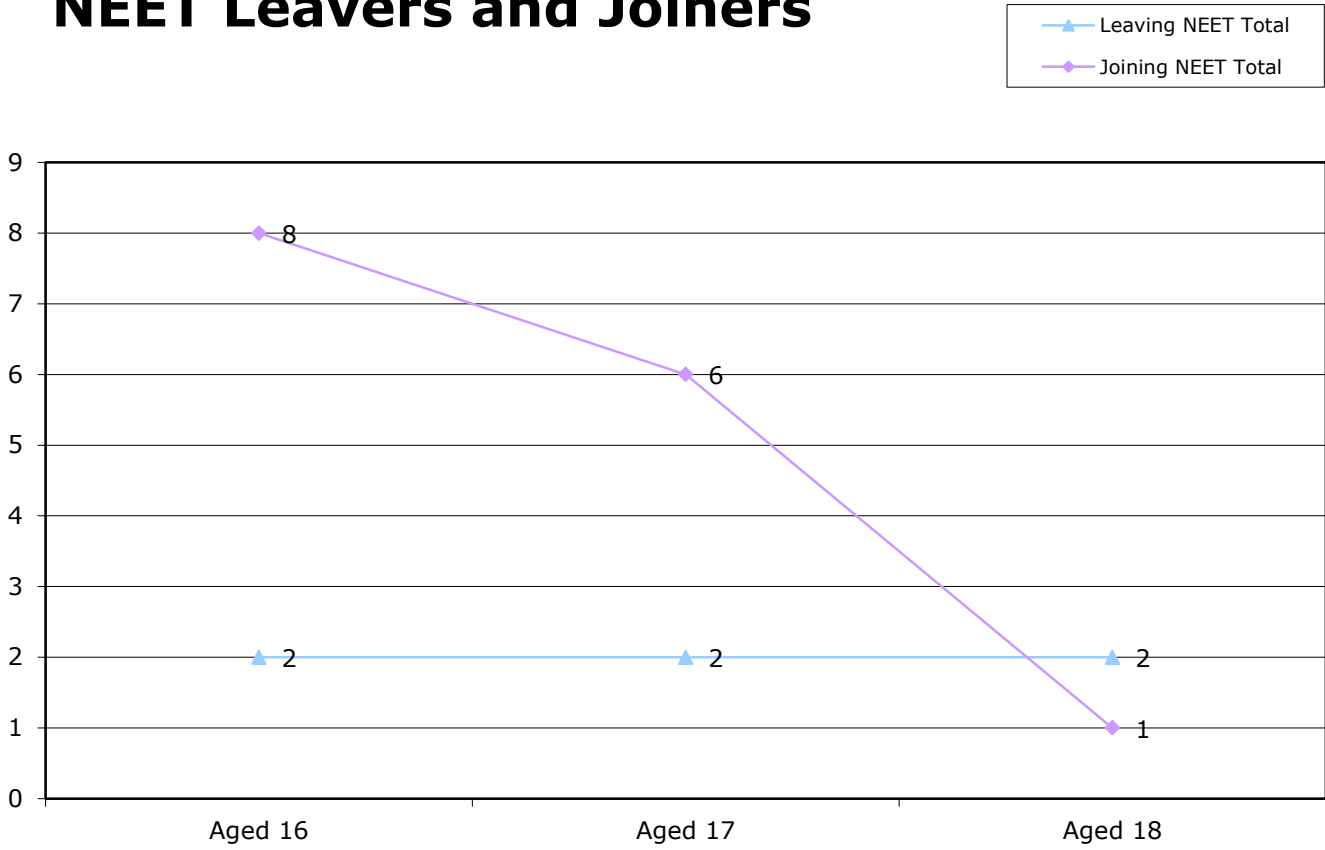
16-18 year old NEET by Vulnerable Group	Aug-14	Jul-14	Jun-14	May-14	Apr-14	Mar-14	Feb-14	Jan-14	Dec-13	Nov-13	Oct-13	Sep-13	Aug-13
Children in Care	15	16	17	17	15	15	13	16	16	11	13	12	12
Caring for own child	22	21	21	21	22	22	20	22	23	22	20	20	47
Asylum seeker	0	0	0	0	0	0	0	0	0	0	1	1	2
Carer not own child	1	1	2	2	2	1	1	1	1	1	1	1	3
Substance Misuse	1	5	6	6	6	6	5	5	3	2	2	3	3
Care Leaver	6	6	6	6	7	7	8	9	6	4	5	6	10
Supervised by YOT	9	2	4	4	4	4	3	3	4	4	8	6	5
Pregnancy	1	9	9	10	9	9	8	8	6	5	3	5	10
Parent not caring for own child		1	1	1	1	1	1	1	1	1	1	1	3
SEND (16-18 year olds)	26	27	22	23	22	23	23	21	21	19	16	13	24
SEND (19-24 year olds)	37	37	37	37	45	37	38	38	38	38	39	42	29
Total 16-18 NEET with at least one vulnerable group	69	73	70		70								

16-18 year old Not Knowns by Vulnerable Group	Aug-14	Jul-14	Jun-14	May-14	Apr-14	Mar-14	Feb-14	Jan-14	Dec-13	Nov-13	Oct-13	Sep-13	Aug-13
Children in Care	8	7	6	5	11	7	6	7	10	9	19	46	12
Caring for own child	6	6	8	4	6	1	1	1	2	0	0	3	3
Asylum seeker	3	3	2	2	3	2	2	2	2	1	4	6	7
Carer not own child	1	1	1	1	1	1	0	0	0	0	0	5	3
Substance Misuse	0	0	0	0	0	0	0	0	0	0	1	3	2
Care Leaver	1	1	2	1	1	0	0	0	0	0	0	1	3
Supervised by YOT	1	2	2	1	2	0	0	0	0	1	1	9	5
Pregnancy	1	2	1	1	1	0	0	0	0	1	1	1	2
Parent not caring for own child	1	1	1	1	1	1	1	1	1	1	1	1	3
SEND (16-18 year olds)	20	19	16	14	14	10	10	9	16	17	51	124	24
SEND (19-24 year olds)	179	181	186	191	202	198	195	198	200	196	207	237	177
Total not known with at least one vulnerable group	35	35	31		28								

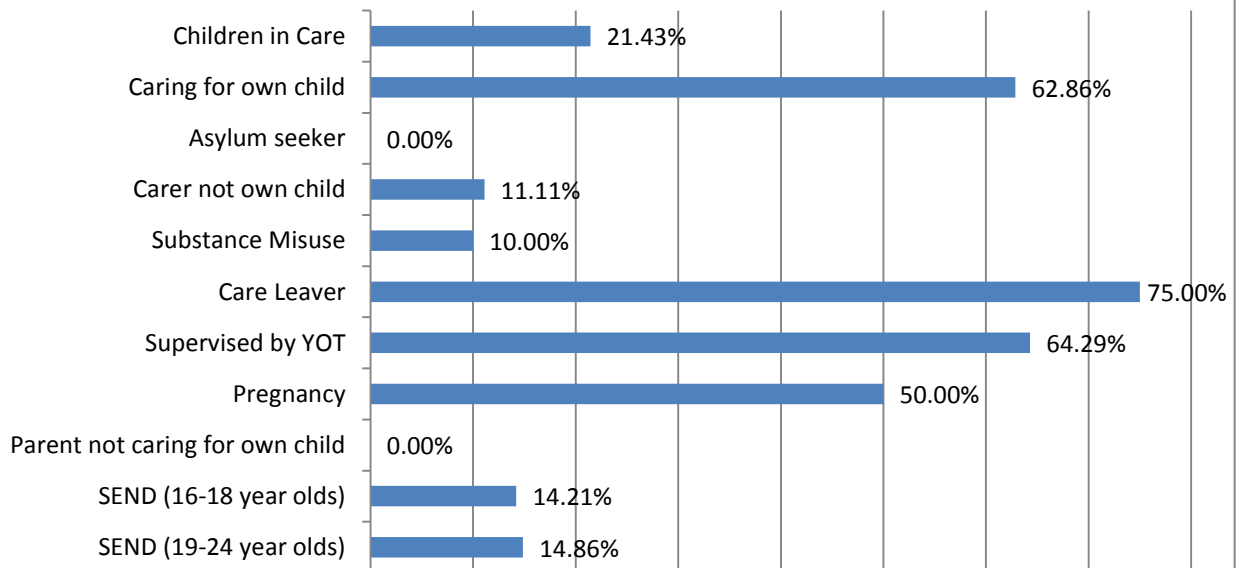
16-18 Year old NEET Leavers & Joiners	Aged 16	Aged 17	Aged 18	16-18 Total	Aged 19
Leaving NEET Total	2	2	2	6	4
Education	0	0	0	0	0
Employment	1	1	1	3	0
Government supported training	0	0	1	1	0
Re-engagement Provision	0	1	0	1	0
NEET in other area	0	0	0	0	0
Custodial Sentence	0	0	0	0	0
Moved Away	0	0	0	0	4
Cannot Be Contacted	0	0	0	0	0
Refused to disclose activity	0	0	0	0	0
Unknown Activity	0	0	0	0	0
Other Reason	1	0	0	1	0
Joining NEET Total	8	6	1	15	0
Education	3	0	1	4	0
Employment	0	0	0	0	0
Government supported training	0	1	0	1	0
Re-engagement Provision	0	0	0	0	0
NEET in other area	0	0	0	0	0
Other (inc custodial sentence)	5	5	0	10	0
Joiners>Leavers	-6	-4	1	-9	4

16-18 Year Old NEET Labour Market Summary	No	%
Available:		
Working not for reward	2	0.93%
Not yet ready for work or learning	11	5.14%
Start Date agreed	13	6.07%
Seeking EET	188	87.85%
Available Total	214	100%
Unavailable:		
Young carers	0	0.00%
Teenage parents	20	55.56%
Illness	11	30.56%
Pregnancy	5	13.89%
Religious grounds	0	0.00%
Unlikely to be economically active	0	0.00%
Other reason	0	0.00%
Unavailable Total	36	100%

NEET Leavers and Joiners



% of Vulnerable Cohorts who are NEET



Education and Young People's Services Performance Management

NEET Monthly Report - Canterbury

16-18 year old cohort by Vulnerable Group	Aug-14	Jul-14	Jun-14	May-14	Apr-14	Mar-14	Feb-14	Jan-14	Dec-13	Nov-13	Oct-13	Sep-13	Aug-13
Children in Care	97	96	92	91	92	91	93	93	94	98	105	102	98
Caring for own child	45	37	37	36	36	36	35	36	33	28	28	28	52
Asylum seeker	13	13	13	12	12	12	12	12	13	15	18	18	27
Carer not own child	5	5	5	5	5	5	5	5	5	5	5	5	4
Substance Misuse	12	12	13	13	13	14	14	14	14	14	14	15	12
Care Leaver	1	1	1	1	1	2	2	2	2	1	1	0	10
Supervised by YOT	15	16	17	19	19	19	19	17	20	14	15	24	15
Pregnancy	17	15	14	14	14	14	13	14	16	16	12	10	17
Parent not caring for own child	1	1	1	1	1	1	1	1	1	1	1	1	1
SEND (16-18 year olds)	234	233	220	219	219	219	219	221	222	219	222	217	198
SEND (19-24 year olds)	285	291	297	305	338	310	311	317	327	333	335	338	274
Total 16-18 cohort with at least one vulnerable group	377	369	356		353								

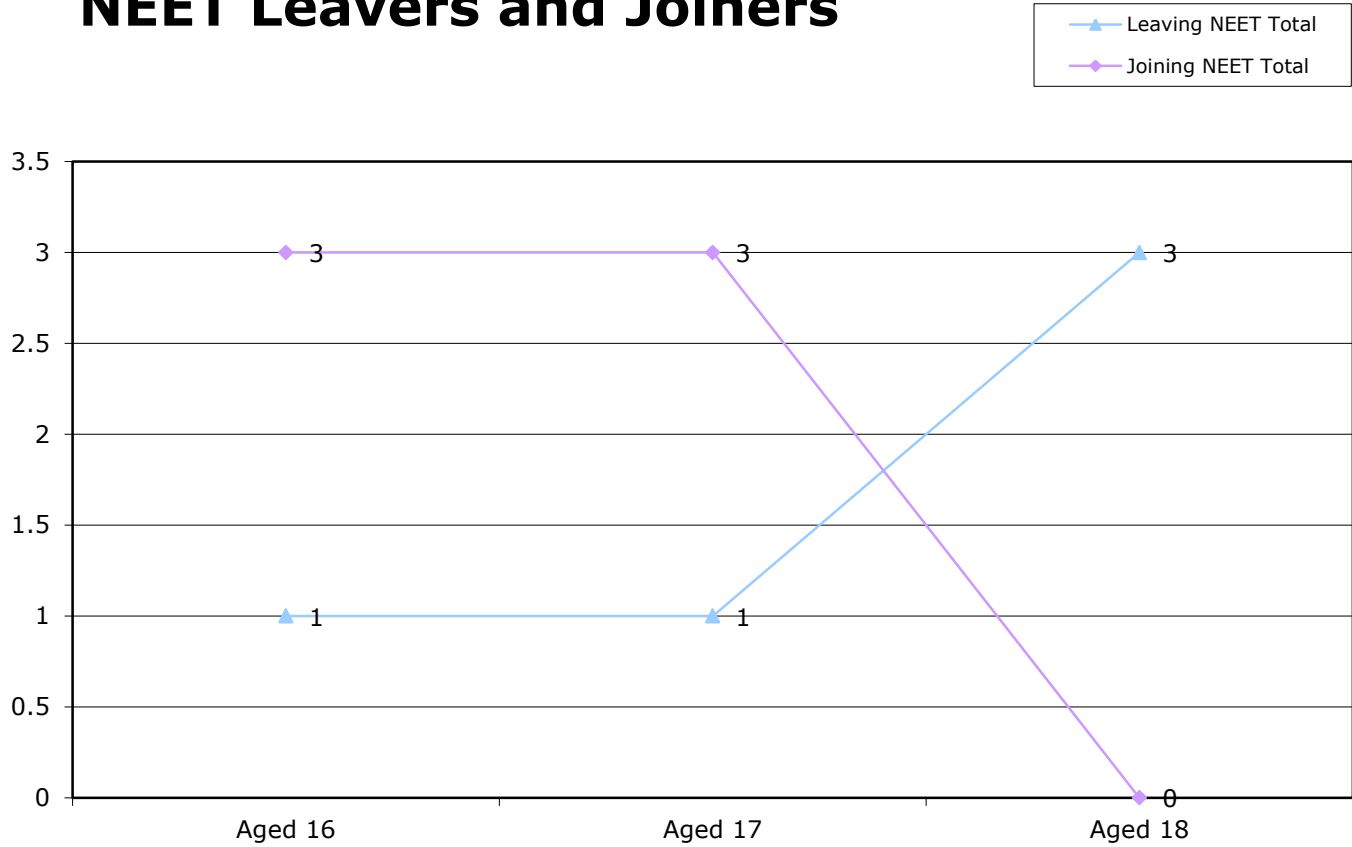
16-18 year old NEET by Vulnerable Group	Aug-14	Jul-14	Jun-14	May-14	Apr-14	Mar-14	Feb-14	Jan-14	Dec-13	Nov-13	Oct-13	Sep-13	Aug-13
Children in Care	12	11	10	10	9	9	10	12	11	10	9	10	16
Caring for own child	25	25	25	24	24	25	23	24	21	17	18	19	37
Asylum seeker	0	0	0	0	0	0	0	1	1	1	0	0	1
Carer not own child	1	1	1	1	1	1	1	2	2	2	2	2	2
Substance Misuse	2	3	3	3	3	4	4	4	3	3	3	5	5
Care Leaver	0	0	0	0	0	1	1	1	1	1	1	0	5
Supervised by YOT	3	4	5	5	11	4	4	7	5	3	6	9	4
Pregnancy	13	12	11	11	0	11	11	12	13	14	10	8	12
Parent not caring for own child	0	0	0	0	0	0	1	1	1	1	1	1	0
SEND (16-18 year olds)	30	29	24	22	20	21	21	21	23	19	16	17	29
SEND (19-24 year olds)	71	74	75	77	80	79	80	81	85	86	88	91	79
Total 16-18 NEET with at least one vulnerable group	72	72	67		61								

16-18 year old Not Knowns by Vulnerable Group	Aug-14	Jul-14	Jun-14	May-14	Apr-14	Mar-14	Feb-14	Jan-14	Dec-13	Nov-13	Oct-13	Sep-13	Aug-13
Children in Care	9	9	12	10	9	6	4	4	4	9	25	72	9
Caring for own child	2	1	5	1	0	0	0	0	0	3	3	5	10
Asylum seeker	1	1	2	1	1	1	0	0	0	3	7	14	4
Carer not own child	0	0	0	0	0	0	0	0	0	0	0	2	0
Substance Misuse	0	0	1	0	0	0	0	0	0	1	2	7	0
Care Leaver	0	0	1	1	1	1	0	0	0	0	0	0	1
Supervised by YOT	1	1	2	3	0	1	0	0	0	0	0	8	1
Pregnancy	0	0	0	0	0	0	0	0	0	0	0	1	1
Parent not caring for own child	0	0	0	0	0	0	0	0	0	0	0	0	1
SEND (16-18 year olds)	19	18	16	17	12	8	7	7	9	15	45	167	15
SEND (19-24 year olds)	166	169	176	189	195	194	194	193	189	188	190	212	154
Total not known with at least one vulnerable group	29	27	33		21								

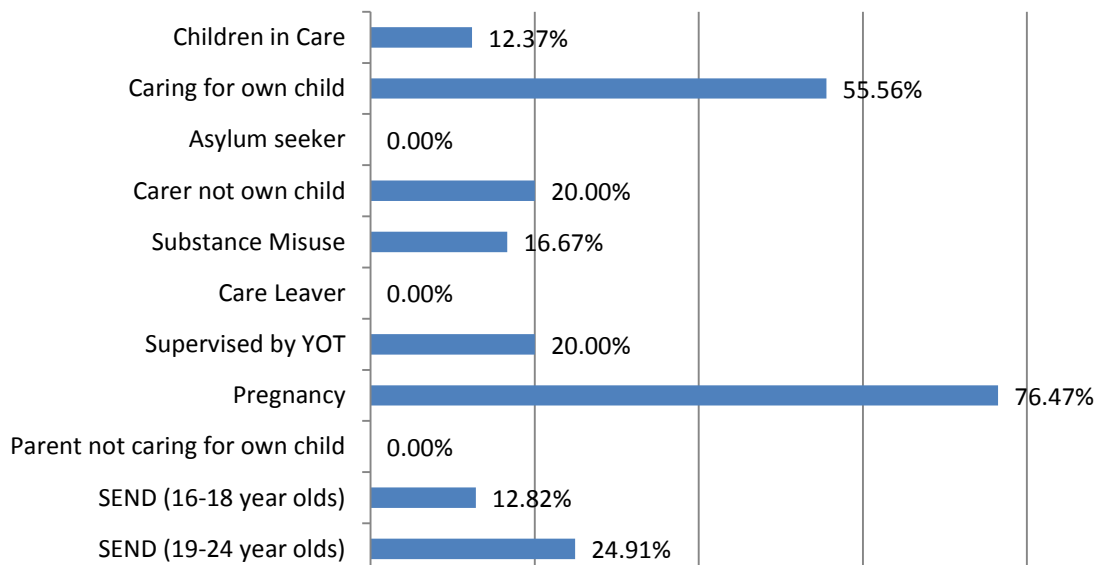
16-18 Year old NEET Leavers & Joiners	Aged 16	Aged 17	Aged 18	16-18 Total	Aged 19
Leaving NEET Total	1	1	3	5	6
Education	0	0	0	0	0
Employment	0	1	3	4	0
Government supported training	0	0	0	0	0
Re-engagement Provision	0	0	0	0	0
NEET in other area	0	0	0	0	0
Custodial Sentence	0	0	0	0	0
Moved Away	0	0	0	0	6
Cannot Be Contacted	0	0	0	0	0
Refused to disclose activity	0	0	0	0	0
Unknown Activity	0	0	0	0	0
Other Reason	1	0	0	1	0
Joining NEET Total	3	3	0	6	0
Education	2	2	0	4	0
Employment	0	0	0	0	0
Government supported training	1	0	0	1	0
Re-engagement Provision	0	0	0	0	0
NEET in other area	0	0	0	0	0
Other (inc custodial sentence)	0	1	0	1	0
Joiners>Leavers	-2	-2	3	-1	6

16-18 Year Old NEET Labour Market Summary	No	%
Available:		
Working not for reward	2	1.22%
Not yet ready for work or learning	8	4.88%
Start Date agreed	3	1.83%
Seeking EET	151	92.07%
Available Total	164	100%
Unavailable:		
Young carers	0	0.00%
Teenage parents	21	38.18%
Illness	30	54.55%
Pregnancy	3	5.45%
Religious grounds	0	0.00%
Unlikely to be economically active	1	1.82%
Other reason	0	0.00%
Unavailable Total	55	100%

NEET Leavers and Joiners



% of Vulnerable Cohorts who are NEET



Education and Young People's Services Performance Management

NEET Monthly Report - Dartford

16-18 year old cohort by Vulnerable Group	Aug-14	Jul-14	Jun-14	May-14	Apr-14	Mar-14	Feb-14	Jan-14	Dec-13	Nov-13	Oct-13	Sep-13	Aug-13
Children in Care	29	28	27	27	28	25	24	25	25	25	25	25	25
Caring for own child	22	22	21	21	21	21	21	21	19	18	18	17	36
Asylum seeker	0	0	0	0	0	0	0	0	0	0	0	0	2
Carer not own child	6	6	6	7	7	7	7	7	7	6	5	5	10
Substance Misuse	3	3	4	4	4	4	5	5	4	4	4	4	5
Care Leaver	2	2	2	2	2	2	2	2	1	1	1	1	3
Supervised by YOT	11	11	10	11	12	10	10	11	21	21	20	21	23
Pregnancy	7	7	8	7	7	7	8	9	9	9	10	10	13
Parent not caring for own child	0	0	0	0	0	0	0	0	0	0	0	0	0
SEND (16-18 year olds)	137	137	128	128	131	129	128	128	129	127	137	121	145
SEND (19-24 year olds)	205	211	216	220	252	223	228	230	233	238	241	248	192
Total 16-18 cohort with at least one vulnerable group	196	196	189		193								

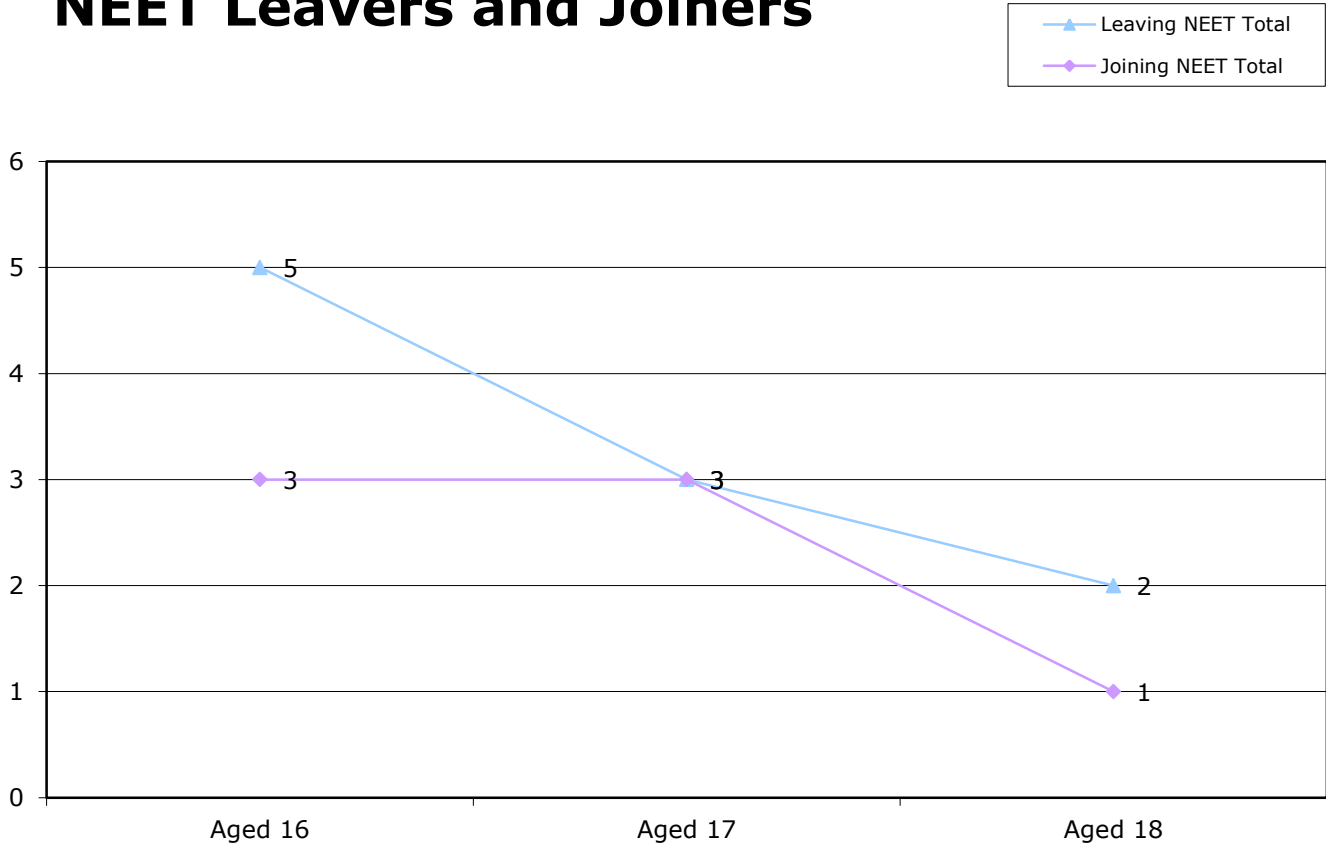
16-18 year old NEET by Vulnerable Group	Aug-14	Jul-14	Jun-14	May-14	Apr-14	Mar-14	Feb-14	Jan-14	Dec-13	Nov-13	Oct-13	Sep-13	Aug-13
Children in Care	6	6	4	5	5	3	3	3	2	2	3	2	2
Caring for own child	20	20	19	19	19	19	19	19	17	16	15	14	30
Asylum seeker	0	0	0	0	0	0	0	0	0	0	0	0	0
Carer not own child	3	3	3	3	3	3	3	3	3	1	0	0	1
Substance Misuse	1	1	2	2	2	2	3	3	2	2	2	2	2
Care Leaver	1	1	1	1	1	1	1	1	0	0	0	0	2
Supervised by YOT	4	4	3	3	4	0	0	1	6	5	5	7	9
Pregnancy	5	5	6	5	5	5	5	7	6	6	6	6	8
Parent not caring for own child	0	0	0	0	0	0	0	0	0	0	0	0	0
SEND (16-18 year olds)	12	13	12	13	12	10	9	10	11	9	10	7	10
SEND (19-24 year olds)	35	35	37	38	42	40	40	41	42	42	42	48	43
Total 16-18 NEET with at least one vulnerable group	42	44	43		44								

16-18 year old Not Knowns by Vulnerable Group	Aug-14	Jul-14	Jun-14	May-14	Apr-14	Mar-14	Feb-14	Jan-14	Dec-13	Nov-13	Oct-13	Sep-13	Aug-13
Children in Care	4	5	6	7	6	5	3	3	5	8	11	17	2
Caring for own child	0	0	1	0	0	0	0	0	0	0	2	2	2
Asylum seeker	0	0	0	0	0	0	0	0	0	0	0	0	0
Carer not own child	1	1	1	1	1	1	1	1	1	4	4	5	3
Substance Misuse	0	1	1	1	1	1	0	0	0	0	0	0	2
Care Leaver	1	1	1	1	1	1	1	1	1	1	1	1	1
Supervised by YOT	0	0	0	1	0	0	0	0	1	3	5	8	3
Pregnancy	0	0	0	0	0	0	1	0	1	2	3	4	3
Parent not caring for own child	0	0	0	0	0	0	0	0	0	0	0	0	0
SEND (16-18 year olds)	11	11	10	9	10	7	8	7	12	22	47	104	15
SEND (19-24 year olds)	127	137	146	149	154	145	150	152	151	157	175	188	123
Total not known with at least one vulnerable group	15	17	17		16								

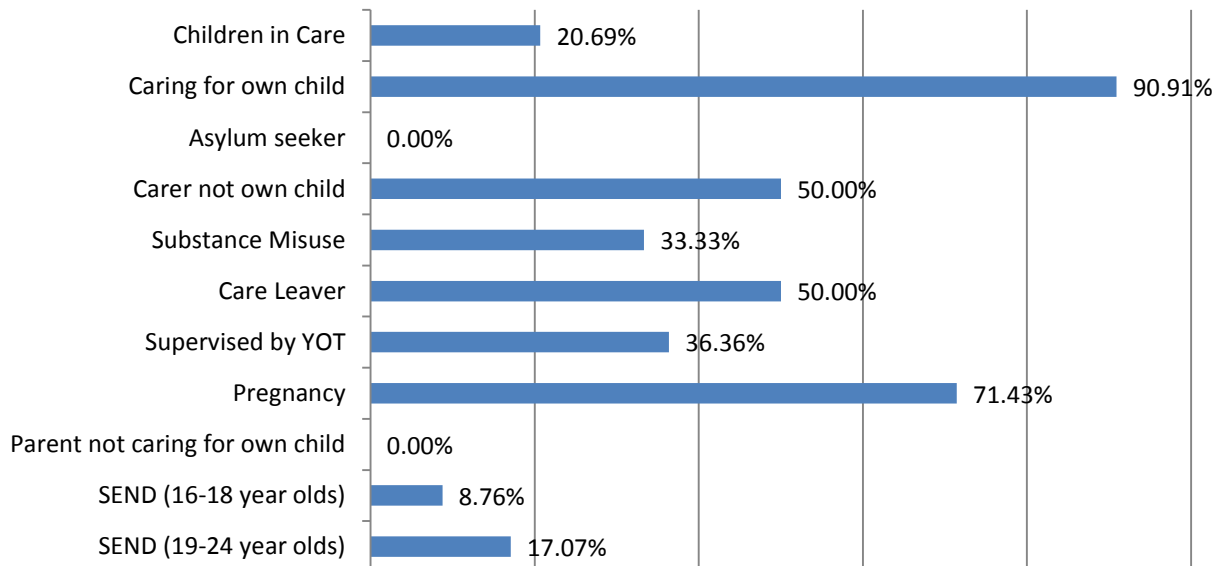
16-18 Year old NEET Leavers & Joiners	Aged 16	Aged 17	Aged 18	16-18 Total	Aged 19
Leaving NEET Total	5	3	2	10	8
Education	0	0	0	0	0
Employment	2	1	0	3	0
Government supported training	1	0	1	2	0
Re-engagement Provision	2	2	1	5	0
NEET in other area	0	0	0	0	0
Custodial Sentence	0	0	0	0	0
Moved Away	0	0	0	0	8
Cannot Be Contacted	0	0	0	0	0
Refused to disclose activity	0	0	0	0	0
Unknown Activity	0	0	0	0	0
Other Reason	0	0	0	0	0
Joining NEET Total	3	3	1	7	0
Education	2	0	1	3	0
Employment	0	0	0	0	0
Government supported training	1	0	0	1	0
Re-engagement Provision	0	0	0	0	0
NEET in other area	0	0	0	0	0
Other (inc custodial sentence)	0	3	0	3	0
Joiners>Leavers	2	0	1	3	8

16-18 Year Old NEET Labour Market Summary	No	%
Available:		
Working not for reward	1	0.67%
Not yet ready for work or learning	6	4.00%
Start Date agreed	3	2.00%
Seeking EET	140	93.33%
Available Total	150	100%
Unavailable:		
Young carers	2	7.14%
Teenage parents	15	53.57%
Illness	8	28.57%
Pregnancy	3	10.71%
Religious grounds	0	0.00%
Unlikely to be economically active	0	0.00%
Other reason	0	0.00%
Unavailable Total	28	100%

NEET Leavers and Joiners



% of Vulnerable Cohorts who are NEET



Education and Young People's Services Performance Management

NEET Monthly Report - Dover

16-18 year old cohort by Vulnerable Group	Aug-14	Jul-14	Jun-14	May-14	Apr-14	Mar-14	Feb-14	Jan-14	Dec-13	Nov-13	Oct-13	Sep-13	Aug-13
Children in Care	64	62	60	59	61	62	61	61	62	62	64	64	54
Caring for own child	69	65	64	64	64	64	62	59	59	59	53	50	84
Asylum seeker	6	6	6	6	6	6	6	6	7	7	7	7	8
Carer not own child	7	7	7	7	7	7	6	7	7	7	6	6	8
Substance Misuse	27	29	35	35	35	34	34	34	33	31	31	28	33
Care Leaver	5	5	5	4	4	3	4	4	6	5	7	8	13
Supervised by YOT	25	26	27	27	27	27	27	26	40	43	41	32	24
Pregnancy	23	23	23	21	19	19	20	22	23	21	22	18	19
Parent not caring for own child	4	4	4	4	4	4	4	4	4	2	2	3	3
SEND (16-18 year olds)	187	187	171	170	173	174	172	172	173	178	176	185	166
SEND (19-24 year olds)	297	305	311	316	344	319	323	329	334	335	337	340	281
Total 16-18 cohort with at least one vulnerable group	345	343	332		329								

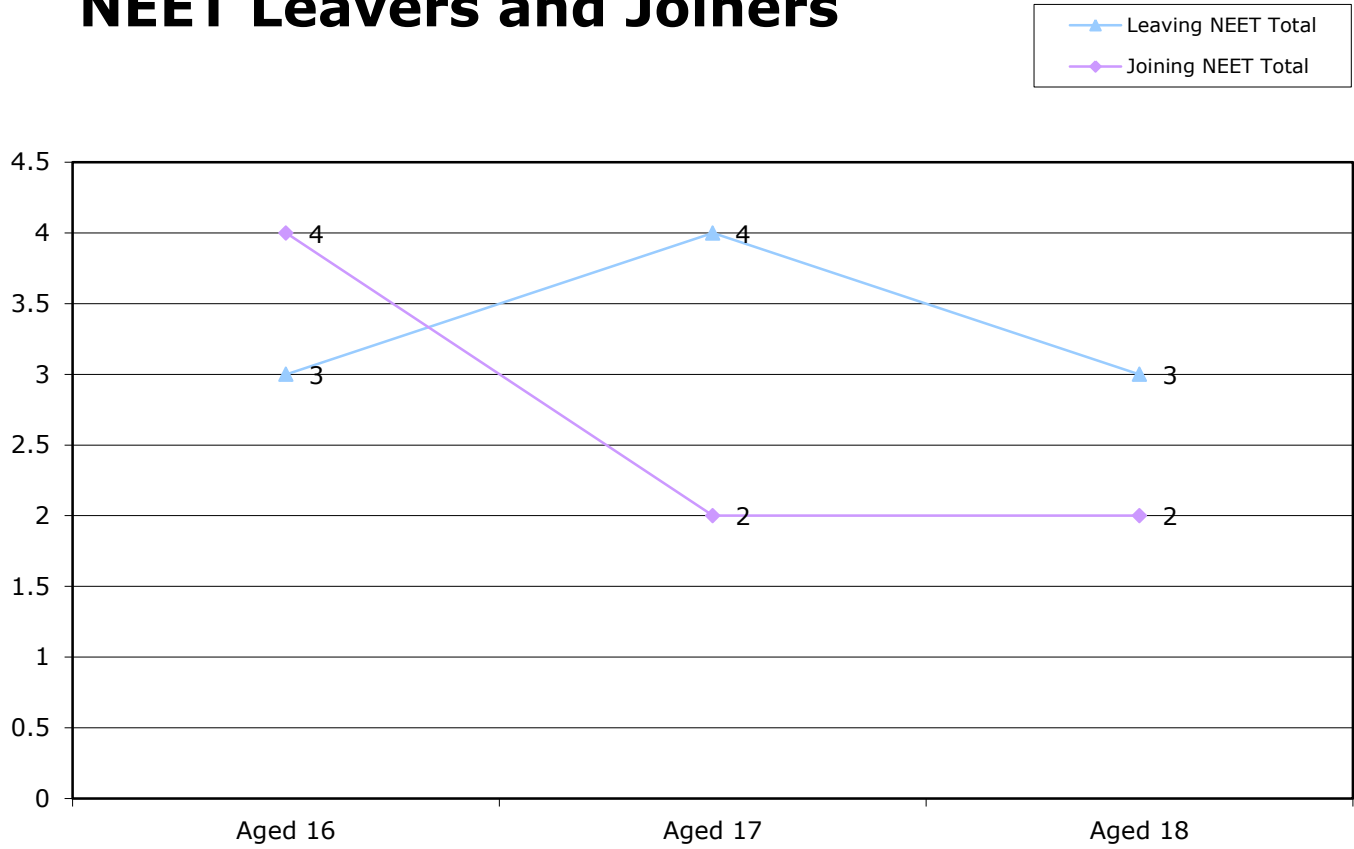
16-18 year old NEET by Vulnerable Group	Aug-14	Jul-14	Jun-14	May-14	Apr-14	Mar-14	Feb-14	Jan-14	Dec-13	Nov-13	Oct-13	Sep-13	Aug-13
Children in Care	20	17	17	15	19	20	15	16	16	14	11	9	9
Caring for own child	50	45	44	44	44	45	41	40	41	41	31	34	59
Asylum seeker	0	0	0	0	0	0	0	0	1	1	0	0	0
Carer not own child	2	2	3	3	3	3	2	3	3	2	1	1	3
Substance Misuse	5	7	13	13	13	11	10	11	13	11	10	9	13
Care Leaver	2	2	3	2	2	1	1	1	2	2	2	3	7
Supervised by YOT	11	13	14	12	14	13	12	14	20	18	16	11	15
Pregnancy	18	17	17	16	14	14	14	16	18	17	15	12	13
Parent not caring for own child	2	2	2	2	2	2	2	3	3	1	1	1	1
SEND (16-18 year olds)	30	32	29	28	31	29	24	23	23	22	20	21	30
SEND (19-24 year olds)	84	84	86	87	96	86	87	86	86	83	84	87	78
Total 16-18 NEET with at least one vulnerable group	109	108	109		109								

16-18 year old Not Knowns by Vulnerable Group	Aug-14	Jul-14	Jun-14	May-14	Apr-14	Mar-14	Feb-14	Jan-14	Dec-13	Nov-13	Oct-13	Sep-13	Aug-13
Children in Care	7	7	5	4	4	0	0	0	0	0	12	34	5
Caring for own child	1	2	2	2	2	0	0	0	1	1	4	9	1
Asylum seeker	2	2	2	2	3	1	1	1	1	1	2	6	0
Carer not own child	1	0	0	0	1	0	0	0	0	0	1	4	0
Substance Misuse	5	6	9	9	8	2	1	1	1	1	8	13	2
Care Leaver	0	0	0	0	0	0	0	0	0	0	2	4	1
Supervised by YOT	4	3	2	1	0	0	0	0	0	0	4	6	0
Pregnancy	1	1	2	2	1	0	0	0	0	0	4	2	0
Parent not caring for own child	1	1	1	0	0	0	0	0	0	0	0	0	0
SEND (16-18 year olds)	11	9	5	5	10	1	0	0	0	0	27	127	12
SEND (19-24 year olds)	177	185	190	195	199	196	199	204	209	209	211	238	181
Total not known with at least one vulnerable group	22	21	21		25								

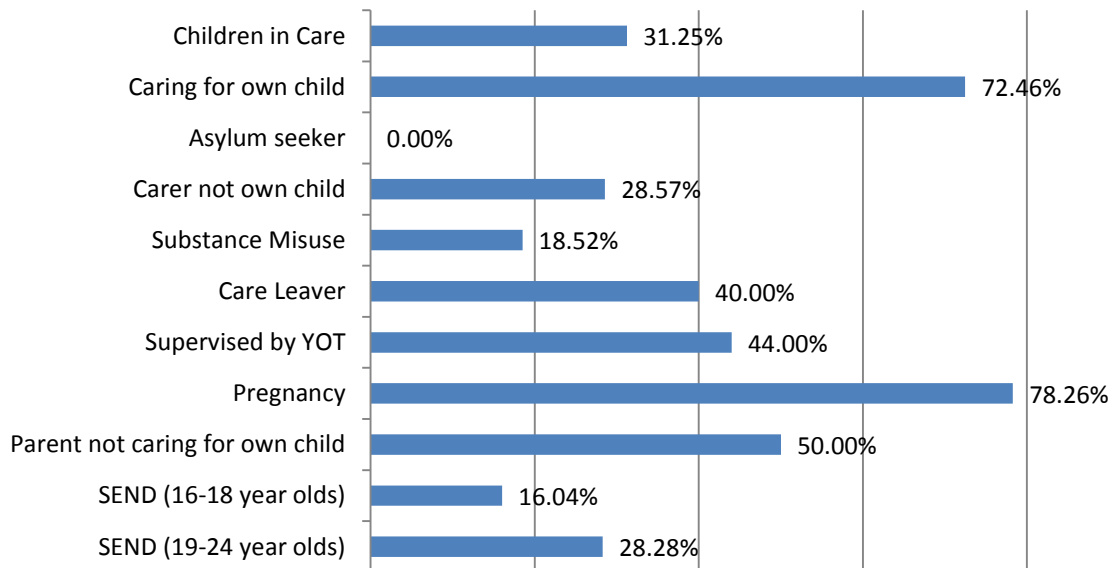
16-18 Year old NEET Leavers & Joiners	Aged 16	Aged 17	Aged 18	16-18 Total	Aged 19
Leaving NEET Total	3	4	3	10	5
Education	0	0	0	0	0
Employment	2	2	2	6	0
Government supported training	1	2	0	3	0
Re-engagement Provision	0	0	1	1	0
NEET in other area	0	0	0	0	0
Custodial Sentence	0	0	0	0	0
Moved Away	0	0	0	0	5
Cannot Be Contacted	0	0	0	0	0
Refused to disclose activity	0	0	0	0	0
Unknown Activity	0	0	0	0	0
Other Reason	0	0	0	0	0
Joining NEET Total	4	2	2	8	0
Education	4	1	0	5	0
Employment	0	0	0	0	0
Government supported training	0	0	1	1	0
Re-engagement Provision	0	0	0	0	0
NEET in other area	0	0	0	0	0
Other (inc custodial sentence)	0	1	1	2	0
Joiners>Leavers	-1	2	1	2	5

16-18 Year Old NEET Labour Market Summary	No	%
Available:		
Working not for reward	2	0.98%
Not yet ready for work or learning	23	11.27%
Start Date agreed	4	1.96%
Seeking EET	175	85.78%
Available Total	204	100%
Unavailable:		
Young carers	1	1.52%
Teenage parents	44	66.67%
Illness	11	16.67%
Pregnancy	9	13.64%
Religious grounds	0	0.00%
Unlikely to be economically active	1	1.52%
Other reason	0	0.00%
Unavailable Total	66	100%

NEET Leavers and Joiners



% of Vulnerable Cohorts who are NEET



Education and Young People's Services Performance Management

NEET Monthly Report - Gravesham

16-18 year old cohort by Vulnerable Group	Aug-14	Jul-14	Jun-14	May-14	Apr-14	Mar-14	Feb-14	Jan-14	Dec-13	Nov-13	Oct-13	Sep-13	Aug-13
Children in Care	54	55	51	48	49	52	52	52	51	50	49	51	49
Caring for own child	40	39	39	39	39	39	39	38	34	31	29	28	56
Asylum seeker	16	16	15	15	15	15	15	15	15	15	13	14	23
Carer not own child	6	6	7	7	7	7	7	7	7	7	7	7	10
Substance Misuse	8	9	9	10	9	9	9	9	9	9	9	8	9
Care Leaver	5	5	5	5	5	5	5	5	5	5	5	6	11
Supervised by YOT	16	17	17	18	18	20	18	19	32	32	33	32	29
Pregnancy	20	20	18	18	18	17	15	14	17	18	17	14	13
Parent not caring for own child	2	2	2	2	2	2	2	2	2	2	2	2	6
SEND (16-18 year olds)	161	161	148	148	149	150	150	151	152	151	138	142	146
SEND (19-24 year olds)	250	252	258	265	297	272	275	279	282	284	285	289	242
Total 16-18 cohort with at least one vulnerable group	286	286	270		268								

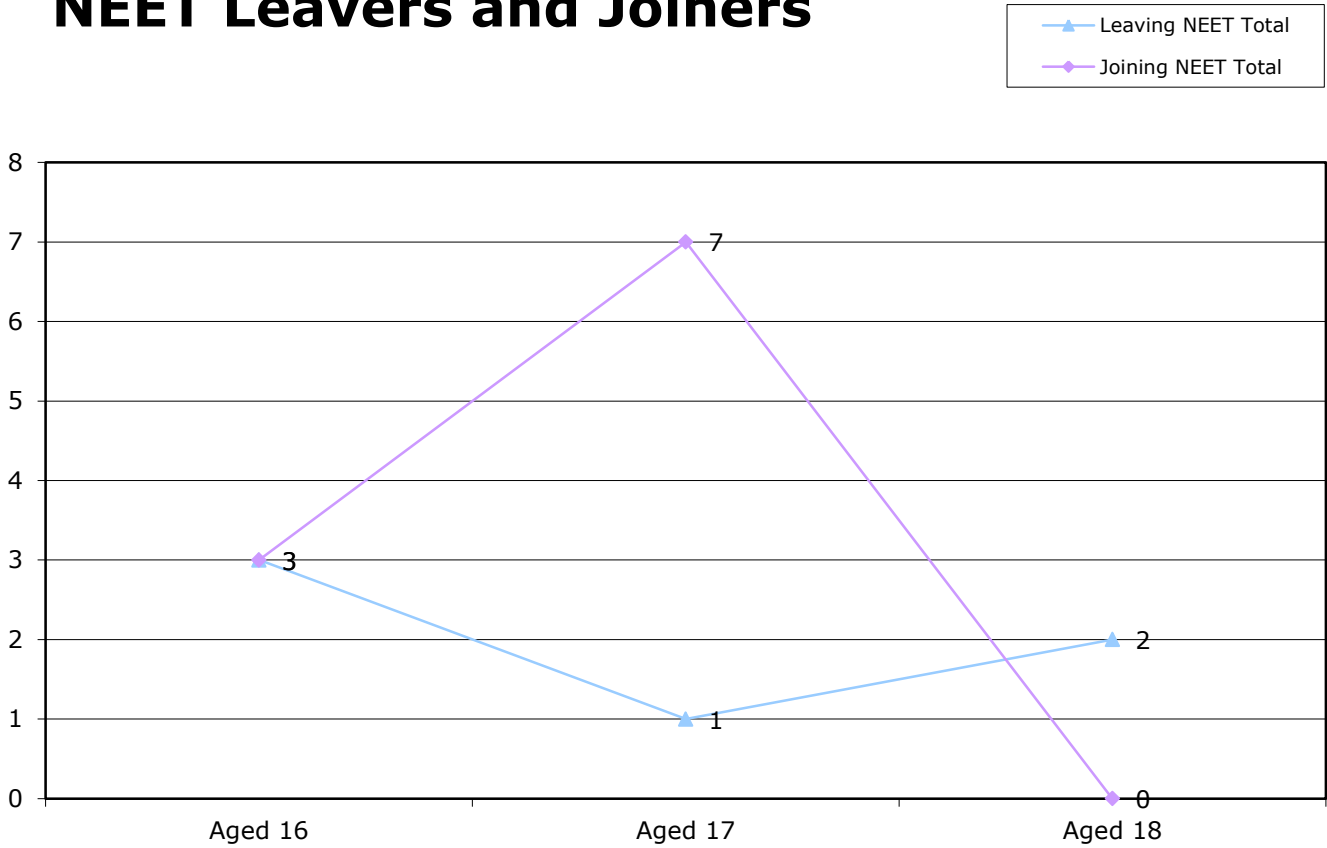
16-18 year old NEET by Vulnerable Group	Aug-14	Jul-14	Jun-14	May-14	Apr-14	Mar-14	Feb-14	Jan-14	Dec-13	Nov-13	Oct-13	Sep-13	Aug-13
Children in Care	13	14	13	9	10	10	10	10	10	9	8	7	5
Caring for own child	29	28	27	27	27	27	28	26	23	20	21	21	41
Asylum seeker	1	1	0	0	0	0	0	0	0	0	1	2	2
Carer not own child	3	3	3	3	3	3	3	3	3	3	3	3	3
Substance Misuse	2	3	3	3	2	1	1	1	1	1	2	0	2
Care Leaver	0	0	0	1	1	1	0	0	0	0	0	1	5
Supervised by YOT	7	8	9	11	12	12	7	7	10	9	8	7	5
Pregnancy	18	18	16	16	15	14	13	12	15	17	15	11	13
Parent not caring for own child	1	1	1	1	1	1	1	1	1	1	1	1	2
SEND (16-18 year olds)	24	23	21	22	25	25	22	24	18	15	12	10	16
SEND (19-24 year olds)	59	57	56	57	65	58	57	58	57	60	60	59	49
Total 16-18 NEET with at least one vulnerable group	84	83	79		79								

16-18 year old Not Knowns by Vulnerable Group	Aug-14	Jul-14	Jun-14	May-14	Apr-14	Mar-14	Feb-14	Jan-14	Dec-13	Nov-13	Oct-13	Sep-13	Aug-13
Children in Care	5	5	6	7	9	7	6	7	9	10	17	32	9
Caring for own child	2	2	3	5	4	2	3	1	1	2	4	4	4
Asylum seeker	4	4	4	4	5	4	4	4	4	5	6	10	4
Carer not own child	0	0	1	1	1	1	1	1	2	2	3	3	2
Substance Misuse	4	4	3	4	4	4	2	1	2	3	2	3	1
Care Leaver	0	0	0	0	0	0	0	0	0	0	1	3	1
Supervised by YOT	4	4	3	4	2	2	1	1	5	6	10	12	6
Pregnancy	0	0	1	0	0	0	0	0	0	0	2	3	0
Parent not caring for own child	0	0	0	0	0	0	0	0	0	0	0	0	1
SEND (16-18 year olds)	24	24	20	20	25	21	19	21	30	32	58	122	21
SEND (19-24 year olds)	169	172	181	183	194	190	192	191	192	193	197	214	164
Total not known with at least one vulnerable group	35	35	34		42								

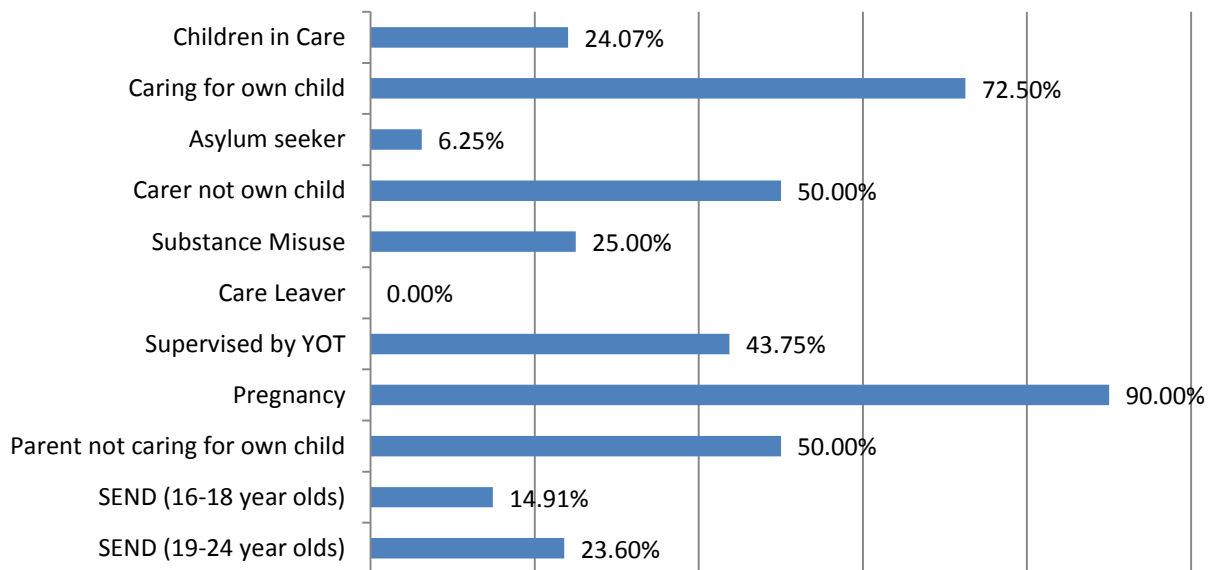
16-18 Year old NEET Leavers & Joiners	Aged 16	Aged 17	Aged 18	16-18 Total	Aged 19
Leaving NEET Total	3	1	2	6	3
Education	0	0	0	0	0
Employment	2	0	0	2	0
Government supported training	1	0	0	1	0
Re-engagement Provision	0	1	2	3	0
NEET in other area	0	0	0	0	0
Custodial Sentence	0	0	0	0	0
Moved Away	0	0	0	0	3
Cannot Be Contacted	0	0	0	0	0
Refused to disclose activity	0	0	0	0	0
Unknown Activity	0	0	0	0	0
Other Reason	0	0	0	0	0
Joining NEET Total	3	7	0	10	1
Education	2	1	0	3	0
Employment	0	0	0	0	1
Government supported training	1	1	0	2	0
Re-engagement Provision	0	0	0	0	0
NEET in other area	0	0	0	0	0
Other (inc custodial sentence)	0	5	0	5	0
Joiners>Leavers	0	-6	2	-4	2

16-18 Year Old NEET Labour Market Summary	No	%
Available:		
Working not for reward	0	0.00%
Not yet ready for work or learning	8	4.65%
Start Date agreed	1	0.58%
Seeking EET	163	94.77%
Available Total	172	100%
Unavailable:		
Young carers	1	1.61%
Teenage parents	24	38.71%
Illness	26	41.94%
Pregnancy	11	17.74%
Religious grounds	0	0.00%
Unlikely to be economically active	0	0.00%
Other reason	0	0.00%
Unavailable Total	62	100%

NEET Leavers and Joiners



% of Vulnerable Cohorts who are NEET



Education and Young People's Services Performance Management

NEET Monthly Report - Maidstone

16-18 year old cohort by Vulnerable Group	Aug-14	Jul-14	Jun-14	May-14	Apr-14	Mar-14	Feb-14	Jan-14	Dec-13	Nov-13	Oct-13	Sep-13	Aug-13
Children in Care	53	53	52	48	47	44	44	43	41	42	46	50	66
Caring for own child	54	52	48	48	48	48	48	48	46	41	39	39	87
Asylum seeker	10	10	10	10	10	10	11	11	11	10	12	13	23
Carer not own child	10	10	10	10	10	9	9	9	9	9	12	12	15
Substance Misuse	12	14	14	14	14	13	12	11	11	10	9	9	8
Care Leaver	5	5	5	5	5	5	5	5	5	5	2	2	4
Supervised by YOT	14	16	16	17	16	15	17	16	25	24	23	26	23
Pregnancy	12	12	8	8	7	7	7	7	8	9	7	6	12
Parent not caring for own child	1	1	2	2	1	1	1	1	1	2	3	3	4
SEND (16-18 year olds)	229	228	212	212	210	210	210	209	208	207	199	201	227
SEND (19-24 year olds)	359	363	370	379	429	385	389	391	393	397	404	406	328
Total 16-18 cohort with at least one vulnerable group	364	362	342		335								

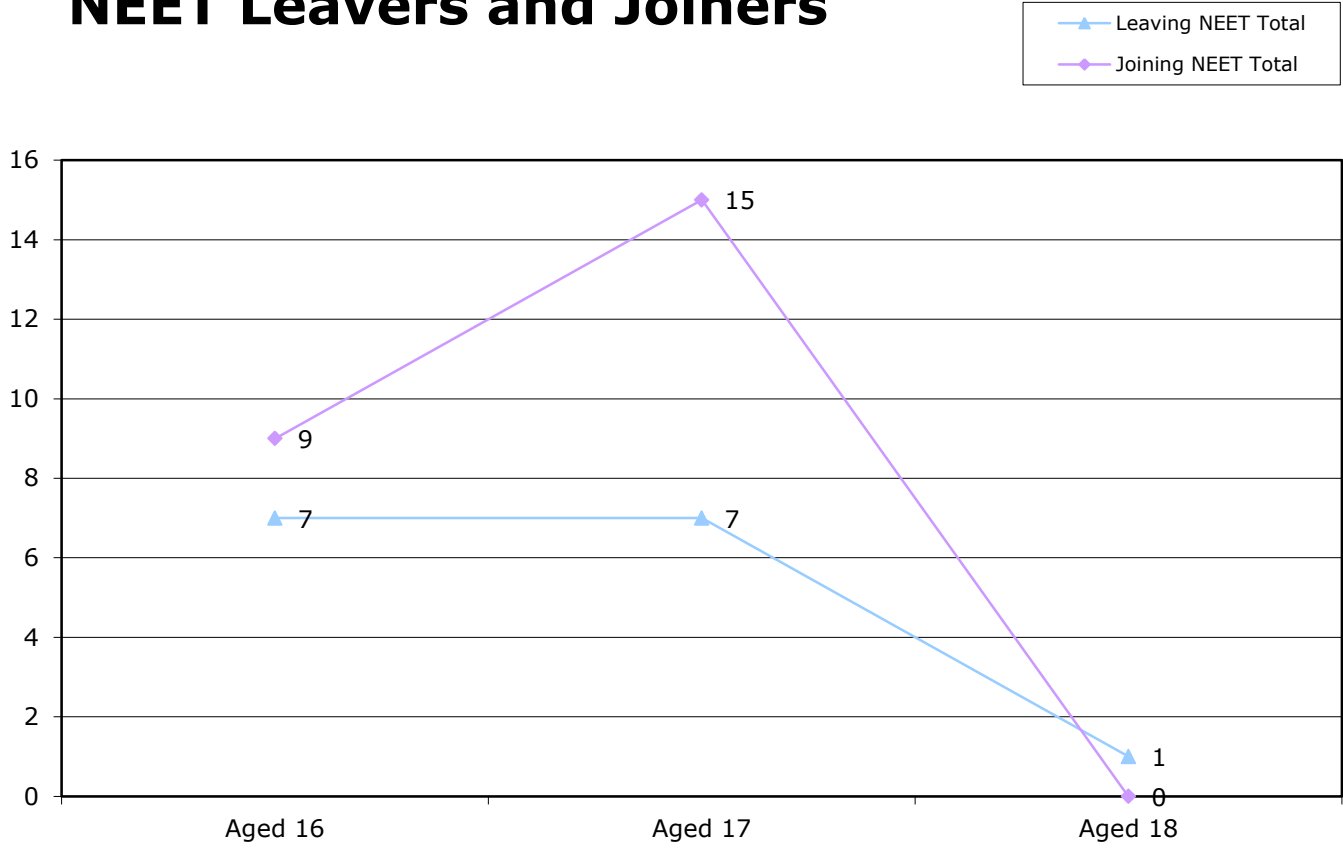
16-18 year old NEET by Vulnerable Group	Aug-14	Jul-14	Jun-14	May-14	Apr-14	Mar-14	Feb-14	Jan-14	Dec-13	Nov-13	Oct-13	Sep-13	Aug-13
Children in Care	16	16	14	14	14	12	12	13	11	8	8	5	14
Caring for own child	39	39	36	36	36	38	38	38	33	26	25	25	61
Asylum seeker	1	1	1	1	1	1	1	1	1	0	0	0	1
Carer not own child	8	8	5	5	6	6	6	6	6	5	4	4	9
Substance Misuse	4	6	7	7	6	6	5	5	5	4	2	1	4
Care Leaver	1	1	1	1	1	1	1	1	1	1	0	0	1
Supervised by YOT	7	8	8	8	7	6	8	8	10	6	3	4	7
Pregnancy	12	12	8	8	7	7	7	7	8	9	7	5	7
Parent not caring for own child	1	1	2	2	1	1	1	1	0	1	2	1	3
SEND (16-18 year olds)	27	26	23	21	19	19	19	17	16	16	14	11	24
SEND (19-24 year olds)	90	90	92	95	99	96	96	95	93	91	92	94	84
Total 16-18 NEET with at least one vulnerable group	94	98	88		83								

16-18 year old Not Knowns by Vulnerable Group	Aug-14	Jul-14	Jun-14	May-14	Apr-14	Mar-14	Feb-14	Jan-14	Dec-13	Nov-13	Oct-13	Sep-13	Aug-13
Children in Care	7	6	12	8	7	6	4	4	3	10	17	34	17
Caring for own child	4	5	6	6	4	4	3	2	5	7	9	5	9
Asylum seeker	2	1	5	2	2	2	1	1	1	5	7	10	7
Carer not own child	0	0	1	1	0	0	0	0	0	1	3	7	1
Substance Misuse	1	1	3	2	5	2	1	1	0	1	2	3	0
Care Leaver	1	2	2	2	1	0	0	0	0	0	0	0	0
Supervised by YOT	2	4	4	5	2	1	1	1	2	2	5	9	2
Pregnancy	0	0	0	0	0	0	0	0	0	0	0	0	3
Parent not caring for own child	0	0	0	0	0	0	0	0	0	0	0	0	0
SEND (16-18 year olds)	21	22	22	25	25	18	14	15	20	31	55	170	32
SEND (19-24 year olds)	225	226	233	250	263	257	257	258	261	246	259	265	173
Total not known with at least one vulnerable group	35	39	50		42								

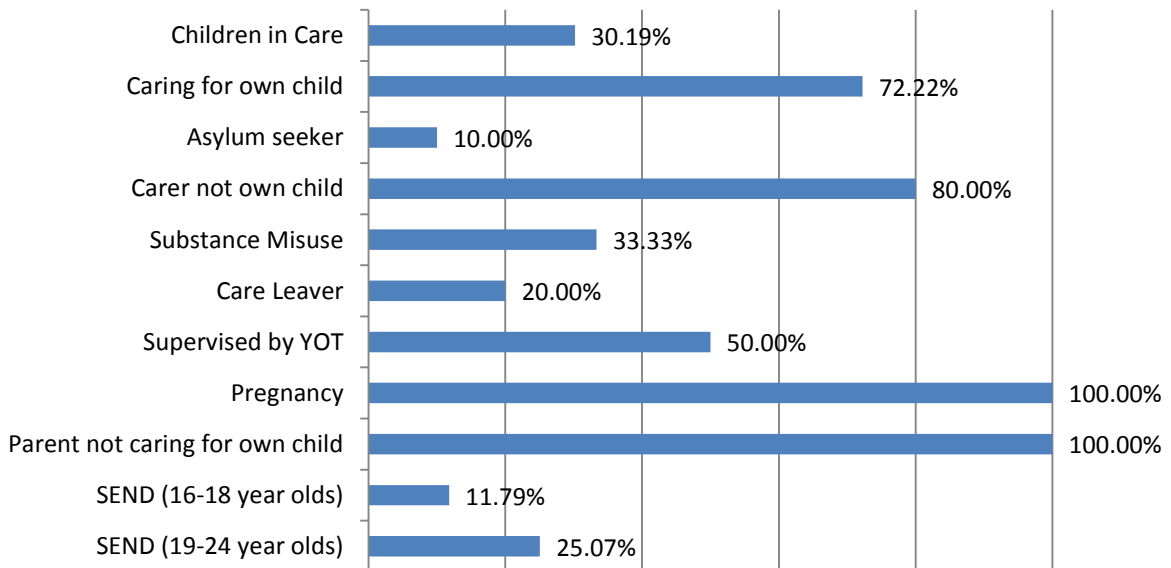
16-18 Year old NEET Leavers & Joiners	Aged 16	Aged 17	Aged 18	16-18 Total	Aged 19
Leaving NEET Total	7	7	1	15	7
Education	0	0	0	0	0
Employment	1	1	0	2	0
Government supported training	2	0	0	2	0
Re-engagement Provision	4	6	1	11	0
NEET in other area	0	0	0	0	0
Custodial Sentence	0	0	0	0	0
Moved Away	0	0	0	0	7
Cannot Be Contacted	0	0	0	0	0
Refused to disclose activity	0	0	0	0	0
Unknown Activity	0	0	0	0	0
Other Reason	0	0	0	0	0
Joining NEET Total	9	15	0	24	2
Education	3	3	0	6	1
Employment	0	0	0	0	0
Government supported training	2	1	0	3	1
Re-engagement Provision	0	0	0	0	0
NEET in other area	0	0	0	0	0
Other (inc custodial sentence)	4	11	0	15	0
Joiners>Leavers	-2	-8	1	-9	5

16-18 Year Old NEET Labour Market Summary	No	%
Available:		
Working not for reward	3	1.15%
Not yet ready for work or learning	22	8.46%
Start Date agreed	12	4.62%
Seeking EET	223	85.77%
Available Total	260	100%
Unavailable:		
Young carers	3	7.50%
Teenage parents	21	52.50%
Illness	11	27.50%
Pregnancy	4	10.00%
Religious grounds	0	0.00%
Unlikely to be economically active	1	2.50%
Other reason	0	0.00%
Unavailable Total	40	100%

NEET Leavers and Joiners



% of Vulnerable Cohorts who are NEET



Education and Young People's Services Performance Management
NEET Monthly Report - Sevenoaks

16-18 year old cohort by Vulnerable Group	Aug-14	Jul-14	Jun-14	May-14	Apr-14	Mar-14	Feb-14	Jan-14	Dec-13	Nov-13	Oct-13	Sep-13	Aug-13
Children in Care	21	21	19	18	18	18	18	18	18	17	18	20	19
Caring for own child	24	22	23	22	22	21	21	19	18	15	14	13	31
Asylum seeker	0	0	0	0	0	0	0	0	0	0	0	0	0
Carer not own child	5	5	5	5	5	5	4	4	4	5	5	4	6
Substance Misuse	7	7	7	8	8	9	8	8	9	9	8	8	6
Care Leaver	0	0	0	0	0	0	0	0	0	0	0	0	0
Supervised by YOT	11	12	13	14	15	16	15	14	25	22	22	19	23
Pregnancy	6	6	5	5	4	4	4	4	4	5	5	5	7
Parent not caring for own child	0	0	0	0	1	1	1	1	1	0	0	0	0
SEND (16-18 year olds)	127	127	120	119	120	120	120	120	120	116	125	145	131
SEND (19-24 year olds)	188	191	195	197	230	203	205	205	210	213	217	223	180
Total 16-18 cohort with at least one vulnerable group	178	178	171		170								

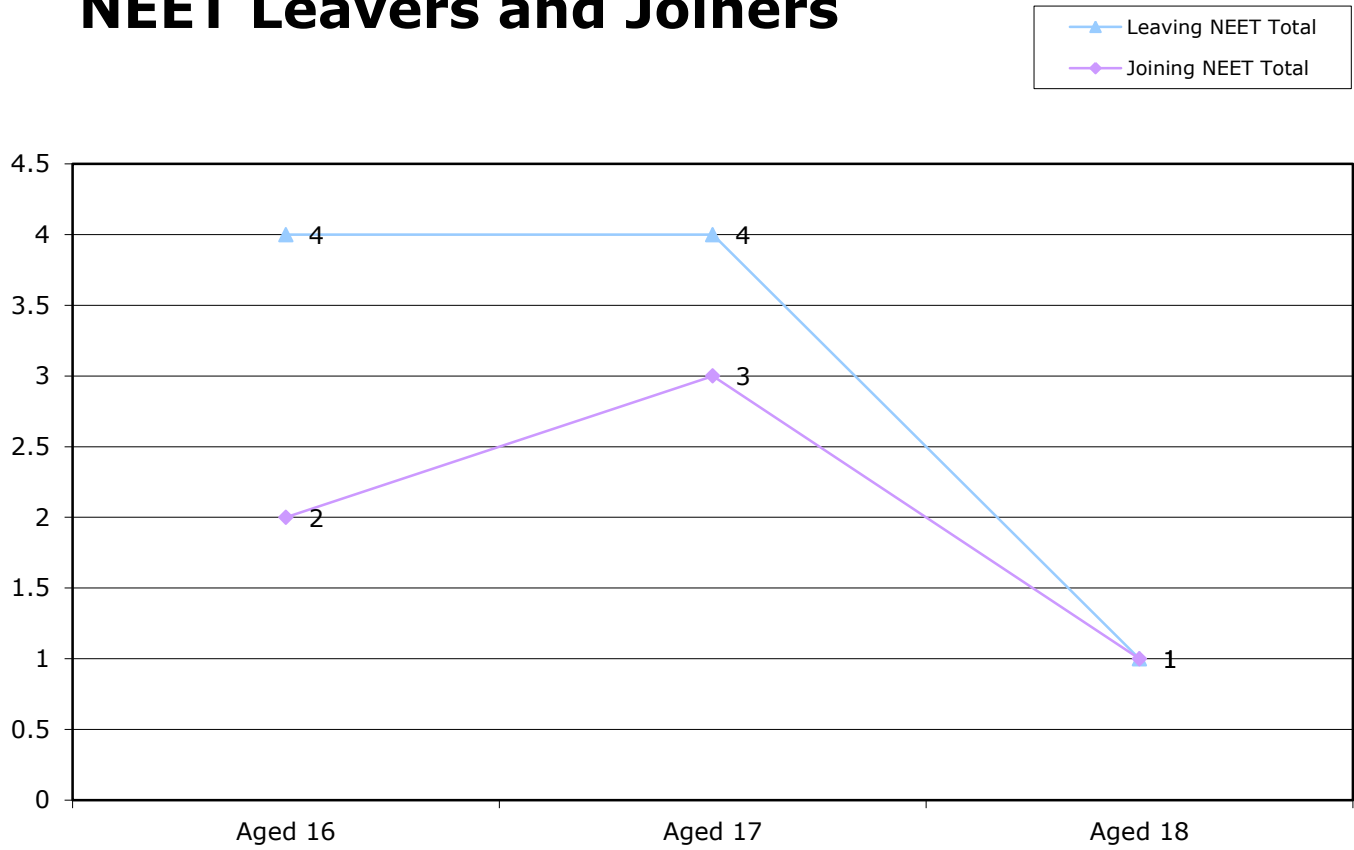
16-18 year old NEET by Vulnerable Group	Aug-14	Jul-14	Jun-14	May-14	Apr-14	Mar-14	Feb-14	Jan-14	Dec-13	Nov-13	Oct-13	Sep-13	Jul-13
Children in Care	1	1	2	2	2	2	2	2	2	1	1	2	3
Caring for own child	15	15	18	17	18	17	18	16	15	12	12	11	23
Asylum seeker	0	0	0	0	0	0	0	0	0	0	0	0	0
Carer not own child	3	3	3	3	3	3	2	2	2	2	2	1	2
Substance Misuse	2	2	2	2	2	3	1	1	2	2	1	1	3
Care Leaver	0	0	0	0	0	0	0	0	0	0	0	0	0
Supervised by YOT	4	3	3	2	5	6	6	5	8	8	9	6	7
Pregnancy	4	4	3	3	2	2	2	2	2	3	3	3	2
Parent not caring for own child	0	0	0	0	1	1	1	1	1	0	0	0	0
SEND (16-18 year olds)	10	10	8	7	9	9	9	9	11	9	10	5	13
SEND (19-24 year olds)	27	26	26	26	28	26	24	24	24	24	22	21	15
Total 16-18 NEET with at least one vulnerable group	31	32	33		34								

16-18 year old Not Knowns by Vulnerable Group	Aug-14	Jul-14	Jun-14	May-14	Apr-14	Mar-14	Feb-14	Jan-14	Dec-13	Nov-13	Oct-13	Sep-13	Aug-13
Children in Care	0	1	0	0	1	0	0	0	1	3	2	10	2
Caring for own child	1	1	2	2	1	1	1	1	1	1	1	1	2
Asylum seeker	0	0	0	0	0	0	0	0	0	0	0	0	0
Carer not own child	0	0	0	0	0	0	0	0	0	1	1	2	1
Substance Misuse	0	1	1	1	0	0	0	0	0	3	3	3	0
Care Leaver	0	0	0	0	0	0	0	0	0	0	0	0	0
Supervised by YOT	1	3	2	3	3	1	0	0	0	1	3	6	1
Pregnancy	0	0	0	0	0	0	0	0	0	1	1	1	0
Parent not caring for own child	0	0	0	0	0	0	0	0	0	0	0	0	0
SEND (16-18 year olds)	15	16	11	10	9	3	3	3	2	2	6	131	15
SEND (19-24 year olds)	115	129	133	134	144	139	142	143	145	147	163	175	123
Total not known with at least one vulnerable group	17	21	15		12								

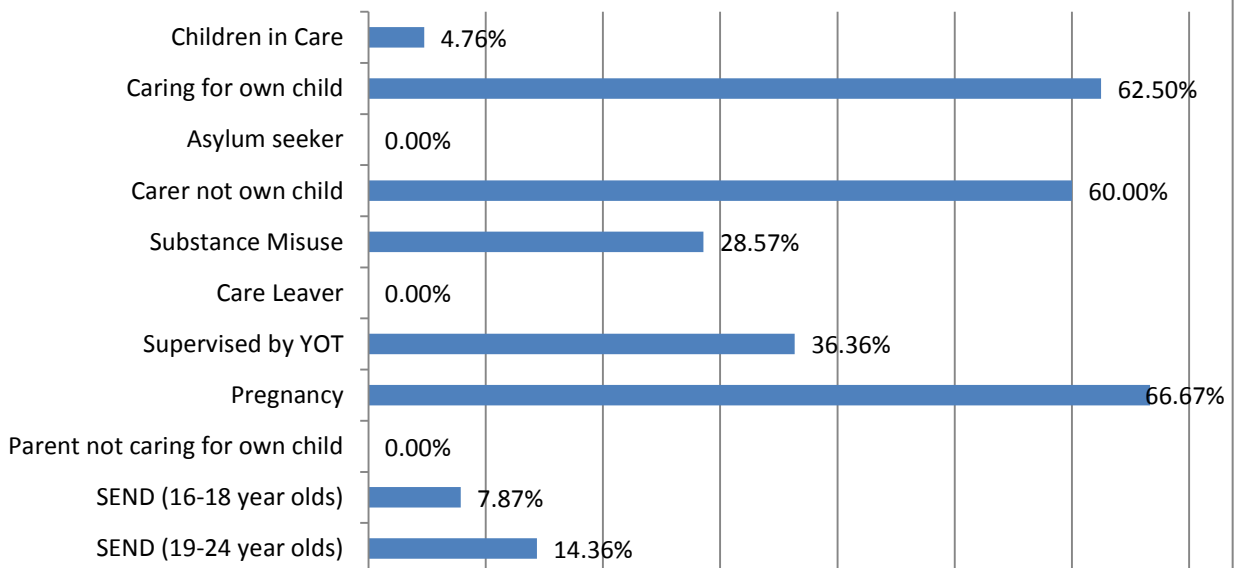
16-18 Year old NEET Leavers & Joiners	Aged 16	Aged 17	Aged 18	16-18 Total	Aged 19
Leaving NEET Total	4	4	1	9	4
Education	0	0	0	0	0
Employment	0	1	0	1	0
Government supported training	0	0	0	0	1
Re-engagement Provision	4	2	1	7	0
NEET in other area	0	1	0	1	0
Custodial Sentence	0	0	0	0	0
Moved Away	0	0	0	0	3
Cannot Be Contacted	0	0	0	0	0
Refused to disclose activity	0	0	0	0	0
Unknown Activity	0	0	0	0	0
Other Reason	0	0	0	0	0
Joining NEET Total	2	3	1	6	1
Education	0	1	1	2	0
Employment	0	0	0	0	0
Government supported training	0	1	0	1	0
Re-engagement Provision	0	0	0	0	0
NEET in other area	0	0	0	0	0
Other (inc custodial sentence)	2	1	0	3	1
Joiners>Leavers	2	1	0	3	3

16-18 Year Old NEET Labour Market Summary	No	%
Available:		
Working not for reward	6	7.89%
Not yet ready for work or learning	5	6.58%
Start Date agreed	2	2.63%
Seeking EET	63	82.89%
Available Total	76	100%
Unavailable:		
Young carers	2	7.41%
Teenage parents	13	48.15%
Illness	10	37.04%
Pregnancy	2	7.41%
Religious grounds	0	0.00%
Unlikely to be economically active	0	0.00%
Other reason	0	0.00%
Unavailable Total	27	100%

NEET Leavers and Joiners



% of Vulnerable Cohorts who are NEET



Education and Young People's Services Performance Management

NEET Monthly Report - Shepway

16-18 year old cohort by Vulnerable Group	Aug-14	Jul-14	Jun-14	May-14	Apr-14	Mar-14	Feb-14	Jan-14	Dec-13	Nov-13	Oct-13	Sep-13	Aug-13
Children in Care	66	66	59	57	57	57	59	59	58	60	57	58	52
Caring for own child	48	45	44	44	44	44	43	42	41	38	34	33	79
Asylum seeker	8	8	8	8	8	8	8	8	8	8	9	8	10
Carer not own child	4	4	4	4	4	4	4	4	4	4	4	4	10
Substance Misuse	19	24	24	24	24	23	24	25	26	28	26	25	28
Care Leaver	15	14	14	15	15	15	13	13	13	13	13	13	28
Supervised by YOT	7	10	9	14	14	13	15	15	22	23	24	25	19
Pregnancy	23	23	23	21	20	20	16	17	15	16	15	7	20
Parent not caring for own child	4	4	4	4	4	4	4	5	4	3	3	3	5
SEND (16-18 year olds)	160	160	148	148	149	147	148	149	147	144	144	143	147
SEND (19-24 year olds)	239	246	246	249	284	252	257	259	262	264	269	270	219
Total 16-18 cohort with at least one vulnerable group	306	309	291		293								

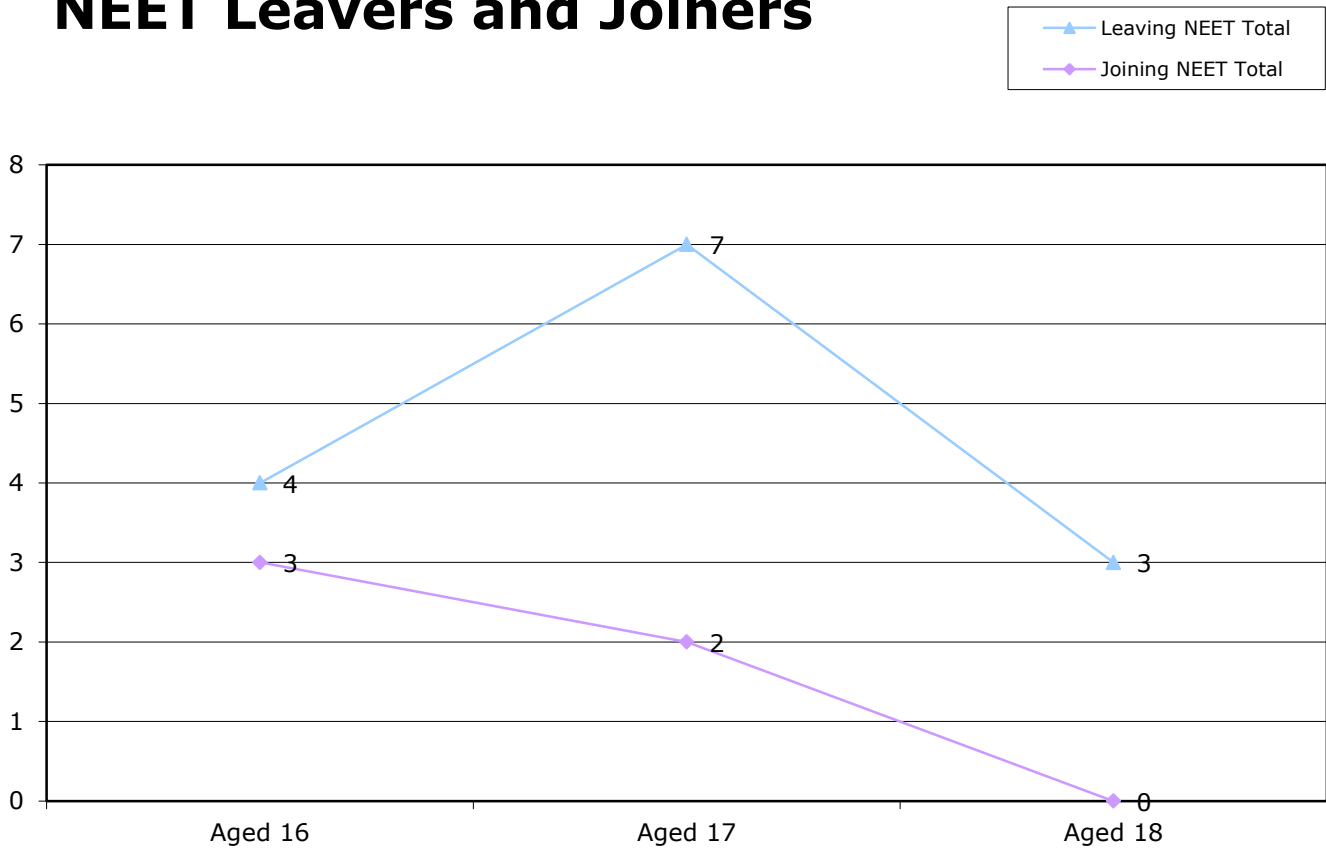
16-18 year old NEET by Vulnerable Group	Aug-14	Jul-14	Jun-14	May-14	Apr-14	Mar-14	Feb-14	Jan-14	Dec-13	Nov-13	Oct-13	Sep-13	Aug-13
Children in Care	14	15	16	14	15	16	19	17	17	16	14	16	17
Caring for own child	25	27	27	27	26	26	28	29	27	25	21	19	49
Asylum seeker	1	1	1	1	2	3	3	2	2	2	2	2	2
Carer not own child	1	1	1	1	1	1	2	2	2	2	2	2	6
Substance Misuse	5	10	12	12	13	12	11	12	13	14	13	12	14
Care Leaver	8	8	8	8	8	8	5	6	6	6	7	7	13
Supervised by YOT	1	5	4	6	6	5	6	7	10	11	10	13	9
Pregnancy	18	18	18	16	15	15	12	12	10	10	6	2	12
Parent not caring for own child	3	3	2	2	2	2	2	3	1	1	3	3	4
SEND (16-18 year olds)	23	24	21	18	17	18	15	16	16	15	10	9	19
SEND (19-24 year olds)	71	50	49	50	56	51	51	52	54	55	63	70	61
Total 16-18 NEET with at least one vulnerable group	82	92	91		87								

16-18 year old Not Knowns by Vulnerable Group	Aug-14	Jul-14	Jun-14	May-14	Apr-14	Mar-14	Feb-14	Jan-14	Dec-13	Nov-13	Oct-13	Sep-13	Aug-13
Children in Care	8	7	6	7	5	3	3	4	5	6	16	36	3
Caring for own child	4	3	4	1	3	2	1	1	1	1	2	8	4
Asylum seeker	4	5	5	5	4	4	4	4	3	2	3	4	3
Carer not own child	1	1	1	0	0	0	0	0	0	0	1	1	1
Substance Misuse	3	3	4	4	6	1	0	0	1	3	5	11	1
Care Leaver	3	4	5	6	5	4	2	2	2	2	2	4	4
Supervised by YOT	2	3	1	2	2	1	1	1	2	1	4	8	3
Pregnancy	0	0	0	0	1	0	0	0	0	0	2	5	1
Parent not caring for own child	0	1	1	1	0	0	0	0	1	0	0	0	0
SEND (16-18 year olds)	7	8	6	12	11	5	3	3	4	4	14	72	9
SEND (19-24 year olds)	111	140	143	144	147	139	144	144	145	142	146	176	104
Total not known with at least one vulnerable group	24	25	27		31								

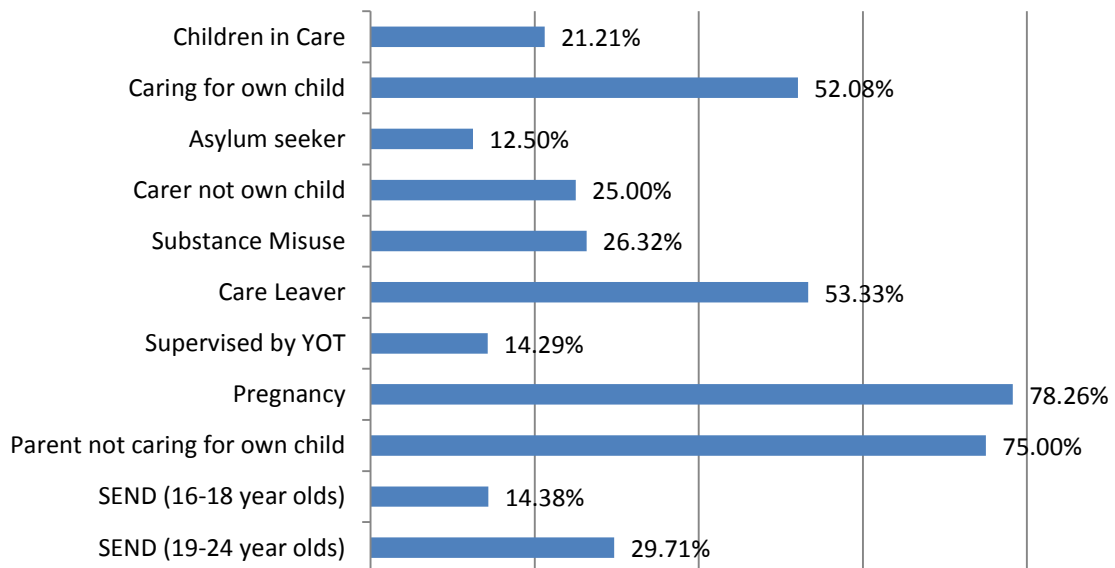
16-18 Year old NEET Leavers & Joiners	Aged 16	Aged 17	Aged 18	16-18 Total	Aged 19
Leaving NEET Total	4	7	3	14	12
Education	0	1	0	1	0
Employment	2	5	1	8	0
Government supported training	0	0	2	2	0
Re-engagement Provision	1	0	0	1	0
NEET in other area	0	0	0	0	0
Custodial Sentence	0	0	0	0	0
Moved Away	0	0	0	0	12
Cannot Be Contacted	0	0	0	0	0
Refused to disclose activity	0	0	0	0	0
Unknown Activity	0	0	0	0	0
Other Reason	1	1	0	2	0
Joining NEET Total	3	2	0	5	3
Education	2	1	0	3	0
Employment	1	1	0	2	0
Government supported training	0	0	0	0	0
Re-engagement Provision	0	0	0	0	0
NEET in other area	0	0	0	0	0
Other (inc custodial sentence)	0	0	0	0	3
Joiners>Leavers	1	5	3	9	9

16-18 Year Old NEET Labour Market Summary	No	%
Available:		
Working not for reward	4	2.25%
Not yet ready for work or learning	14	7.87%
Start Date agreed	4	2.25%
Seeking EET	156	87.64%
Available Total	178	100%
Unavailable:		
Young carers	1	1.82%
Teenage parents	22	40.00%
Illness	16	29.09%
Pregnancy	12	21.82%
Religious grounds	0	0.00%
Unlikely to be economically active	4	7.27%
Other reason	0	0.00%
Unavailable Total	55	100%

NEET Leavers and Joiners



% of Vulnerable Cohorts who are NEET



Education and Young People's Services Performance Management

NEET Monthly Report - Swale

16-18 year old cohort by Vulnerable Group	Aug-14	Jul-14	Jun-14	May-14	Apr-14	Mar-14	Feb-14	Jan-14	Dec-13	Nov-13	Oct-13	Sep-13	Aug-13
Children in Care	89	90	86	84	83	83	83	83	83	83	85	79	78
Caring for own child	84	79	79	79	79	79	79	77	76	68	58	51	111
Asylum seeker	5	6	6	6	6	6	6	6	7	5	6	6	7
Carer not own child	9	9	9	9	9	9	9	9	10	10	10	10	15
Substance Misuse	6	6	6	6	6	6	6	6	6	6	6	6	3
Care Leaver	8	8	8	8	9	9	7	7	7	7	6	5	14
Supervised by YOT	19	20	21	21	21	22	20	19	26	25	26	30	19
Pregnancy	23	23	22	21	21	21	21	23	21	24	26	28	31
Parent not caring for own child	1	1	1	1	1	1	1	1	1	2	2	1	1
SEND (16-18 year olds)	251	251	235	234	232	230	229	228	231	227	233	216	227
SEND (19-24 year olds)	343	348	351	357	422	366	368	372	378	386	392	396	330
Total 16-18 cohort with at least one vulnerable group	444	441	420		416								

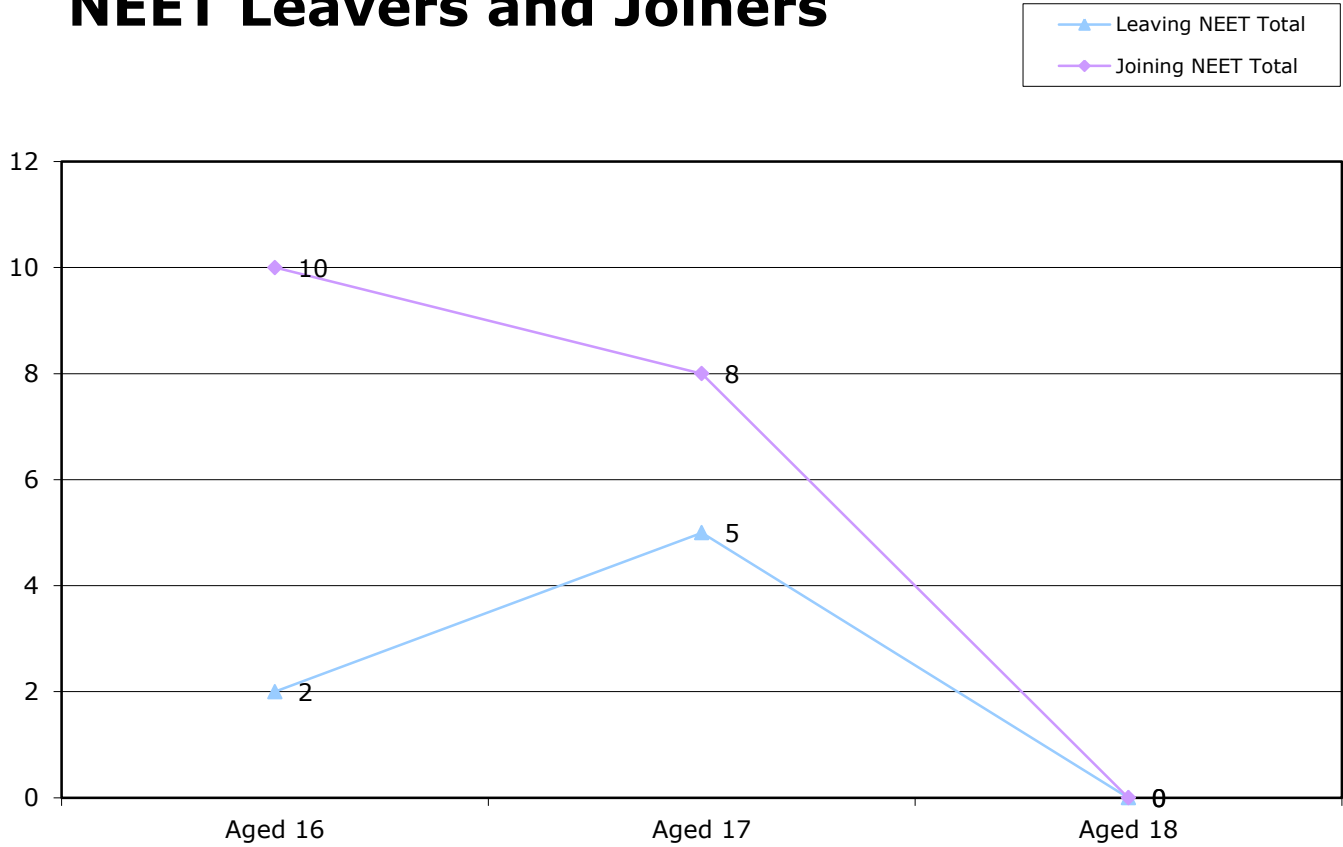
16-18 year old NEET by Vulnerable Group	Aug-14	Jul-14	Jun-14	May-14	Apr-14	Mar-14	Feb-14	Jan-14	Dec-13	Nov-13	Oct-13	Sep-13	Aug-13
Children in Care	16	15	16	16	14	13	11	11	13	13	12	15	12
Caring for own child	61	60	60	60	60	59	59	59	58	49	40	35	76
Asylum seeker	1	1	1	1	1	1	0	0	1	0	0	1	0
Carer not own child	1	1	1	1	1	1	1	1	2	2	3	3	6
Substance Misuse	1	1	1	1	1	1	1	1	1	1	0	0	0
Care Leaver	4	3	3	3	4	4	3	3	2	2	2	0	5
Supervised by YOT	5	5	7	7	7	7	6	6	10	9	8	8	5
Pregnancy	14	14	12	11	11	11	11	13	11	11	12	15	18
Parent not caring for own child	0	0	0	0	0	0	0	0	0	0	0	0	0
SEND (16-18 year olds)	46	47	39	37	37	36	37	35	30	29	26	24	35
SEND (19-24 year olds)	94	94	95	95	108	97	98	99	99	101	104	109	97
Total 16-18 NEET with at least one vulnerable group	133	132	124		120								

16-18 year old Not Knowns by Vulnerable Group	Aug-14	Jul-14	Jun-14	May-14	Apr-14	Mar-14	Feb-14	Jan-14	Dec-13	Nov-13	Oct-13	Sep-13	Aug-13
Children in Care	7	7	8	5	3	1	1	1	3	7	21	49	8
Caring for own child	7	9	12	10	6	6	5	4	4	5	7	7	17
Asylum seeker	0	0	0	0	0	0	0	0	1	1	2	5	1
Carer not own child	3	2	2	2	2	2	2	1	1	1	2	6	0
Substance Misuse	0	1	1	1	1	0	0	0	0	1	2	5	0
Care Leaver	2	2	2	2	2	1	1	1	1	2	2	4	4
Supervised by YOT	4	3	3	1	1	0	1	0	0	0	2	10	0
Pregnancy	3	3	4	3	3	2	1	1	2	5	6	7	2
Parent not caring for own child	0	0	0	0	0	0	0	0	0	0	0	0	0
SEND (16-18 year olds)	21	20	16	17	15	12	7	5	10	13	42	121	23
SEND (19-24 year olds)	190	195	201	216	226	220	221	222	217	217	214	237	149
Total not known with at least one vulnerable group	40	41	44		31								

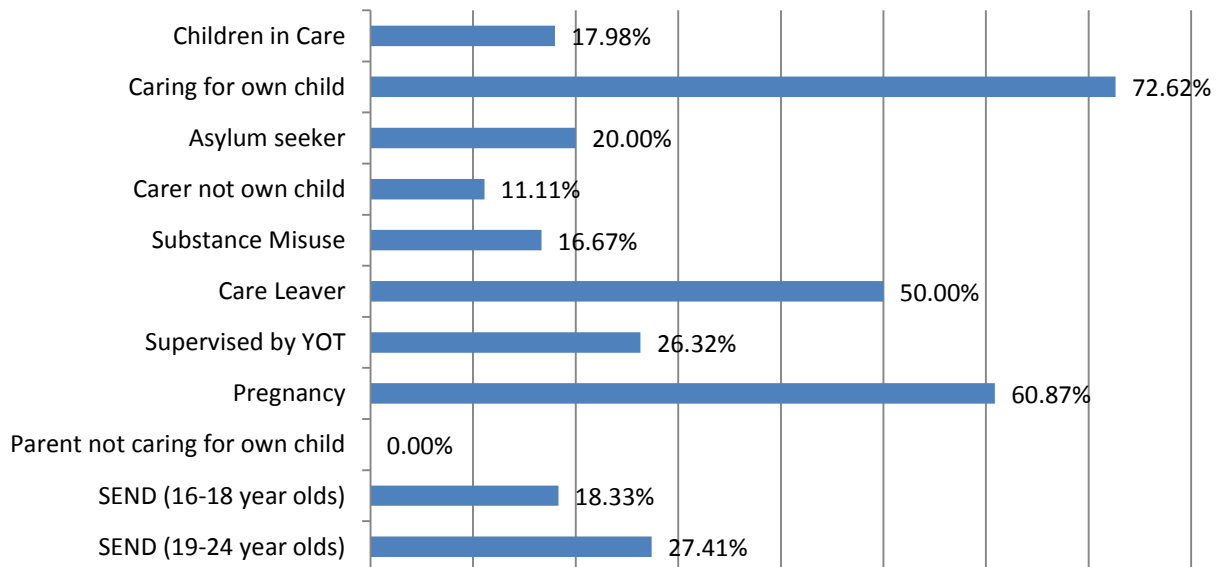
16-18 Year old NEET Leavers & Joiners	Aged 16	Aged 17	Aged 18	16-18 Total	Aged 19
Leaving NEET Total	2	5	0	7	13
Education	0	0	0	0	0
Employment	0	3	0	3	0
Government supported training	0	1	0	1	0
Re-engagement Provision	2	1	0	3	0
NEET in other area	0	0	0	0	0
Custodial Sentence	0	0	0	0	0
Moved Away	0	0	0	0	13
Cannot Be Contacted	0	0	0	0	0
Refused to disclose activity	0	0	0	0	0
Unknown Activity	0	0	0	0	0
Other Reason	0	0	0	0	0
Joining NEET Total	10	8	0	18	0
Education	3	1	0	4	0
Employment	1	0	0	1	0
Government supported training	2	0	0	2	0
Re-engagement Provision	0	0	0	0	0
NEET in other area	0	0	0	0	0
Other (inc custodial sentence)	4	7	0	11	0
Joiners>Leavers	-8	-3	0	-11	13

16-18 Year Old NEET Labour Market Summary	No	%
Available:		
Working not for reward	4	1.54%
Not yet ready for work or learning	18	6.92%
Start Date agreed	10	3.85%
Seeking EET	228	87.69%
Available Total	260	100%
Unavailable:		
Young carers	1	0.99%
Teenage parents	54	53.47%
Illness	37	36.63%
Pregnancy	7	6.93%
Religious grounds	0	0.00%
Unlikely to be economically active	2	1.98%
Other reason	0	0.00%
Unavailable Total	101	100%

NEET Leavers and Joiners



% of Vulnerable Cohorts who are NEET



Education and Young People's Services Performance Management

NEET Monthly Report - Thanet

16-18 year old cohort by Vulnerable Group	Aug-14	Jul-14	Jun-14	May-14	Apr-14	Mar-14	Feb-14	Jan-14	Dec-13	Nov-13	Oct-13	Sep-13	Aug-13
Children in Care	155	155	152	151	151	150	150	152	154	156	159	166	170
Caring for own child	117	80	79	79	79	78	75	74	71	67	60	55	124
Asylum seeker	5	5	5	5	5	5	5	5	6	7	9	10	16
Carer not own child	9	9	8	8	8	8	8	8	7	7	7	7	17
Substance Misuse	17	18	19	20	20	20	20	18	19	19	20	22	31
Care Leaver	10	10	10	11	11	11	11	10	10	10	11	10	31
Supervised by YOT	25	26	25	31	31	31	30	29	64	67	69	72	65
Pregnancy	29	36	33	34	31	32	33	33	33	34	32	24	29
Parent not caring for own child	3	3	3	3	3	3	3	2	2	2	2	2	8
SEND (16-18 year olds)	309	307	263	266	270	274	275	277	278	275	279	292	275
SEND (19-24 year olds)	371	381	390	398	460	416	427	431	438	445	450	455	360
Total 16-18 cohort with at least one vulnerable group	572	543	509		515								

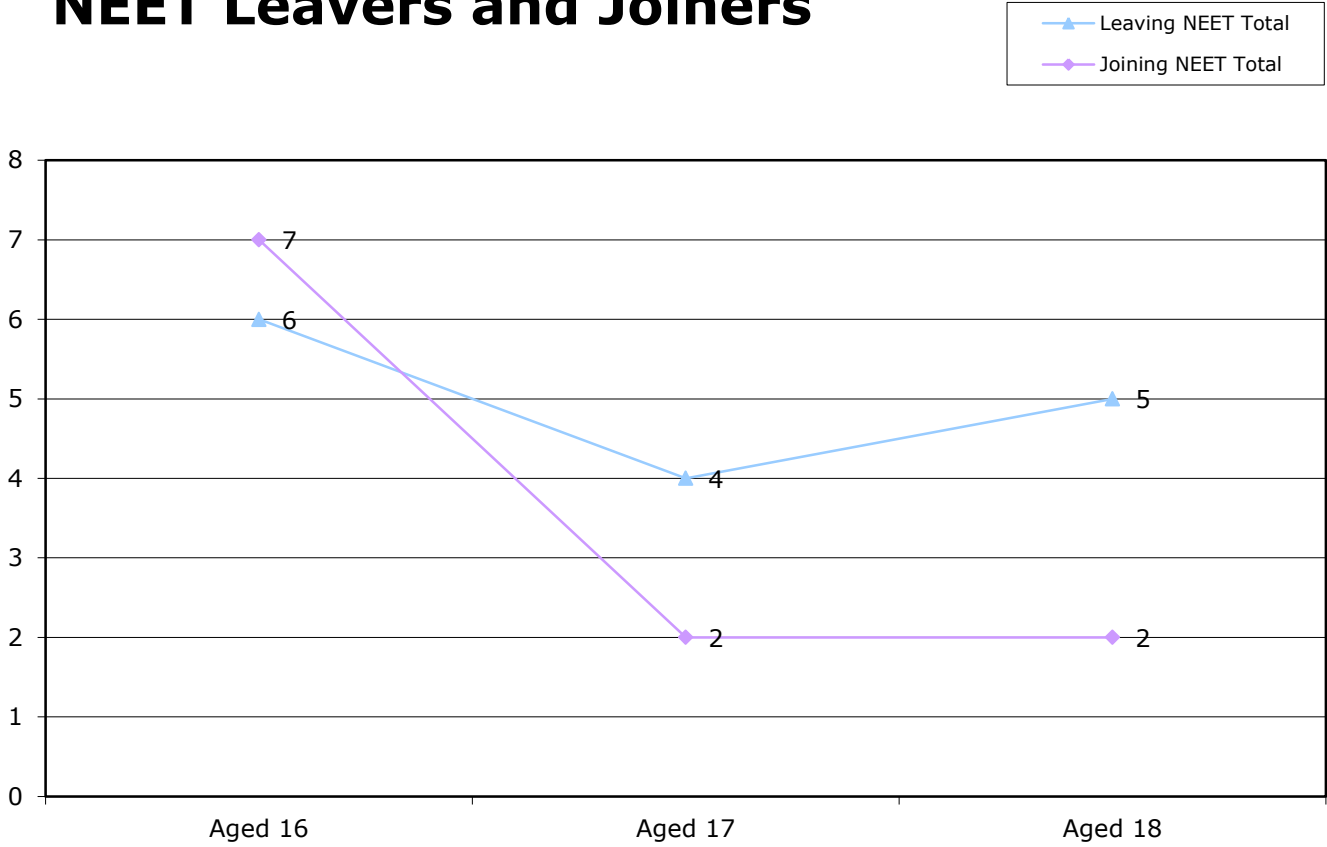
16-18 year old NEET by Vulnerable Group	Aug-14	Jul-14	Jun-14	May-14	Apr-14	Mar-14	Feb-14	Jan-14	Dec-13	Nov-13	Oct-13	Sep-13	Aug-13
Children in Care	42	41	40	43	46	46	43	42	41	38	36	36	54
Caring for own child	72	58	58	58	58	58	55	59	56	50	41	36	84
Asylum seeker	0	0	0	0	0	0	0	0	0	1	1	1	0
Carer not own child	4	5	4	4	4	4	4	2	1	1	1	1	6
Substance Misuse	6	7	7	7	7	7	7	5	4	3	3	5	7
Care Leaver	7	7	7	8	8	8	8	6	6	6	7	5	18
Supervised by YOT	12	13	13	14	15	15	14	11	20	17	19	23	24
Pregnancy	18	24	22	23	20	21	22	22	22	24	23	14	17
Parent not caring for own child	1	1	1	1	1	1	1	0	0	0	0	0	4
SEND (16-18 year olds)	44	47	36	38	41	44	45	44	38	38	34	29	56
SEND (19-24 year olds)	107	109	113	114	124	116	120	122	121	121	117	121	98
Total 16-18 NEET with at least one vulnerable group	161	163	154		161								

16-18 year old Not Knowns by Vulnerable Group	Aug-14	Jul-14	Jun-14	May-14	Apr-14	Mar-14	Feb-14	Jan-14	Dec-13	Nov-13	Oct-13	Sep-13	Aug-13
Children in Care	14	19	19	13	14	6	6	7	14	24	41	103	9
Caring for own child	6	5	5	3	5	2	2	2	3	5	5	9	18
Asylum seeker	2	2	2	2	1	1	1	1	3	4	6	9	3
Carer not own child	0	0	0	0	0	0	0	0	0	0	0	3	3
Substance Misuse	5	7	7	5	4	3	3	3	7	7	8	11	10
Care Leaver	0	0	0	0	0	0	0	0	0	0	0	2	6
Supervised by YOT	3	4	3	3	3	1	1	1	2	6	9	27	9
Pregnancy	2	2	2	2	2	2	2	2	3	2	3	7	4
Parent not caring for own child	1	1	1	1	2	1	1	1	1	1	1	2	0
SEND (16-18 year olds)	21	21	20	14	18	9	8	8	14	31	62	213	19
SEND (19-24 year olds)	197	205	211	214	222	219	225	227	231	245	277	317	219
Total not known with at least one vulnerable group	44	49	48		42								

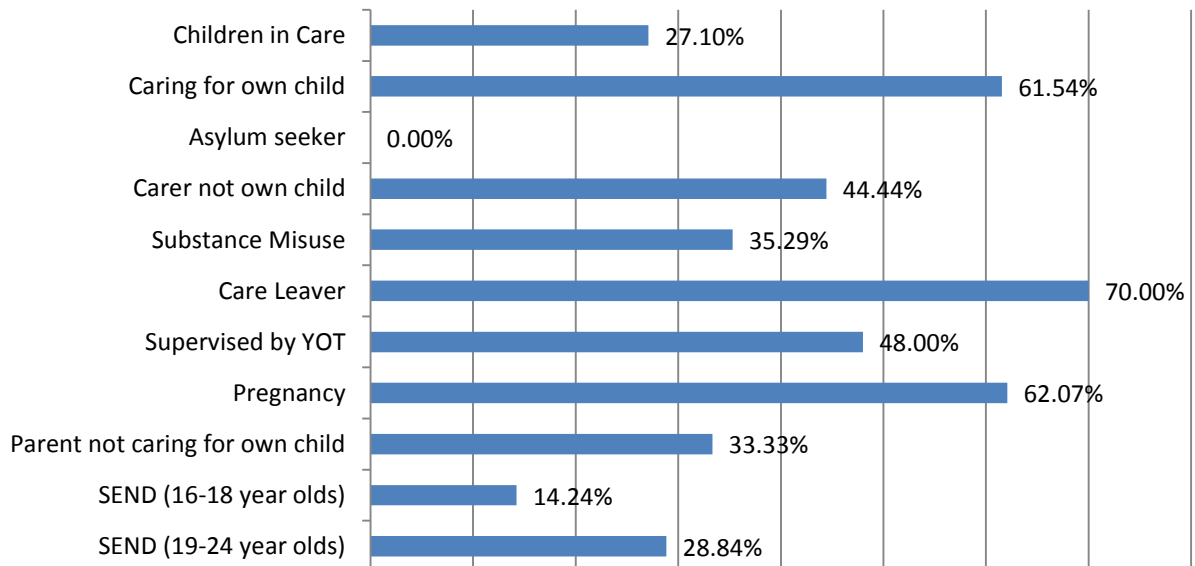
16-18 Year old NEET Leavers & Joiners	Aged 16	Aged 17	Aged 18	16-18 Total	Aged 19
Leaving NEET Total	6	4	5	15	14
Education	0	0	0	0	0
Employment	2	0	2	4	0
Government supported training	2	2	1	5	0
Re-engagement Provision	2	2	2	6	0
NEET in other area	0	0	0	0	0
Custodial Sentence	0	0	0	0	0
Moved Away	0	0	0	0	14
Cannot Be Contacted	0	0	0	0	0
Refused to disclose activity	0	0	0	0	0
Unknown Activity	0	0	0	0	0
Other Reason	0	0	0	0	0
Joining NEET Total	7	2	2	11	0
Education	3	0	0	3	0
Employment	0	0	0	0	0
Government supported training	0	0	0	0	0
Re-engagement Provision	0	0	0	0	0
NEET in other area	0	0	0	0	0
Other (inc custodial sentence)	4	2	2	8	0
Joiners>Leavers	-1	2	3	4	14

16-18 Year Old NEET Labour Market Summary	No	%
Available:		
Working not for reward	8	2.91%
Not yet ready for work or learning	16	5.82%
Start Date agreed	5	1.82%
Seeking EET	246	89.45%
Available Total	275	100%
Unavailable:		
Young carers	2	2.17%
Teenage parents	56	60.87%
Illness	25	27.17%
Pregnancy	8	8.70%
Religious grounds	0	0.00%
Unlikely to be economically active	1	1.09%
Other reason	0	0.00%
Unavailable Total	92	100%

NEET Leavers and Joiners



% of Vulnerable Cohorts who are NEET



Education and Young People's Services Performance Management
NEET Monthly Report - Tonbridge & Malling

16-18 year old cohort by Vulnerable Group	Aug-14	Jul-14	Jun-14	May-14	Apr-14	Mar-14	Feb-14	Jan-14	Dec-13	Nov-13	Oct-13	Sep-13	Aug-13
Children in Care	26	26	24	23	23	23	24	26	27	28	25	23	12
Caring for own child	37	35	35	35	34	34	32	31	28	25	24	23	49
Asylum seeker	1	1	1	1	1	1	1	1	1	1	1	1	2
Carer not own child	10	10	10	10	10	10	10	10	10	8	6	7	5
Substance Misuse	9	9	10	10	10	10	10	10	10	11	12	11	7
Care Leaver	1	1	1	1	1	1	1	1	1	1	1	1	3
Supervised by YOT	10	10	9	10	10	10	11	12	18	17	19	19	19
Pregnancy	11	12	11	10	11	11	14	11	12	11	7	6	4
Parent not caring for own child	2	2	2	2	2	2	2	2	2	2	2	2	2
SEND (16-18 year olds)	156	156	140	140	142	142	142	144	145	146	147	145	141
SEND (19-24 year olds)	225	229	232	237	272	245	247	247	251	255	257	260	211
Total 16-18 cohort with at least one vulnerable group	239	238	222		223								

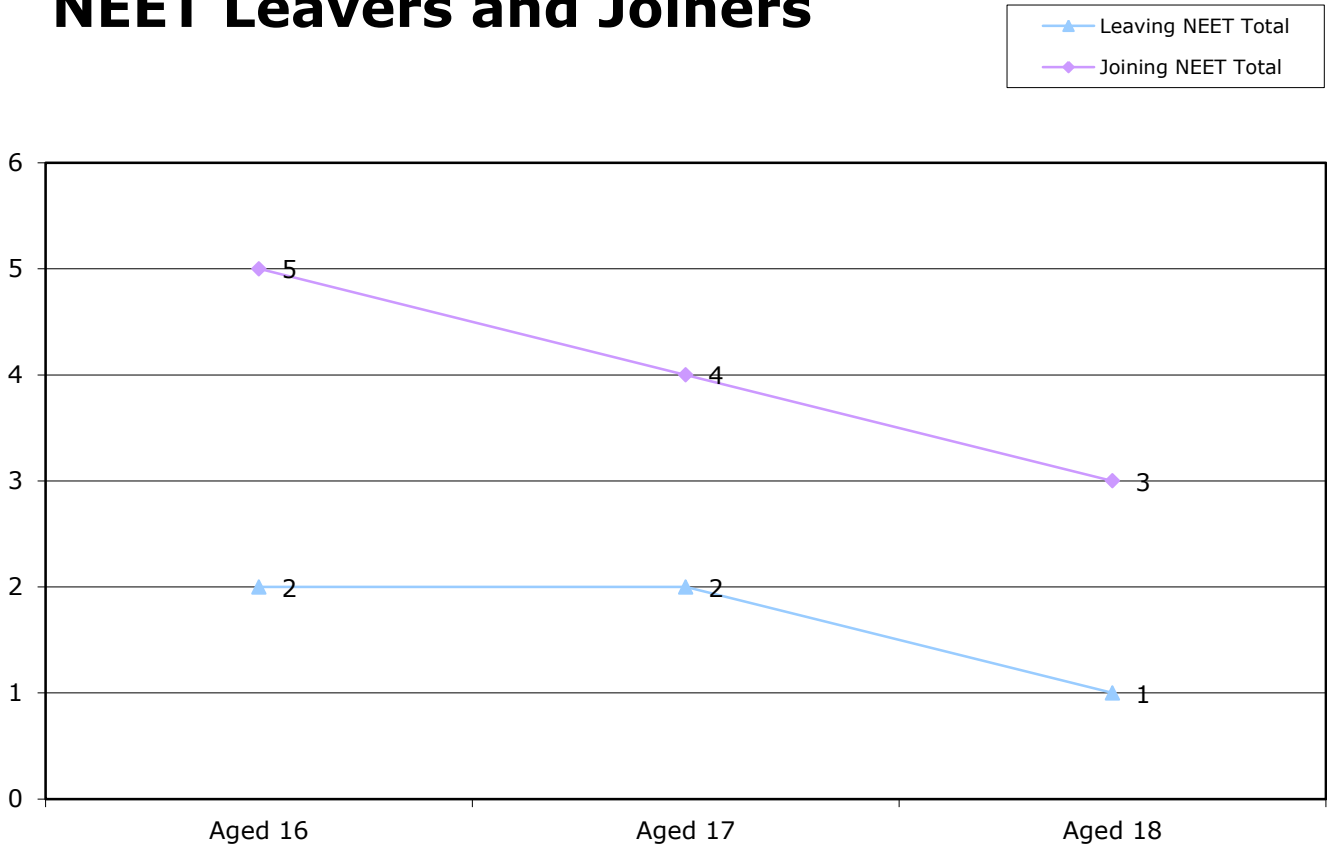
16-18 year old NEET by Vulnerable Group	Aug-14	Jul-14	Jun-14	May-14	Apr-14	Mar-14	Feb-14	Jan-14	Dec-13	Nov-13	Oct-13	Sep-13	Aug-13
Children in Care	4	3	4	3	3	3	4	4	3	5	2	2	2
Caring for own child	28	26	26	26	25	25	23	24	21	18	18	17	33
Asylum seeker	1	1	1	1	1	1	1	1	1	1	0	0	0
Carer not own child	2	2	2	2	2	2	2	2	3	1	1	1	1
Substance Misuse	1	1	2	2	2	3	3	3	3	3	3	3	3
Care Leaver	1	1	1	1	1	1	1	1	1	1	1	1	1
Supervised by YOT	5	4	4	5	5	5	4	4	5	3	3	3	2
Pregnancy	8	9	8	7	7	7	10	8	9	7	5	4	3
Parent not caring for own child	2	2	2	2	2	2	2	2	2	2	2	2	2
SEND (16-18 year olds)	13	15	12	12	12	12	12	12	11	13	10	11	16
SEND (19-24 year olds)	46	46	47	49	51	50	50	51	52	52	50	57	48
Total 16-18 NEET with at least one vulnerable group	56	57	56		54								

16-18 year old Not Knowns by Vulnerable Group	Aug-14	Jul-14	Jun-14	May-14	Apr-14	Mar-14	Feb-14	Jan-14	Dec-13	Nov-13	Oct-13	Sep-13	Aug-13
Children in Care	6	5	5	4	4	4	4	4	5	7	10	19	2
Caring for own child	3	3	3	3	3	3	1	1	1	1	1	1	4
Asylum seeker	0	0	0	0	0	0	0	0	0	0	1	1	0
Carer not own child	0	0	0	0	0	0	0	1	1	2	2	5	0
Substance Misuse	2	2	2	2	1	1	1	1	1	1	1	6	1
Care Leaver	0	0	0	0	0	0	0	0	0	0	0	0	1
Supervised by YOT	1	2	2	2	0	0	0	0	5	5	8	10	4
Pregnancy	1	1	1	1	1	1	1	1	0	0	1	2	0
Parent not caring for own child	0	0	0	0	0	0	0	0	0	0	0	0	0
SEND (16-18 year olds)	27	27	27	25	30	21	23	27	26	33	46	117	10
SEND (19-24 year olds)	148	153	155	158	184	165	166	166	167	169	173	190	124
Total not known with at least one vulnerable group	33	33	35		35								

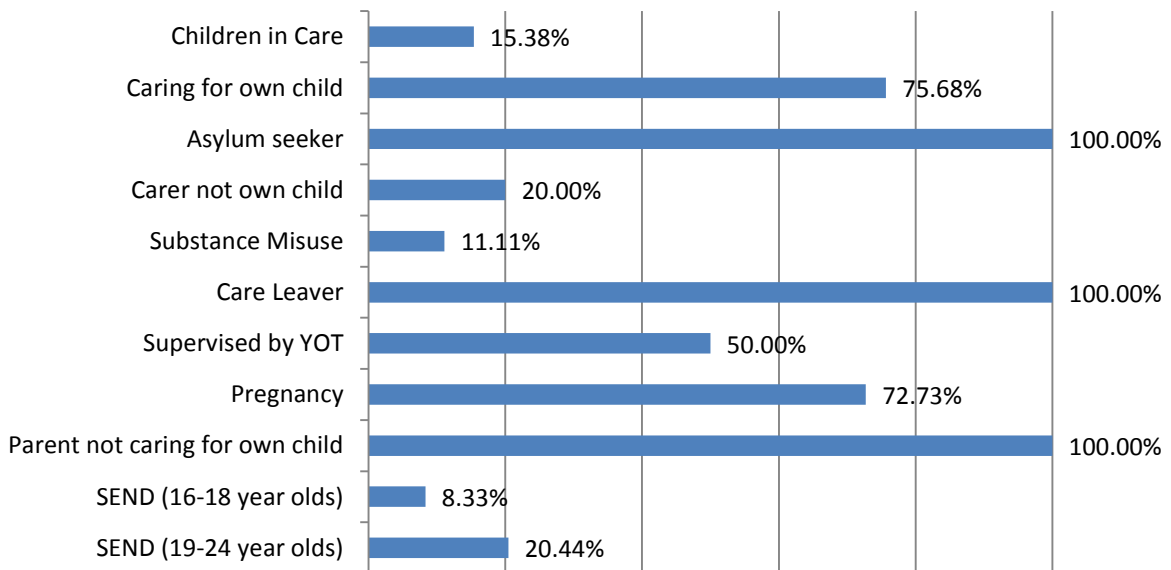
16-18 Year old NEET Leavers & Joiners	Aged 16	Aged 17	Aged 18	16-18 Total	Aged 19
Leaving NEET Total	2	2	1	5	5
Education	0	0	0	0	0
Employment	0	1	0	1	0
Government supported training	0	0	0	0	0
Re-engagement Provision	1	1	1	3	0
NEET in other area	0	0	0	0	0
Custodial Sentence	0	0	0	0	0
Moved Away	0	0	0	0	5
Cannot Be Contacted	0	0	0	0	0
Refused to disclose activity	0	0	0	0	0
Unknown Activity	0	0	0	0	0
Other Reason	1	0	0	1	0
Joining NEET Total	5	4	3	12	0
Education	2	0	3	5	0
Employment	0	0	0	0	0
Government supported training	0	0	0	0	0
Re-engagement Provision	0	0	0	0	0
NEET in other area	0	0	0	0	0
Other (inc custodial sentence)	3	4	0	7	0
Joiners>Leavers	-3	-2	-2	-7	5

16-18 Year Old NEET Labour Market Summary	No	%
Available:		
Working not for reward	3	2.48%
Not yet ready for work or learning	10	8.26%
Start Date agreed	6	4.96%
Seeking EET	102	84.30%
Available Total	121	100%
Unavailable:		
Young carers	0	0.00%
Teenage parents	25	55.56%
Illness	14	31.11%
Pregnancy	4	8.89%
Religious grounds	0	0.00%
Unlikely to be economically active	2	4.44%
Other reason	0	0.00%
Unavailable Total	45	100%

NEET Leavers and Joiners



% of Vulnerable Cohorts who are NEET



Education and Young People's Services Performance Management

NEET Monthly Report - Tunbridge Wells

16-18 year old cohort by Vulnerable Group	Aug-14	Jul-14	Jun-14	May-14	Apr-14	Mar-14	Feb-14	Jan-14	Dec-13	Nov-13	Oct-13	Sep-13	Aug-13
Children in Care	23	23	22	22	22	22	22	21	21	20	21	22	27
Caring for own child	30	30	30	30	30	29	25	25	25	24	24	21	38
Asylum seeker	5	5	5	5	5	5	5	5	5	6	6	6	14
Carer not own child	4	4	4	5	5	5	5	5	5	5	5	5	4
Substance Misuse	7	7	7	7	7	7	8	8	8	8	12	13	10
Care Leaver	1	1	1	1	0	0	0	0	0	0	0	0	0
Supervised by YOT	5	6	6	6	8	8	8	7	10	10	10	11	10
Pregnancy	11	12	11	11	11	11	14	13	13	11	11	5	7
Parent not caring for own child	2	2	2	2	2	2	1	1	1	1	1	1	0
SEND (16-18 year olds)	149	149	139	141	143	143	143	144	144	142	141	146	134
SEND (19-24 year olds)	185	188	189	191	224	197	199	202	205	207	212	216	173
Total 16-18 cohort with at least one vulnerable group	214	214	204		208								

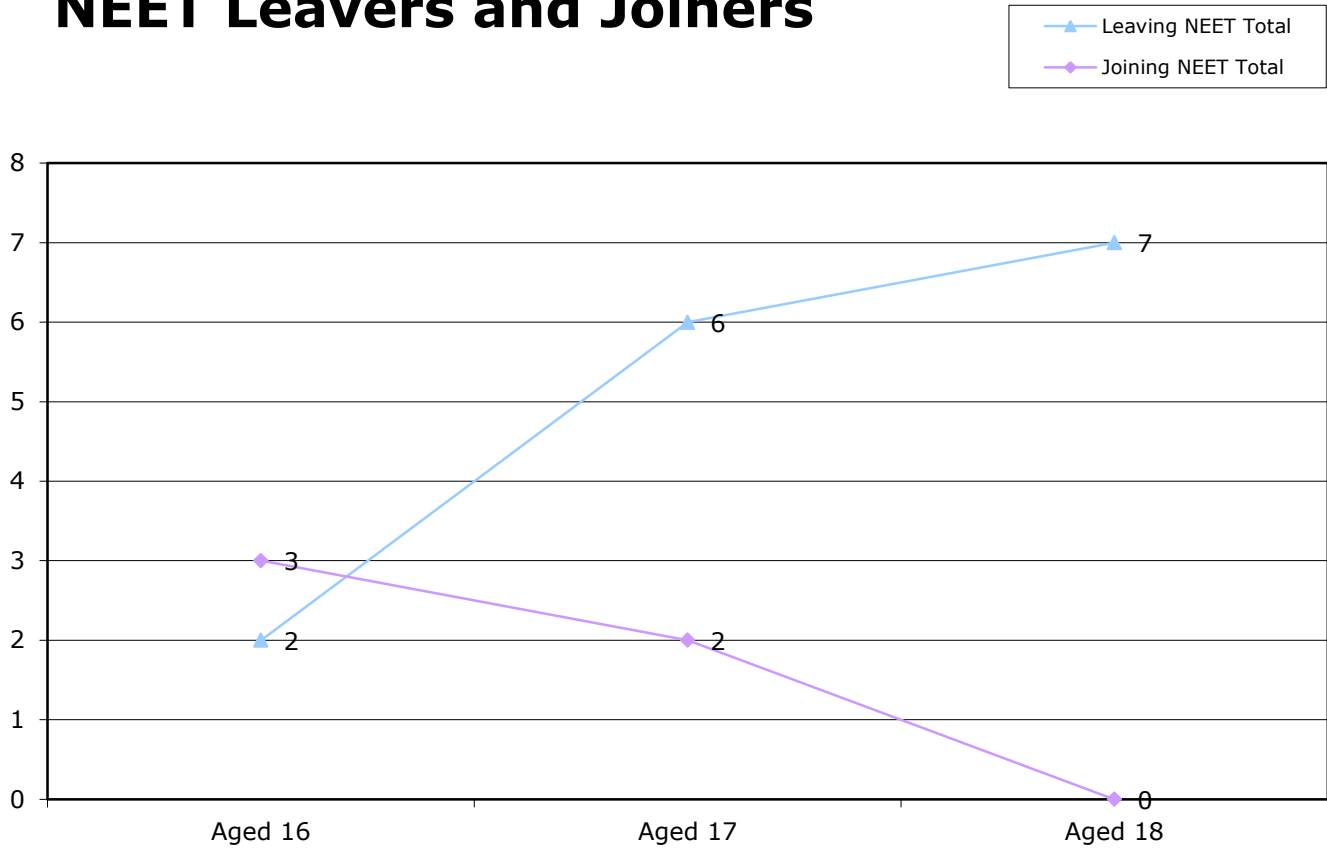
16-18 year old NEET by Vulnerable Group	Aug-14	Jul-14	Jun-14	May-14	Apr-14	Mar-14	Feb-14	Jan-14	Dec-13	Nov-13	Oct-13	Sep-13	Aug-13
Children in Care	6	4	6	6	6	5	5	5	4	3	2	3	5
Caring for own child	21	21	22	23	23	22	19	19	19	19	17	14	28
Asylum seeker	0	0	0	0	0	0	0	0	0	0	0	0	1
Carer not own child	0	0	0	0	0	0	0	0	0	0	0	0	1
Substance Misuse	2	1	2	2	2	1	3	4	3	3	2	1	3
Care Leaver	1	1	1	1	0	0	0	0	0	0	0	0	0
Supervised by YOT	3	2	3	3	2	2	2	3	3	3	2	3	5
Pregnancy	6	6	5	5	5	5	7	7	8	6	7	4	3
Parent not caring for own child	1	0	1	1	1	0	0	0	0	0	0	0	0
SEND (16-18 year olds)	10	12	9	11	12	12	13	12	15	11	12	13	19
SEND (19-24 year olds)	27	23	22	23	28	24	24	25	26	26	27	27	21
Total 16-18 NEET with at least one vulnerable group	41	41	41		42								

16-18 year old Not Knowns by Vulnerable Group	Aug-14	Jul-14	Jun-14	May-14	Apr-14	Mar-14	Feb-14	Jan-14	Dec-13	Nov-13	Oct-13	Sep-13	Aug-13
Children in Care	2	2	2	2	2	0	0	0	1	2	8	13	4
Caring for own child	1	1	1	2	3	2	2	1	1	1	2	5	1
Asylum seeker	1	1	1	1	1	0	0	0	0	0	3	5	3
Carer not own child	0	0	1	2	1	0	0	0	0	0	0	3	0
Substance Misuse	0	0	0	0	0	0	0	0	1	1	6	8	3
Care Leaver	0	0	0	0	0	0	0	0	0	0	0	0	0
Supervised by YOT	0	1	1	1	1	1	0	0	1	1	2	4	0
Pregnancy	0	0	2	2	2	1	0	0	0	0	0	0	3
Parent not caring for own child	0	0	0	0	0	0	0	0	0	0	0	1	0
SEND (16-18 year olds)	16	16	14	12	16	6	3	2	2	8	27	89	20
SEND (19-24 year olds)	101	127	131	130	141	128	125	125	125	113	125	146	97
Total not known with at least one vulnerable group	18	18	19		23								

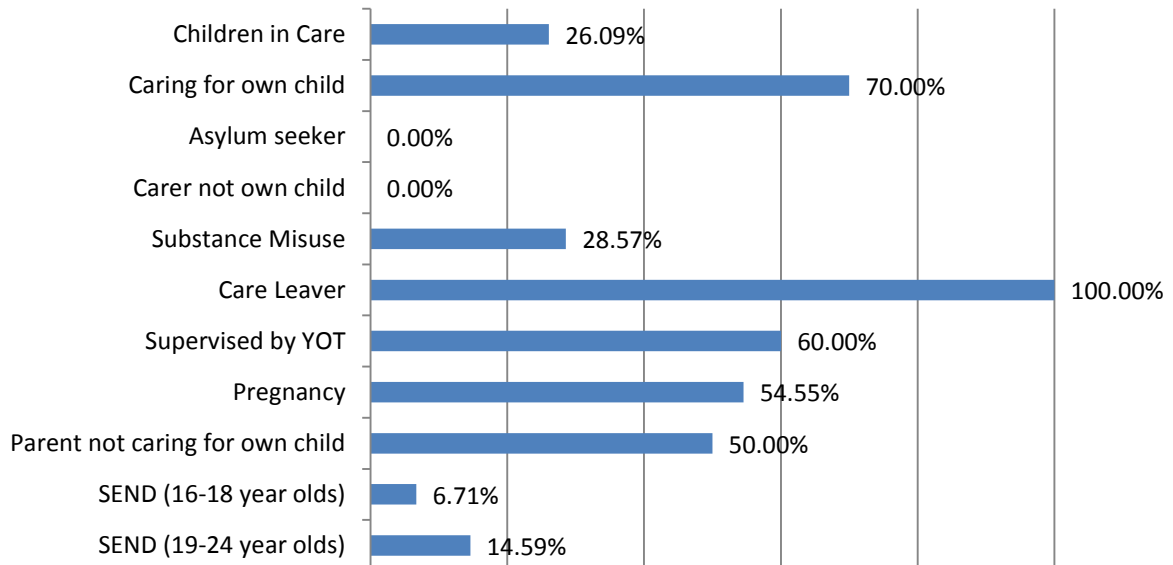
16-18 Year old NEET Leavers & Joiners	Aged 16	Aged 17	Aged 18	16-18 Total	Aged 19
Leaving NEET Total	2	6	7	15	4
Education	0	0	0	0	0
Employment	0	1	0	1	0
Government supported training	0	0	0	0	0
Re-engagement Provision	2	5	7	14	0
NEET in other area	0	0	0	0	0
Custodial Sentence	0	0	0	0	0
Moved Away	0	0	0	0	4
Cannot Be Contacted	0	0	0	0	0
Refused to disclose activity	0	0	0	0	0
Unknown Activity	0	0	0	0	0
Other Reason	0	0	0	0	0
Joining NEET Total	3	2	0	5	0
Education	3	0	0	3	0
Employment	0	1	0	1	0
Government supported training	0	0	0	0	0
Re-engagement Provision	0	0	0	0	0
NEET in other area	0	0	0	0	0
Other (inc custodial sentence)	0	1	0	1	0
Joiners>Leavers	-1	4	7	10	4

16-18 Year Old NEET Labour Market Summary	No	%
Available:		
Working not for reward	2	1.89%
Not yet ready for work or learning	12	11.32%
Start Date agreed	6	5.66%
Seeking EET	86	81.13%
Available Total	106	100%
Unavailable:		
Young carers	0	0.00%
Teenage parents	19	70.37%
Illness	3	11.11%
Pregnancy	4	14.81%
Religious grounds	0	0.00%
Unlikely to be economically active	1	3.70%
Other reason	0	0.00%
Unavailable Total	27	100%

NEET Leavers and Joiners



% of Vulnerable Cohorts who are NEET

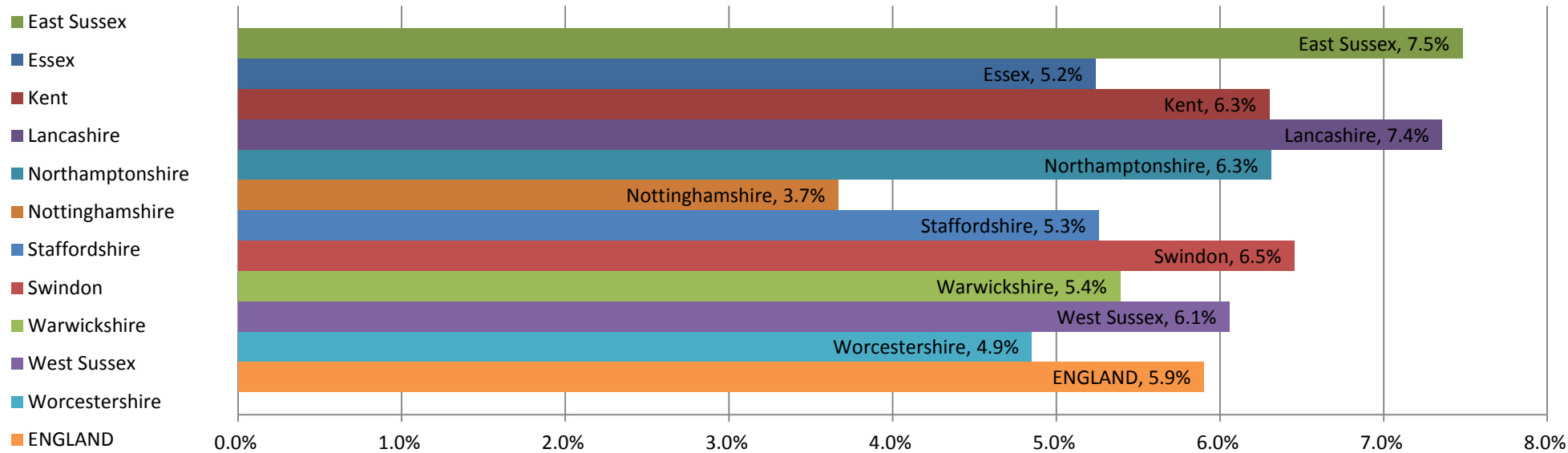


Education and Young People's Services Performance Management
Kent/National/Statistical Neighbours
AS AT 31st July 2014

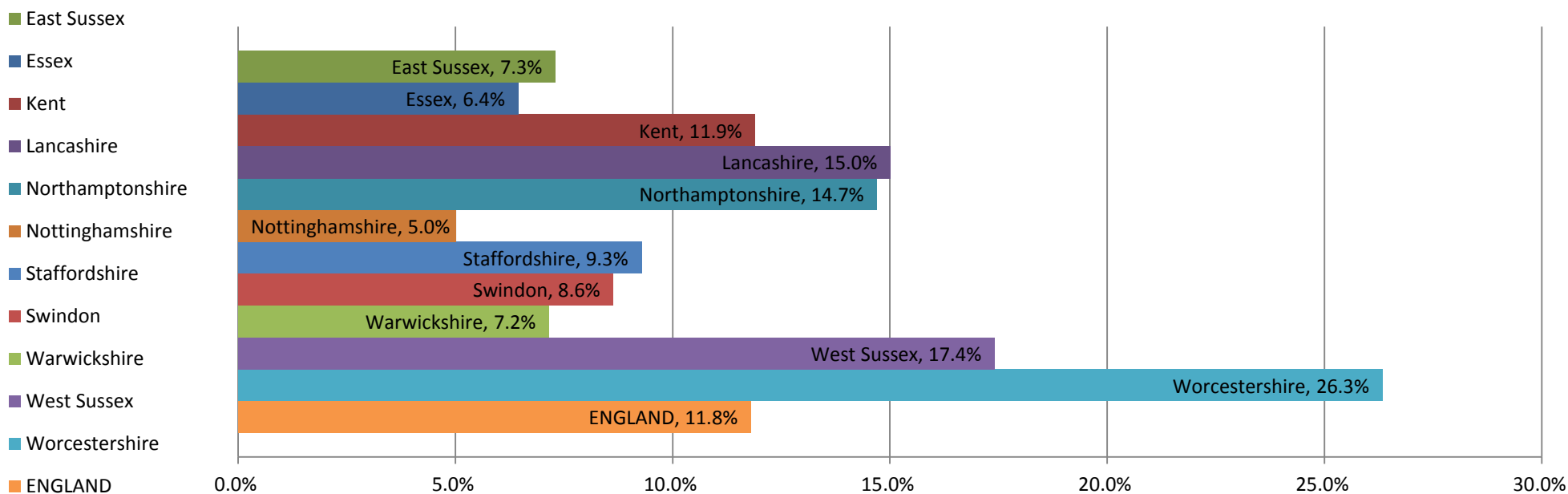
	NEET		Not known		In learning	
	% Academic Age16-18s NEET	% change over last 12 months	% Academic Age16-18s NK	% change over last 12 months	% Academic Age16-18s in learning	% change over last 12 months
ENGLAND	5.9%	-9.2%	11.8%	-6.9%	77.5%	2.8%

Name	NEET Ranked Position	Academic Age16-18 (Y12-Y14) NEET %	Y12 NEET%	Y13 NEET%	Y14 NEET%	N/K Ranked Position	Academic Age 16 - 18 (Y12-Y14) NK %	Y12 NK%	Y13 NK%	Y14 NK%	Academic Age 16 - 18 (Y12-14) In Learning %	Y12 In Learning %	Y13 In Learning %	Y14 In Learning %
Kent	7	6.3%	3.6%	6.2%	9.5%	7	11.9%	3.2%	7.2%	26.1%	79.5%	92.6%	83.6%	61.1%
East Sussex	11	7.5%	3.5%	5.6%	14.2%	4	7.3%	0.7%	4.8%	16.9%	78.9%	93.4%	85.4%	57.1%
Essex	3	5.2%	3.4%	4.7%	7.9%	2	6.4%	2.1%	5.9%	11.4%	79.9%	92.9%	84.2%	62.2%
Lancashire	10	7.4%	4.7%	6.8%	10.7%	9	15.0%	13.7%	15.7%	15.6%	76.8%	81.6%	77.3%	71.5%
Northamptonshire	8	6.3%	3.9%	6.0%	9.1%	8	14.7%	5.8%	12.1%	26.3%	81.5%	92.4%	84.7%	67.3%
Nottinghamshire	1	3.7%	1.6%	3.2%	6.8%	1	5.0%	2.5%	4.1%	8.4%	81.5%	92.4%	85.3%	66.3%
Staffordshire	4	5.3%	3.5%	5.0%	7.5%	6	9.3%	2.0%	6.7%	19.3%	81.2%	92.8%	85.1%	65.3%
Swindon	9	6.5%	2.5%	5.9%	11.1%	5	8.6%	2.8%	8.2%	14.7%	80.8%	94.0%	83.7%	65.3%
Warwickshire	5	5.4%	3.2%	4.5%	9.1%	3	7.2%	2.6%	3.2%	15.9%	82.7%	93.1%	88.7%	66.0%
West Sussex	6	6.1%	2.8%	4.2%	12.0%	10	17.4%	5.2%	18.2%	29.0%	74.1%	91.7%	76.5%	53.9%
Worcestershire	2	4.9%	3.6%	4.0%	8.9%	11	26.3%	6.4%	10.7%	62.6%	67.5%	88.2%	82.1%	31.4%
Mean Indicator for Statistical neighbours		5.8%	3.3%	5.0%	9.7%		11.7%	4.4%	9.0%	22.0%	78.5%	91.2%	83.3%	60.6%

Statistical Neighbours NEETs July 2014



Statistical Neighbours Not Knowns July 2014



Education and Young People's Services Performance Management NEET Monthly Report - Kent

Year 11 intended destinations summary	Cohort total	Total not yet recorded/undecided	%age of total
Kent	17476	2,023	11.6%
Ashford	1408	135	9.6%
Canterbury	1660	152	9.2%
Dartford	1437	129	9.0%
Dover	1456	115	7.9%
Gravesham	1346	141	10.5%
Maidstone	1963	193	9.8%
Sevenoaks	499	98	19.6%
Shepway	1127	194	17.2%
Swale	1711	449	26.2%
Thanet	1722	162	9.4%
Tonbridge & Malling	1603	150	9.4%
Tunbridge Wells	1544	105	6.8%

Year 11 September Guarantee summary	Cohort total	Total no offer made	%age of total
Kent	17449	3,385	19.4%
Ashford	1407	250	17.8%
Canterbury	1663	520	31.3%
Dartford	1439	274	19.0%
Dover	1457	360	24.7%
Gravesham	1348	223	16.5%
Maidstone	1953	232	11.9%
Sevenoaks	497	227	45.7%
Shepway	1124	282	25.1%
Swale	1702	395	23.2%
Thanet	1718	355	20.7%
Tonbridge & Malling	1595	155	9.7%
Tunbridge Wells	1546	112	7.2%

Year 12 September Guarantee summary	Cohort total	Total no offer made	%age of total
Kent	17804	5,982	33.6%
Ashford	1553	439	28.3%
Canterbury	1640	580	35.4%
Dartford	1188	465	39.1%
Dover	1365	469	34.4%
Gravesham	1360	531	39.0%
Maidstone	1752	634	36.2%
Sevenoaks	1129	360	31.9%
Shepway	1330	506	38.0%
Swale	1851	597	32.3%
Thanet	1821	640	35.1%
Tonbridge & Malling	1517	472	31.1%
Tunbridge Wells	1298	289	22.3%