

Education and Young People's Services

Young People Not in Education, Employment or Training (NEET)

Monthly Report - July 2015

Produced by: Management Information Unit, KCC

Publication Date: 13th August 2015

The figures are based on the monthly submission made to DfE via NCCIS for Kent County Council . Academic age is the age of the young person on 31st August (i.e.: prior to the start of the academic year). The figures include all 16 -18 year olds based on academic age with a Kent County Council area postcode as their primary address.



Executive Summary

NEETs as a percentage of the 16-18 academic age group (Year 12, 13 and 14)

The NEET percentage includes an adjustment factor which assumes that 8% of currency expired not knowns are assumed to be NEET.

May-14	6.12	May-15	6.08
Jun-14	6.28	Jun-15	6.10
Jul-14	6.33	Jul-15	7.80

Not Knowns as a percentage of the 16-18 academic age group (Year 12, 13 and 14)

May-14	10.20	May-15	9.61
Jun-14	11.72	Jun-15	9.24
Jul-14	11.93	Jul-15	27.78

16-18 year old NEET by Vulnerable Group	Jul-15	Jun-15	May-15	Apr-15	Mar-15	Feb-15	Jan-15	Dec-14	Nov-14	Oct-14	Sep-14	Aug-14	Jul-14
Children in Care	127	121	116	114	107	98	97	94	91	78	98	165	159
known	4												
subset CIC KCC responsibility	98												
subset CIC OOC responsibility	25												
Caring for own child	290	281	267	253	237	230	224	187	175	154	165	408	385
Asylum seeker	4	4	4	4	4	4	4	5	5	2	3	5	5
Carer not own child	31	32	31	30	28	25	23	21	18	17	18	29	30
Substance Misuse	16	16	16	14	14	11	14	12	19	15	18	32	47
Care Leaver	40	38	38	38	38	37	33	31	28	31	41	31	30
known	0												
subset CL KCC responsibility	36												
subset CL OOC responsibility	4												
Supervised by YOT	91	87	89	83	83	77	75	85	75	57	47	63	71
Pregnancy	168	171	164	153	148	136	130	112	96	93	94	143	148
Parent not caring for own child	7	7	7	7	7	8	9	7	5	6	7	12	11
SEND (16-18 year olds)	212	194	198	191	193	174	168	166	154	147	157	295	305
SEND (19+ year olds)	857	849	841	836	837	833	834	830	826	841	858	748	725
Total 16-18 NEET with at least one vulnerable group	839	816	796	761	733	680	659	598	546	504	551	974	995

16-18 year old Not Knowns by Vulnerable Group	Jul-15	Jun-15	May-15	Apr-15	Mar-15	Feb-15	Jan-15	Dec-14	Nov-14	Oct-14	Sep-14	Aug-14	Jul-14
Children in Care	311	121	115	107	97	99	95	99	169	189	424	77	80
known	1												
subset CIC KCC responsibility	177												
subset CIC OOC responsibility	133												
Caring for own child	75	48	45	45	38	38	35	38	44	45	63	37	38
Asylum seeker	25	13	12	12	9	10	10	10	16	21	30	19	19
Carer not own child	38	15	16	14	10	9	9	8	9	11	39	7	5
Substance Misuse	32	19	16	15	12	12	11	5	30	31	57	20	26
Care Leaver	35	21	19	18	18	16	18	12	16	16	17	8	10
known	0												
subset CL KCC responsibility	32												
subset CL OOC responsibility	3												
Supervised by YOT	76	37	26	15	12	5	1	8	72	78	123	23	30
Pregnancy	45	25	21	20	14	14	14	15	14	13	25	8	9
Parent not caring for own child	7	3	4	3	1	0	0	0	1	2	5	3	4
SEND (16-18 year olds)	954	330	314	298	279	284	304	337	404	463	1300	213	211
SEND (19+ year olds)	2886	2700	2693	2655	2548	2552	2529	2532	2520	2567	2875	1905	2019
Total not known with at least one vulnerable group	1407	543	509	478	428	429	441	474	645	726	1820	374	361

Please note the new lines in the above tables which show the breakdown of the Children In Care and Care Leaver sections - this is replicated on the individual pages for each of the districts

Executive Summary - continued

Strategic and Planning

Fair Access

Fair Access will continue to update IYSS with current known information on Years 9 10 & 11 CYP who are recorded as CME or registered to EHE.

Troubled Families

During July the Troubled Families Employability Team received 32 new referrals for support from the troubled families cohort. 17 young people during July achieved a positive outcome. We have received 51 referrals to date for the Saturday Job Scheme, which means if they all go on to be placed, we will have utilised all of this year's placements; and will not be able to accept any more referrals unless more funding is identified. In July 8 young people started a placement through the Saturday Job Scheme

Skills and Employability

The task and finish group coordinated by Skills and Employability Service to identify roles and responsibilities in relation to NEET support and tracking reported to Patrick Leeson at the beginning of August. The next step in this process is for this group to translate the work into a detailed NEET reduction and tracking strategy, ready for implementation in September.

This year the rules regarding when college leavers are recorded as 'not known' changed; the outcome of which is that almost 9000 additional 'not knowns' were created in July, as young people completed their college course, increasing the percentage of 'not knowns' to 27.78%. If the rules had stayed the same, the three month downward trend of 'not knowns' would have continued.

A significant proportion of these young people will be returning to college in September and this data will be collected directly from colleges following enrolment. Those who have finished a two year advanced level courses and likely to be moving onto a new destination have been identified and their details sent to Welfare Call to contact

Next Steps

Fair Access

The officers will continue update IYSS in September and October confirming which EHE CYP took up their September guarantee offers.

Troubled Families

It is proposed that the new Jobcentre NEET pilot Worker will be co-located with the TF Employability Team, to ensure we have a coordinated approach and build capacity.

Skills and Employability

In August the focus of tracking will be on those young people without a September Guarantee, this will enable us to update their September Guarantee status, current destination and identify young people who require support before the September enrolment process begins.

SEND

Planned mapping of data on IYSS with that held on Impulse and other systems used by SEN to maintain young people with an SSEN/EHCP/LDA;

- spreadsheets generated and being checked systematically to identify errors for updating.
- Staff identified for training and session booked for 19/8/15 – 13 staff attending.
- Additional trainer identified and attending train the trainer training in September
- New member of staff appointed is already an IYSS trainer and will be able to fulfil this function going forward.
- Plan to complete data update by September
- Ongoing plan for updating IYSS re; young people with a current SSEN/EHCP/LDA
- Activity Survey updates to get underway and complete within deadlines
- Referral to be made into Early Help for young people who have left education and are NEET.

Education and Young People's Services Performance Management

NEET Monthly Report - Kent

16-18 year old NEET Summary	Total Cohort 16-18	No. NEET 16-18	% NEET 16-18	NEET Target 16-18 Jan 2016	Diff from target	% NEET Age 16	% NEET Age 17	% NEET Age 18	Not knowns				
									Acad age 16	Acad age 17	Acad age 18	Total	% of cohort
Kent	52,863	2,973	7.80%	2.50%	5.30%	4.33%	7.48%	11.49%	4,481	5,038	5,166	14,685	27.78%
Ashford	4,628	231	6.52%	2.10%	4.42%	2.93%	6.81%	9.87%	294	338	406	1,038	22.43%
Canterbury	4,830	288	8.29%	2.04%	6.25%	4.23%	8.41%	11.84%	403	482	477	1,362	28.20%
Dartford	3,493	168	7.15%	2.54%	4.61%	4.29%	5.99%	10.90%	352	426	351	1,129	32.32%
Dover	3,936	219	8.07%	2.79%	5.28%	4.79%	7.60%	11.51%	361	458	401	1,220	31.00%
Gravesham	3,980	257	9.57%	2.52%	7.05%	5.05%	10.41%	13.00%	419	452	445	1,316	33.07%
Maidstone	5,477	294	7.19%	2.49%	4.70%	2.96%	6.93%	11.44%	399	443	520	1,362	24.87%
Sevenoaks	3,477	128	5.18%	1.64%	3.54%	3.06%	5.74%	6.77%	277	312	323	912	26.23%
Shepway	3,881	241	8.28%	3.03%	5.25%	4.63%	7.70%	12.75%	258	310	406	974	25.10%
Swale	5,391	389	9.97%	3.04%	6.93%	6.33%	7.43%	15.94%	468	556	511	1,535	28.47%
Thanet	5,281	363	10.59%	3.49%	7.10%	6.18%	10.21%	15.30%	650	647	603	1,900	35.98%
Tonbridge & Malling	4,488	221	6.64%	1.67%	4.97%	4.15%	6.14%	9.62%	341	385	395	1,121	24.98%
Tunbridge Wells	4,001	174	5.58%	1.65%	3.93%	3.49%	5.96%	7.31%	259	229	328	816	20.39%

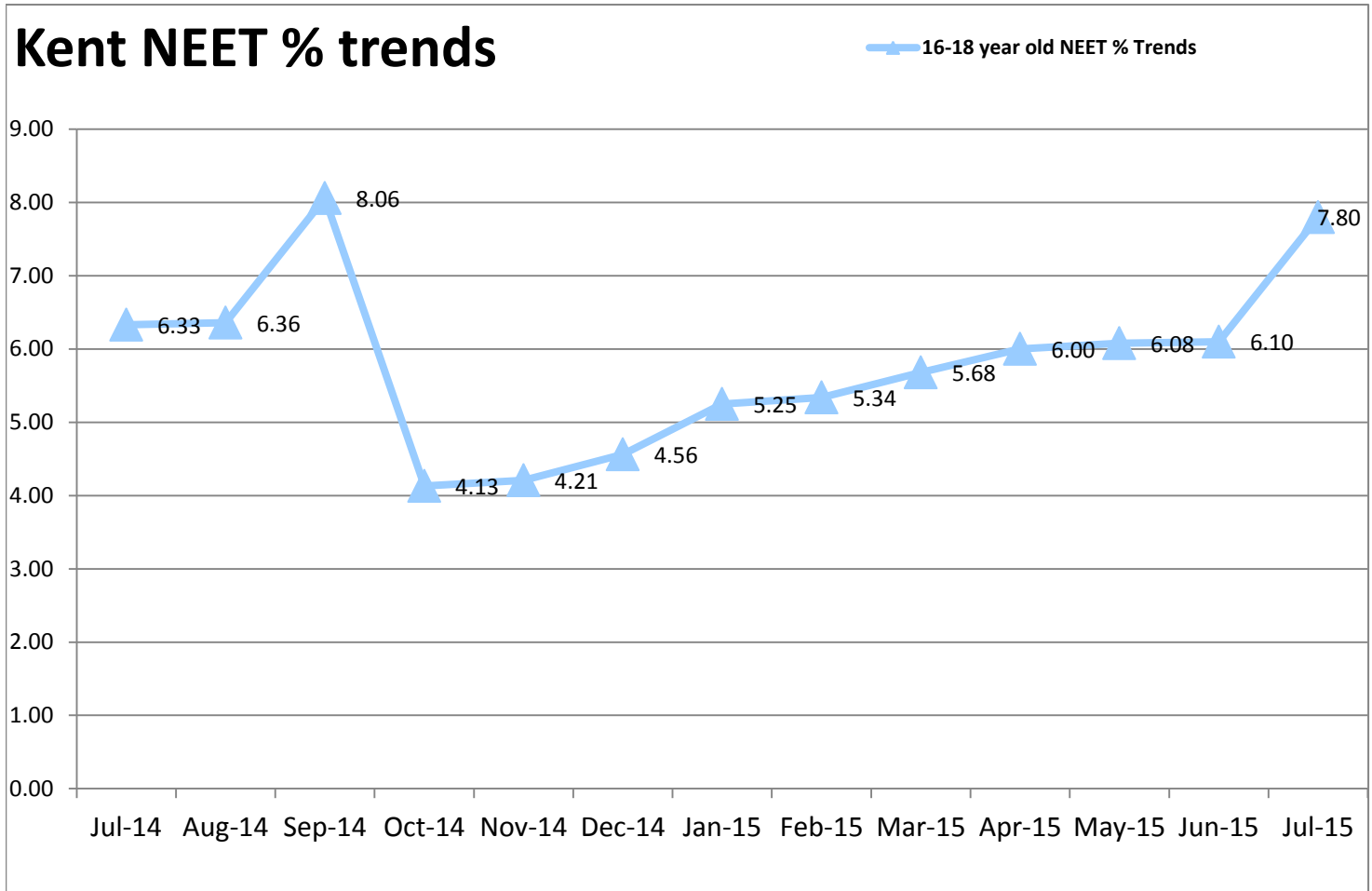
16-18 year old NEET % Trends	Jul-15	Jun-15	May-15	Apr-15	Mar-15	Feb-15	Jan-15	Dec-14	Nov-14	Oct-14	Sep-14	Aug-14	Jul-14
Kent	7.80	6.10	6.08	6.00	5.68	5.34	5.25	4.56	4.21	4.13	8.06	6.36	6.33
Ashford	6.52	5.75	5.99	5.93	5.55	4.99	4.78	4.29	4.30	3.83	8.34	6.33	6.29
Canterbury	8.29	6.30	6.38	6.17	5.74	5.20	4.98	4.48	3.86	3.93	7.90	5.27	5.21
Dartford	7.15	4.97	5.09	5.40	5.27	5.12	5.16	4.42	4.25	4.27	8.25	7.00	6.28
Dover	8.07	6.02	6.00	5.85	5.67	5.19	5.59	4.74	4.48	4.39	9.42	7.73	7.60
Gravesham	9.57	6.97	6.80	6.44	6.00	5.82	5.81	4.99	4.61	4.57	9.09	7.00	6.90
Maidstone	7.19	5.73	5.60	5.46	5.07	4.70	4.56	4.06	3.94	4.10	7.07	6.51	6.41
Sevenoaks	5.18	4.33	4.26	4.14	4.01	3.66	3.87	3.35	2.79	2.85	5.23	3.88	3.94
Shepway	8.28	6.75	6.61	6.99	6.89	6.53	6.07	5.06	4.68	4.71	9.42	7.17	7.39
Swale	9.97	7.78	7.67	7.55	7.33	7.22	7.15	6.51	6.00	5.76	10.63	7.95	7.78
Thanet	10.59	7.55	7.46	7.34	6.77	6.77	6.51	5.60	4.98	4.78	9.79	8.07	8.13
Tonbridge & Malling	6.64	5.19	5.21	4.99	4.72	4.35	4.25	3.48	3.17	3.05	5.57	4.73	4.52
Tunbridge Wells	5.58	4.70	4.81	4.80	4.37	3.63	3.55	2.91	2.65	2.57	4.93	4.39	4.69

16-18 year old Not Known % Trends	Jul-15	Jun-15	May-15	Apr-15	Mar-15	Feb-15	Jan-15	Dec-14	Nov-14	Oct-14	Sep-14	Aug-14	Jul-14
Kent	27.78	9.24	9.61	9.74	9.62	10.54	11.22	15.21	19.00	24.16	58.70	11.97	11.93
Ashford	22.43	9.97	10.28	10.08	9.89	9.89	10.57	14.98	18.73	25.79	56.67	11.39	11.91
Canterbury	28.20	8.56	9.15	8.97	8.36	9.22	10.03	13.57	15.62	23.73	59.44	8.87	8.16
Dartford	32.32	8.08	8.30	8.82	9.52	10.73	10.88	14.90	19.39	24.09	60.43	13.15	13.75
Dover	31.00	9.98	10.21	10.50	10.02	10.67	12.15	15.81	19.25	22.78	65.00	10.72	9.30
Gravesham	33.07	9.16	9.54	9.61	10.16	11.57	12.36	16.56	21.30	23.33	61.81	14.11	14.22
Maidstone	24.87	7.88	8.39	8.64	8.84	10.14	10.80	14.07	16.97	22.61	50.62	12.02	12.72
Sevenoaks	26.23	10.82	11.41	11.24	11.43	12.01	12.32	15.96	21.61	26.87	60.07	12.15	11.94
Shepway	25.10	10.00	10.13	9.92	9.64	10.28	11.36	16.01	21.59	24.23	54.45	13.39	12.93
Swale	28.47	9.20	9.54	9.48	9.03	10.76	11.13	15.40	18.66	26.39	57.95	13.52	13.97
Thanet	35.98	10.92	11.34	11.74	11.25	12.09	12.74	15.92	18.86	23.36	62.22	9.52	9.40
Tonbridge & Malling	24.98	8.42	8.86	9.29	8.86	10.05	10.64	14.99	19.07	23.75	59.21	13.79	13.56
Tunbridge Wells	20.39	8.02	8.28	8.68	8.98	9.34	9.89	14.93	19.13	23.25	59.06	11.96	11.93

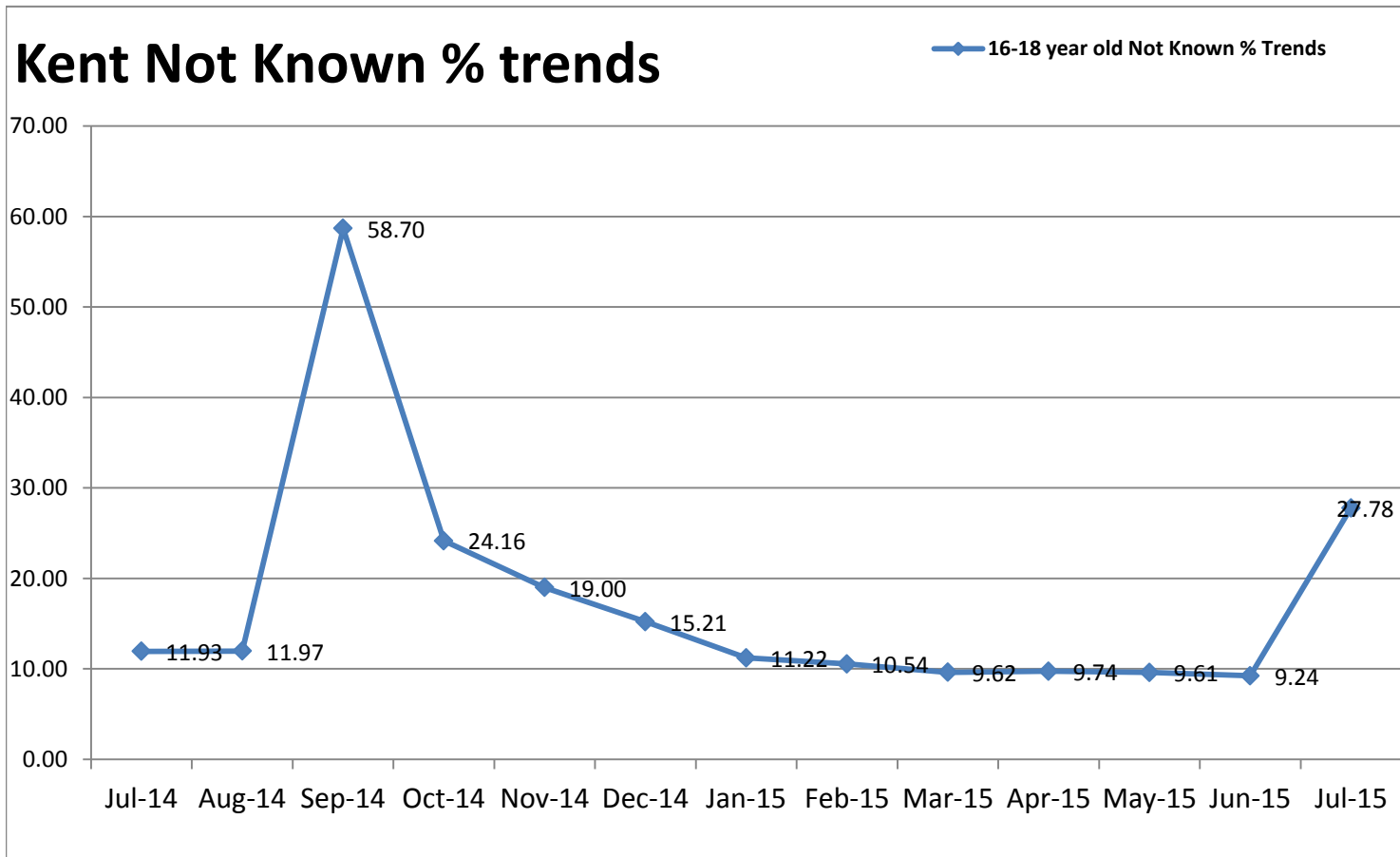
NEETs based on length of time in NEET	Equivalent - July 2014				
	0-6 weeks	7-13 weeks	14-26 weeks	27-52 weeks	52+ weeks
Kent	76	138	395	1189	1175
Ashford	6	13	39	102	71
Canterbury	10	8	46	112	112
Dartford	8	8	12	63	77
Dover	2	13	31	84	89
Gravesham	15	11	28	87	116
Maidstone	11	6	40	108	129
Sevenoaks	1	2	19	61	45
Shepway	4	11	32	102	92
Swale	5	23	50	152	159
Thanet	12	19	44	149	139
Tonbridge & Malling	1	15	27	97	81
Tunbridge Wells	1	9	27	72	65

Progress RPA - Participating	
% Age 16	% Age 17
70.09%	60.79%
76.76%	63.75%
69.50%	60.75%
65.57%	56.72%
66.46%	57.13%
64.30%	56.32%
74.65%	64.83%
73.23%	62.26%
74.45%	63.98%
68.06%	57.86%
58.68%	52.80%
73.15%	64.25%
77.12%	70.87%

Kent NEET % trends



Kent Not Known % trends



Education and Young People's Services Performance Management

NEET Monthly Report - Kent

16-18 year old cohort by Vulnerable Group	Jul-15	Jun-15	May-15	Apr-15	Mar-15	Feb-15	Jan-15	Dec-14	Nov-14	Oct-14	Sep-14	Aug-14	Jul-14
Children in Care (CIC)	695	699	668	667	666	672	673	678	692	680	688	747	746
known	5												
subset CIC KCC responsibility	446												
subset CIC OOC responsibility	244												
Caring for own child	399	389	373	356	340	336	328	293	281	262	252	605	540
Asylum seeker	40	40	40	40	40	40	40	40	41	41	41	79	80
Carer not own child	88	88	88	87	83	79	77	72	73	73	71	84	84
Substance Misuse	74	73	73	72	72	72	71	71	101	99	98	136	149
Care Leaver (CL)	87	85	85	84	84	81	80	79	77	76	76	63	61
known	0												
subset CL KCC responsibility	79												
subset CL OOC responsibility	8												
Supervised by YOT	241	243	242	239	237	236	231	257	289	285	259	166	180
Pregnancy	238	240	210	195	188	177	168	157	143	137	133	196	203
Parent not caring for own child	16	16	16	16	16	16	16	13	13	13	13	22	22
SEND (16-18 year olds)	2078	2079	2083	2082	2082	2088	2086	2087	2094	2106	2114	2283	2279
SEND (19+ year olds)	3895	3895	3895	3895	3895	3898	3898	3900	3901	3902	3902	3196	3257
Total 16-18 cohort with at least one vulnerable group	3482	3479	3418	3381	3356	3339	3316	3279	3309	3295	3276	3822	3781

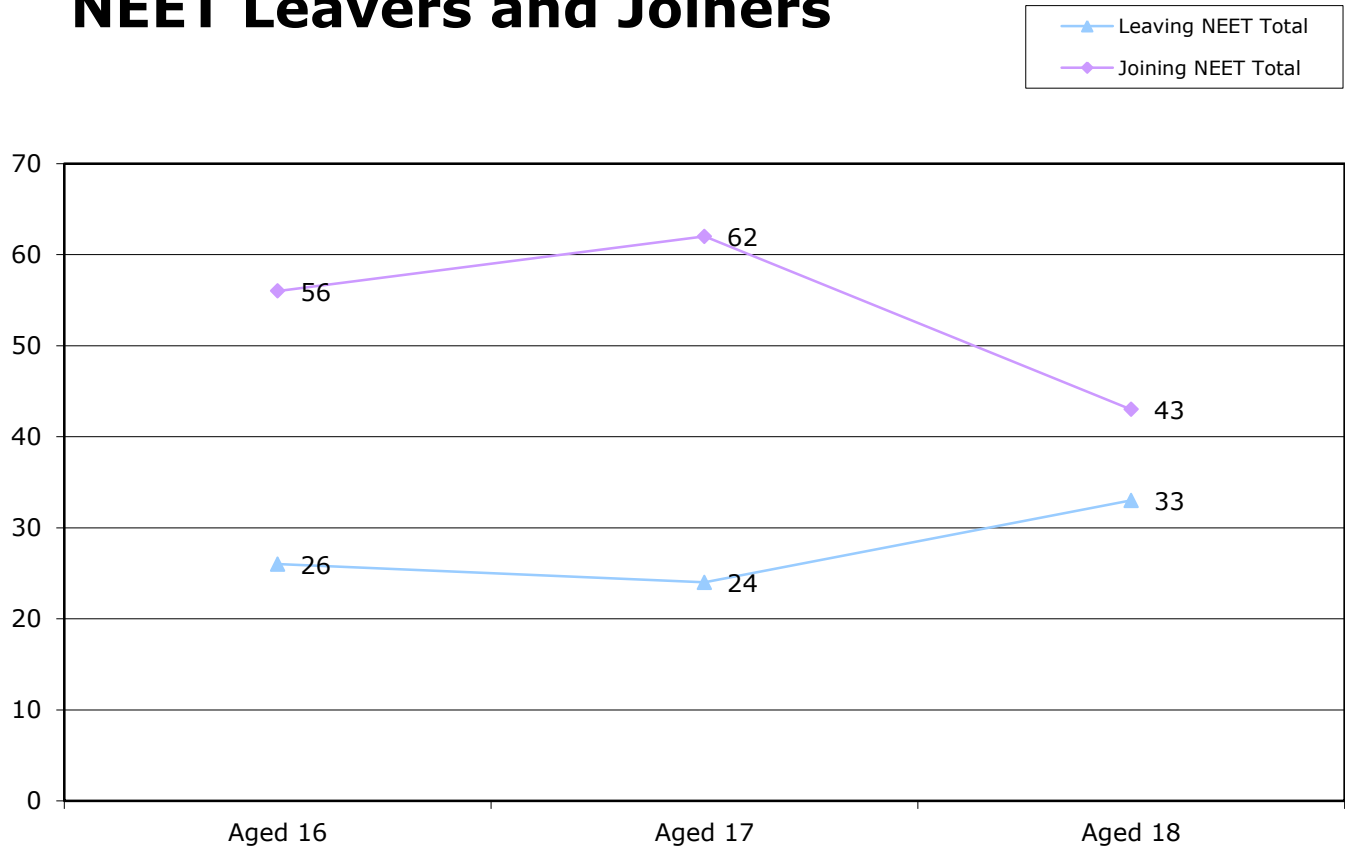
16-18 year old NEET by Vulnerable Group	Jul-15	Jun-15	May-15	Apr-15	Mar-15	Feb-15	Jan-15	Dec-14	Nov-14	Oct-14	Sep-14	Aug-14	Jul-14
Children in Care (CIC)	127	121	116	114	107	98	97	94	91	78	98	165	159
known	4												
subset CIC KCC responsibility	98												
subset CIC OOC responsibility	25												
Caring for own child	290	281	267	253	237	230	224	187	175	154	165	408	385
Asylum seeker	4	4	4	4	4	4	4	5	5	2	3	5	5
Carer not own child	31	32	31	30	28	25	23	21	18	17	18	29	30
Substance Misuse	16	16	16	14	14	11	14	12	19	15	18	32	47
Care Leaver (CL)	40	38	38	38	38	37	33	31	28	31	41	31	30
known	0												
subset CL KCC responsibility	36												
subset CL OOC responsibility	4												
Supervised by YOT	91	87	89	83	83	77	75	85	75	57	47	63	71
Pregnancy	168	171	164	153	148	136	130	112	96	93	94	143	148
Parent not caring for own child	7	7	7	7	7	8	9	7	5	6	7	12	11
SEND (16-18 year olds)	212	194	198	191	193	174	168	166	154	147	157	295	305
SEND (19+ year olds)	857	849	841	836	837	833	834	830	826	841	858	748	725
Total 16-18 NEET with at least one vulnerable group	839	816	796	761	733	680	659	598	546	504	551	974	995

16-18 year old Not Knowns by Vulnerable Group	Jul-15	Jun-15	May-15	Apr-15	Mar-15	Feb-15	Jan-15	Dec-14	Nov-14	Oct-14	Sep-14	Aug-14	Jul-14
Children in Care (CIC)	311	121	115	107	97	99	95	99	169	189	424	77	80
known	1												
subset CIC KCC responsibility	177												
subset CIC OOC responsibility	133												
Caring for own child	75	48	45	45	38	38	35	38	44	45	63	37	38
Asylum seeker	25	13	12	12	9	10	10	10	16	21	30	19	19
Carer not own child	38	15	16	14	10	9	9	8	9	11	39	7	5
Substance Misuse	32	19	16	15	12	12	11	5	30	31	57	20	26
Care Leaver (CL)	35	21	19	18	18	16	18	12	16	16	17	8	10
known	0												
subset CL KCC responsibility	32												
subset CL OOC responsibility	3												
Supervised by YOT	76	37	26	15	12	5	1	8	72	78	123	23	30
Pregnancy	45	25	21	20	14	14	14	15	14	13	25	8	9
Parent not caring for own child	7	3	4	3	1	0	0	0	1	2	5	3	4
SEND (16-18 year olds)	954	330	314	298	279	284	304	337	404	463	1300	213	211
SEND (19+ year olds)	2886	2700	2693	2655	2548	2552	2529	2532	2520	2567	2875	1905	2019
Total 16-18 not known with at least one vulnerable group	1407	543	509	478	428	429	441	474	645	726	1820	374	361

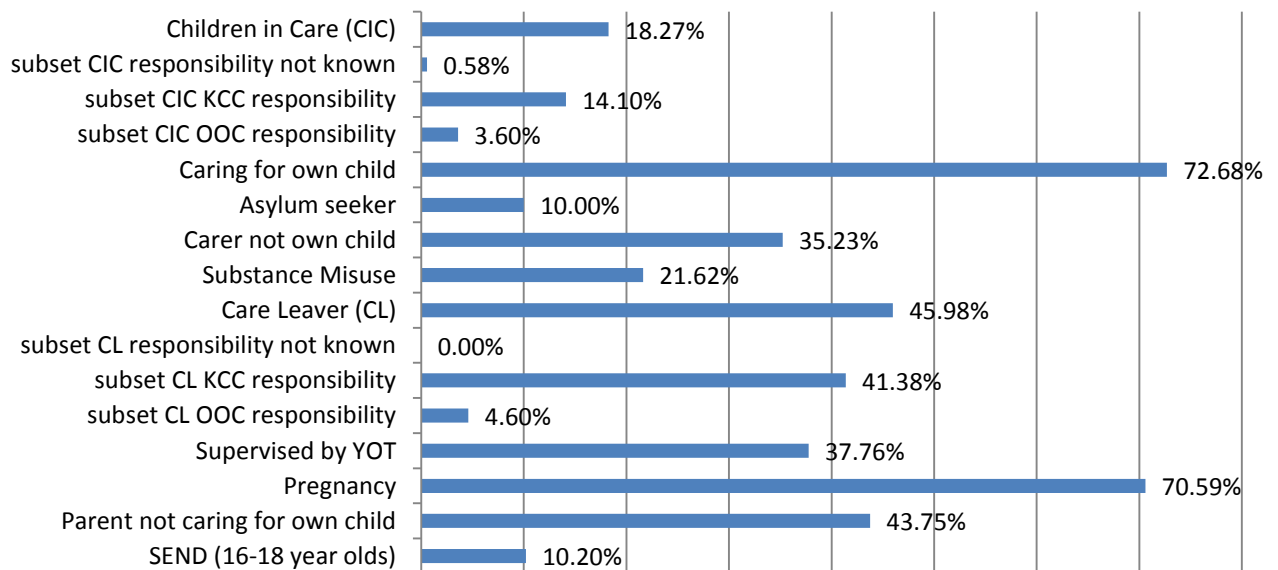
16-18 Year old NEET Leavers & Joiners	Aged 16	Aged 17	Aged 18	16-18 Total	Aged 19
Leaving NEET Total	26	24	33	83	94
Education	1	0	0	1	0
Employment	14	17	20	51	0
Government supported training	10	7	10	27	1
Re-engagement Provision	0	0	0	0	0
NEET in other area	0	0	1	1	0
Custodial Sentence	0	0	1	1	0
Moved Away	0	0	0	0	93
Cannot Be Contacted	1	0	1	2	0
Refused to disclose activity	0	0	0	0	0
Unknown Activity	0	0	0	0	0
Other Reason	0	0	0	0	0
Joining NEET Total	56	62	43	161	6
Education	28	13	10	51	4
Employment	9	22	14	45	0
Government supported training	7	9	0	16	1
Re-engagement Provision	0	0	0	0	0
NEET in other area	0	0	0	0	0
Other (inc custodial sentence)	12	18	19	49	1
Joiners>Leavers	-30	-38	-10	-78	88

16-18 Year Old NEET Labour Market Summary	No	%
Available:		
Working not for reward	60	2.51%
Not yet ready for work or learning	135	5.64%
Start Date agreed (other)	10	0.42%
Start Date agreed (RPA compliant)	62	2.59%
Seeking EET	2126	88.84%
Available Total	2393	100%
Unavailable:		
Young carers	18	3.10%
Teenage parents	249	42.93%
Illness	195	33.62%
Pregnancy	110	18.97%
Religious grounds	0	0.00%
Unlikely to be economically active	8	1.38%
Other reason	0	0.00%
Unavailable Total	580	100%

NEET Leavers and Joiners



% of Vulnerable Cohorts who are NEET



Education and Young People's Services Performance Management

NEET Monthly Report - Ashford

16-18 year old cohort by Vulnerable Group	Jul-15	Jun-15	May-15	Apr-15	Mar-15	Feb-15	Jan-15	Dec-14	Nov-14	Oct-14	Sep-14	Aug-14	Jul-14
Children in Care	61	60	55	56	56	55	55	53	56	56	63	70	71
known	0												
subset CIC KCC responsibility	37												
subset CIC OOC responsibility	24												
Caring for own child	28	28	26	23	23	23	22	18	15	13	12	35	34
Asylum seeker	4	4	4	4	4	4	4	4	4	4	4	10	10
Carer not own child	10	10	10	10	10	10	10	10	10	10	10	9	9
Substance Misuse	7	7	7	7	7	7	7	6	6	6	6	9	11
Care Leaver	6	6	5	5	5	5	4	4	5	5	5	10	9
known	0												
subset CL KCC responsibility	6												
subset CL OOC responsibility	0												
Supervised by YOT	13	13	13	13	13	13	14	15	17	18	20	8	10
Pregnancy	16	16	14	13	12	11	10	11	9	9	8	14	14
Parent not caring for own child	0	0	0	0	0	0	0	0	1	1	1	2	2
SEND (16-18 year olds)	154	154	154	153	153	153	152	152	155	157	170	183	183
SEND (19+ year olds)	319	319	319	319	319	319	319	320	322	323	323	249	252
Total 16-18 cohort with at least one vulnerable group	262	262	254	251	250	248	246	242	242	244	257	301	302

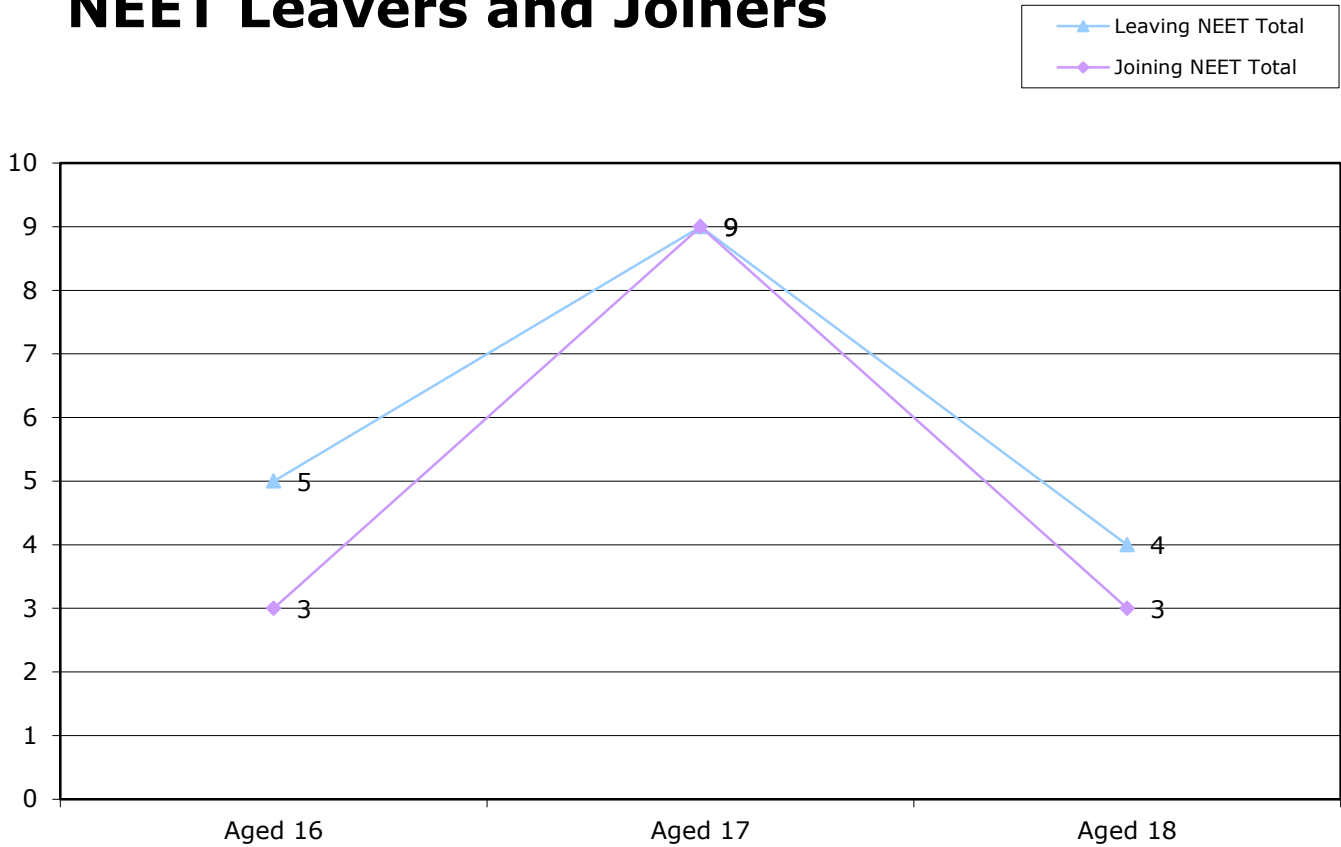
16-18 year old NEET by Vulnerable Group	Jul-15	Jun-15	May-15	Apr-15	Mar-15	Feb-15	Jan-15	Dec-14	Nov-14	Oct-14	Sep-14	Aug-14	Jul-14
Children in Care	12	13	13	14	14	12	12	9	9	7	12	15	16
known	0												
subset CIC KCC responsibility	12												
subset CIC OOC responsibility	0												
Caring for own child	21	21	20	17	17	16	15	10	7	5	5	22	21
Asylum seeker	0	0	0	0	0	0	0	0	0	0	0	0	0
Carer not own child	1	1	1	1	1	1	1	1	1	1	1	1	1
Substance Misuse	4	4	4	4	4	3	3	2	2	2	2	1	5
Care Leaver	4	4	3	3	3	3	3	3	4	4	4	6	6
known	0												
subset CL KCC responsibility	4												
subset CL OOC responsibility	0												
Supervised by YOT	5	5	5	5	5	5	4	3	5	3	3	9	2
Pregnancy	10	11	10	10	8	7	6	5	3	3	2	1	9
Parent not caring for own child	0	0	0	0	0	0	0	0	1	1	1		1
SEND (16-18 year olds)	13	12	14	12	10	10	10	9	10	8	10	26	27
SEND (19+ year olds)	41	41	40	40	39	40	40	41	47	49	50	37	37
Total 16-18 NEET with at least one vulnerable group	56	57	56	53	48	44	42	32	30	25	33	69	73

16-18 year old Not Knowns by Vulnerable Group	Jul-15	Jun-15	May-15	Apr-15	Mar-15	Feb-15	Jan-15	Dec-14	Nov-14	Oct-14	Sep-14	Aug-14	Jul-14
Children in Care	31	15	12	12	11	8	6	6	13	14	37	8	7
known	0												
subset CIC KCC responsibility	14												
subset CIC OOC responsibility	17												
Caring for own child	4	4	4	4	2	2	2	2	2	2	4	6	6
Asylum seeker	3	2	2	2	0	0	0	0	2	2	4	3	3
Carer not own child	6	3	3	2	1	1	1	1	1	1	7	1	1
Substance Misuse	1	1	1	1	1	0	0	0	0	1	3	0	0
Care Leaver	1	2	2	2	2	2	1	0	0	0	0	1	1
known	0												
subset CL KCC responsibility	1												
subset CL OOC responsibility	0												
Supervised by YOT	3	4	3	1	1	1	1	2	1	4	7	1	2
Pregnancy	5	4	4	3	3	2	2	3	2	2	2	1	2
Parent not caring for own child	0	0	0	0	0	0	0	0	0	0	0	1	1
SEND (16-18 year olds)	55	26	23	22	21	20	20	26	32	37	96	20	19
SEND (19+ year olds)	266	254	247	244	233	234	232	235	239	243	272	179	181
Total not known with at least one vulnerable group	94	51	47	44	38	34	31	38	44	53	135	35	35

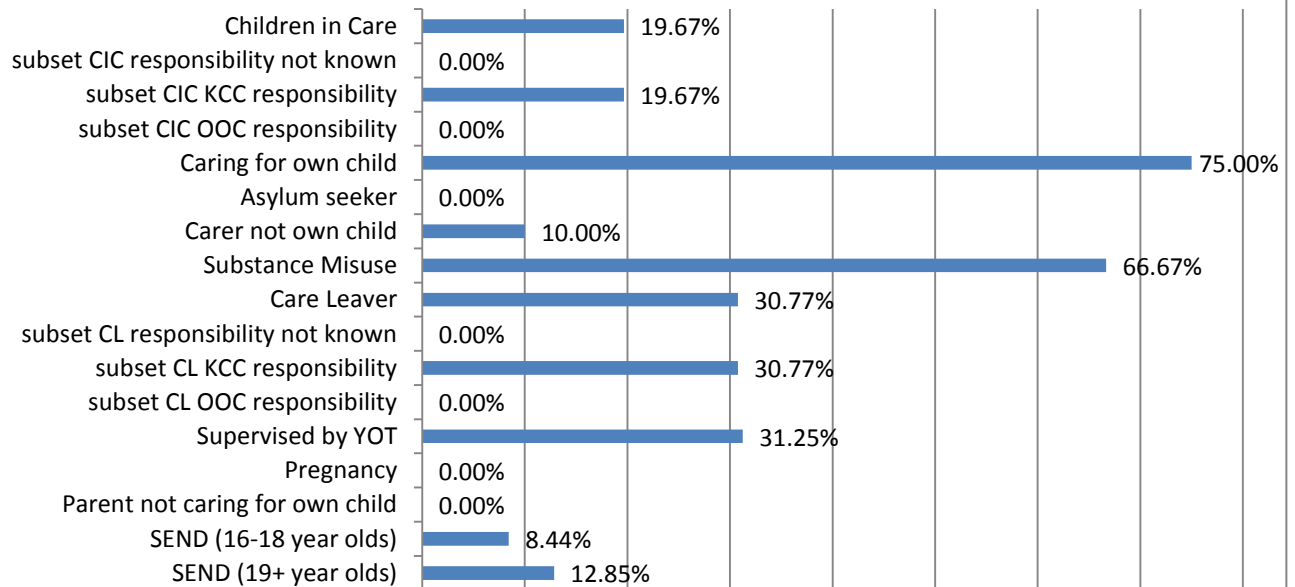
16-18 Year old NEET Leavers & Joiners	Aged 16	Aged 17	Aged 18	16-18 Total	Aged 19
Leaving NEET Total	5	9	4	18	12
Education	0	0	0	0	0
Employment	3	7	3	13	0
Government supported training	1	2	0	3	0
Re-engagement Provision	0	0	0	0	0
NEET in other area	0	0	0	0	0
Custodial Sentence	0	0	0	0	0
Moved Away	0	0	0	0	12
Cannot Be Contacted	1	0	1	2	0
Refused to disclose activity	0	0	0	0	0
Unknown Activity	0	0	0	0	0
Other Reason	0	0	0	0	0
Joining NEET Total	3	9	3	15	0
Education	1	2	1	4	0
Employment	0	3	1	4	0
Government supported training	1	1	0	2	0
Re-engagement Provision	0	0	0	0	0
NEET in other area	0	0	0	0	0
Other (inc custodial sentence)	1	3	1	5	0
Joiners>Leavers	2	0	1	3	12

16-18 Year Old NEET Labour Market Summary	No	%
Available:		
Working not for reward	5	2.59%
Not yet ready for work or learning	7	3.63%
Start Date agreed (other)	0	0.00%
Start Date agreed (RPA compliant)	1	0.52%
Seeking EET	180	93.26%
Available Total	193	100%
Unavailable:		
Young carers	0	0.00%
Teenage parents	17	44.74%
Illness	14	36.84%
Pregnancy	6	15.79%
Religious grounds	0	0.00%
Unlikely to be economically active	1	2.63%
Other reason	0	0.00%
Unavailable Total	38	100%

NEET Leavers and Joiners



% of Vulnerable Cohorts who are NEET



Education and Young People's Services Performance Management

NEET Monthly Report - Canterbury

16-18 year old cohort by Vulnerable Group	Jul-15	Jun-15	May-15	Apr-15	Mar-15	Feb-15	Jan-15	Dec-14	Nov-14	Oct-14	Sep-14	Aug-14	Jul-14
Children in Care	85	85	81	80	80	81	82	83	87	88	90	97	96
known	2												
subset CIC KCC responsibility	43												
subset CIC OOC responsibility	40												
Caring for own child	35	35	33	33	31	32	32	28	28	26	23	45	37
Asylum seeker	7	7	7	7	7	7	6	6	7	7	7	13	13
Carer not own child	4	4	4	4	4	4	4	4	4	4	4	5	5
Substance Misuse	9	9	9	9	9	9	9	9	10	10	10	12	12
Care Leaver	6	6	6	6	6	6	7	7	6	6	6	1	1
known	0												
subset CL KCC responsibility	6												
subset CL OOC responsibility	0												
Supervised by YOT	20	20	20	19	19	19	16	18	23	24	22	15	16
Pregnancy	24	24	20	20	20	18	16	13	10	11	9	17	15
Parent not caring for own child	0	0	0	0	0	1	1	0	0	0	0	1	1
SEND (16-18 year olds)	222	223	224	223	223	224	223	222	220	223	222	234	233
SEND (19+ year olds)	345	345	345	345	345	346	346	346	345	344	344	285	291
Total 16-18 cohort with at least one vulnerable group	356	357	349	348	346	345	341	334	337	341	338	377	369

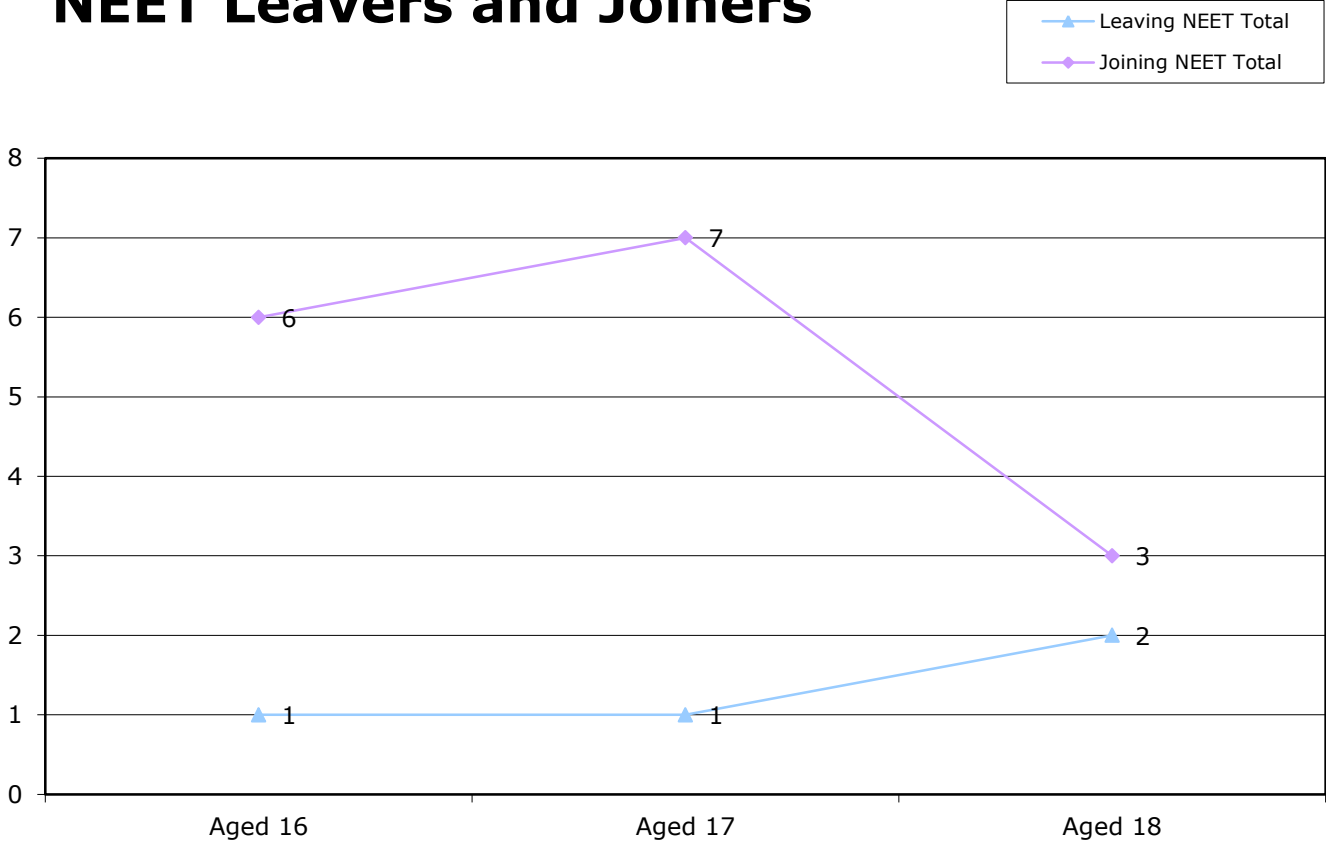
16-18 year old NEET by Vulnerable Group	Jul-15	Jun-15	May-15	Apr-15	Mar-15	Feb-15	Jan-15	Dec-14	Nov-14	Oct-14	Sep-14	Aug-14	Jul-14
Children in Care	14	14	14	12	11	11	10	9	9	9	8	12	11
known	1												
subset CIC KCC responsibility	8												
subset CIC OOC responsibility	5												
Caring for own child	22	22	20	20	18	18	19	14	14	12	14	25	25
Asylum seeker	1	1	1	1	1	1	1	1	1	0	0	0	0
Carer not own child	0	0	0	0	0	0	0	0	0	0	0	1	1
Substance Misuse	2	2	1	1	1	1	0	0	0	0	2	2	3
Care Leaver	5	5	5	5	5	5	2	2	2	2	4	0	0
known	0												
subset CL KCC responsibility	5												
subset CL OOC responsibility	0												
Supervised by YOT	7	8	8	7	7	6	3	4	3	5	5	3	4
Pregnancy	19	19	19	19	19	17	15	12	9	10	8	13	12
Parent not caring for own child	0	0	0	0	0	1	1	0	0	0	0	0	0
SEND (16-18 year olds)	26	25	25	23	25	23	21	18	18	20	19	30	29
SEND (19+ year olds)	78	77	77	77	77	77	78	77	75	76	80	71	74
Total 16-18 NEET with at least one vulnerable group	80	80	77	74	73	67	59	49	45	49	51	72	72

16-18 year old Not Knowns by Vulnerable Group	Jul-15	Jun-15	May-15	Apr-15	Mar-15	Feb-15	Jan-15	Dec-14	Nov-14	Oct-14	Sep-14	Aug-14	Jul-14
Children in Care	44	12	11	11	9	11	12	13	18	20	66	9	9
known	1												
subset CIC KCC responsibility	19												
subset CIC OOC responsibility	24												
Caring for own child	9	6	6	6	5	5	5	6	7	7	7	2	1
Asylum seeker	6	4	3	3	2	2	2	2	3	4	6	1	1
Carer not own child	2	0	0	0	0	0	0	0	0	0	2	0	0
Substance Misuse	4	2	2	2	2	2	2	2	3	3	6	0	0
Care Leaver	1	0	0	0	0	0	2	1	0	0	0	0	0
known	0												
subset CL KCC responsibility	1												
subset CL OOC responsibility	0												
Supervised by YOT	8	1	0	0	0	0	0	0	7	5	9	1	1
Pregnancy	3	2	0	0	0	0	0	0	0	0	1	0	0
Parent not caring for own child	0	0	0	0	0	0	0	0	0	0	0	0	0
SEND (16-18 year olds)	112	32	31	29	27	30	30	33	34	39	154	19	18
SEND (19+ year olds)	260	218	218	216	208	210	214	216	208	209	250	166	169
Total not known with at least one vulnerable group	160	52	47	45	40	44	47	50	61	66	213	29	27

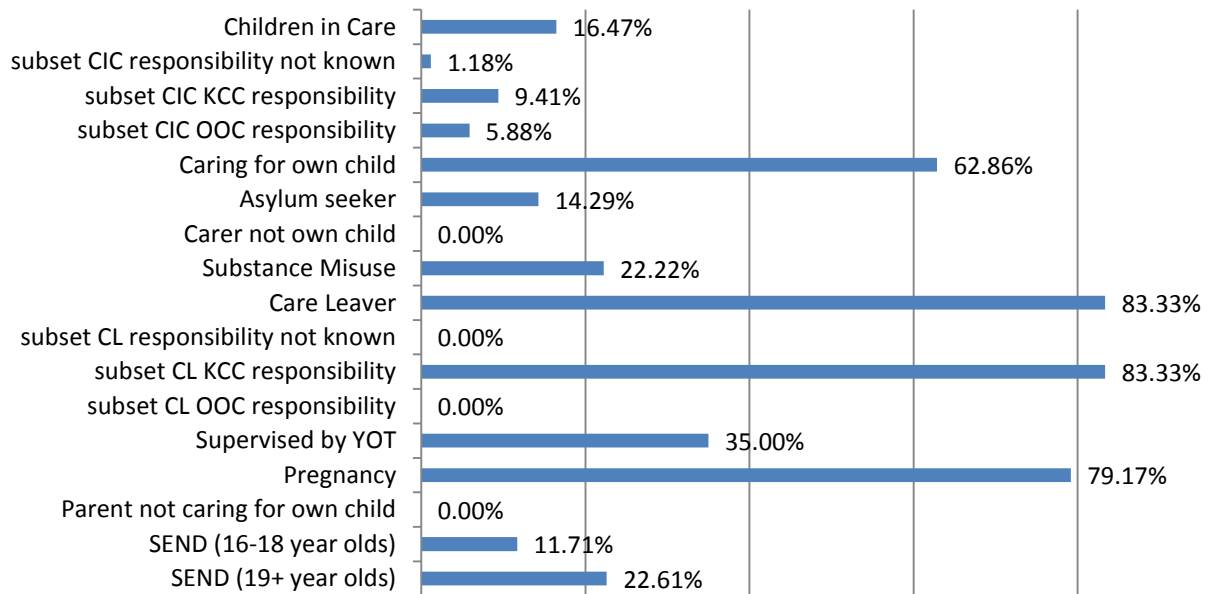
16-18 Year old NEET Leavers & Joiners	Aged 16	Aged 17	Aged 18	16-18 Total	Aged 19
Leaving NEET Total	1	1	2	4	8
Education	0	0	0	0	0
Employment	0	1	2	3	0
Government supported training	1	0	0	1	0
Re-engagement Provision	0	0	0	0	0
NEET in other area	0	0	0	0	0
Custodial Sentence	0	0	0	0	0
Moved Away	0	0	0	0	8
Cannot Be Contacted	0	0	0	0	0
Refused to disclose activity	0	0	0	0	0
Unknown Activity	0	0	0	0	0
Other Reason	0	0	0	0	0
Joining NEET Total	6	7	3	16	1
Education	4	1	0	5	1
Employment	1	2	1	4	0
Government supported training	0	3	0	3	0
Re-engagement Provision	0	0	0	0	0
NEET in other area	0	0	0	0	0
Other (inc custodial sentence)	1	1	2	4	0
Joiners>Leavers	-5	-6	-1	-12	7

16-18 Year Old NEET Labour Market Summary	No	%
Available:		
Working not for reward	7	3.21%
Not yet ready for work or learning	10	4.59%
Start Date agreed (other)	0	0.00%
Start Date agreed (RPA compliant)	3	1.38%
Seeking EET	198	90.83%
Available Total	218	100%
Unavailable:		
Young carers	0	0.00%
Teenage parents	21	30.00%
Illness	33	47.14%
Pregnancy	16	22.86%
Religious grounds	0	0.00%
Unlikely to be economically active	0	0.00%
Other reason	0	0.00%
Unavailable Total	70	100%

NEET Leavers and Joiners



% of Vulnerable Cohorts who are NEET



Education and Young People's Services Performance Management

NEET Monthly Report - Dartford

16-18 year old cohort by Vulnerable Group	Jul-15	Jun-15	May-15	Apr-15	Mar-15	Feb-15	Jan-15	Dec-14	Nov-14	Oct-14	Sep-14	Aug-14	Jul-14
Children in Care	29	28	25	24	25	26	25	28	30	28	31	29	28
known	1												
subset CIC KCC responsibility	17												
subset CIC OOC responsibility	11												
Caring for own child	196	14	14	14	14	14	14	13	13	11	10	22	22
Asylum seeker	1	1	1	1	1	1	1	1	1	0	0	0	0
Carer not own child	5	5	5	5	5	5	5	5	5	5	5	6	6
Substance Misuse	1	1	1	1	1	1	1	1	2	2	2	3	3
Care Leaver	2	2	2	2	2	2	2	2	2	2	2	2	2
known	0												
subset CL KCC responsibility	2												
subset CL OOC responsibility	0												
Supervised by YOT	10	9	9	9	9	10	10	12	14	14	15	11	11
Pregnancy	6	6	3	3	3	3	3	3	2	3	3	7	7
Parent not caring for own child	1	1	1	1	1	1	1	1	1	0	0	0	0
SEND (16-18 year olds)	114	113	113	113	114	114	115	116	115	114	119	137	137
SEND (19+ year olds)	248	248	248	248	248	248	248	248	248	248	248	205	211
Total 16-18 cohort with at least one vulnerable group	172	170	164	163	165	166	166	167	167	163	169	196	196

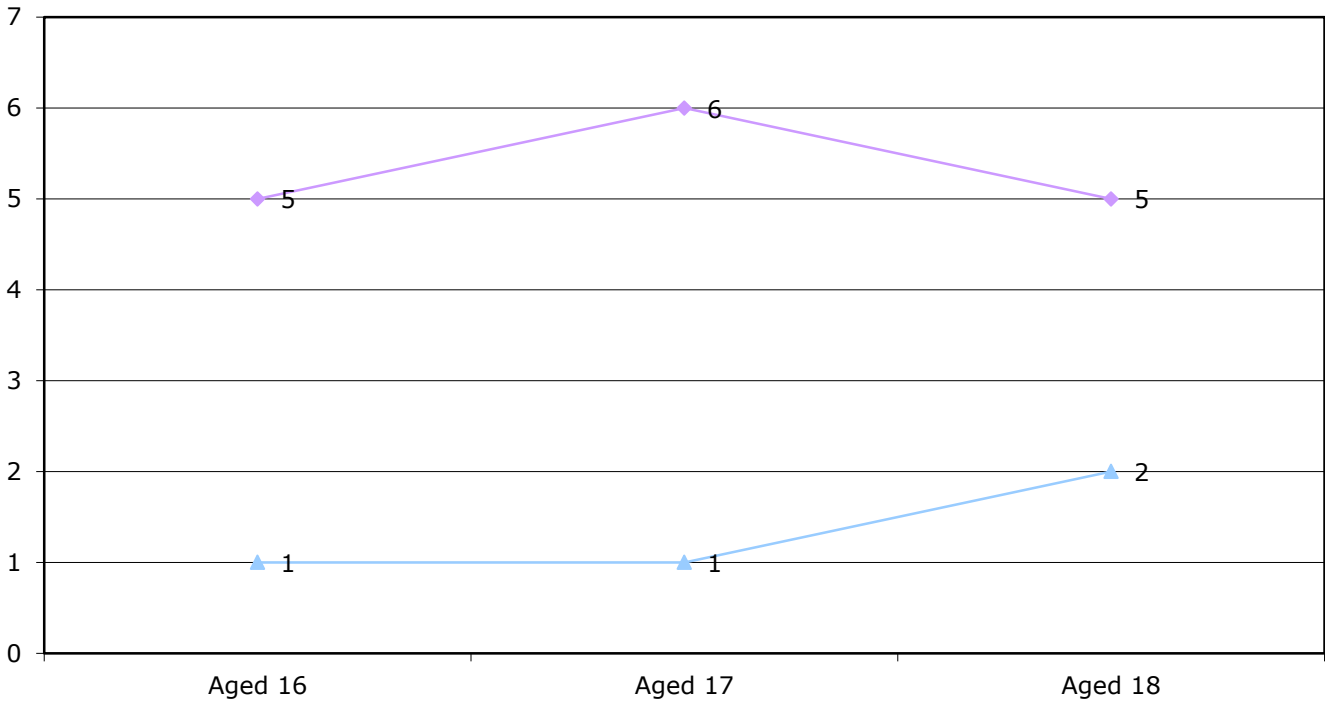
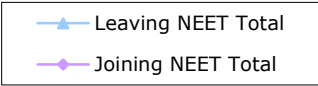
16-18 year old NEET by Vulnerable Group	Jul-15	Jun-15	May-15	Apr-15	Mar-15	Feb-15	Jan-15	Dec-14	Nov-14	Oct-14	Sep-14	Aug-14	Jul-14
Children in Care	8	6	5	5	5	5	5	6	8	5	6	6	6
known	1												
subset CIC KCC responsibility	5												
subset CIC OOC responsibility	2												
Caring for own child	15	13	13	13	13	13	13	12	12	10	9	20	20
Asylum seeker	1	1	1	1	1	1	1	1	1	0	0	0	0
Carer not own child	1	1	1	1	1	1	1	2	2	2	2	3	3
Substance Misuse	0	0	0	0	0	0	0	0	0	0	0	1	1
Care Leaver	0	0	0	0	0	0	0	0	0	0	0	1	1
known	0												
subset CL KCC responsibility	0												
subset CL OOC responsibility	0												
Supervised by YOT	4	3	3	2	2	4	4	4	3	2	2	4	4
Pregnancy	3	3	2	2	2	2	2	2	1	2	2	5	5
Parent not caring for own child	1	1	1	1	1	1	1	1	1	0	0	0	0
SEND (16-18 year olds)	6	4	5	4	5	4	4	5	4	4	6	12	13
SEND (19+ year olds)	42	41	40	40	40	40	40	40	40	40	41	35	35
Total 16-18 NEET with at least one vulnerable group	32	28	27	25	26	26	26	27	26	21	23	42	44

16-18 year old Not Knowns by Vulnerable Group	Jul-15	Jun-15	May-15	Apr-15	Mar-15	Feb-15	Jan-15	Dec-14	Nov-14	Oct-14	Sep-14	Aug-14	Jul-14
Children in Care	12	8	6	6	6	5	5	6	9	10	17	4	5
known	0												
subset CIC KCC responsibility	7												
subset CIC OOC responsibility	5												
Caring for own child	1	1	1	1	1	1	1	1	1	1	0	0	0
Asylum seeker	0	0	0	0	0	0	0	0	0	0	0	0	0
Carer not own child	3	2	2	2	2	2	1	1	1	1	2	1	1
Substance Misuse	1	1	1	1	1	1	1	1	2	2	1	0	1
Care Leaver	2	2	2	2	2	2	2	2	2	2	2	1	1
known	0												
subset CL KCC responsibility	2												
subset CL OOC responsibility	0												
Supervised by YOT	3	1	1	1	1	0	0	0	3	4	8	0	0
Pregnancy	3	1	1	1	1	1	1	0	0	0	0	0	0
Parent not caring for own child	0	0	0	0	0	0	0	0	0	0	0	0	0
SEND (16-18 year olds)	48	15	14	13	12	13	16	19	22	23	68	11	11
SEND (19+ year olds)	194	185	185	185	182	182	181	173	175	175	186	127	137
Total not known with at least one vulnerable group	70	28	25	24	23	23	25	28	34	36	89	15	17

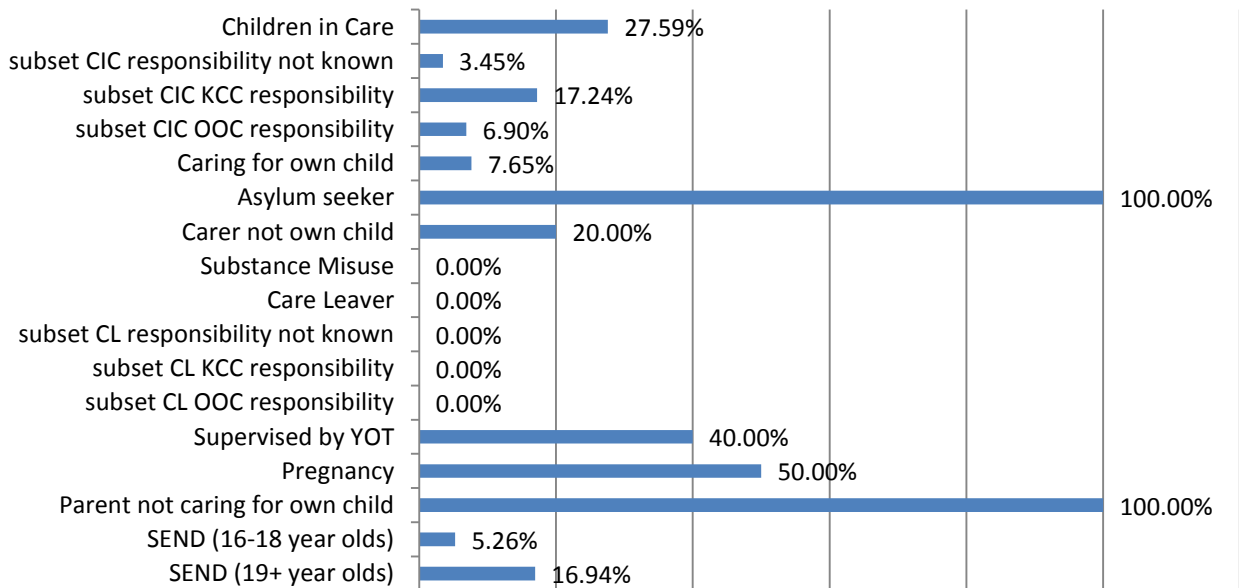
16-18 Year old NEET Leavers & Joiners	Aged 16	Aged 17	Aged 18	16-18 Total	Aged 19
Leaving NEET Total	1	1	2	4	8
Education	0	0	0	0	0
Employment	0	1	2	3	0
Government supported training	1	0	0	1	0
Re-engagement Provision	0	0	0	0	0
NEET in other area	0	0	0	0	0
Custodial Sentence	0	0	0	0	0
Moved Away	0	0	0	0	8
Cannot Be Contacted	0	0	0	0	0
Refused to disclose activity	0	0	0	0	0
Unknown Activity	0	0	0	0	0
Other Reason	0	0	0	0	0
Joining NEET Total	5	6	5	16	0
Education	3	0	2	5	0
Employment	1	2	1	4	0
Government supported training	0	3	0	3	0
Re-engagement Provision	0	0	0	0	0
NEET in other area	0	0	0	0	0
Other (inc custodial sentence)	1	1	2	4	0
Joiners>Leavers	-4	-5	-3	-12	8

16-18 Year Old NEET Labour Market Summary	No	%
Available:		
Working not for reward	7	3.21%
Not yet ready for work or learning	10	4.59%
Start Date agreed (other)	0	0.00%
Start Date agreed (RPA compliant)	3	1.38%
Seeking EET	198	90.83%
Available Total	218	100%
Unavailable:		
Young carers	0	0.00%
Teenage parents	21	30.00%
Illness	33	47.14%
Pregnancy	16	22.86%
Religious grounds	0	0.00%
Unlikely to be economically active	0	0.00%
Other reason	0	0.00%
Unavailable Total	70	100%

NEET Leavers and Joiners



% of Vulnerable Cohorts who are NEET



Education and Young People's Services Performance Management
NEET Monthly Report - Dover

16-18 year old cohort by Vulnerable Group	Jul-15	Jun-15	May-15	Apr-15	Mar-15	Feb-15	Jan-15	Dec-14	Nov-14	Oct-14	Sep-14	Aug-14	Jul-14
Children in Care	55	55	52	54	54	56	56	59	61	58	63	64	62
known	0												
subset CIC KCC responsibility	40												
subset CIC OOC responsibility	15												
Caring for own child	42	41	41	39	36	34	34	31	29	27	27	69	65
Asylum seeker	4	4	4	4	4	4	4	4	4	4	4	6	6
Carer not own child	6	6	6	6	6	6	6	5	4	4	4	7	7
Substance Misuse	16	16	16	15	15	15	15	17	22	22	21	27	29
Care Leaver	9	9	10	10	10	10	10	10	7	7	8	5	5
known	0												
subset CL KCC responsibility	9												
subset CL OOC responsibility	0												
Supervised by YOT	28	28	29	30	31	31	30	39	41	40	36	25	26
Pregnancy	21	22	22	22	23	20	20	18	17	17	17	23	23
Parent not caring for own child	2	2	2	2	2	2	2	2	2	3	3	4	4
SEND (16-18 year olds)	175	175	177	179	179	180	180	181	185	190	199	187	187
SEND (19+ year olds)	341	341	341	341	341	341	341	340	341	341	341	297	305
Total 16-18 cohort with at least one vulnerable group	309	309	311	310	309	306	305	308	310	310	317	345	343

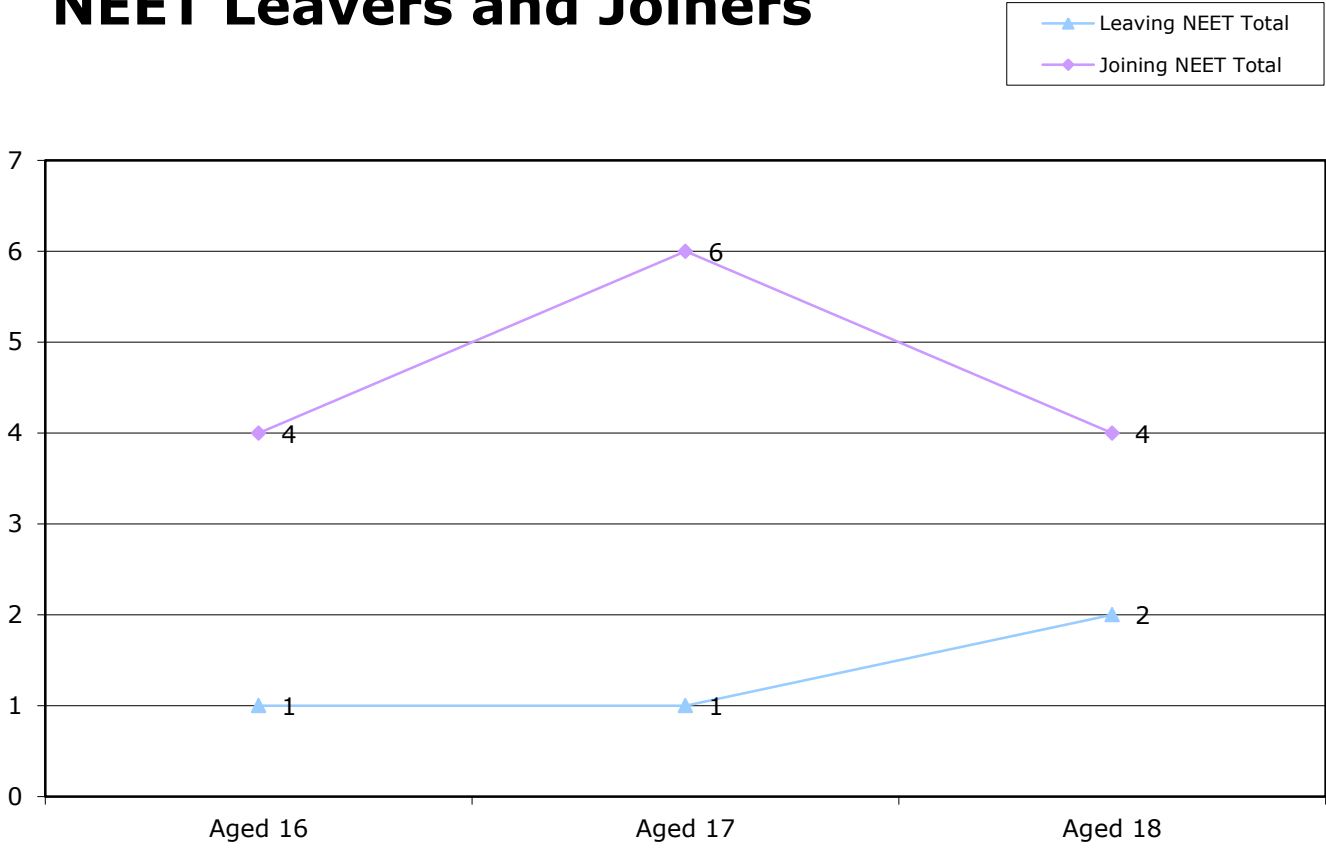
16-18 year old NEET by Vulnerable Group	Jul-15	Jun-15	May-15	Apr-15	Mar-15	Feb-15	Jan-15	Dec-14	Nov-14	Oct-14	Sep-14	Aug-14	Jul-14
Children in Care	12	11	10	10	11	7	9	9	9	9	10	20	17
known	0												
subset CIC KCC responsibility	10												
subset CIC OOC responsibility	2												
Caring for own child	25	24	23	23	20	19	21	20	18	16	16	50	45
Asylum seeker	0	0	0	0	0	0	0	0	0	0	0	0	0
Carer not own child	0	2	2	2	2	2	2	1	0	0	1	2	2
Substance Misuse	2	3	3	2	2	2	3	4	4	3	2	5	7
Care Leaver	6	6	7	7	7	7	7	6	4	4	4	2	2
known	0												
subset CL KCC responsibility	6												
subset CL OOC responsibility	0												
Supervised by YOT	10	9	10	9	11	10	12	17	19	14	11	11	13
Pregnancy	16	17	17	18	19	16	15	13	12	3	13	18	17
Parent not caring for own child	1	1	1	1	1	1	1	2	1	1	1	2	2
SEND (16-18 year olds)	17	17	18	17	19	15	13	16	17	16	18	30	32
SEND (19+ year olds)	96	96	95	94	95	95	95	96	96	96	98	84	84
Total 16-18 NEET with at least one vulnerable group	75	75	76	75	75	65	67	65	62	56	57	109	108

16-18 year old Not Knowns by Vulnerable Group	Jul-15	Jun-15	May-15	Apr-15	Mar-15	Feb-15	Jan-15	Dec-14	Nov-14	Oct-14	Sep-14	Aug-14	Jul-14
Children in Care	17	6	7	7	9	10	10	10	19	19	40	7	7
known	0												
subset CIC KCC responsibility	11												
subset CIC OOC responsibility	6												
Caring for own child	12	7	7	7	6	6	6	5	5	5	10	1	2
Asylum seeker	3	3	3	3	3	3	3	3	3	3	4	2	2
Carer not own child	4	3	3	3	2	1	1	1	1	1	2	1	0
Substance Misuse	6	3	3	2	1	1	1	0	5	5	14	5	6
Care Leaver	3	2	2	2	2	2	2	1	2	2	2	0	0
known	0												
subset CL KCC responsibility	3												
subset CL OOC responsibility	0												
Supervised by YOT	7	3	0	0	0	0	0	3	8	8	16	4	3
Pregnancy	4	4	4	4	4	4	3	3	3	3	4	1	1
Parent not caring for own child	1	0	0	0	0	0	0	0	1	2	2	1	1
SEND (16-18 year olds)	92	32	32	32	30	32	38	39	46	55	136	11	9
SEND (19+ year olds)	231	220	221	218	208	208	207	206	207	215	237	177	185
Total not known with at least one vulnerable group	132	55	54	53	49	50	55	56	74	82	194	22	21

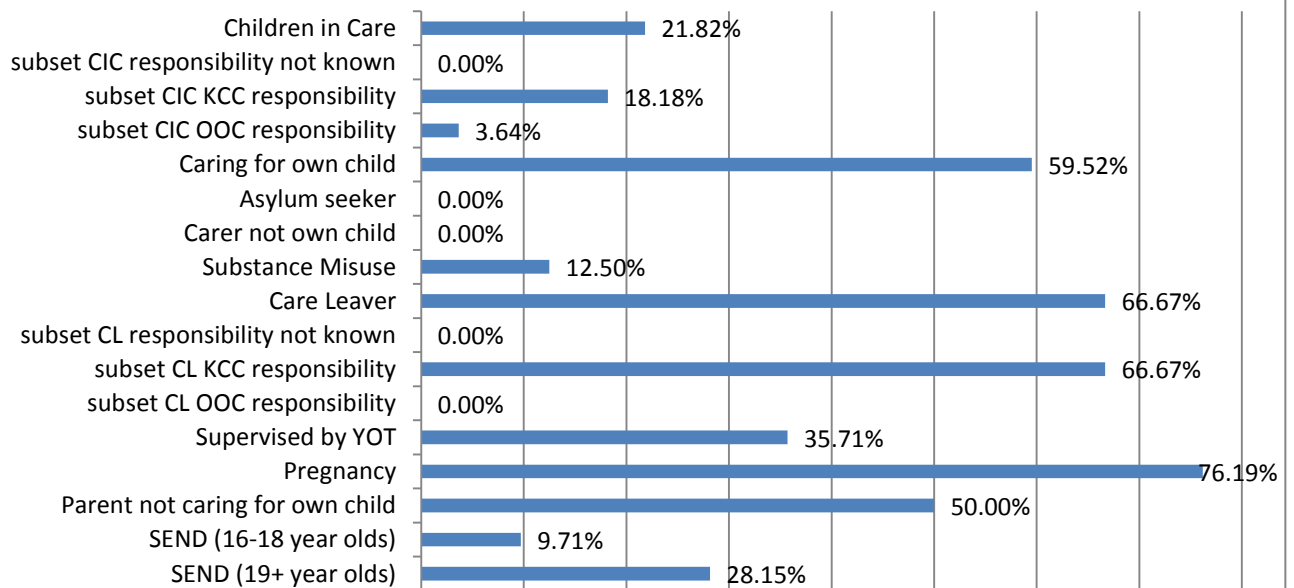
16-18 Year old NEET Leavers & Joiners	Aged 16	Aged 17	Aged 18	16-18 Total	Aged 19
Leaving NEET Total	1	1	2	4	8
Education	0	0	0	0	0
Employment	0	1	2	3	0
Government supported training	1	0	0	1	0
Re-engagement Provision	0	0	0	0	0
NEET in other area	0	0	0	0	0
Custodial Sentence	0	0	0	0	0
Moved Away	0	0	0	0	8
Cannot Be Contacted	0	0	0	0	0
Refused to disclose activity	0	0	0	0	0
Unknown Activity	0	0	0	0	0
Other Reason	0	0	0	0	0
Joining NEET Total	4	6	4	14	0
Education	2	0	1	3	0
Employment	1	2	1	4	0
Government supported training	0	3	0	3	0
Re-engagement Provision	0	0	0	0	0
NEET in other area	0	0	0	0	0
Other (inc custodial sentence)	1	1	2	4	0
Joiners>Leavers	-3	-5	-2	-10	8

16-18 Year Old NEET Labour Market Summary	No	%
Available:		
Working not for reward	7	3.21%
Not yet ready for work or learning	10	4.59%
Start Date agreed (other)	0	0.00%
Start Date agreed (RPA compliant)	3	1.38%
Seeking EET	198	90.83%
Available Total	218	100%
Unavailable:		
Young carers	0	0.00%
Teenage parents	21	30.00%
Illness	33	47.14%
Pregnancy	16	22.86%
Religious grounds	0	0.00%
Unlikely to be economically active	0	0.00%
Other reason	0	0.00%
Unavailable Total	70	100%

NEET Leavers and Joiners



% of Vulnerable Cohorts who are NEET



Education and Young People's Services Performance Management

NEET Monthly Report - Gravesham

16-18 year old cohort by Vulnerable Group	Jul-15	Jun-15	May-15	Apr-15	Mar-15	Feb-15	Jan-15	Dec-14	Nov-14	Oct-14	Sep-14	Aug-14	Jul-14
Children in Care	42	45	42	45	42	43	45	42	43	42	39	54	55
known	1												
subset CIC KCC responsibility	27												
subset CIC OOC responsibility	14												
Caring for own child	24	22	22	20	17	17	17	15	14	14	13	40	39
Asylum seeker	4	4	4	4	4	4	4	4	5	5	5	16	16
Carer not own child	7	7	8	7	7	7	7	7	7	7	6	6	6
Substance Misuse	4	4	3	3	3	3	3	2	4	3	3	8	9
Care Leaver	6	6	6	6	6	6	6	6	6	6	6	5	5
known	0												
subset CL KCC responsibility	6												
subset CL OOC responsibility	0												
Supervised by YOT	21	24	23	22	20	19	18	18	19	13	12	16	17
Pregnancy	31	31	20	18	18	18	17	17	15	15	14	20	20
Parent not caring for own child	1	1	1	1	1	1	1	1	1	1	1	2	2
SEND (16-18 year olds)	153	155	156	156	156	156	156	153	153	154	137	161	161
SEND (19+ year olds)	297	297	297	297	297	297	296	296	296	296	296	250	252
Total 16-18 cohort with at least one vulnerable group	257	259	247	244	240	240	240	233	233	229	209	286	286

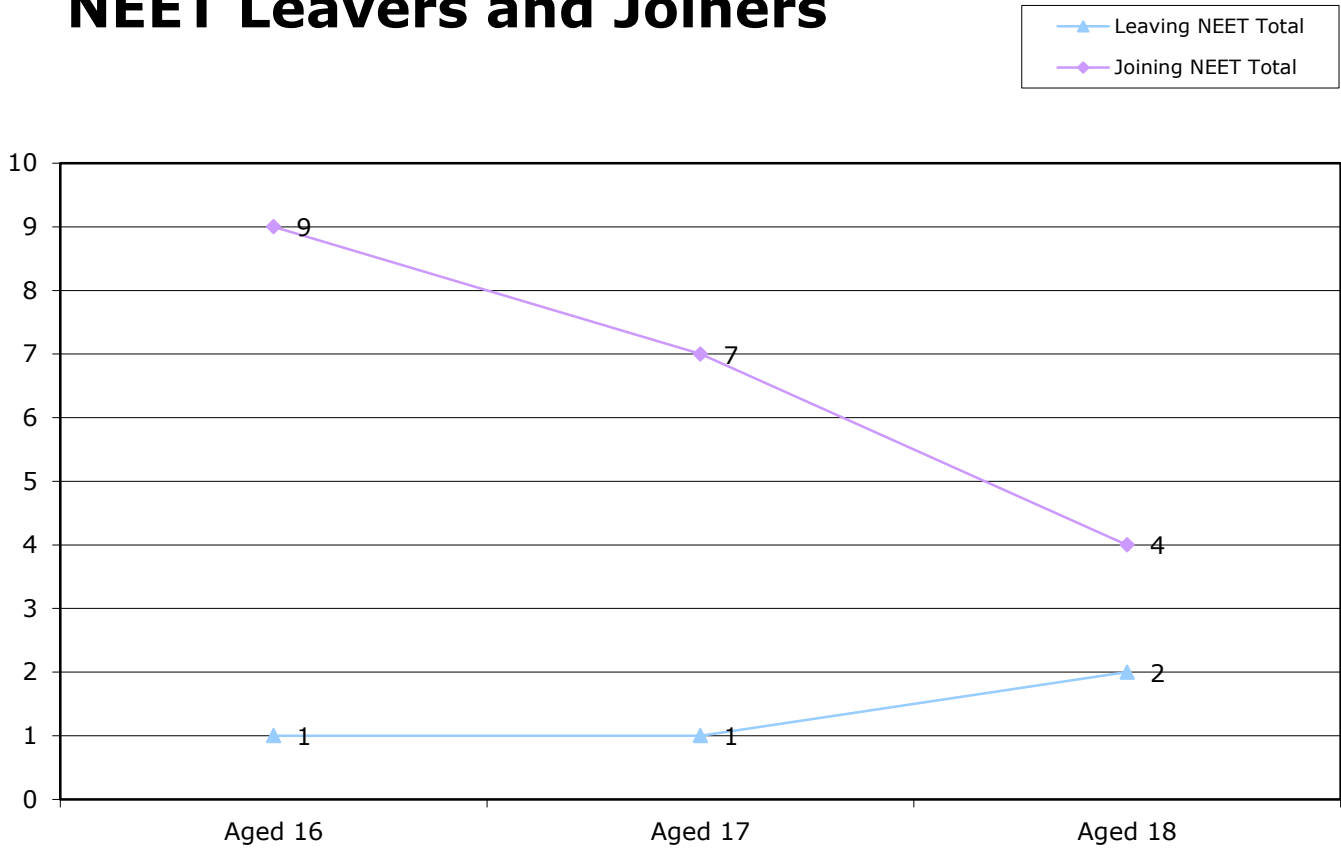
16-18 year old NEET by Vulnerable Group	Jul-15	Jun-15	May-15	Apr-15	Mar-15	Feb-15	Jan-15	Dec-14	Nov-14	Oct-14	Sep-14	Aug-14	Jul-14
Children in Care	14	14	13	16	11	11	11	11	10	8	9	13	14
known	1												
subset CIC KCC responsibility	9												
subset CIC OOC responsibility	4												
Caring for own child	19	17	17	15	12	11	11	9	8	7	7	29	28
Asylum seeker	1	1	1	1	1	1	1	1	1	1	1	1	1
Carer not own child	3	2	2	2	2	2	2	2	2	2	1	3	3
Substance Misuse	2	2	1	0	0	0	1	0	1	0	0	2	3
Care Leaver	1	1	1	1	1	1	1	1	1	1	1	0	0
known	0												
subset CL KCC responsibility	1												
subset CL OOC responsibility	0												
Supervised by YOT	11	13	11	10	9	8	6	9	8	3	2	7	8
Pregnancy	20	20	17	15	15	15	14	14	12	12	12	18	18
Parent not caring for own child	1	1	1	1	1	1	1	1	1	1	1	1	1
SEND (16-18 year olds)	20	19	20	18	18	18	17	17	17	15	15	24	23
SEND (19+ year olds)	65	65	65	65	64	64	63	64	64	65	66	59	57
Total 16-18 NEET with at least one vulnerable group	78	76	70	64	60	57	56	55	50	43	44	84	83

16-18 year old Not Knowns by Vulnerable Group	Jul-15	Jun-15	May-15	Apr-15	Mar-15	Feb-15	Jan-15	Dec-14	Nov-14	Oct-14	Sep-14	Aug-14	Jul-14
Children in Care	16	8	5	5	5	6	6	6	11	10	21	5	5
known	0												
subset CIC KCC responsibility	9												
subset CIC OOC responsibility	7												
Caring for own child	5	3	3	3	3	3	3	4	4	4	4	2	2
Asylum seeker	2	1	1	1	1	2	2	2	4	4	4	4	4
Carer not own child	3	1	2	2	2	2	2	1	1	1	3	0	0
Substance Misuse	2	1	0	0	0	0	0	0	2	2	3	4	4
Care Leaver	5	3	2	2	3	3	3	2	2	2	3	0	0
known	0												
subset CL KCC responsibility	5												
subset CL OOC responsibility	0												
Supervised by YOT	8	6	3	0	1	1	0	0	2	4	4	4	4
Pregnancy	8	1	0	0	0	0	0	0	0	0	2	0	0
Parent not caring for own child	0	0	0	0	0	0	0	0	0	0	0	0	0
SEND (16-18 year olds)	63	19	18	15	16	16	18	19	20	24	60	24	24
SEND (19+ year olds)	219	213	213	209	207	206	208	204	204	209	219	169	172
Total not known with at least one vulnerable group	97	34	31	26	28	29	30	30	37	41	88	35	35

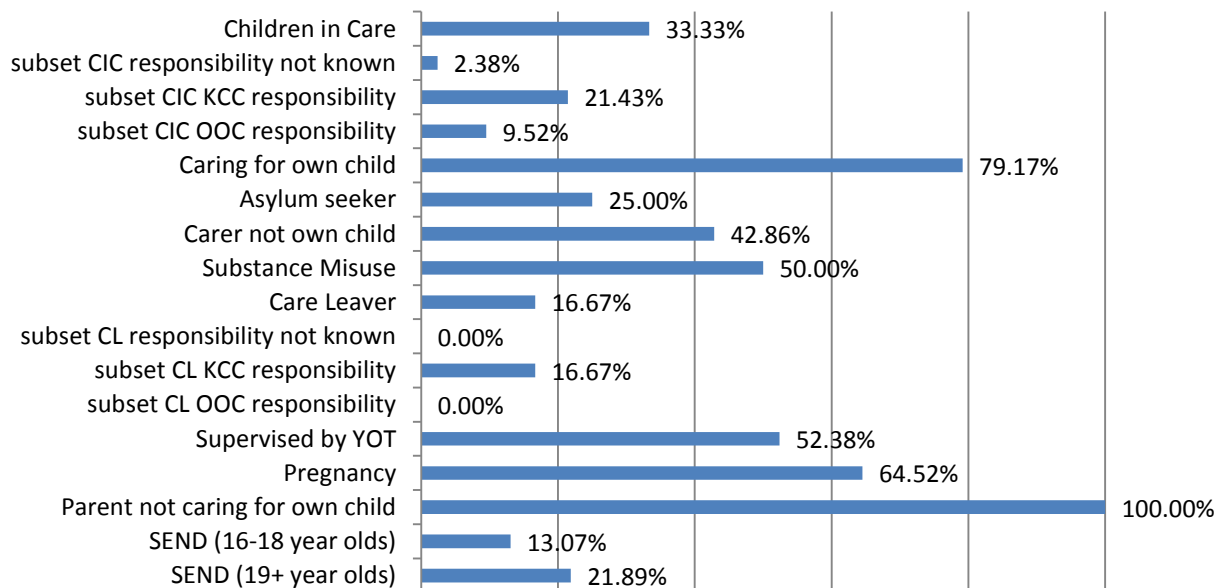
16-18 Year old NEET Leavers & Joiners	Aged 16	Aged 17	Aged 18	16-18 Total	Aged 19
Leaving NEET Total	1	1	2	4	8
Education	0	0	0	0	0
Employment	0	1	2	3	0
Government supported training	1	0	0	1	0
Re-engagement Provision	0	0	0	0	0
NEET in other area	0	0	0	0	0
Custodial Sentence	0	0	0	0	0
Moved Away	0	0	0	0	8
Cannot Be Contacted	0	0	0	0	0
Refused to disclose activity	0	0	0	0	0
Unknown Activity	0	0	0	0	0
Other Reason	0	0	0	0	0
Joining NEET Total	9	7	4	20	0
Education	7	1	1	9	0
Employment	1	2	1	4	0
Government supported training	0	3	0	3	0
Re-engagement Provision	0	0	0	0	0
NEET in other area	0	0	0	0	0
Other (inc custodial sentence)	1	1	2	4	0
Joiners>Leavers	-8	-6	-2	-16	8

16-18 Year Old NEET Labour Market Summary	No	%
Available:		
Working not for reward	7	3.21%
Not yet ready for work or learning	10	4.59%
Start Date agreed (other)	0	0.00%
Start Date agreed (RPA compliant)	3	1.38%
Seeking EET	198	90.83%
Available Total	218	100%
Unavailable:		
Young carers	0	0.00%
Teenage parents	21	30.00%
Illness	33	47.14%
Pregnancy	16	22.86%
Religious grounds	0	0.00%
Unlikely to be economically active	0	0.00%
Other reason	0	0.00%
Unavailable Total	70	100%

NEET Leavers and Joiners



% of Vulnerable Cohorts who are NEET



Education and Young People's Services Performance Management

NEET Monthly Report - Maidstone

16-18 year old cohort by Vulnerable Group	Jul-15	Jun-15	May-15	Apr-15	Mar-15	Feb-15	Jan-15	Dec-14	Nov-14	Oct-14	Sep-14	Aug-14	Jul-14
Children in Care	41	39	39	37	37	39	38	38	37	40	37	53	53
known	0												
subset CIC KCC responsibility	33												
subset CIC OOC responsibility	8												
Caring for own child	35	35	34	33	30	30	27	26	25	26	25	54	52
Asylum seeker	4	4	4	4	4	4	4	4	3	3	3	10	10
Carer not own child	7	7	7	7	7	7	7	7	7	7	8	10	10
Substance Misuse	7	6	6	6	6	7	7	7	9	8	8	12	14
Care Leaver	8	7	7	7	7	7	7	7	7	7	7	5	5
known	0												
subset CL KCC responsibility	6												
subset CL OOC responsibility	2												
Supervised by YOT	14	14	14	14	14	14	14	16	19	19	16	14	16
Pregnancy	17	17	15	13	13	12	11	10	9	6	4	12	12
Parent not caring for own child	1	1	1	1	1	1	1	1	1	1	1	1	1
SEND (16-18 year olds)	208	208	208	207	206	206	205	206	205	205	205	229	228
SEND (19+ year olds)	436	436	436	436	436	437	436	436	436	436	436	359	363
Total 16-18 cohort with at least one vulnerable group	312	309	306	302	298	297	293	293	297	299	295	364	362

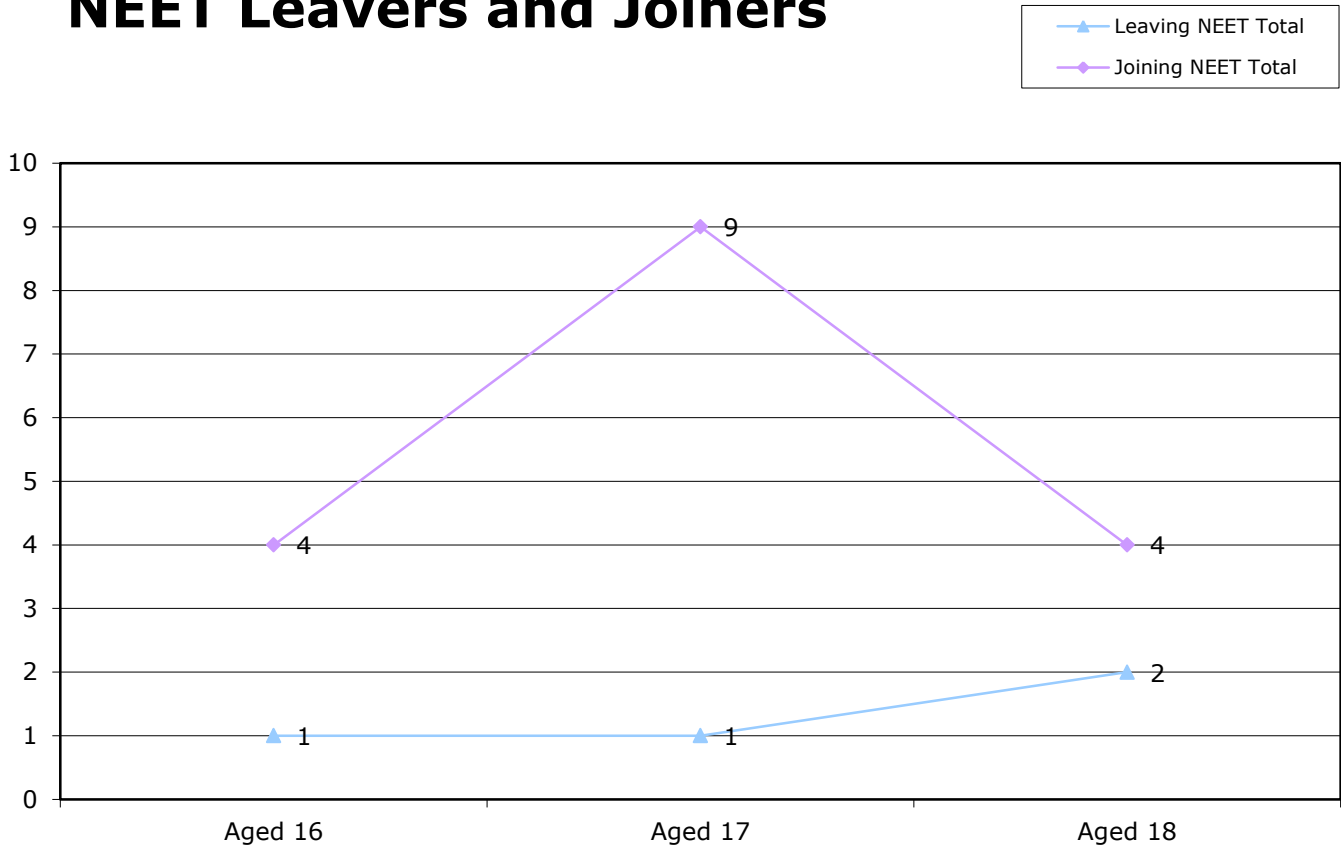
16-18 year old NEET by Vulnerable Group	Jul-15	Jun-15	May-15	Apr-15	Mar-15	Feb-15	Jan-15	Dec-14	Nov-14	Oct-14	Sep-14	Aug-14	Jul-14
Children in Care	11	9	9	8	9	9	8	6	5	6	8	16	16
known	0												
subset CIC KCC responsibility	10												
subset CIC OOC responsibility	1												
Caring for own child	26	26	25	24	21	21	18	17	17	17	18	39	39
Asylum seeker	0	0	0	0	0	0	0	0	0	0	0	1	1
Carer not own child	4	4	4	4	4	4	5	6	5	5	6	8	8
Substance Misuse	0	0	0	0	1	1	2	1	1	1	1	4	6
Care Leaver	4	3	3	3	3	3	3	3	3	4	4	1	1
known	0												
subset CL KCC responsibility	4												
subset CL OOC responsibility	0												
Supervised by YOT	7	7	8	8	9	8	7	8	7	5	2	7	8
Pregnancy	14	14	14	13	13	12	10	9	8	5	4	12	12
Parent not caring for own child	0	0	0	0	0	0	1	1	1	1	1	1	1
SEND (16-18 year olds)	17	15	14	16	18	16	15	15	15	14	15	27	26
SEND (19+ year olds)	101	101	101	101	102	100	97	94	94	95	96	90	90
Total 16-18 NEET with at least one vulnerable group	69	66	65	65	65	61	58	56	53	50	53	94	98

16-18 year old Not Knowns by Vulnerable Group	Jul-15	Jun-15	May-15	Apr-15	Mar-15	Feb-15	Jan-15	Dec-14	Nov-14	Oct-14	Sep-14	Aug-14	Jul-14
Children in Care	17	8	9	7	6	7	7	5	9	10	22	7	6
known	0												
subset CIC KCC responsibility	12												
subset CIC OOC responsibility	5												
Caring for own child	5	4	3	4	3	3	2	3	3	4	5	4	5
Asylum seeker	3	1	1	1	1	1	1	1	2	2	3	2	1
Carer not own child	2	0	0	0	0	0	0	0	0	0	1	0	0
Substance Misuse	4	3	3	3	3	3	3	1	2	3	4	1	1
Care Leaver	1	1	1	1	1	1	1	0	0	1	1	1	2
known	0												
subset CL KCC responsibility	0												
subset CL OOC responsibility	1												
Supervised by YOT	4	3	3	1	1	0	0	0	4	8	7	2	4
Pregnancy	0	0	0	0	0	0	1	0	0	0	0	0	0
Parent not caring for own child	0	0	0	0	0	0	0	0	0	0	0	0	0
SEND (16-18 year olds)	101	44	41	37	34	36	39	39	40	41	115	21	22
SEND (19+ year olds)	321	292	291	281	269	272	273	279	274	282	325	225	226
Total not known with at least one vulnerable group	129	60	56	50	46	47	50	46	55	65	148	35	39

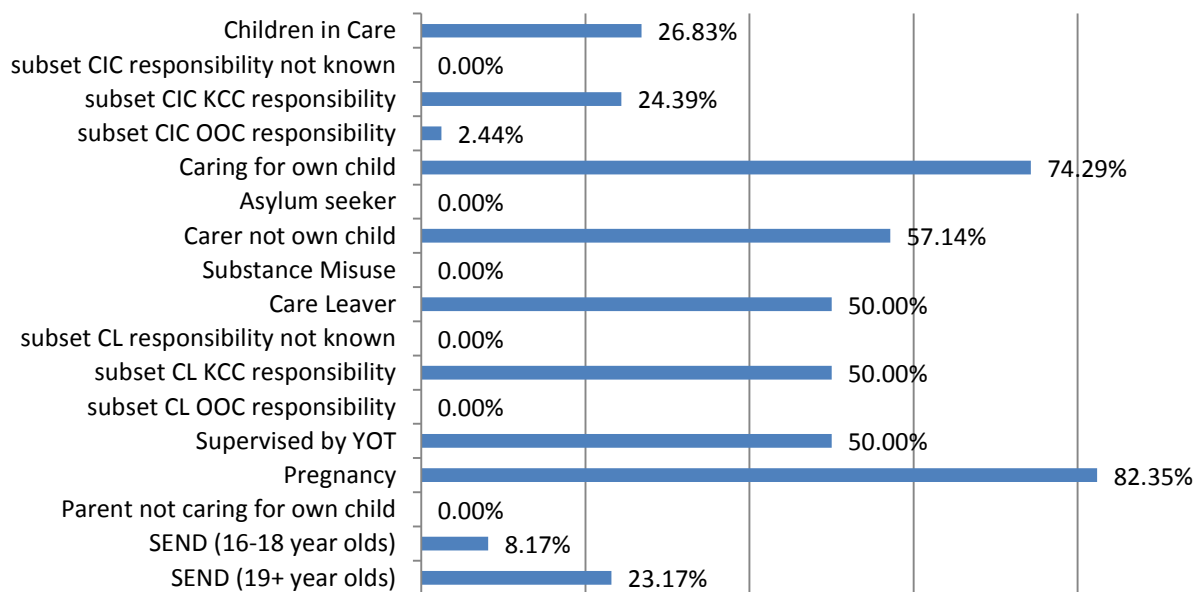
16-18 Year old NEET Leavers & Joiners	Aged 16	Aged 17	Aged 18	16-18 Total	Aged 19
Leaving NEET Total	1	1	2	4	8
Education	0	0	0	0	0
Employment	0	1	2	3	0
Government supported training	1	0	0	1	0
Re-engagement Provision	0	0	0	0	0
NEET in other area	0	0	0	0	0
Custodial Sentence	0	0	0	0	0
Moved Away	0	0	0	0	8
Cannot Be Contacted	0	0	0	0	0
Refused to disclose activity	0	0	0	0	0
Unknown Activity	0	0	0	0	0
Other Reason	0	0	0	0	0
Joining NEET Total	4	9	4	17	1
Education	2	3	1	6	1
Employment	1	2	1	4	0
Government supported training	0	3	0	3	0
Re-engagement Provision	0	0	0	0	0
NEET in other area	0	0	0	0	0
Other (inc custodial sentence)	1	1	2	4	0
Joiners>Leavers	-3	-8	-2	-13	7

16-18 Year Old NEET Labour Market Summary	No	%
Available:		
Working not for reward	7	3.21%
Not yet ready for work or learning	10	4.59%
Start Date agreed (other)	0	0.00%
Start Date agreed (RPA compliant)	3	1.38%
Seeking EET	198	90.83%
Available Total	218	100%
Unavailable:		
Young carers	0	0.00%
Teenage parents	21	30.00%
Illness	33	47.14%
Pregnancy	16	22.86%
Religious grounds	0	0.00%
Unlikely to be economically active	0	0.00%
Other reason	0	0.00%
Unavailable Total	70	100%

NEET Leavers and Joiners



% of Vulnerable Cohorts who are NEET



Education and Young People's Services Performance Management

NEET Monthly Report - Sevenoaks

16-18 year old cohort by Vulnerable Group	Jul-15	Jun-15	May-15	Apr-15	Mar-15	Feb-15	Jan-15	Dec-14	Nov-14	Oct-14	Sep-14	Aug-14	Jul-14
Children in Care	17	17	14	14	14	14	14	15	14	16	18	21	21
known	0												
subset CIC KCC responsibility	5												
subset CIC OOC responsibility	12												
Caring for own child	13	13	12	11	11	11	11	10	10	10	10	24	22
Asylum seeker	0	0	0	0	0	0	0	0	0	0	0	0	0
Carer not own child	4	4	4	4	3	3	3	3	3	3	3	5	5
Substance Misuse	4	4	5	5	5	5	4	4	6	6	6	7	7
Care Leaver	0	0	0	0	0	0	0	0	0	0	0	0	0
known	0												
subset CL KCC responsibility	0												
subset CL OOC responsibility	0												
Supervised by YOT	18	18	18	18	18	18	18	20	22	21	22	11	12
Pregnancy	9	9	8	8	8	5	5	3	3	3	3	6	6
Parent not caring for own child	0	0	0	0	0	0	0	0	0	0	0	0	0
SEND (16-18 year olds)	115	115	115	115	115	115	115	116	120	124	136	127	127
SEND (19+ year olds)	232	232	232	232	232	232	232	232	232	232	233	188	191
Total 16-18 cohort with at least one vulnerable group	164	164	161	160	159	156	155	155	162	166	180	178	178

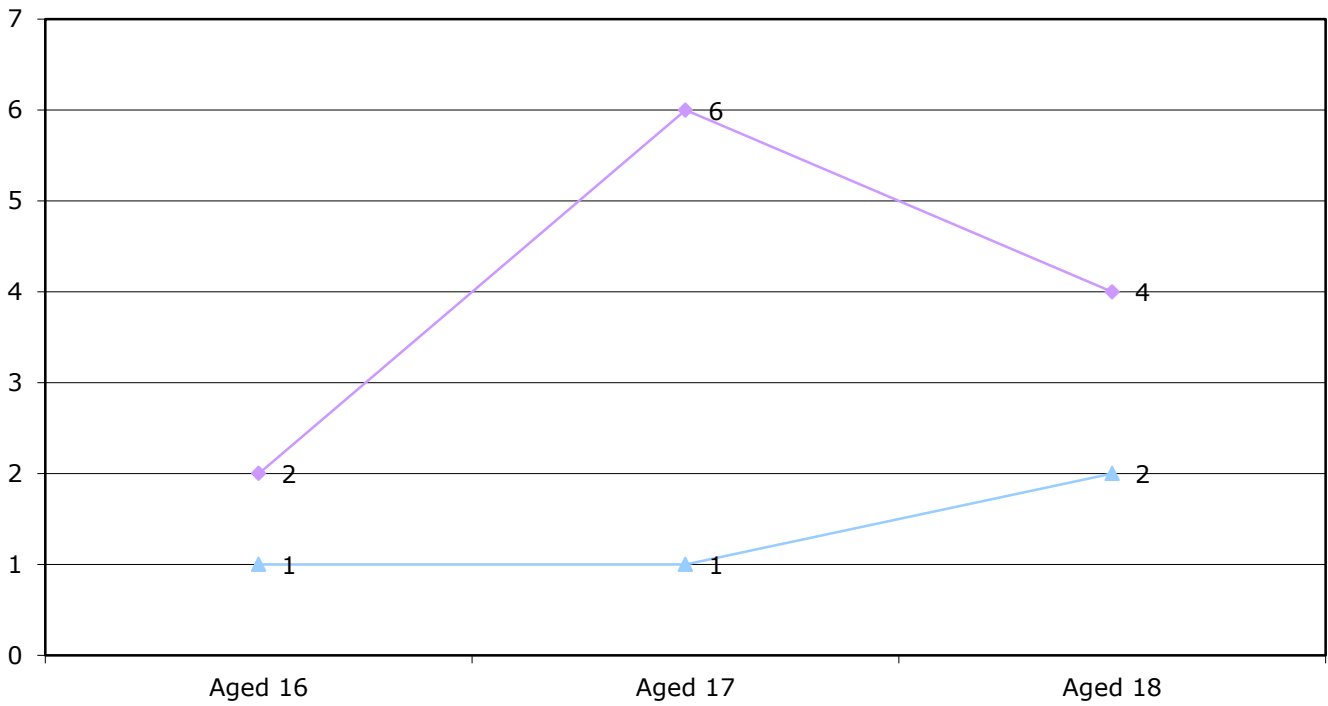
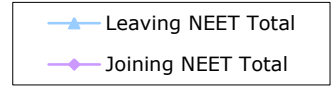
16-18 year old NEET by Vulnerable Group	Jul-15	Jun-15	May-15	Apr-15	Mar-15	Feb-15	Jan-15	Dec-14	Nov-14	Oct-14	Sep-14	Aug-14	Jul-14
Children in Care	1	1	1	1	1	1	1	1	1	1	1	1	1
known	0												
subset CIC KCC responsibility	0												
subset CIC OOC responsibility	1												
Caring for own child	8	8	7	7	7	7	7	6	6	6	7	15	15
Asylum seeker	0	0	0	0	0	0	0	0	0	0	0	0	0
Carer not own child	1	1	1	1	0	0	0	1	1	1	1	3	3
Substance Misuse	1	1	2	2	1	1	1	1	3	3	3	2	2
Care Leaver	0	0	0	0	0	0	0	0	0	0	0	0	0
known	0												
subset CL KCC responsibility	0												
subset CL OOC responsibility	0												
Supervised by YOT	3	3	2	2	2	2	2	3	1	1	1	4	3
Pregnancy	7	7	6	6	6	3	3	2	2	2	3	4	4
Parent not caring for own child	0	0	0	0	0	0	0	0	0	0	0	0	0
SEND (16-18 year olds)	4	4	4	4	4	3	3	3	3	3	4	10	10
SEND (19+ year olds)	32	31	32	31	31	31	32	32	32	30	32	27	26
Total 16-18 NEET with at least one vulnerable group	23	23	21	21	19	15	15	15	15	15	18	31	32

16-18 year old Not Knowns by Vulnerable Group	Jul-15	Jun-15	May-15	Apr-15	Mar-15	Feb-15	Jan-15	Dec-14	Nov-14	Oct-14	Sep-14	Aug-14	Jul-14
Children in Care	7	4	3	3	3	3	3	5	7	9	14	0	1
known	0												
subset CIC KCC responsibility	2												
subset CIC OOC responsibility	5												
Caring for own child	2	1	0	0	0	0	0	0	2	2	2	1	1
Asylum seeker	0	0	0	0	0	0	0	0	0	0	0	0	0
Carer not own child	2	2	2	2	1	1	1	1	1	1	1	0	0
Substance Misuse	2	2	1	1	1	1	0	0	1	1	0	0	1
Care Leaver	0	0	0	0	0	0	0	0	0	0	0	0	0
known	0												
subset CL KCC responsibility	0												
subset CL OOC responsibility	0												
Supervised by YOT	4	2	1	1	2	0	0	1	8	7	9	1	3
Pregnancy	2	1	1	1	0	0	0	0	0	0	0	0	0
Parent not caring for own child	0	0	0	0	0	0	0	0	0	0	0	0	0
SEND (16-18 year olds)	41	17	12	11	10	9	9	11	25	30	83	15	16
SEND (19+ year olds)	188	187	186	183	173	173	164	165	170	173	183	115	129
Total not known with at least one vulnerable group	55	25	18	17	15	13	12	16	36	41	99	17	21

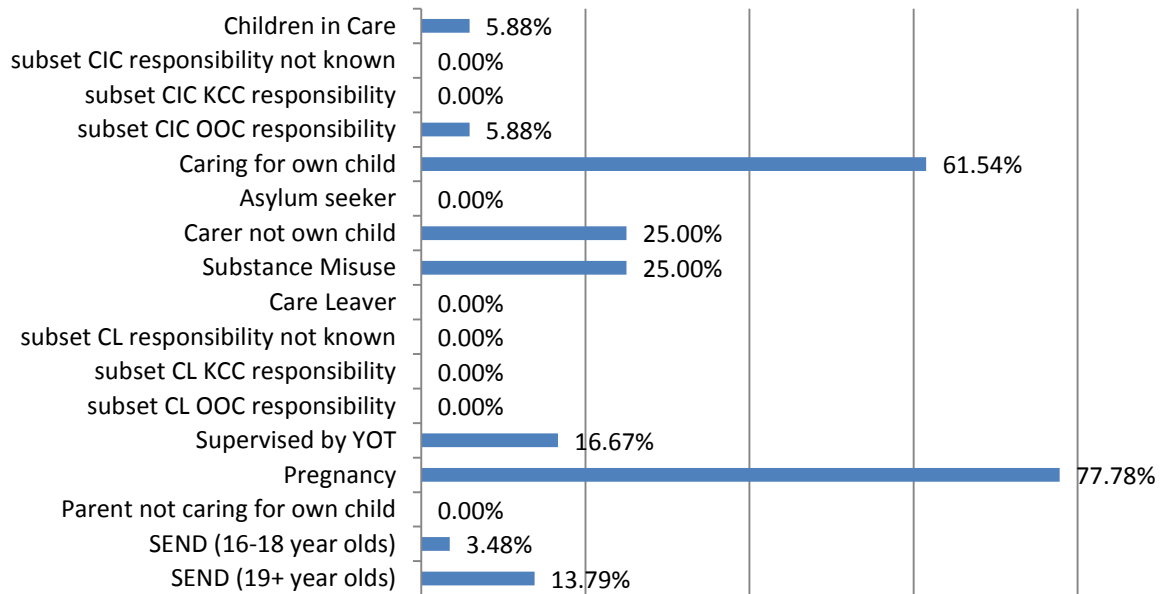
16-18 Year old NEET Leavers & Joiners	Aged 16	Aged 17	Aged 18	16-18 Total	Aged 19
Leaving NEET Total	1	1	2	4	8
Education	0	0	0	0	0
Employment	0	1	2	3	0
Government supported training	1	0	0	1	0
Re-engagement Provision	0	0	0	0	0
NEET in other area	0	0	0	0	0
Custodial Sentence	0	0	0	0	0
Moved Away	0	0	0	0	8
Cannot Be Contacted	0	0	0	0	0
Refused to disclose activity	0	0	0	0	0
Unknown Activity	0	0	0	0	0
Other Reason	0	0	0	0	0
Joining NEET Total	2	6	4	12	0
Education	0	0	1	1	0
Employment	1	2	1	4	0
Government supported training	0	3	0	3	0
Re-engagement Provision	0	0	0	0	0
NEET in other area	0	0	0	0	0
Other (inc custodial sentence)	1	1	2	4	0
Joiners>Leavers	-1	-5	-2	-8	8

16-18 Year Old NEET Labour Market Summary	No	%
Available:		
Working not for reward	7	3.21%
Not yet ready for work or learning	10	4.59%
Start Date agreed (other)	0	0.00%
Start Date agreed (RPA compliant)	3	1.38%
Seeking EET	198	90.83%
Available Total	218	100%
Unavailable:		
Young carers	0	0.00%
Teenage parents	21	30.00%
Illness	33	47.14%
Pregnancy	16	22.86%
Religious grounds	0	0.00%
Unlikely to be economically active	0	0.00%
Other reason	0	0.00%
Unavailable Total	70	100%

NEET Leavers and Joiners



% of Vulnerable Cohorts who are NEET



Education and Young People's Services Performance Management

NEET Monthly Report - Shepway

16-18 year old cohort by Vulnerable Group	Jul-15	Jun-15	May-15	Apr-15	Mar-15	Feb-15	Jan-15	Dec-14	Nov-14	Oct-14	Sep-14	Aug-14	Jul-14
Children in Care	61	62	62	59	59	61	61	62	63	65	68	66	66
known	0												
subset CIC KCC responsibility	51												
subset CIC OOC responsibility	10												
Caring for own child	48	47	41	38	34	34	33	30	29	24	24	48	45
Asylum seeker	2	2	2	2	2	2	2	2	2	3	3	8	8
Carer not own child	4	4	4	4	4	3	3	1	1	1	1	4	4
Substance Misuse	9	9	9	9	9	9	9	9	16	16	16	19	24
Care Leaver	18	18	18	18	18	16	16	15	14	13	13	15	14
known	0												
subset CL KCC responsibility	18												
subset CL OOC responsibility	0												
Supervised by YOT	26	26	27	26	25	25	24	26	26	27	28	7	10
Pregnancy	21	21	19	17	15	15	14	15	15	13	13	23	23
Parent not caring for own child	4	4	4	4	4	4	4	4	3	3	3	4	4
SEND (16-18 year olds)	154	154	153	153	153	153	152	153	150	146	138	160	160
SEND (19+ year olds)	286	286	286	286	286	287	287	288	288	288	288	239	246
Total 16-18 cohort with at least one vulnerable group	306	305	300	292	286	285	281	278	278	269	264	306	309

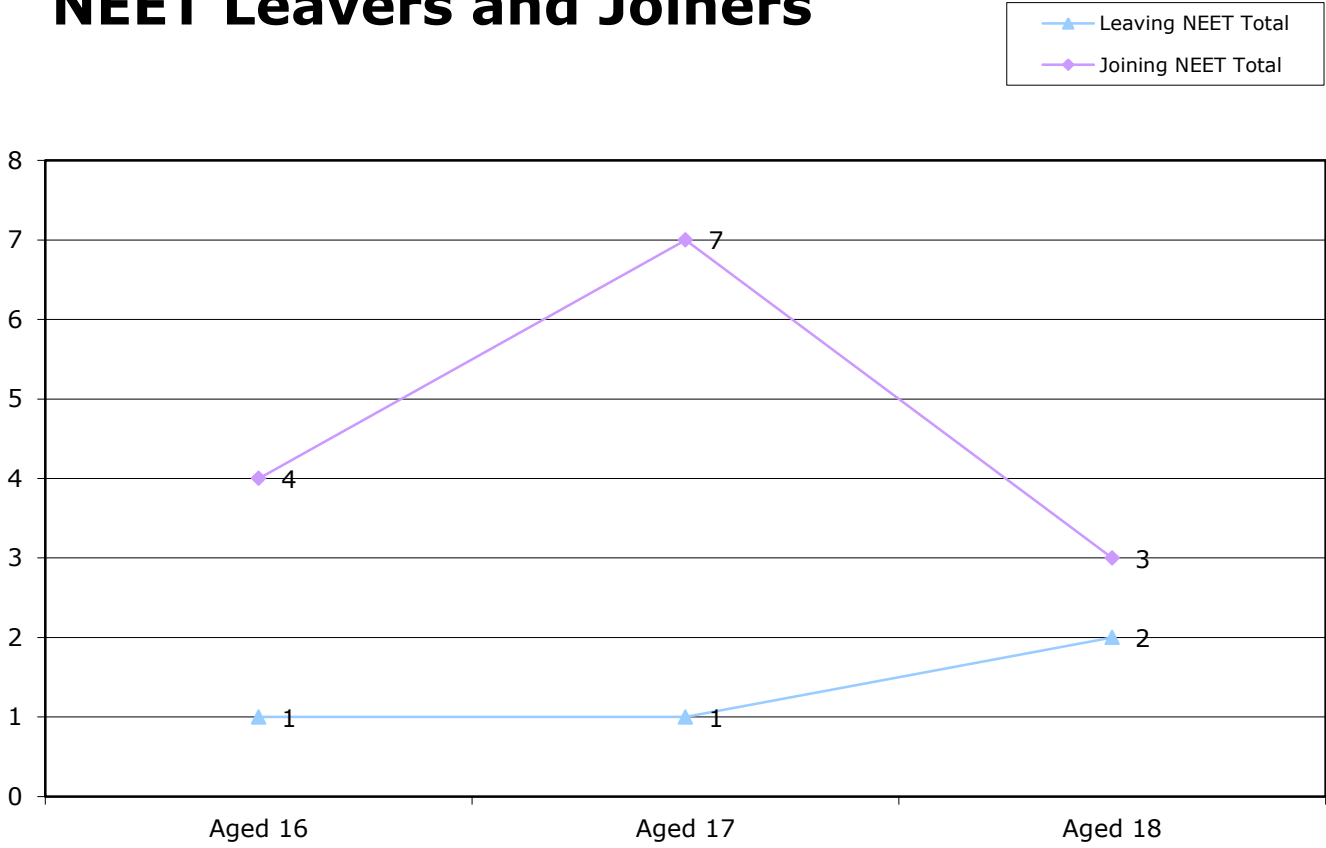
16-18 year old NEET by Vulnerable Group	Jul-15	Jun-15	May-15	Apr-15	Mar-15	Feb-15	Jan-15	Dec-14	Nov-14	Oct-14	Sep-14	Aug-14	Jul-14
Children in Care	11	11	11	10	11	10	11	14	13	11	15	14	15
known	0												
subset CIC KCC responsibility	10												
subset CIC OOC responsibility	1												
Caring for own child	34	34	28	26	22	22	19	14	13	9	11	25	27
Asylum seeker	1	1	1	1	1	1	1	2	2	1	1	1	1
Carer not own child	3	3	3	3	3	2	2	0	0	0	0	1	1
Substance Misuse	1	1	1	1	1	1	1	1	4	4	4	5	10
Care Leaver	7	7	7	6	6	6	6	5	5	6	8	8	8
known	0												
subset CL KCC responsibility	7												
subset CL OOC responsibility	0												
Supervised by YOT	8	8	9	7	6	5	5	5	5	5	7	1	5
Pregnancy	13	13	14	13	11	11	11	9	8	10	10	18	18
Parent not caring for own child	1	1	1	1	1	1	1	1	0	1	2	3	3
SEND (16-18 year olds)	16	15	14	15	17	15	15	14	13	11	15	23	24
SEND (19+ year olds)	77	77	77	76	77	75	75	72	72	75	75	71	50
Total 16-18 NEET with at least one vulnerable group	83	82	79	74	70	66	63	55	50	47	57	82	92

16-18 year old Not Knowns by Vulnerable Group	Jul-15	Jun-15	May-15	Apr-15	Mar-15	Feb-15	Jan-15	Dec-14	Nov-14	Oct-14	Sep-14	Aug-14	Jul-14
Children in Care	21	10	10	6	5	4	4	3	6	14	26	8	7
known	0												
subset CIC KCC responsibility	17												
subset CIC OOC responsibility	4												
Caring for own child	9	6	6	7	6	6	7	7	8	8	10	4	3
Asylum seeker	0	0	0	0	0	0	0	0	0	2	1	4	5
Carer not own child	1	1	1	0	0	0	0	0	0	0	1	1	1
Substance Misuse	5	3	2	2	1	1	2	1	5	5	8	3	3
Care Leaver	7	4	4	3	3	2	3	3	3	3	3	3	4
known	0												
subset CL KCC responsibility	7												
subset CL OOC responsibility	0												
Supervised by YOT	12	6	6	4	1	0	0	1	5	5	10	2	3
Pregnancy	3	2	1	1	1	1	1	3	2	1	1	0	0
Parent not caring for own child	3	2	2	2	1	0	0	0	0	0	1	0	1
SEND (16-18 year olds)	72	30	27	24	19	17	18	21	24	28	67	7	8
SEND (19+ year olds)	195	184	184	178	165	161	159	166	164	170	195	111	140
Total not known with at least one vulnerable group	116	54	49	42	31	27	31	35	46	54	114	24	25

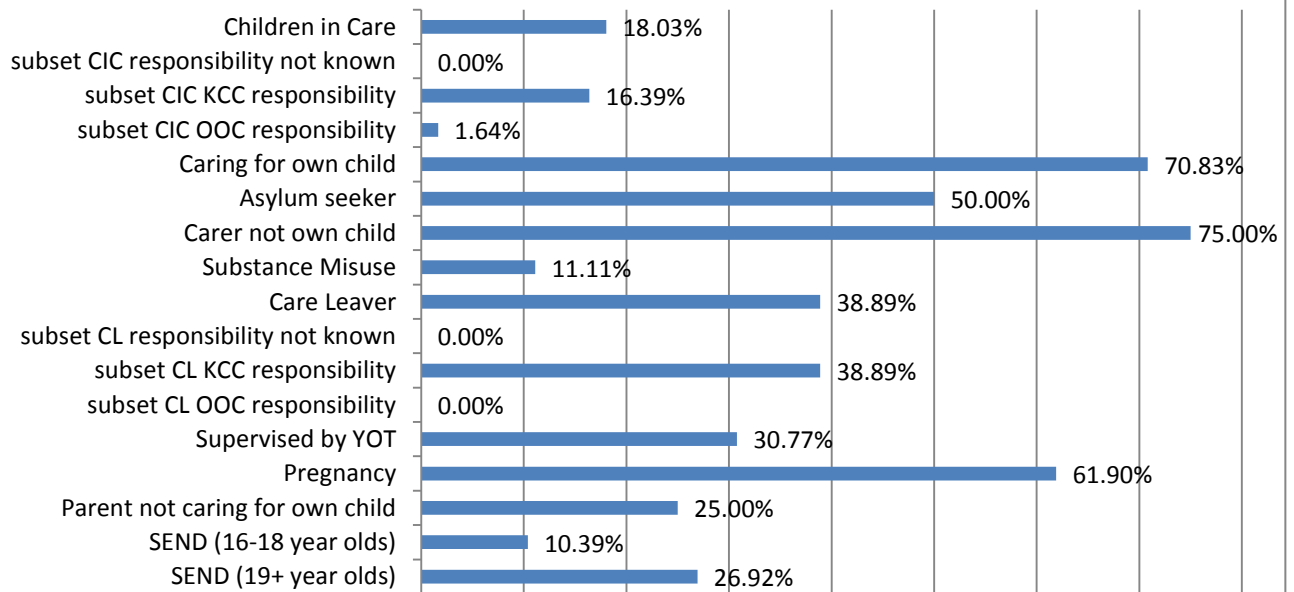
16-18 Year old NEET Leavers & Joiners	Aged 16	Aged 17	Aged 18	16-18 Total	Aged 19
Leaving NEET Total	1	1	2	4	8
Education	0	0	0	0	0
Employment	0	1	2	3	0
Government supported training	1	0	0	1	0
Re-engagement Provision	0	0	0	0	0
NEET in other area	0	0	0	0	0
Custodial Sentence	0	0	0	0	0
Moved Away	0	0	0	0	8
Cannot Be Contacted	0	0	0	0	0
Refused to disclose activity	0	0	0	0	0
Unknown Activity	0	0	0	0	0
Other Reason	0	0	0	0	0
Joining NEET Total	4	7	3	14	0
Education	2	1	0	3	0
Employment	1	2	1	4	0
Government supported training	0	3	0	3	0
Re-engagement Provision	0	0	0	0	0
NEET in other area	0	0	0	0	0
Other (inc custodial sentence)	1	1	2	4	0
Joiners>Leavers	-3	-6	-1	-10	8

16-18 Year Old NEET Labour Market Summary	No	%
Available:		
Working not for reward	7	3.21%
Not yet ready for work or learning	10	4.59%
Start Date agreed (other)	0	0.00%
Start Date agreed (RPA compliant)	3	1.38%
Seeking EET	198	90.83%
Available Total	218	100%
Unavailable:		
Young carers	0	0.00%
Teenage parents	21	30.00%
Illness	33	47.14%
Pregnancy	16	22.86%
Religious grounds	0	0.00%
Unlikely to be economically active	0	0.00%
Other reason	0	0.00%
Unavailable Total	70	100%

NEET Leavers and Joiners



% of Vulnerable Cohorts who are NEET



Education and Young People's Services Performance Management

NEET Monthly Report - Swale

16-18 year old cohort by Vulnerable Group	Jul-15	Jun-15	May-15	Apr-15	Mar-15	Feb-15	Jan-15	Dec-14	Nov-14	Oct-14	Sep-14	Aug-14	Jul-14
Children in Care	94	97	93	94	94	94	94	95	97	90	88	89	90
known	1												
subset CIC KCC responsibility	47												
subset CIC OOC responsibility	46												
Caring for own child	44	44	43	38	37	37	36	31	31	31	29	84	79
Asylum seeker	5	5	5	5	5	5	6	6	6	6	6	5	6
Carer not own child	12	12	12	12	10	10	9	7	7	8	7	9	9
Substance Misuse	3	3	3	3	3	3	3	3	6	6	6	6	6
Care Leaver	8	8	8	7	7	7	7	7	8	8	8	8	8
known	0												
subset CL KCC responsibility	6												
subset CL OOC responsibility	2												
Supervised by YOT	20	20	18	18	18	18	18	22	23	22	18	19	20
Pregnancy	38	37	34	30	26	23	20	20	17	15	17	23	23
Parent not caring for own child	2	2	2	2	2	2	2	1	1	1	1	1	1
SEND (16-18 year olds)	228	227	227	227	228	228	226	225	227	228	215	251	251
SEND (19+ year olds)	430	430	430	430	430	430	430	430	430	431	431	343	348
Total 16-18 cohort with at least one vulnerable group	403	404	396	387	382	378	372	364	366	362	344	444	441

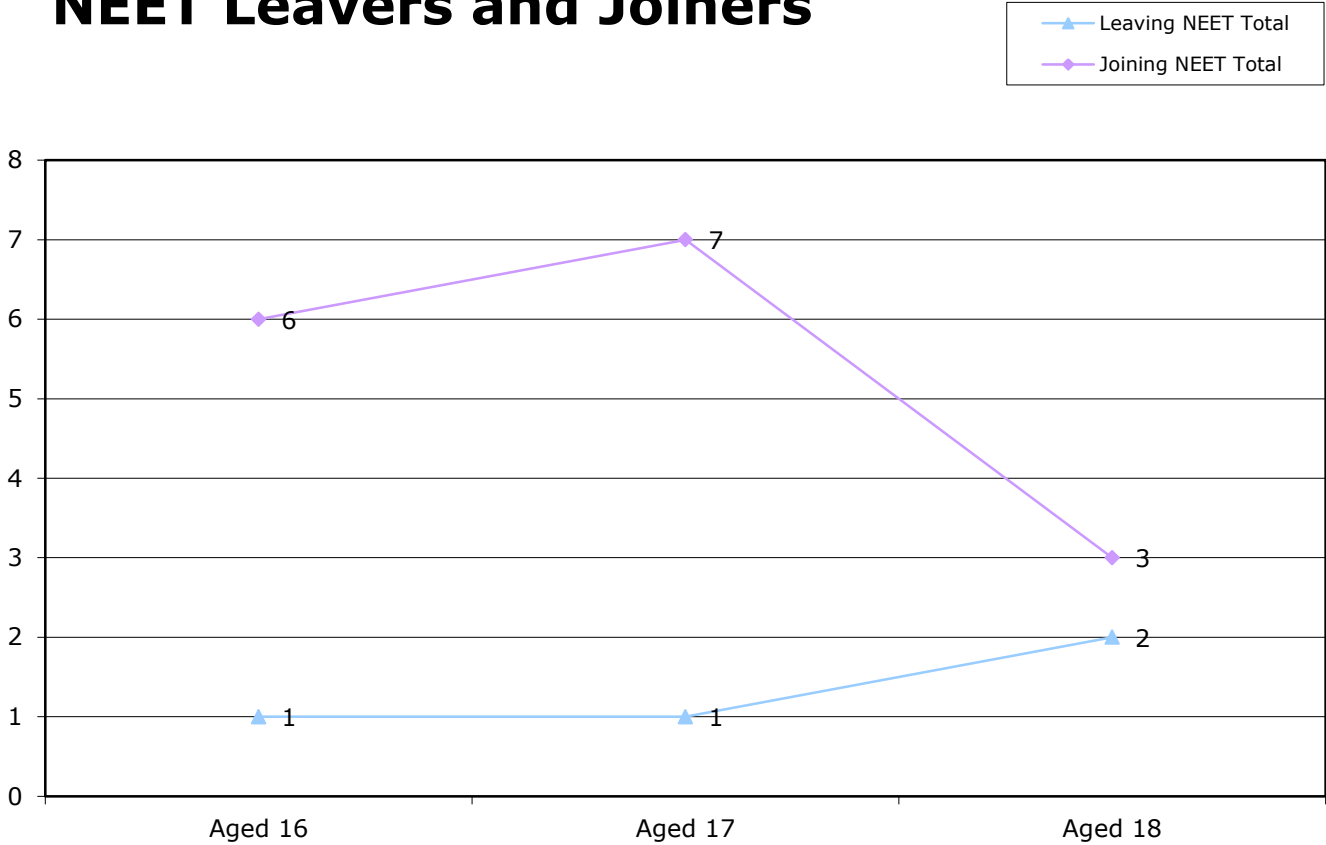
16-18 year old NEET by Vulnerable Group	Jul-15	Jun-15	May-15	Apr-15	Mar-15	Feb-15	Jan-15	Dec-14	Nov-14	Oct-14	Sep-14	Aug-14	Jul-14
Children in Care	14	12	12	13	12	12	10	10	8	7	10	16	15
known	1												
subset CIC KCC responsibility	8												
subset CIC OOC responsibility	5												
Caring for own child	39	39	38	33	34	34	33	28	27	27	26	61	60
Asylum seeker	0	0	0	0	0	0	0	0	0	0	1	1	1
Carer not own child	6	7	7	6	5	5	4	2	2	2	2	1	1
Substance Misuse	0	0	0	0	0	0	0	0	1	1	1	1	1
Care Leaver	1	1	1	1	1	1	1	1	1	1	2	4	3
known	0												
subset CL KCC responsibility	0												
subset CL OOC responsibility	1												
Supervised by YOT	6	4	4	3	3	5	5	6	4	3	1	5	5
Pregnancy	27	26	25	20	18	15	14	13	11	9	11	14	14
Parent not caring for own child	1	1	0	0	0	1	1	0	0	0	0	0	0
SEND (16-18 year olds)	36	30	31	33	30	27	26	25	20	26	25	46	47
SEND (19+ year olds)	118	117	113	112	112	111	112	112	106	109	112	94	94
Total 16-18 NEET with at least one vulnerable group	118	111	110	101	96	92	86	75	64	68	72	133	132

16-18 year old Not Knowns by Vulnerable Group	Jul-15	Jun-15	May-15	Apr-15	Mar-15	Feb-15	Jan-15	Dec-14	Nov-14	Oct-14	Sep-14	Aug-14	Jul-14
Children in Care	41	16	17	14	10	11	10	13	28	30	55	7	7
known	0												
subset CIC KCC responsibility	20												
subset CIC OOC responsibility	21												
Caring for own child	4	3	3	2	2	2	1	1	1	1	1	7	9
Asylum seeker	3	0	0	0	0	0	0	0	0	0	3	0	0
Carer not own child	5	1	1	1	1	1	1	1	1	1	5	3	2
Substance Misuse	2	1	1	1	1	1	0	0	2	1	4	0	1
Care Leaver	6	3	2	2	2	2	2	1	3	3	3	2	2
known	0												
subset CL KCC responsibility	5												
subset CL OOC responsibility	1												
Supervised by YOT	9	5	3	3	1	1	0	0	10	9	12	4	3
Pregnancy	8	6	6	6	3	3	3	2	2	2	5	3	3
Parent not caring for own child	1	0	1	0	0	0	0	0	0	0	1	0	0
SEND (16-18 year olds)	107	33	32	32	28	29	29	35	43	45	116	21	20
SEND (19+ year olds)	297	262	262	262	256	257	255	253	245	246	293	190	195
Total not known with at least one vulnerable group	163	59	56	52	41	42	40	46	73	77	178	40	41

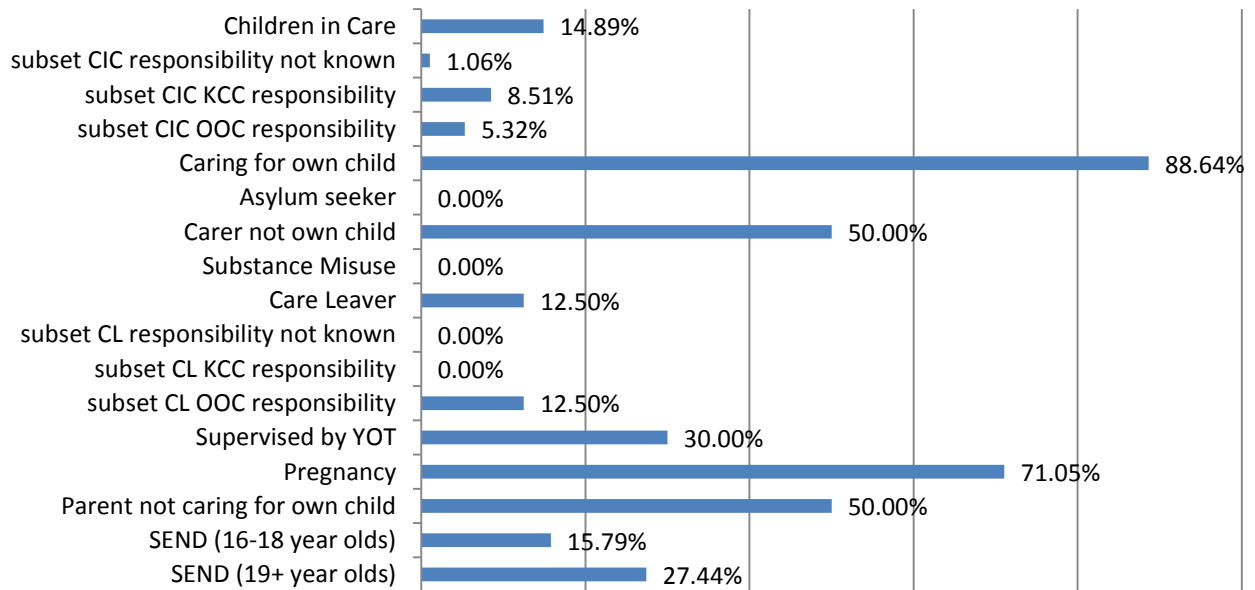
16-18 Year old NEET Leavers & Joiners	Aged 16	Aged 17	Aged 18	16-18 Total	Aged 19
Leaving NEET Total	1	1	2	4	8
Education	0	0	0	0	0
Employment	0	1	2	3	0
Government supported training	1	0	0	1	0
Re-engagement Provision	0	0	0	0	0
NEET in other area	0	0	0	0	0
Custodial Sentence	0	0	0	0	0
Moved Away	0	0	0	0	8
Cannot Be Contacted	0	0	0	0	0
Refused to disclose activity	0	0	0	0	0
Unknown Activity	0	0	0	0	0
Other Reason	0	0	0	0	0
Joining NEET Total	6	7	3	16	0
Education	4	1	0	5	0
Employment	1	2	1	4	0
Government supported training	0	3	0	3	0
Re-engagement Provision	0	0	0	0	0
NEET in other area	0	0	0	0	0
Other (inc custodial sentence)	1	1	2	4	0
Joiners>Leavers	-5	-6	-1	-12	8

16-18 Year Old NEET Labour Market Summary	No	%
Available:		
Working not for reward	7	3.21%
Not yet ready for work or learning	10	4.59%
Start Date agreed (other)	0	0.00%
Start Date agreed (RPA compliant)	3	1.38%
Seeking EET	198	90.83%
Available Total	218	100%
Unavailable:		
Young carers	0	0.00%
Teenage parents	21	30.00%
Illness	33	47.14%
Pregnancy	16	22.86%
Religious grounds	0	0.00%
Unlikely to be economically active	0	0.00%
Other reason	0	0.00%
Unavailable Total	70	100%

NEET Leavers and Joiners



% of Vulnerable Cohorts who are NEET



Education and Young People's Services Performance Management

NEET Monthly Report - Thanet

16-18 year old cohort by Vulnerable Group	Jul-15	Jun-15	May-15	Apr-15	Mar-15	Feb-15	Jan-15	Dec-14	Nov-14	Oct-14	Sep-14	Aug-14	Jul-14
Children in Care	157	158	154	154	155	154	153	154	156	150	144	155	155
known	0												
subset CIC KCC responsibility	105												
subset CIC OOC responsibility	52												
Caring for own child	69	66	65	66	66	67	66	63	60	56	55	117	80
Asylum seeker	5	5	5	5	5	5	5	5	5	5	5	5	5
Carer not own child	12	12	12	12	11	10	10	10	10	9	8	9	9
Substance Misuse	6	6	6	6	6	6	6	6	8	9	9	17	18
Care Leaver	18	17	17	17	17	17	16	16	16	16	15	10	10
known	0												
subset CL KCC responsibility	16												
subset CL OOC responsibility	2												
Supervised by YOT	42	42	42	43	43	43	43	44	51	51	45	25	26
Pregnancy	35	36	34	31	31	30	29	25	25	26	26	29	36
Parent not caring for own child	2	2	2	2	2	1	1	1	1	1	1	3	3
SEND (16-18 year olds)	277	277	278	279	280	281	284	286	286	282	285	309	307
SEND (19+ year olds)	461	461	461	461	461	461	461	462	461	461	461	371	381
Total 16-18 cohort with at least one vulnerable group	524	523	519	517	517	517	517	513	517	510	507	572	543

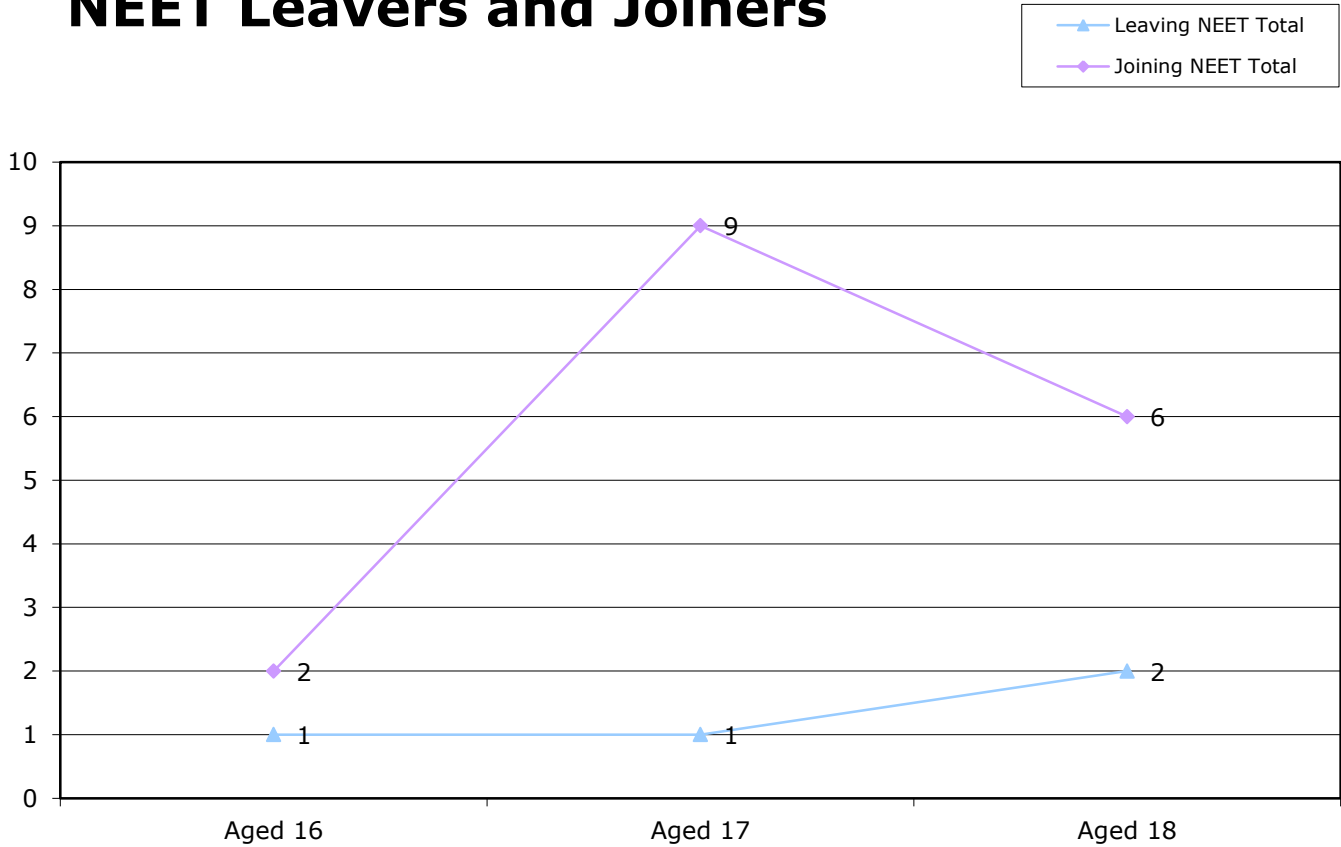
16-18 year old NEET by Vulnerable Group	Jul-15	Jun-15	May-15	Apr-15	Mar-15	Feb-15	Jan-15	Dec-14	Nov-14	Oct-14	Sep-14	Aug-14	Jul-14
Children in Care	22	24	24	23	20	20	19	18	19	15	17	42	41
known	0												
subset CIC KCC responsibility	19												
subset CIC OOC responsibility	3												
Caring for own child	44	41	41	41	39	39	38	35	32	27	32	72	58
Asylum seeker	0	0	0	0	0	0	0	0	0	0	0	0	0
Carer not own child	5	5	5	6	5	4	3	3	2	1	2	4	5
Substance Misuse	2	1	1	1	1	1	2	2	2	1	2	6	7
Care Leaver	7	6	6	7	7	7	6	6	5	6	10	7	7
known	0												
subset CL KCC responsibility	6												
subset CL OOC responsibility	1												
Supervised by YOT	17	15	16	19	18	18	20	19	14	12	8	12	13
Pregnancy	24	25	24	21	21	20	21	16	15	14	16	18	24
Parent not caring for own child	2	2	2	2	2	1	1	1	0	1	0	1	1
SEND (16-18 year olds)	32	29	29	30	29	26	28	30	25	19	19	44	47
SEND (19+ year olds)	122	121	120	120	120	121	122	122	121	126	128	107	109
Total 16-18 NEET with at least one vulnerable group	130	125	124	123	117	114	115	107	96	83	92	161	163

16-18 year old Not Knowns by Vulnerable Group	Jul-15	Jun-15	May-15	Apr-15	Mar-15	Feb-15	Jan-15	Dec-14	Nov-14	Oct-14	Sep-14	Aug-14	Jul-14
Children in Care	80	24	24	24	23	24	23	23	34	36	89	14	19
known	0												
subset CIC KCC responsibility	48												
subset CIC OOC responsibility	32												
Caring for own child	19	10	9	9	9	9	7	8	10	10	17	6	5
Asylum seeker	3	2	2	2	2	2	2	2	2	4	2	2	2
Carer not own child	5	1	1	1	1	1	2	2	1	2	5	0	0
Substance Misuse	2	0	0	0	0	1	1	0	2	2	6	5	7
Care Leaver	8	3	3	3	3	2	2	2	2	1	1	0	0
known	0												
subset CL KCC responsibility	7												
subset CL OOC responsibility	1												
Supervised by YOT	11	4	4	2	3	2	0	1	15	15	24	3	4
Pregnancy	8	4	4	4	2	3	3	2	2	2	6	2	2
Parent not caring for own child	0	0	0	0	0	0	0	0	0	0	0	1	1
SEND (16-18 year olds)	158	45	46	46	46	45	46	48	60	67	193	21	21
SEND (19+ year olds)	327	306	307	303	295	295	295	292	288	293	322	197	205
Total not known with at least one vulnerable group	246	74	74	75	72	75	72	74	103	111	295	44	49

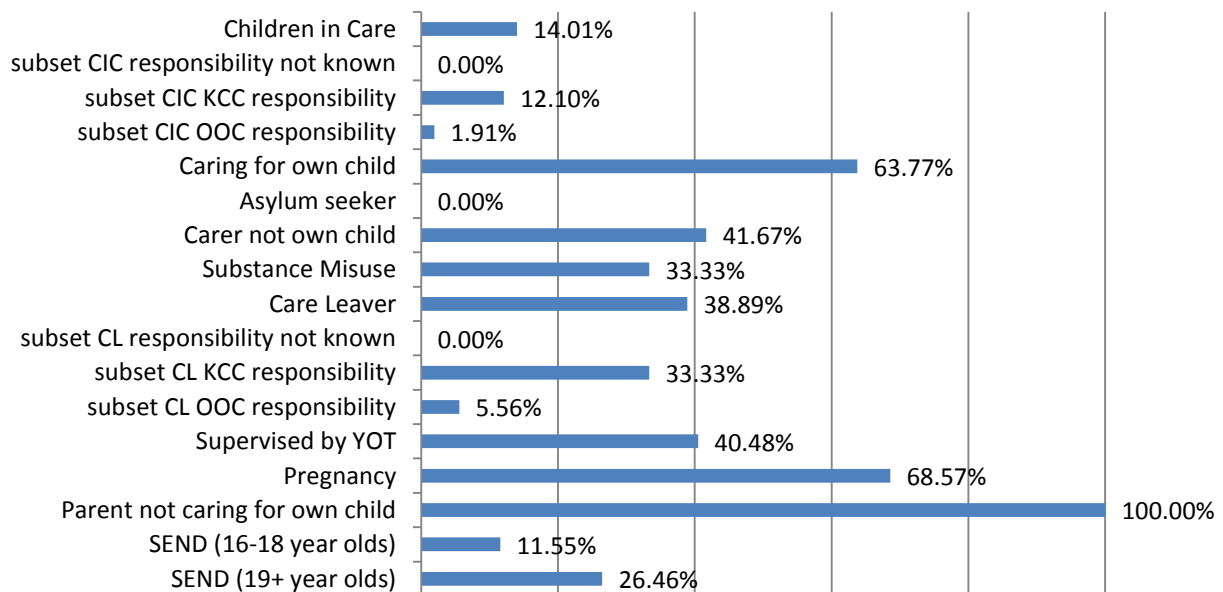
16-18 Year old NEET Leavers & Joiners	Aged 16	Aged 17	Aged 18	16-18 Total	Aged 19
Leaving NEET Total	1	1	2	4	8
Education	0	0	0	0	0
Employment	0	1	2	3	0
Government supported training	1	0	0	1	0
Re-engagement Provision	0	0	0	0	0
NEET in other area	0	0	0	0	0
Custodial Sentence	0	0	0	0	0
Moved Away	0	0	0	0	8
Cannot Be Contacted	0	0	0	0	0
Refused to disclose activity	0	0	0	0	0
Unknown Activity	0	0	0	0	0
Other Reason	0	0	0	0	0
Joining NEET Total	2	9	6	17	0
Education	0	3	3	6	0
Employment	1	2	1	4	0
Government supported training	0	3	0	3	0
Re-engagement Provision	0	0	0	0	0
NEET in other area	0	0	0	0	0
Other (inc custodial sentence)	1	1	2	4	0
Joiners>Leavers	-1	-8	-4	-13	8

16-18 Year Old NEET Labour Market Summary	No	%
Available:		
Working not for reward	7	3.21%
Not yet ready for work or learning	10	4.59%
Start Date agreed (other)	0	0.00%
Start Date agreed (RPA compliant)	3	1.38%
Seeking EET	198	90.83%
Available Total	218	100%
Unavailable:		
Young carers	0	0.00%
Teenage parents	21	30.00%
Illness	33	47.14%
Pregnancy	16	22.86%
Religious grounds	0	0.00%
Unlikely to be economically active	0	0.00%
Other reason	0	0.00%
Unavailable Total	70	100%

NEET Leavers and Joiners



% of Vulnerable Cohorts who are NEET



Education and Young People's Services Performance Management

NEET Monthly Report - Tonbridge & Malling

16-18 year old cohort by Vulnerable Group	Jul-15	Jun-15	May-15	Apr-15	Mar-15	Feb-15	Jan-15	Dec-14	Nov-14	Oct-14	Sep-14	Aug-14	Jul-14
Children in Care	34	34	32	32	32	31	31	31	27	27	27	26	26
known	0												
subset CIC KCC responsibility	24												
subset CIC OOC responsibility	10												
Caring for own child	26	25	25	25	26	23	23	19	18	16	16	37	35
Asylum seeker	0	0	0	0	0	0	0	0	0	0	0	1	1
Carer not own child	11	11	11	11	11	10	9	9	9	9	9	10	10
Substance Misuse	4	4	4	4	4	3	3	3	7	7	7	9	9
Care Leaver	0	0	0	0	0	0	0	0	1	1	1	1	1
known	0												
subset CL KCC responsibility	0												
subset CL OOC responsibility	0												
Supervised by YOT	13	13	13	11	11	10	10	11	15	16	13	10	10
Pregnancy	10	11	11	11	11	12	13	12	12	10	10	11	12
Parent not caring for own child	1	1	1	1	1	1	1	0	0	0	0	2	2
SEND (16-18 year olds)	138	138	139	139	139	141	141	142	140	142	140	156	156
SEND (19+ year olds)	273	273	273	273	273	273	275	275	275	275	275	225	229
Total 16-18 cohort with at least one vulnerable group	214	214	212	211	212	210	210	208	210	208	202	239	238

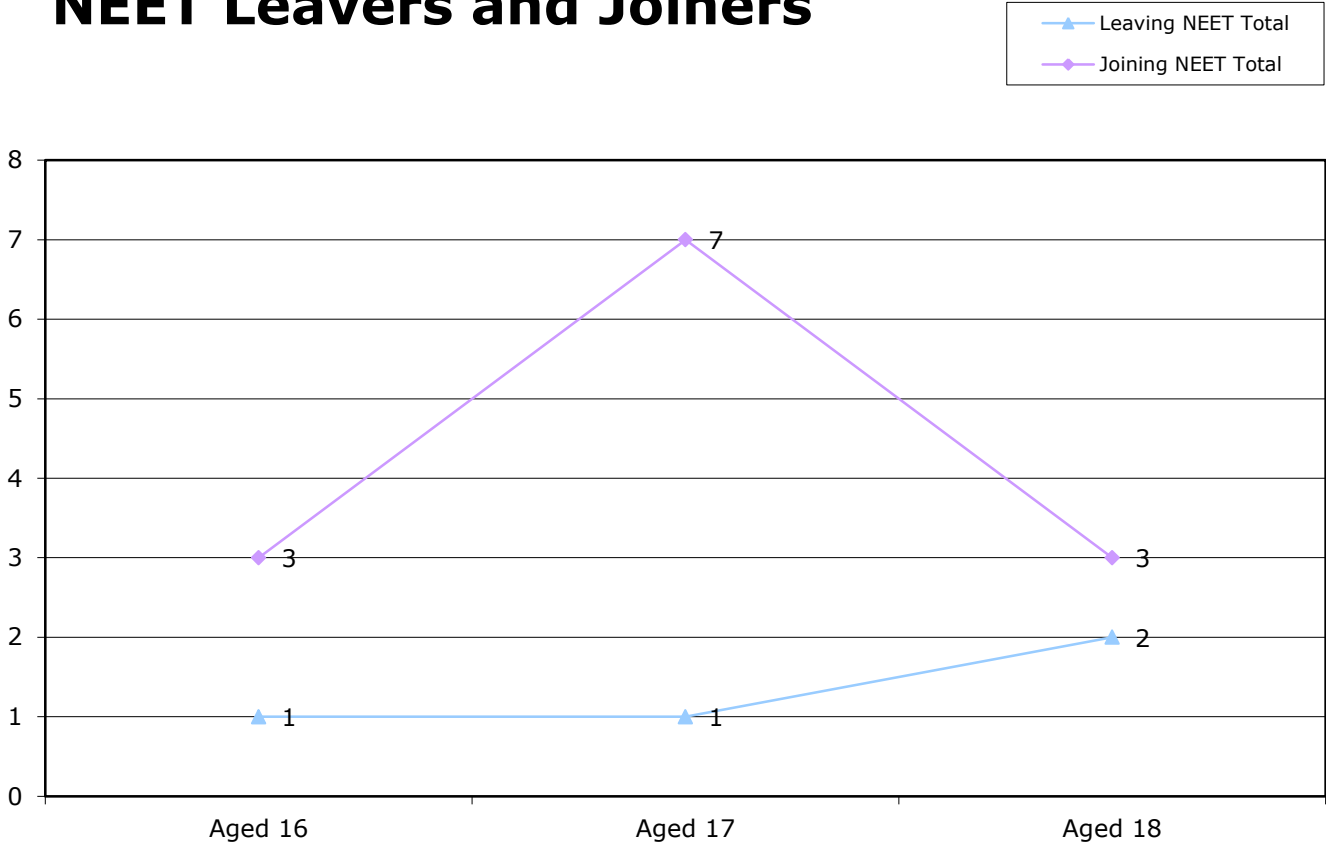
16-18 year old NEET by Vulnerable Group	Jul-15	Jun-15	May-15	Apr-15	Mar-15	Feb-15	Jan-15	Dec-14	Nov-14	Oct-14	Sep-14	Aug-14	Jul-14
Children in Care	5	4	2	1	1	0	0	1	0	0	0	4	3
known	0												
subset CIC KCC responsibility	5												
subset CIC OOC responsibility	0												
Caring for own child	21	20	20	20	21	18	19	15	14	12	13	28	26
Asylum seeker	0	0	0	0	0	0	0	0	0	0	0	1	1
Carer not own child	4	4	4	3	3	3	2	2	2	2	2	2	2
Substance Misuse	0	0	1	1	1	0	0	0	0	0	0	1	1
Care Leaver	0	0	0	0	0	0	0	0	0	0	0	1	1
known	0												
subset CL KCC responsibility	0												
subset CL OOC responsibility	0												
Supervised by YOT	6	6	7	6	6	3	4	4	4	3	3	5	4
Pregnancy	9	10	10	10	10	11	12	10	9	7	7	8	9
Parent not caring for own child	0	0	1	1	1	1	1	0	0	0	0	2	2
SEND (16-18 year olds)	13	13	12	11	11	11	10	8	7	6	6	13	15
SEND (19+ year olds)	51	49	48	48	48	48	49	49	49	50	50	46	46
Total 16-18 NEET with at least one vulnerable group	52	51	50	48	49	43	43	37	34	27	28	56	57

16-18 year old Not Knowns by Vulnerable Group	Jul-15	Jun-15	May-15	Apr-15	Mar-15	Feb-15	Jan-15	Dec-14	Nov-14	Oct-14	Sep-14	Aug-14	Jul-14
Children in Care	18	8	9	10	8	7	7	7	8	9	20	6	5
known	0												
subset CIC KCC responsibility	11												
subset CIC OOC responsibility	7												
Caring for own child	3	2	2	1	1	1	1	1	1	1	2	3	3
Asylum seeker	0	0	0	0	0	0	0	0	0	0	0	0	0
Carer not own child	4	1	1	1	0	0	0	0	0	1	5	0	0
Substance Misuse	2	1	1	1	1	1	1	0	4	4	5	2	2
Care Leaver	0	0	0	0	0	0	0	0	1	1	1	0	0
known	0												
subset CL KCC responsibility	0												
subset CL OOC responsibility	0												
Supervised by YOT	2	1	0	0	0	0	0	0	4	3	7	1	2
Pregnancy	0	0	0	0	0	0	0	1	1	1	2	1	1
Parent not caring for own child	0	0	0	0	0	0	0	0	0	0	2	0	0
SEND (16-18 year olds)	55	16	17	18	16	18	20	25	28	35	98	27	27
SEND (19+ year olds)	207	197	197	197	187	188	189	192	193	196	221	148	153
Total not known with at least one vulnerable group	79	27	27	27	23	24	26	31	41	49	128	33	33

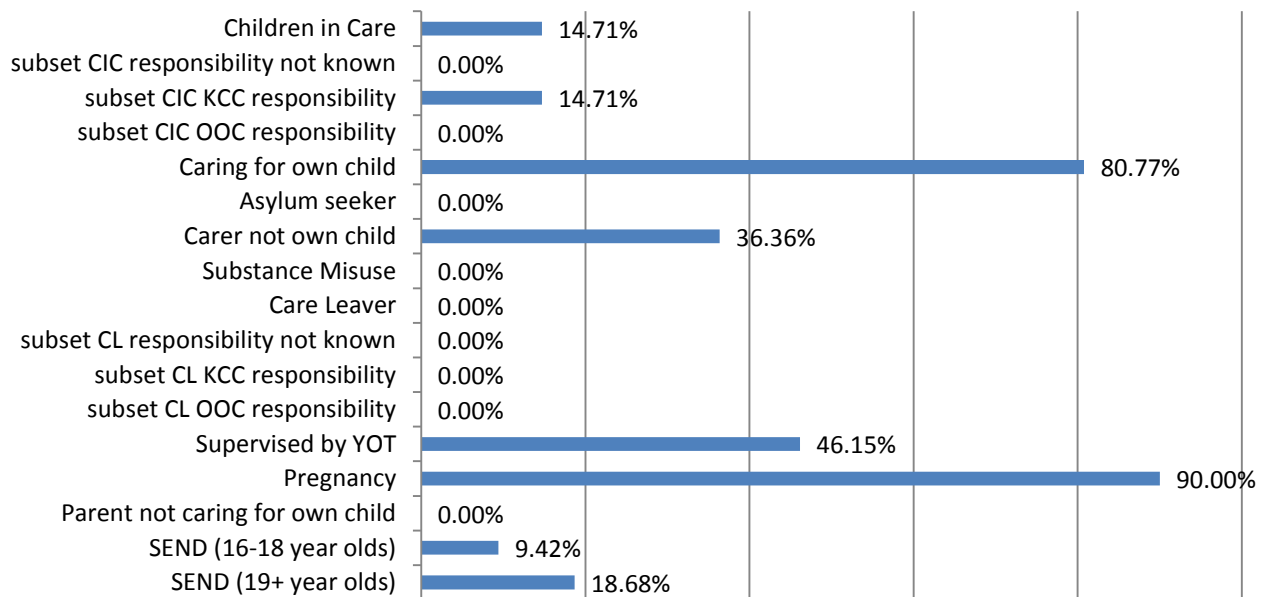
16-18 Year old NEET Leavers & Joiners	Aged 16	Aged 17	Aged 18	16-18 Total	Aged 19
Leaving NEET Total	1	1	2	4	8
Education	0	0	0	0	0
Employment	0	1	2	3	0
Government supported training	1	0	0	1	0
Re-engagement Provision	0	0	0	0	0
NEET in other area	0	0	0	0	0
Custodial Sentence	0	0	0	0	0
Moved Away	0	0	0	0	8
Cannot Be Contacted	0	0	0	0	0
Refused to disclose activity	0	0	0	0	0
Unknown Activity	0	0	0	0	0
Other Reason	0	0	0	0	0
Joining NEET Total	3	7	3	13	0
Education	1	1	0	2	0
Employment	1	2	1	4	0
Government supported training	0	3	0	3	0
Re-engagement Provision	0	0	0	0	0
NEET in other area	0	0	0	0	0
Other (inc custodial sentence)	1	1	2	4	0
Joiners>Leavers	-2	-6	-1	-9	8

16-18 Year Old NEET Labour Market Summary	No	%
Available:		
Working not for reward	7	3.21%
Not yet ready for work or learning	10	4.59%
Start Date agreed (other)	0	0.00%
Start Date agreed (RPA compliant)	3	1.38%
Seeking EET	198	90.83%
Available Total	218	100%
Unavailable:		
Young carers	0	0.00%
Teenage parents	21	30.00%
Illness	33	47.14%
Pregnancy	16	22.86%
Religious grounds	0	0.00%
Unlikely to be economically active	0	0.00%
Other reason	0	0.00%
Unavailable Total	70	100%

NEET Leavers and Joiners



% of Vulnerable Cohorts who are NEET



Education and Young People's Services Performance Management

NEET Monthly Report - Tunbridge Wells

16-18 year old cohort by Vulnerable Group	Jul-15	Jun-15	May-15	Apr-15	Mar-15	Feb-15	Jan-15	Dec-14	Nov-14	Oct-14	Sep-14	Aug-14	Jul-14
Children in Care	19	19	19	18	18	18	19	18	21	20	20	23	23
known	0												
subset CIC KCC responsibility	17												
subset CIC OOC responsibility	2												
Caring for own child	19	19	17	16	15	14	13	9	9	8	8	30	30
Asylum seeker	4	4	4	4	4	4	4	4	4	4	4	5	5
Carer not own child	6	6	5	5	5	4	4	4	6	6	6	4	4
Substance Misuse	4	4	4	4	4	4	4	4	5	4	4	7	7
Care Leaver	6	6	6	6	6	5	5	5	5	5	5	1	1
known	0												
subset CL KCC responsibility	4												
subset CL OOC responsibility	2												
Supervised by YOT	16	16	16	16	16	16	16	16	19	20	12	5	6
Pregnancy	10	10	10	9	8	10	10	10	9	9	9	11	12
Parent not caring for own child	2	2	2	2	2	2	2	2	2	2	2	2	2
SEND (16-18 year olds)	140	140	139	138	136	137	137	135	138	141	148	149	149
SEND (19+ year olds)	227	227	227	227	227	227	227	227	227	227	226	185	188
Total 16-18 cohort with at least one vulnerable group	203	203	199	196	192	191	190	184	190	194	194	214	214

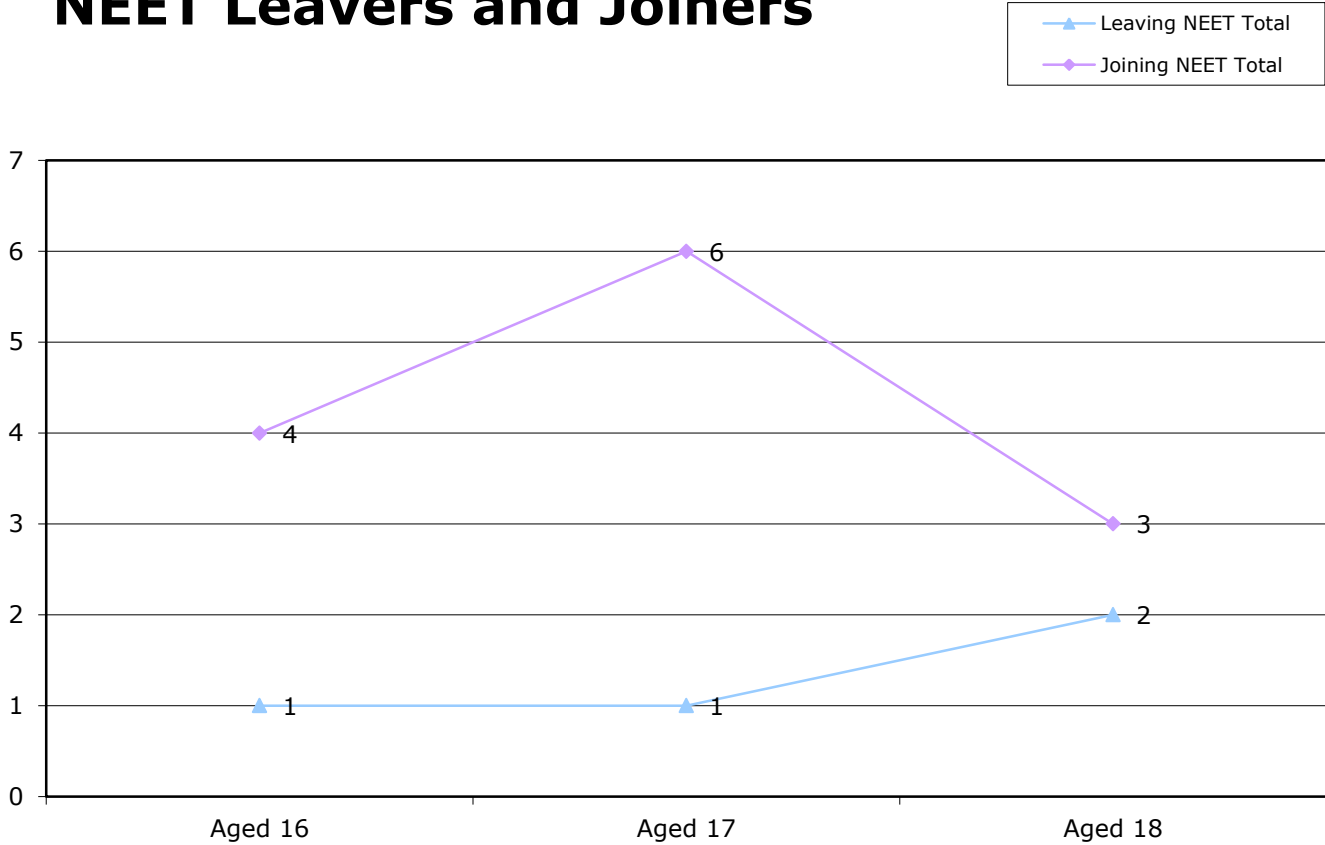
16-18 year old NEET by Vulnerable Group	Jul-15	Jun-15	May-15	Apr-15	Mar-15	Feb-15	Jan-15	Dec-14	Nov-14	Oct-14	Sep-14	Aug-14	Jul-14
Children in Care	3	2	3	1	1	0	1	0	0	0	2	6	4
known	0												
subset CIC KCC responsibility	2												
subset CIC OOC responsibility	1												
Caring for own child	16	16	15	14	13	12	11	7	7	6	7	21	21
Asylum seeker	0	0	0	0	0	0	0	0	0	0	0	0	0
Carer not own child	1	2	1	1	2	1	1	1	1	1	0	0	0
Substance Misuse	2	2	2	2	2	1	1	1	1	0	1	2	1
Care Leaver	5	5	5	5	5	4	4	4	3	3	4	1	1
known	0												
subset CL KCC responsibility	3												
subset CL OOC responsibility	2												
Supervised by YOT	7	6	6	5	5	3	3	3	2	1	2	3	2
Pregnancy	6	6	6	6	6	7	7	7	6	6	6	6	6
Parent not caring for own child	0	0	0	0	0	0	0	0	0	0	1	1	0
SEND (16-18 year olds)	12	11	12	8	7	6	6	6	5	5	5	10	12
SEND (19+ year olds)	34	33	33	32	32	31	31	31	30	30	30	27	23
Total 16-18 NEET with at least one vulnerable group	43	42	41	38	35	30	29	25	21	20	23	41	41

16-18 year old Not Knowns by Vulnerable Group	Jul-15	Jun-15	May-15	Apr-15	Mar-15	Feb-15	Jan-15	Dec-14	Nov-14	Oct-14	Sep-14	Aug-14	Jul-14
Children in Care	7	2	2	2	2	3	2	2	7	8	17	2	2
known	0												
subset CIC KCC responsibility	7												
subset CIC OOC responsibility	0												
Caring for own child	2	1	1	1	0	0	0	0	0	0	1	1	1
Asylum seeker	2	0	0	0	0	0	0	0	0	0	3	1	1
Carer not own child	1	0	0	0	0	0	0	0	2	2	5	0	0
Substance Misuse	1	1	1	1	0	0	0	0	2	2	3	0	0
Care Leaver	1	1	1	1	0	0	0	0	1	1	1	0	0
known	0												
subset CL KCC responsibility	1												
subset CL OOC responsibility	0												
Supervised by YOT	5	1	2	2	1	0	0	0	5	6	10	0	1
Pregnancy	1	0	0	0	0	0	0	1	2	2	2	0	0
Parent not caring for own child	2	1	1	1	0	0	0	0	0	0	1	0	0
SEND (16-18 year olds)	50	21	21	19	20	19	21	22	30	39	114	16	16
SEND (19+ year olds)	181	182	182	179	165	166	152	151	153	156	172	101	127
Total not known with at least one vulnerable group	66	24	25	23	22	21	22	24	41	51	139	18	18

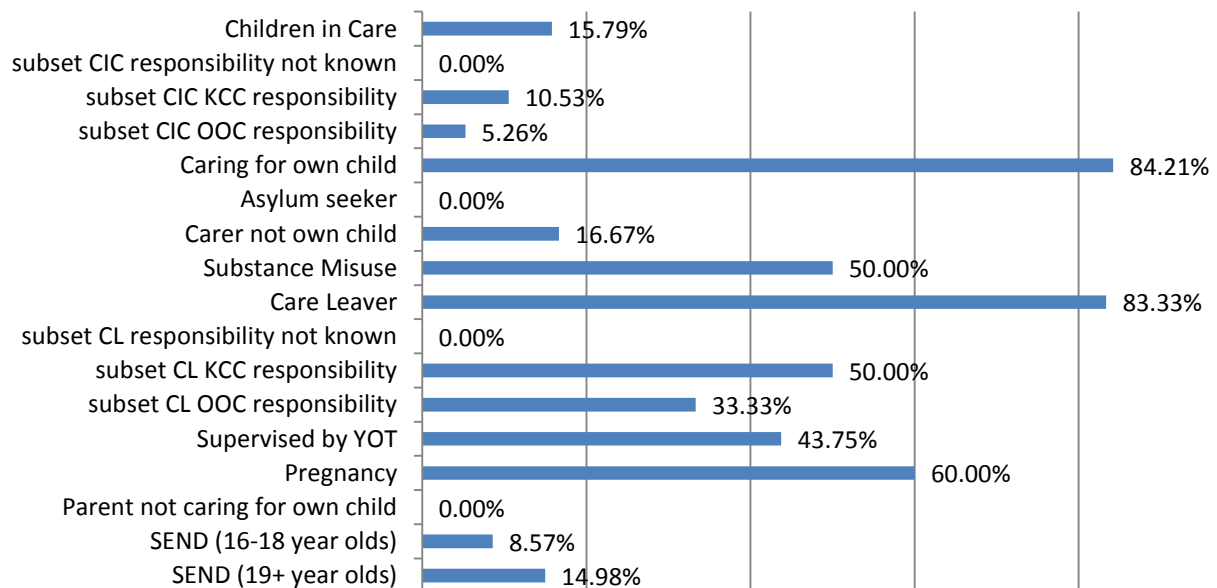
16-18 Year old NEET Leavers & Joiners	Aged 16	Aged 17	Aged 18	16-18 Total	Aged 19
Leaving NEET Total	1	1	2	4	8
Education	0	0	0	0	0
Employment	0	1	2	3	0
Government supported training	1	0	0	1	0
Re-engagement Provision	0	0	0	0	0
NEET in other area	0	0	0	0	0
Custodial Sentence	0	0	0	0	0
Moved Away	0	0	0	0	8
Cannot Be Contacted	0	0	0	0	0
Refused to disclose activity	0	0	0	0	0
Unknown Activity	0	0	0	0	0
Other Reason	0	0	0	0	0
Joining NEET Total	4	6	3	13	1
Education	2	0	0	2	1
Employment	1	2	1	4	0
Government supported training	0	3	0	3	0
Re-engagement Provision	0	0	0	0	0
NEET in other area	0	0	0	0	0
Other (inc custodial sentence)	1	1	2	4	0
Joiners>Leavers	-3	-5	-1	-9	7

16-18 Year Old NEET Labour Market Summary	No	%
Available:		
Working not for reward	7	3.21%
Not yet ready for work or learning	10	4.59%
Start Date agreed (other)	0	0.00%
Start Date agreed (RPA compliant)	3	1.38%
Seeking EET	198	90.83%
Available Total	218	100%
Unavailable:		
Young carers	0	0.00%
Teenage parents	21	30.00%
Illness	33	47.14%
Pregnancy	16	22.86%
Religious grounds	0	0.00%
Unlikely to be economically active	0	0.00%
Other reason	0	0.00%
Unavailable Total	70	100%

NEET Leavers and Joiners



% of Vulnerable Cohorts who are NEET

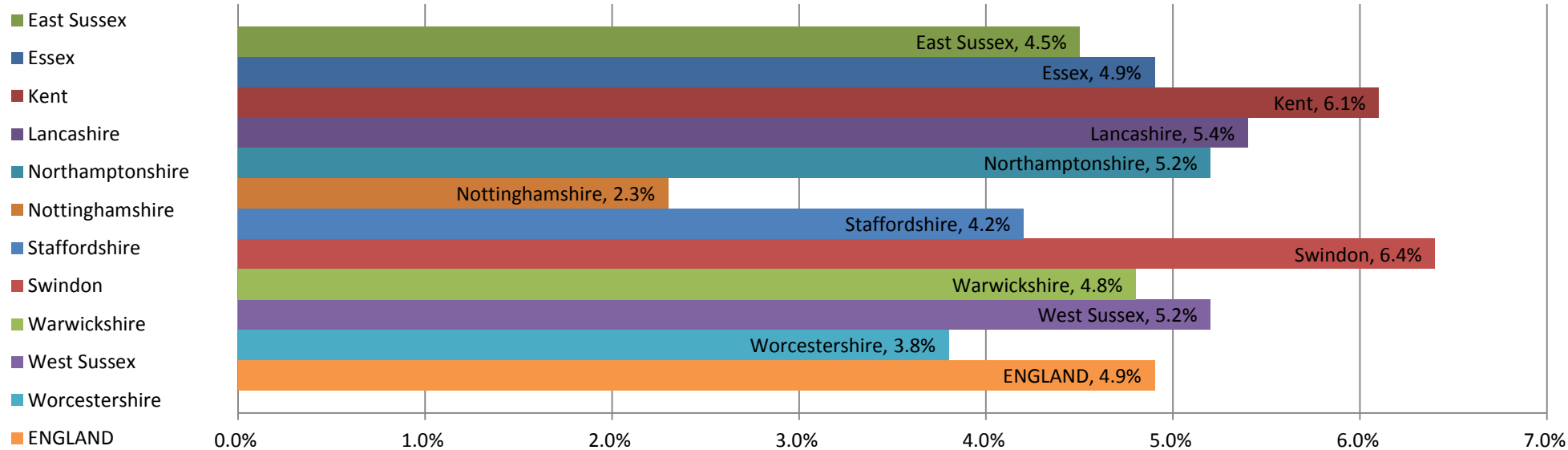


Education and Young People's Services Performance Management
Kent/National/Statistical Neighbours
AS AT 30th June 2015

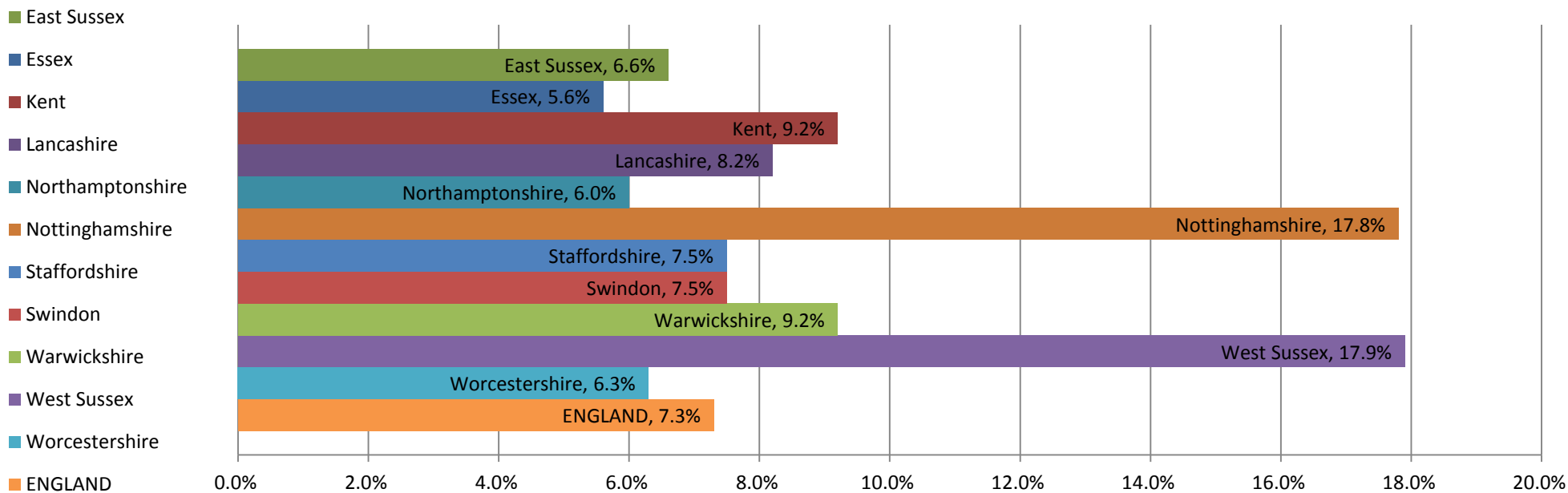
	NEET		Not known		In learning	
	% Academic Age16-18s NEET	% change over last 12 months	% Academic Age16-18s NK	% change over last 12 months	% Academic Age16-18s in learning	% change over last 12 months
ENGLAND	4.9%	-9.3%	7.3%	2.7%	82.7%	0.2%

Name	NEET Ranked Position	Academic Age16-18 (Y12-Y14) NEET %	Y12 NEET%	Y13 NEET%	Y14 NEET%	N/K Ranked Position	Academic Age 16 - 18 (Y12-Y14) NK %	Y12 NK%	Y13 NK%	Y14 NK%	Academic Age 16 - 18 (Y12-14) In Learning %	Y12 In Learning %	Y13 In Learning %	Y14 In Learning %
Kent	10	6.1%	3.2%	5.7%	9.7%	8	9.2%	4.4%	8.6%	14.9%	77.2%	91.4%	80.7%	59.1%
East Sussex	4	4.5%	2.9%	4.8%	6.0%	4	6.6%	0.8%	3.6%	16.3%	80.7%	93.5%	85.5%	61.5%
Essex	6	4.9%	3.0%	4.7%	7.1%	1	5.6%	1.6%	4.8%	10.5%	80.1%	93.6%	83.4%	62.9%
Lancashire	9	5.4%	3.1%	5.1%	8.1%	7	8.2%	3.0%	7.4%	14.0%	84.0%	93.0%	85.4%	73.7%
Northamptonshire	7	5.2%	3.1%	5.0%	7.8%	2	6.0%	2.4%	4.3%	11.6%	81.8%	93.2%	86.0%	65.4%
Nottinghamshire	1	2.3%	1.2%	1.8%	4.4%	10	17.8%	4.1%	17.8%	31.5%	79.9%	94.5%	80.3%	65.0%
Staffordshire	3	4.2%	2.6%	3.8%	6.3%	5	7.5%	3.8%	4.3%	14.6%	82.1%	91.9%	87.9%	65.8%
Swindon	11	6.4%	3.1%	5.6%	10.9%	5	7.5%	1.7%	5.1%	15.7%	81.5%	93.3%	85.5%	65.5%
Warwickshire	5	4.8%	2.2%	4.2%	8.1%	8	9.2%	5.5%	6.4%	15.5%	83.5%	91.9%	87.9%	71.0%
West Sussex	7	5.2%	1.6%	4.0%	11.6%	11	17.9%	7.0%	15.7%	31.3%	75.5%	91.2%	79.7%	55.3%
Worcestershire	2	3.8%	3.1%	3.5%	4.9%	3	6.3%	0.8%	3.3%	15.0%	84.8%	93.9%	88.5%	71.7%
Mean Indicator for Statistical neighbours		4.7%	2.6%	4.2%	7.5%		9.3%	3.1%	7.3%	17.6%	81.4%	93.0%	85.0%	65.8%

Statistical Neighbours NEETs June 2015



Statistical Neighbours Not Knowns June 2015



**Education and Young People's Services Performance Management
NEET Monthly Report - Kent**

Year 11 intended destinations summary	Cohort total	Total not yet recorded/undecided	%age of total
Kent	17085	2,302	13.5%
Ashford	1375	184	13.4%
Canterbury	1654	230	13.9%
Dartford	1425	151	10.6%
Dover	1406	144	10.2%
Gravesham	1257	66	5.3%
Maidstone	1919	143	7.5%
Sevenoaks	506	110	21.7%
Shepway	1123	226	20.1%
Swale	1659	460	27.7%
Thanet	1606	197	12.3%
Tonbridge & Malling	1639	263	16.0%
Tunbridge Wells	1516	128	8.4%

Year 11 September Guarantee summary	Cohort total	Total no offer made	%age of total
Kent	17077	2,127	12.5%
Ashford	1380	170	12.3%
Canterbury	1651	151	9.1%
Dartford	1426	303	21.2%
Dover	1405	172	12.2%
Gravesham	1255	113	9.0%
Maidstone	1917	111	5.8%
Sevenoaks	505	115	22.8%
Shepway	1123	197	17.5%
Swale	1658	271	16.3%
Thanet	1604	244	15.2%
Tonbridge & Malling	1638	157	9.6%
Tunbridge Wells	1515	123	8.1%

Year 12 September Guarantee summary	Cohort total	Total no offer made	%age of total
Kent	17690	7,358	41.6%
Ashford	1554	636	40.9%
Canterbury	1550	640	41.3%
Dartford	1149	548	47.7%
Dover	1274	573	45.0%
Gravesham	1312	573	43.7%
Maidstone	1843	696	37.8%
Sevenoaks	1204	525	43.6%
Shepway	1279	474	37.1%
Swale	1800	814	45.2%
Thanet	1812	781	43.1%
Tonbridge & Malling	1529	600	39.2%
Tunbridge Wells	1384	498	36.0%