

Education and Young People's Services

Young People Not in Education, Employment or Training (NEET)

Monthly Report - Sept 2015

Produced by: Management Information Unit, KCC

Publication Date: 30th October 2015

The figures are based on the monthly submission made to DfE via NCCIS for Kent County Council . Academic age is the age of the young person on 31st August (i.e.: prior to the start of the academic year). The figures include all 16 -18 year olds based on academic age with a Kent County Council area postcode as their primary address.



Executive Summary

NEETs as a percentage of the 16-18 academic age group (Year 12, 13 and 14)

The NEET percentage includes an adjustment factor which assumes that 8% of currency expired not knowns are assumed to be NEET.

Jul-14	6.33	Jul-15	7.80
Aug-14	6.36	Aug-15	8.64
Sep-14	8.06	Sep-15	7.83

Not Knowns as a percentage of the 16-18 academic age group (Year 12, 13 and 14)

Jul-14	11.93	Jul-15	27.78
Aug-14	11.97	Aug-15	31.14
Sep-14	58.70	Sep-15	51.73

16-18 year old NEET by Vulnerable Group	Sep-15	Aug-15	Jul-15	Jun-15	May-15	Apr-15	Mar-15	Feb-15	Jan-15	Dec-14	Nov-14	Oct-14	Sep-14
Children in Care	106	131	127	121	116	114	107	98	97	94	91	78	98
subset CIC resp. not known	3	3	4										
subset CIC KCC responsibility	88	103	98										
subset CIC OOC responsibility	15	25	25										
Caring for own child	124	292	290	281	267	253	237	230	224	187	175	154	165
Asylum seeker	3	4	4	4	4	4	4	4	4	5	5	2	3
Carer not own child	16	31	31	32	31	30	28	25	23	21	18	17	18
Substance Misuse	14	16	16	16	16	14	14	11	14	12	19	15	18
Care Leaver	9	41	40	38	38	38	38	37	33	31	28	31	41
subset CL resp. not known	1	0	0										
subset CL KCC responsibility	5	37	36										
subset CL OOC responsibility	3	4	4										
Supervised by YOT	89	91	91	87	89	83	83	77	75	85	75	57	47
Pregnancy	89	166	168	171	164	153	148	136	130	112	96	93	94
Parent not caring for own child	3	8	7	7	7	7	7	8	9	7	5	6	7
SEND (16-18 year olds)	173	221	212	194	198	191	193	174	168	166	154	147	157
SEND (19+ year olds)	91	841	857	849	841	836	837	833	834	830	826	841	858
Total 16-18 NEET with at least one vulnerable group	516	857	839	816	796	761	733	680	659	598	546	504	551

16-18 year old Not Knowns by Vulnerable Group	Sep-15	Aug-15	Jul-15	Jun-15	May-15	Apr-15	Mar-15	Feb-15	Jan-15	Dec-14	Nov-14	Oct-14	Sep-14
Children in Care	460	360	311	121	115	107	97	99	95	99	169	189	424
known	1	1	1										
subset CIC KCC responsibility	253	204	177										
subset CIC OOC responsibility	206	155	133										
Caring for own child	36	84	75	48	45	45	38	38	35	38	44	45	63
Asylum seeker	13	30	25	13	12	12	9	10	10	10	16	21	30
Carer not own child	37	40	38	15	16	14	10	9	9	8	9	11	39
Substance Misuse	30	35	32	19	16	15	12	12	11	5	30	31	57
Care Leaver	5	37	35	21	19	18	18	16	18	12	16	16	17
known	0	0	0										
subset CL KCC responsibility	3	34	32										
subset CL OOC responsibility	2	3	3										
Supervised by YOT	109	91	76	37	26	15	12	5	1	8	72	78	123
Pregnancy	37	50	45	25	21	20	14	14	14	15	14	13	25
Parent not caring for own child	3	6	7	3	4	3	1	0	0	0	1	2	5
SEND (16-18 year olds)	1333	1011	954	330	314	298	279	284	304	337	404	463	1300
SEND (19+ year olds)	504	2912	2886	2700	2693	2655	2548	2552	2529	2532	2520	2567	2875
Total not known with at least one vulnerable group	1812	1530	1407	543	509	478	428	429	441	474	645	726	1820

Please note the values in the above tables which show the breakdown of the Children In Care and Care Leaver sections - this is also replicated on the individual pages for each of the districts

Executive Summary - continued

Strategic and Planning

Management Information

- Post statutory school enrolment data completed by the end of September apart from 3 schools who failed to submit their data in time. This has been resolved in October.
- College enrolment data on schedule to be completed by the end of October.

SEN

During August, SEN completed a focused piece of work (involving 11 members of staff across the 4 areas) as outlined in the NEET Interdependencies Action Plan. The review compared IYSS post 16 records for young people 'flagged' as SEN with the SEN Service database held on Impulse. The level of need and characteristics on IYSS have been updated to ensure data on IYSS now accurately reflects the status of these young people and clearly identifies those young people who are currently subject to statutory SEN Statements, LDA or EHCP. This work to verify system records is fully complete.

This exercise identified a large number of young people 'flagged' as SEN not in education who are **not** subject to statutory SEN provision e.g. Statement, LDA or EHCP.

To maintain high quality data, each SEN Area team has identified a member of the team who will have lead responsibility for IYSS and the NEET/Not Known agenda in support of KCC targets. All Area Managers have been proactive within their area teams in promoting the importance of working collaboratively with other KCC services to support the achievement of this target. Recent IYSS training for the SEN Service has increased the number of SEN users. All District Leads and all casework Young People Officers and at least one admin support in each area are now working to ensure IYSS is kept updated. This is now becoming embedded within SEN processes. In order to ensure good understanding of the IYSS within SEN, three staff will act as SEN's IYSS training team with the role of SEN Lead Trainer being fulfilled by one of the SEN District Leads who has significant experience of IYSS prior to joining KCC. Further CPD to 'train the trainer' is programmed for the end of September 2015.

SEN is developing a Post 16/18 Transfer process which will incorporate updating IYSS with intended destinations, September guarantees and destination information during activity survey and at any point a young person changes provision mid-year.

Troubled Families

- Our Troubled Families Support Officer is now trained on IYSS and we will be training all TF district based Admins
- The Admins will then be responsible for entering data on to IYSS from TF Commissioned Services and Troubled Families Employment Advisors (Jobcentre Plus secondees)
- Briefed new Jobcentre Plus NEET Worker on the TF Programme

Summary update on activity from 3FTEs that form the TF Employability Officers

Since September 2014 when the team commenced, we have achieved the following outcomes for young people in the TF cohort:

- Paid employment 49
- Traineeships or Up skilling 61
- Apprenticeships 21
- Work experience 31
- Saturday Job Scheme 16

The team report identified barriers to learning as; a lack of qualifications, disability and a criminal record. The Saturday Job Scheme has been a success, but is currently on hold at the moment while we implement a revised Risk Assessment Process.

Executive Summary - continued

Strategic and Planning continued

Early Help & Preventative Services (including Youth Justice and Troubled Families)

The critical development for Early Help & Preventative Services (including Youth Justice and Troubled Families) is the planned strategy that now awaits the final approval of both the Divisional Management Team and of the Directorate Management Team.

Core elements of the Strategy include:

- (i) partnership working with Skills & Employability to ensure that all with a responsibility for reducing the number of NEETs are fully informed of the College, training and employment opportunities available on a District by District basis
- (ii) tracking processes are in place to enable early identification of those young people vulnerable to being NEET while they are still in Year 11
- (iii) ensuring a partnership approach is in place at the District level between EHPS, YOT and training organisations – enabling young people who are NEET to access these organisations so that they are well informed
- (iv) the planned roles of the Youth Hub Delivery Managers and the TFP District Partnership Managers in co-ordinating the NEET strategy and provision within their respective Districts
- (v) guidance being provided for EHPS staff on data capture relating to the EET / NEET populations so that there is a clear understanding of the impact being achieved by the new strategy. This work will include the involvement of Children's Centres (Teenage Parents), Pupil Referral Units (early identification of those who are vulnerable) and the YOTs (the current position of those subject to statutory supervision)
- (vi) the identification and training of staff who will be responsible for data entry in each of the Districts (the train the trainer programme was completed during September by the Systems Training Officer based in Information & Intelligence)
- (vii) an audit is being undertaken of the YOT population in Year 11 last academic year to consider how risks of them becoming NEET are being addressed and to identify what further inputs are required
- (viii) Information & Intelligence is promoting the availability and use of accredited programmes (e.g. Rapid English, ASDAN) in each of the Hubs with a view to increasing the employability of young people. Licences have been funded
- (ix) the Participation Pathways Operational Group will be used by EHPS to support a co-ordinated approach with colleagues from Skills & Employability, Specialist Children's Services and the SEN Assessment & Placements Teams to the implementation of the strategy and to assessing its impact
- (x) the YOTs will continue to monitor their performance with respect to the engagement of young people subject to statutory supervision in full time Education, Employment & Training. Routine joint working arrangements will be established between the Practice Leads in the YOTs and the Youth Hub Delivery Managers for each of the Districts
- (xi) the Improvement Team for Youth Justice and Youth Work will support the Youth Hub Delivery Managers to meet their responsibilities, including discussions at the county meetings of these staff led by Nigel Baker, Head of Service, East Kent, for EHPS

Fair Access Team

- All EHE officers are trained on IYSS and have been assigned responsibility for a locality, they are responsible for updating the movement of the Year 11 CYP who were previously Home Educated.
- All EHE officers will contact the Y 12 CYP assigned to their case load in October and update the position of those unaccounted for on IYSS. Updating information where it is known.
- Current processes are being reviewed to incorporate early monitoring of year 10 & 11 EHE CYP. EHE officers will contact families to arrange a visit where they can, to discuss FE opportunities available for CYP in Year 11.
- Those families who do not permit an officer to visit will be contacted and the information relating to the September Guarantee will be gathered via telephone, email or letter.

Executive Summary - continued

Strategic and Planning continued

Skills and Employability

Data:

The not known figures are better than this time last year despite the change to reporting course end dates for colleges, as mentioned in the August report.

Skills and Employability have set up secure email links with school sixth form coordinators for the exchange of data. This has been completed for all but 4 schools. The data on year 13/14 destinations is coming in ahead of the 9th October deadline.

The Skills and Employability Service briefings are taking place across Kent. Invitations have been sent to schools, FE colleges and KCC partners in the NEET strategy. These briefings state the core activities that take place across the year and the responsibilities for tracking from schools and colleges, options for young people who are potentially NEET and the contact details for the district teams who can assist (available at the briefings and on Kent Choices).

Increasing Participation

20,000 KentChoices magazines have been distributed to schools, offering high quality careers advice over a number of different pathways, and supporting the Careers Information Advice and Guidance programmes run by Schools. The KentChoices application platform run by UcasProgress is now open for all of year 11 students. Letters are going out to schools, young people and their carers explaining the process with log in details.

In addition to this the District offer has been published for this academic year on <http://www.kent.gov.uk/education-and-children/college-sixth-form-employment-and-training>. This is for young people whose needs aren't met by the mainstream provision offered by schools and colleges and for those young people who need a placement outside of the September start. Working in partnership with local schools, colleges, training providers, local agencies and employers, Skills and Employability has identified the need to improve educational outcomes and employability skills and increase participation for those at risk of becoming NEET or seeking employment opportunities. In response the local Employability Offer has been introduced and developed, with the aim of re-engaging learners in education and supporting them to develop employability skills, including mathematics and English, whilst providing progression pathways to higher levels of study or into employment, traineeships and Apprenticeships. These offers are regularly reviewed.

Virtual School Kent

As the data shows, the CIC/CL under Kent VSK are beginning to reduce as the team have been tracking the young people. The Post 16 VSK team have been supporting the College enrolment process and collating enrolment data for their records for those within a Kent and Medway College. The Locality VSK teams are also collating school enrolment data. Both processes are enabling the teams to identify those that are NEET, or have not enrolled where they had planned to. For those that are Not Known, the Post 16 team have been contacting the Social Workers with the aim of establishing the current status of the young person and to offer support where necessary. This is heavily reliant on hearing back from the lead professional for that young person. Follow-up work is now in place. The Post 16 Assistant Head is continuing to meet with Social Workers at team meetings to ensure they are clear of the post 16 options and that it is not too late to enrol somewhere, and that support is available for those that are at risk of becoming NEET.

Executive Summary - continued

Next Steps

Troubled Families

- Ensure all TF Admins are trained and entering data in to IYSS
- Business Case due to submitted by the Skills and Employability Team to secure approval for an additional Employability Officer KR8, which will enable us to deploy a dedicated Officer for each Area
- Identify NEET referrals from TF cohort for new Jobcentre Plus NEET Worker

Fair Access Team

- The EHE officers will in future liaise more closely with Skills & Employability, schools and colleges to ensure they have information on Further education places available to the Yr 11 CYP on their caseloads.
- Links to College, Schools & Apprenticeship open days and job fairs will be published on the EHE webpage.

Skills and Employability

The Kent NEET strategy will be published to be operational from November .

The dates for the Participation and Progress meetings have been set. This is a forum for matching NEET young people with EET activities and is held in each district (w/c Nov 2nd w/c Jan 26th w/c Mar 15th w/c Jun 14th). For details of the venues and the dates contact owen.bartholomew@kent.gov.uk.

The CEIAG briefing to be held in Maidstone is open to any professional involved with young people- 5th November Improving CEIAG, Improving outcomes(contact Rajmund.Brent@kent.gov.uk).

Virtual School Kent

Challenges with the UASC cohort and how this is recorded on IYSS is in discussion. Provisional meeting booked for the 9th October. Formal Post 16 training is booked to commence next week for Foster Carers to update them on the post 16 sector, along with sessions for Social Workers. Collaboration between the Skills and Employability team and VSK are now in place and links are being strengthened. Focus for the VSK Post 16 team is to reduce the NEETs and Not Knowns through chasing Social Workers to ensure they are aware of the options available. VSK are in the process of recruiting Year 11 Progression Adviser Support Officers to ensure that earlier support is identified for the new year 11 cohorts.

Education and Young People's Services Performance Management

NEET Monthly Report - Kent

16-18 year old NEET Summary	Total Cohort 16-18	No. NEET 16-18	% NEET 16-18	NEET Target 16-18 Jan 2016	Diff from target	% NEET Age 16	% NEET Age 17	% NEET Age 18	Not knowns				
									Acad age 16	Acad age 17	Acad age 18	Total	% of cohort
Kent	52,681	1,987	7.83%	2.50%	5.33%	1.23%	6.43%	19.06%	7,562	7,891	11,800	27,253	51.73%
Ashford	4,600	139	5.78%	2.10%	3.68%	1.07%	4.94%	13.27%	549	629	957	2,135	46.41%
Canterbury	4,795	188	7.73%	2.04%	5.69%	0.64%	6.05%	20.31%	643	631	1,086	2,360	49.22%
Dartford	3,531	118	7.90%	2.54%	5.36%	1.49%	6.31%	19.23%	624	556	855	2,035	57.63%
Dover	3,945	138	7.85%	2.79%	5.06%	1.31%	6.29%	21.08%	597	592	992	2,181	55.29%
Gravesham	3,939	188	11.30%	2.52%	8.78%	2.57%	9.15%	21.12%	714	777	800	2,291	58.16%
Maidstone	5,428	175	6.59%	2.49%	4.10%	1.88%	4.60%	19.05%	761	762	1,226	2,749	50.64%
Sevenoaks	3,449	104	6.26%	1.64%	4.62%	0.75%	5.33%	16.01%	443	559	749	1,751	50.77%
Shepway	3,818	150	7.38%	3.03%	4.35%	1.15%	6.91%	17.94%	414	482	882	1,778	46.57%
Swale	5,367	250	9.25%	3.04%	6.21%	1.76%	8.76%	19.26%	731	775	1,173	2,679	49.92%
Thanet	5,253	235	10.31%	3.49%	6.82%	0.78%	8.69%	23.21%	845	956	1,199	3,000	57.11%
Tonbridge & Malling	4,587	154	7.14%	1.67%	5.47%	1.10%	5.71%	18.49%	725	646	1,043	2,414	52.63%
Tunbridge Wells	3,969	148	7.15%	1.65%	5.50%	0.40%	5.49%	19.54%	516	526	838	1,880	47.37%

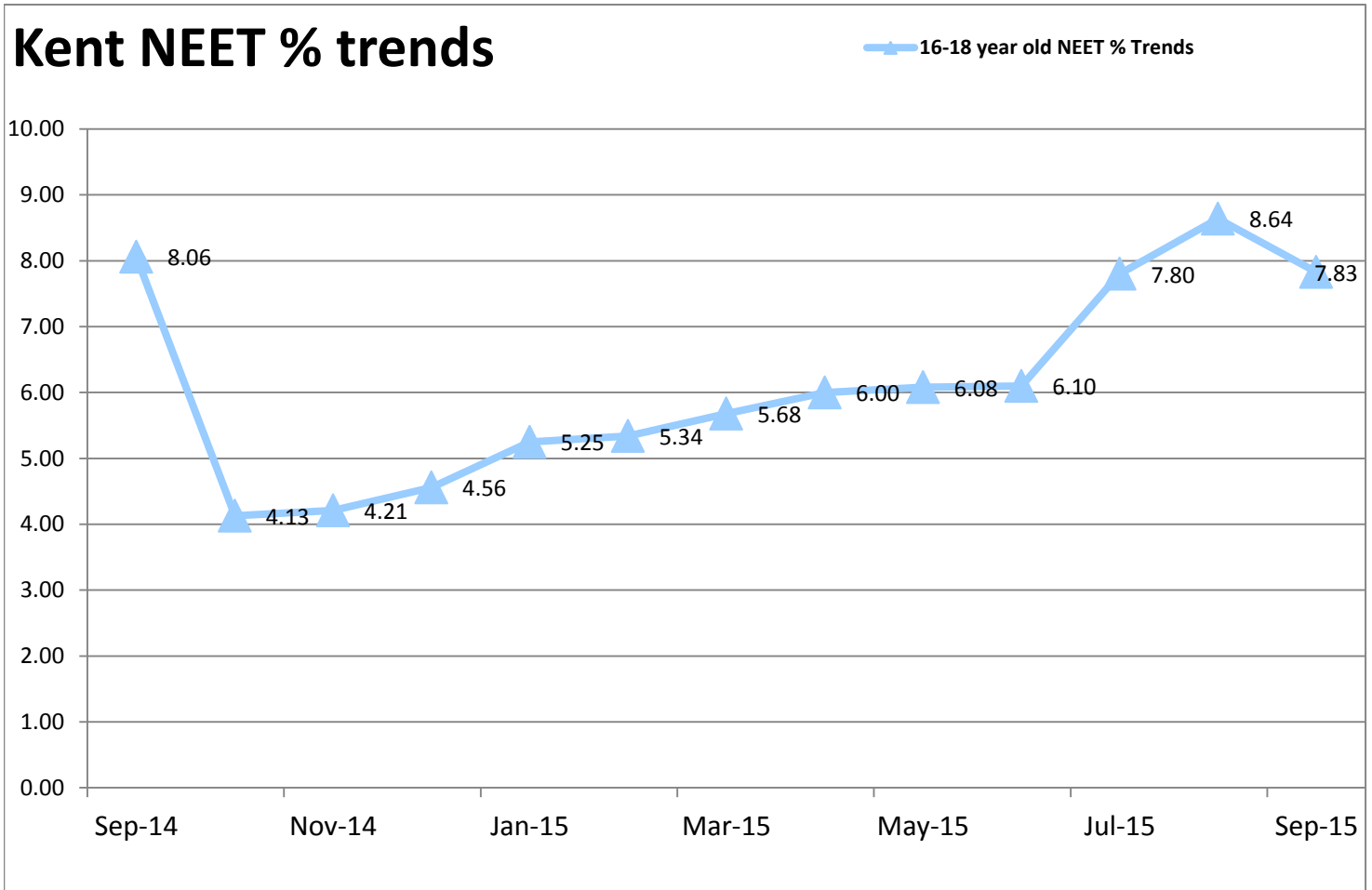
16-18 year old NEET % Trends	Sep-15	Aug-15	Jul-15	Jun-15	May-15	Apr-15	Mar-15	Feb-15	Jan-15	Dec-14	Nov-14	Oct-14	Sep-14
Kent	7.83	8.64	7.80	6.10	6.08	6.00	5.68	5.34	5.25	4.56	4.21	4.13	8.06
Ashford	5.78	7.45	6.52	5.75	5.99	5.93	5.55	4.99	4.78	4.29	4.30	3.83	8.34
Canterbury	7.73	9.29	8.29	6.30	6.38	6.17	5.74	5.20	4.98	4.48	3.86	3.93	7.90
Dartford	7.90	8.13	7.15	4.97	5.09	5.40	5.27	5.12	5.16	4.42	4.25	4.27	8.25
Dover	7.85	9.27	8.07	6.02	6.00	5.85	5.67	5.19	5.59	4.74	4.48	4.39	9.42
Gravesham	11.30	10.23	9.57	6.97	6.80	6.44	6.00	5.82	5.81	4.99	4.61	4.57	9.09
Maidstone	6.59	7.85	7.19	5.73	5.60	5.46	5.07	4.70	4.56	4.06	3.94	4.10	7.07
Sevenoaks	6.26	5.58	5.18	4.33	4.26	4.14	4.01	3.66	3.87	3.35	2.79	2.85	5.23
Shepway	7.38	9.13	8.28	6.75	6.61	6.99	6.89	6.53	6.07	5.06	4.68	4.71	9.42
Swale	9.25	11.08	9.97	7.78	7.67	7.55	7.33	7.22	7.15	6.51	6.00	5.76	10.63
Thanet	10.31	11.81	10.59	7.55	7.46	7.34	6.77	6.77	6.51	5.60	4.98	4.78	9.79
Tonbridge & Malling	7.14	7.27	6.64	5.19	5.21	4.99	4.72	4.35	4.25	3.48	3.17	3.05	5.57
Tunbridge Wells	7.15	6.05	5.58	4.70	4.81	4.80	4.37	3.63	3.55	2.91	2.65	2.57	4.93

16-18 year old Not Known % Trends	Sep-15	Aug-15	Jul-15	Jun-15	May-15	Apr-15	Mar-15	Feb-15	Jan-15	Dec-14	Nov-14	Oct-14	Sep-14
Kent	51.73	31.14	27.78	9.24	9.61	9.74	9.62	10.54	11.22	15.21	19.00	24.16	58.70
Ashford	46.41	25.99	22.43	9.97	10.28	10.08	9.89	9.89	10.57	14.98	18.73	25.79	56.67
Canterbury	49.22	33.31	28.20	8.56	9.15	8.97	8.36	9.22	10.03	13.57	15.62	23.73	59.44
Dartford	57.63	33.59	32.32	8.08	8.30	8.82	9.52	10.73	10.88	14.90	19.39	24.09	60.43
Dover	55.29	35.70	31.00	9.98	10.21	10.50	10.02	10.67	12.15	15.81	19.25	22.78	65.00
Gravesham	58.16	33.46	33.07	9.16	9.54	9.61	10.16	11.57	12.36	16.56	21.30	23.33	61.81
Maidstone	50.64	28.56	24.87	7.88	8.39	8.64	8.84	10.14	10.80	14.07	16.97	22.61	50.62
Sevenoaks	50.77	29.20	26.23	10.82	11.41	11.24	11.43	12.01	12.32	15.96	21.61	26.87	60.07
Shepway	46.57	28.18	25.10	10.00	10.13	9.92	9.64	10.28	11.36	16.01	21.59	24.23	54.45
Swale	49.92	32.70	28.47	9.20	9.54	9.48	9.03	10.76	11.13	15.40	18.66	26.39	57.95
Thanet	57.11	40.04	35.98	10.92	11.34	11.74	11.25	12.09	12.74	15.92	18.86	23.36	62.22
Tonbridge & Malling	52.63	28.13	24.98	8.42	8.86	9.29	8.86	10.05	10.64	14.99	19.07	23.75	59.21
Tunbridge Wells	47.37	23.14	20.39	8.02	8.28	8.68	8.98	9.34	9.89	14.93	19.13	23.25	59.06

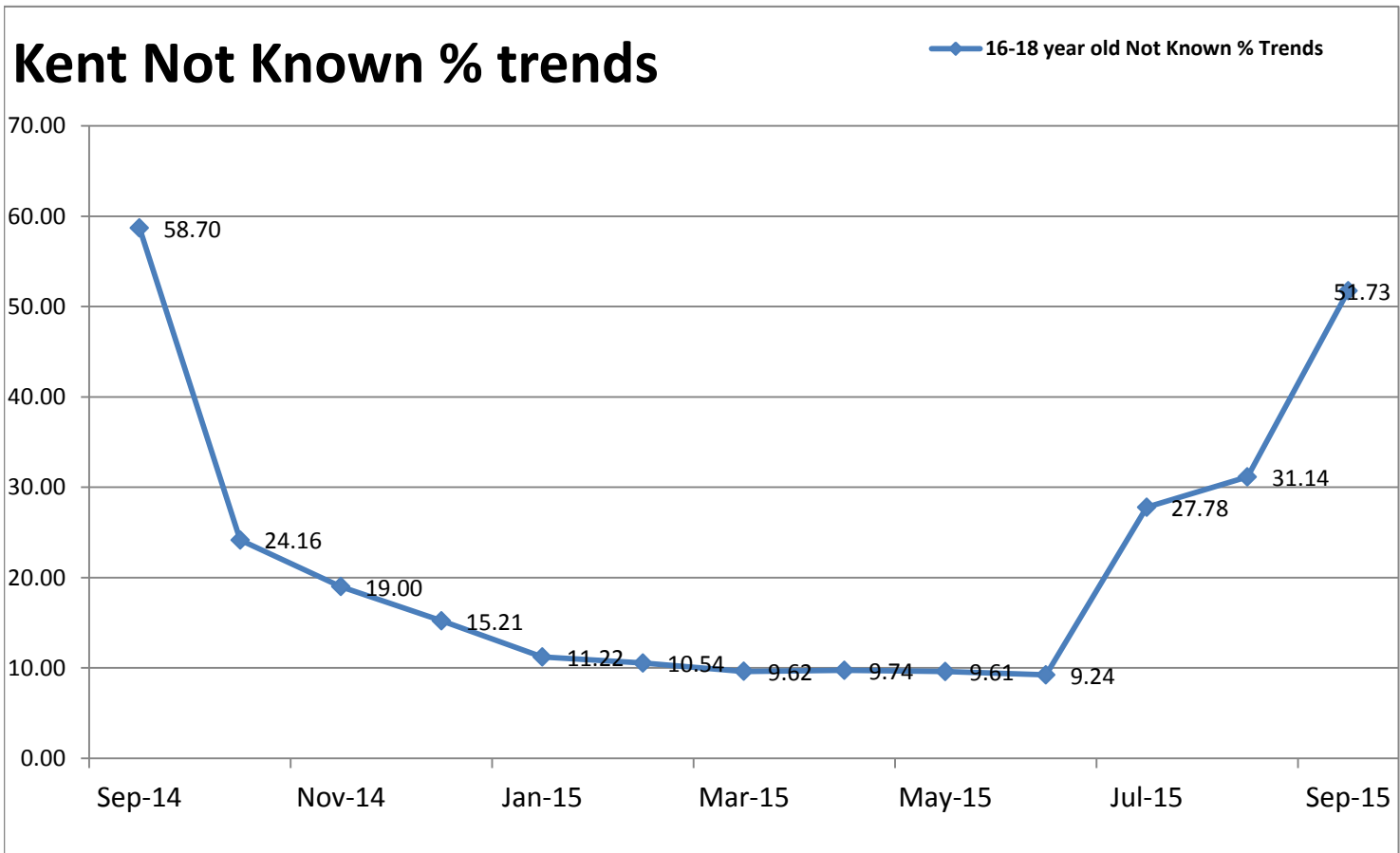
NEETs based on length of time in NEET	Equivalent - September 2014				
	0-6 weeks	7-13 weeks	14-26 weeks	27-52 weeks	52+ weeks
Kent	143	464	178	518	684
Ashford	9	35	15	39	41
Canterbury	7	42	12	54	73
Dartford	9	34	9	29	37
Dover	5	29	14	37	53
Gravesham	34	47	13	39	55
Maidstone	8	47	13	46	61
Sevenoaks	17	16	2	31	38
Shepway	15	26	16	42	51
Swale	16	72	25	51	86
Thanet	9	42	33	70	81
Tonbridge & Malling	4	37	16	36	61
Tunbridge Wells	10	37	10	44	47

Progress RPA - Participating	
% Age 16	% Age 17
54.79%	50.27%
62.16%	54.40%
58.78%	54.16%
45.61%	47.30%
52.46%	48.52%
42.13%	35.80%
57.01%	54.47%
59.64%	48.62%
64.58%	56.31%
55.78%	50.22%
47.34%	42.04%
52.14%	52.59%
59.26%	57.55%

Kent NEET % trends



Kent Not Known % trends



Education and Young People's Services Performance Management

NEET Monthly Report - Kent

16-18 year old cohort by Vulnerable Group	Sep-15	Aug-15	Jul-15	Jun-15	May-15	Apr-15	Mar-15	Feb-15	Jan-15	Dec-14	Nov-14	Oct-14	Sep-14
Children in Care (CIC)	708	693	695	699	668	667	666	672	673	678	692	680	688
subset CIC resp. not known	4	4	5										
subset CIC KCC responsibility	438	446	446										
subset CIC OOC responsibility	266	243	244										
Caring for own child	175	406	399	389	373	356	340	336	328	293	281	262	252
Asylum seeker	19	40	40	40	40	40	40	40	40	40	41	41	41
Carer not own child	66	89	88	88	88	87	83	79	77	72	73	73	71
Substance Misuse	59	74	74	73	73	72	72	72	71	71	101	99	98
Care Leaver (CL)	17	87	87	85	85	84	84	81	80	79	77	76	76
subset CL resp. not known	1	0	0										
subset CL KCC responsibility	10	79	79										
subset CL OOC responsibility	6	8	8										
Supervised by YOT	239	241	241	243	242	239	237	236	231	257	289	285	259
Pregnancy	137	235	238	240	210	195	188	177	168	157	143	137	133
Parent not caring for own child	7	16	16	16	16	16	16	16	16	13	13	13	13
SEND (16-18 year olds)	2232	2071	2078	2079	2083	2082	2082	2088	2086	2087	2094	2106	2114
SEND (19+ year olds)	627	3867	3895	3895	3895	3895	3895	3898	3898	3900	3901	3902	3902
Total 16-18 cohort with at least one vulnerable group	3228	3487	3482	3479	3418	3381	3356	3339	3316	3279	3309	3295	3276

16-18 year old NEET by Vulnerable Group	Sep-15	Aug-15	Jul-15	Jun-15	May-15	Apr-15	Mar-15	Feb-15	Jan-15	Dec-14	Nov-14	Oct-14	Sep-14
Children in Care (CIC)	106	131	127	121	116	114	107	98	97	94	91	78	98
subset CIC resp. not known	3	3	4										
subset CIC KCC responsibility	88	103	98										
subset CIC OOC responsibility	15	25	25										
Caring for own child	124	292	290	281	267	253	237	230	224	187	175	154	165
Asylum seeker	3	4	4	4	4	4	4	4	4	5	5	2	3
Carer not own child	16	31	31	32	31	30	28	25	23	21	18	17	18
Substance Misuse	14	16	16	16	16	14	14	11	14	12	19	15	18
Care Leaver (CL)	9	41	40	38	38	38	38	37	33	31	28	31	41
subset CL resp. not known	1	0	0										
subset CL KCC responsibility	5	37	36										
subset CL OOC responsibility	3	4	4										
Supervised by YOT	89	91	91	87	89	83	83	77	75	85	75	57	47
Pregnancy	89	166	168	171	164	153	148	136	130	112	96	93	94
Parent not caring for own child	3	8	7	7	7	7	7	8	9	7	5	6	7
SEND (16-18 year olds)	173	221	212	194	198	191	193	174	168	166	154	147	157
SEND (19+ year olds)	91	841	839	849	841	836	837	833	834	830	826	841	858
Total 16-18 NEET with at least one vulnerable group	516	858	857	816	796	761	733	680	659	598	546	504	551

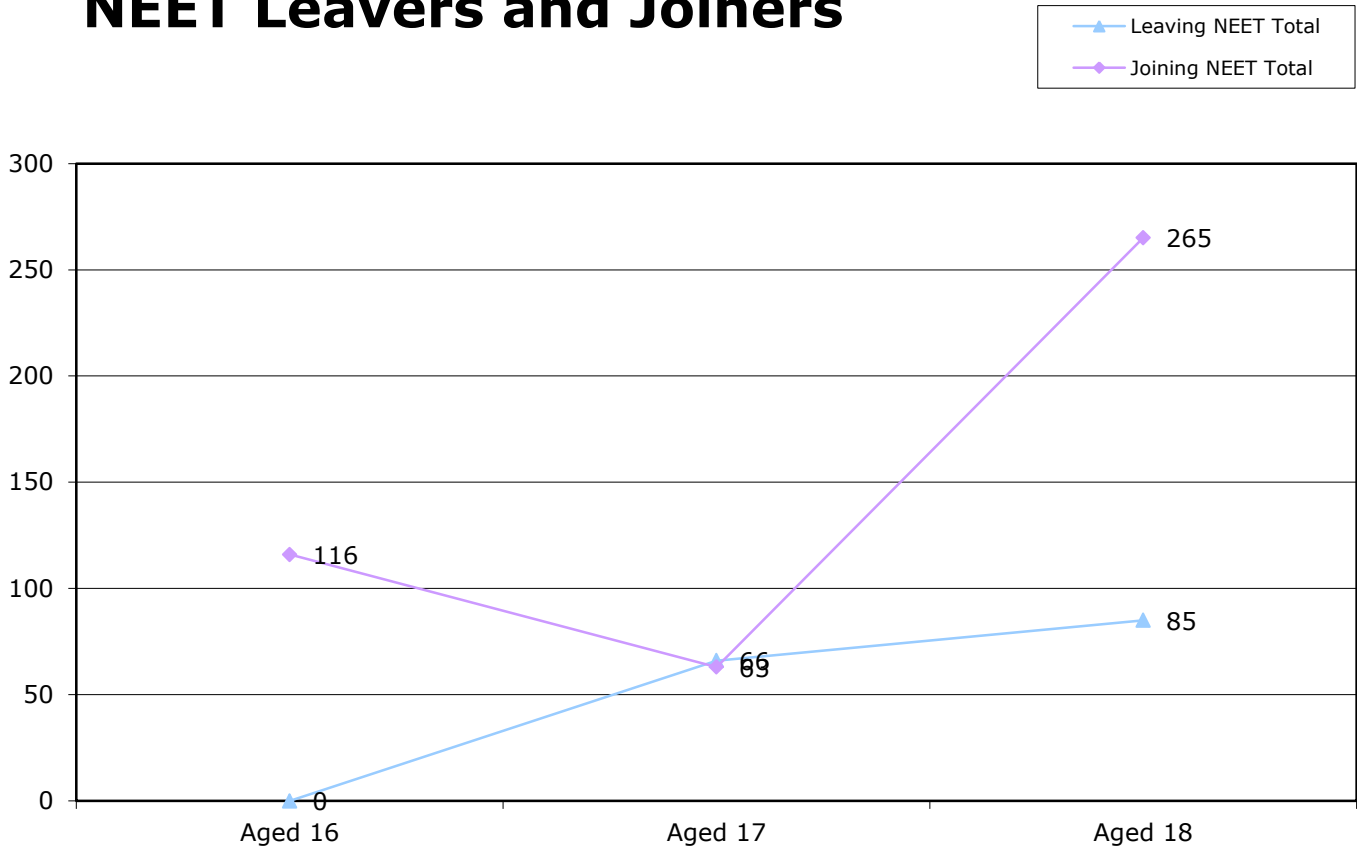
16-18 year old Not Knowns by Vulnerable Group	Sep-15	Aug-15	Jul-15	Jun-15	May-15	Apr-15	Mar-15	Feb-15	Jan-15	Dec-14	Nov-14	Oct-14	Sep-14
Children in Care (CIC)	460	360	311	121	115	107	97	99	95	99	169	189	424
subset CIC resp. not known	1	1	1										
subset CIC KCC responsibility	253	204	177										
subset CIC OOC responsibility	206	155	133										
Caring for own child	36	84	75	48	45	45	38	38	35	38	44	45	63
Asylum seeker	13	30	25	13	12	12	9	10	10	10	16	21	30
Carer not own child	37	40	38	15	16	14	10	9	9	8	9	11	39
Substance Misuse	30	35	32	19	16	15	12	12	11	5	30	31	57
Care Leaver (CL)	5	37	35	21	19	18	18	16	18	12	16	16	17
subset CL resp. not known	0	0	0										
subset CL KCC responsibility	3	34	32										
subset CL OOC responsibility	2	3	3										
Supervised by YOT	109	91	76	37	26	15	12	5	1	8	72	78	123
Pregnancy	37	50	45	25	21	20	14	14	14	15	14	13	25
Parent not caring for own child	3	6	7	3	4	3	1	0	0	0	1	2	5
SEND (16-18 year olds)	1333	1011	954	330	314	298	279	284	304	337	404	463	1300
SEND (19+ year olds)	504	2912	2886	2700	2693	2655	2548	2552	2529	2532	2520	2567	2875
Total 16-18 not known with at least one vulnerable group	1812	1531	1407	543	509	478	428	429	441	474	645	726	1820

16-18 Year old NEET Leavers & Joiners	Aged 16	Aged 17	Aged 18	16-18 Total	Aged 19
Leaving NEET Total	0	66	85	151	199
Education	0	16	5	21	4
Employment	0	31	58	89	31
Government supported training	0	13	16	29	3
Re-engagement Provision	0	0	0	0	0
Transfer to another LA	0	0	0	0	0
Age reached where no active record required	0	0	0	0	161
Left England so no longer active record	0	0	1	1	0
Found to be a duplicate record	0	0	0	0	0
Deceased	0	0	0	0	0
Custodial Sentence	0	3	4	7	0
Cannot Be Contacted	0	2	0	2	0
Refused to disclose activity	0	0	0	0	0
Unknown Activity	0	0	0	0	0
Other Reason	0	1	1	2	0
Joining NEET Total	116	63	265	444	61
Education	111	8	179	298	45
Employment	0	7	16	23	2
Training	0	5	0	5	0
Re-engagement Provision	0	0	0	0	0
From other area	0	0	0	0	0
Other (inc custodial sentence)	5	43	70	118	14
Joiners>Leavers	-116	3	-180	-293	138

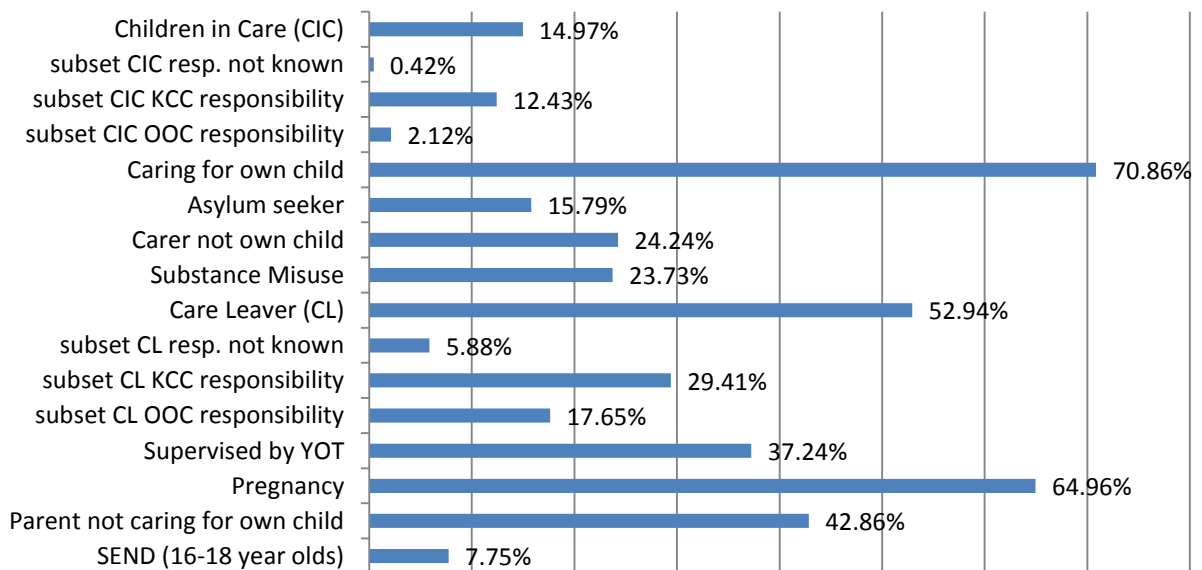
Please note that there is a change of categories as a result of change of DfE reporting requirements

16-18 Year Old NEET Labour Market Summary	No	%
Available:		
Working not for reward	27	1.58%
Not yet ready for work or learning	85	4.98%
Start Date agreed (other)	27	1.58%
Start Date agreed (RPA compliant)	70	4.10%
Seeking EET	1498	87.76%
Available Total	1707	100%
Unavailable:		
Young carers	8	2.86%
Teenage parents	108	38.57%
Illness	104	37.14%
Pregnancy	59	21.07%
Religious grounds	0	0.00%
Unlikely to be economically active	1	0.36%
Other reason	0	0.00%
Unavailable Total	280	100%

NEET Leavers and Joiners



% of Vulnerable Cohorts who are NEET



Education and Young People's Services Performance Management

NEET Monthly Report - Ashford

16-18 year old cohort by Vulnerable Group	Sep-15	Aug-15	Jul-15	Jun-15	May-15	Apr-15	Mar-15	Feb-15	Jan-15	Dec-14	Nov-14	Oct-14	Sep-14
Children in Care	69	61	61	60	55	56	56	55	55	53	56	56	63
subset CIC resp. not known	0	0	0										
subset CIC KCC responsibility	41	37	37										
subset CIC OOC responsibility	28	24	24										
Caring for own child	11	29	28	28	26	23	23	23	22	18	15	13	12
Asylum seeker	2	4	4	4	4	4	4	4	4	4	4	4	4
Carer not own child	9	10	10	10	10	10	10	10	10	10	10	10	10
Substance Misuse	5	7	7	7	7	7	7	7	7	6	6	6	6
Care Leaver	1	6	6	6	5	5	5	5	4	4	5	5	5
subset CL resp. not known	0	0	0										
subset CL KCC responsibility	1	6	6										
subset CL OOC responsibility	0	0	0										
Supervised by YOT	10	13	13	13	13	13	13	13	14	15	17	18	20
Pregnancy	7	15	16	16	14	13	12	11	10	11	9	9	8
Parent not caring for own child	0	0	0	0	0	0	0	0	0	0	1	1	1
SEND (16-18 year olds)	189	154	154	154	154	153	153	153	152	152	155	157	170
SEND (19+ year olds)	44	316	319	319	319	319	319	319	319	320	322	323	323
Total 16-18 cohort with at least one vulnerable group	264	263	262	262	254	251	250	248	246	242	242	244	257

16-18 year old NEET by Vulnerable Group	Sep-15	Aug-15	Jul-15	Jun-15	May-15	Apr-15	Mar-15	Feb-15	Jan-15	Dec-14	Nov-14	Oct-14	Sep-14
Children in Care	13	14	12	13	13	14	14	12	12	9	9	7	12
subset CIC resp. not known	0	0	0										
subset CIC KCC responsibility	11	14	12										
subset CIC OOC responsibility	2	0	0										
Caring for own child	8	22	21	21	20	17	17	16	15	10	7	5	5
Asylum seeker	0	0	0	0	0	0	0	0	0	0	0	0	0
Carer not own child	2	1	1	1	1	1	1	1	1	1	1	1	1
Substance Misuse	3	4	4	4	4	4	4	3	3	2	2	2	2
Care Leaver	1	4	4	4	3	3	3	3	3	3	4	4	4
subset CL resp. not known	0	0	0										
subset CL KCC responsibility	1	4	4										
subset CL OOC responsibility	0	0	0										
Supervised by YOT	4	5	5	5	5	5	5	5	4	3	5	3	3
Pregnancy	5	9	10	11	10	10	8	7	6	5	3	3	2
Parent not caring for own child	0	0	0	0	0	0	0	0	0	0	1	1	1
SEND (16-18 year olds)	13	15	13	12	14	12	10	10	10	9	10	8	10
SEND (19+ year olds)	8	40	41	41	40	40	39	40	40	41	47	49	50
Total 16-18 NEET with at least one vulnerable group	40	59	56	57	56	53	48	44	42	32	30	25	33

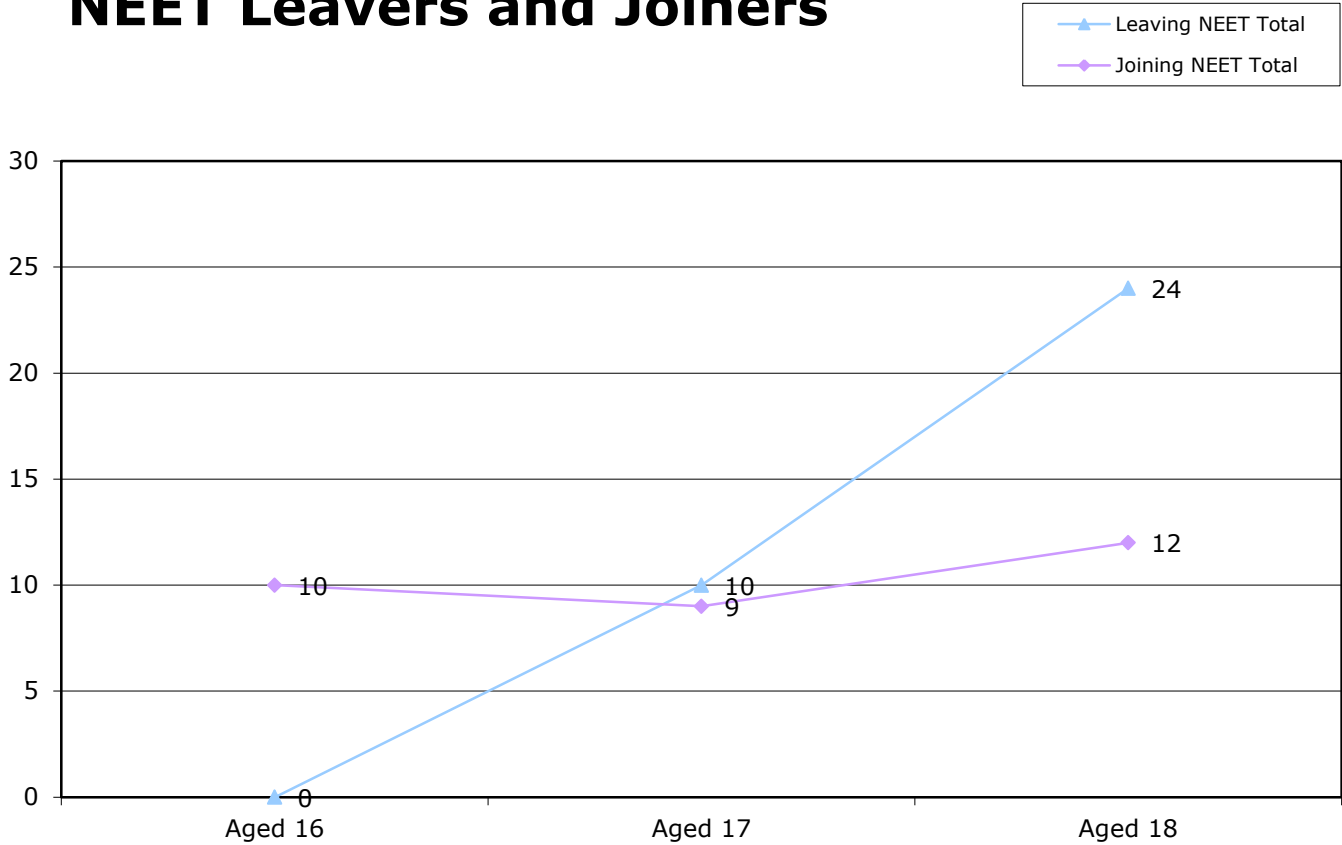
16-18 year old Not Knowns by Vulnerable Group	Sep-15	Aug-15	Jul-15	Jun-15	May-15	Apr-15	Mar-15	Feb-15	Jan-15	Dec-14	Nov-14	Oct-14	Sep-14
Children in Care	43	33	31	15	12	12	11	8	6	6	13	14	37
subset CIC resp. not known	0	0	0										
subset CIC KCC responsibility	22	15	14										
subset CIC OOC responsibility	21	18	17										
Caring for own child	1	4	4	4	4	4	2	2	2	2	2	2	4
Asylum seeker	2	4	3	2	2	2	0	0	0	0	2	2	4
Carer not own child	5	6	6	3	3	2	1	1	1	1	1	1	7
Substance Misuse	2	1	1	1	1	1	1	0	0	0	0	1	3
Care Leaver	0	1	1	2	2	2	2	2	1	0	0	0	0
subset CL resp. not known	0	0	0										
subset CL KCC responsibility	0	1	1										
subset CL OOC responsibility	0	0	0										
Supervised by YOT	3	3	3	4	3	1	1	1	1	2	1	4	7
Pregnancy	2	5	5	4	4	3	3	2	2	3	2	2	2
Parent not caring for own child	0	0	0	0	0	0	0	0	0	0	0	0	0
SEND (16-18 year olds)	113	63	55	26	23	22	21	20	20	26	32	37	96
SEND (19+ year olds)	34	263	266	254	247	244	233	234	232	235	239	243	272
Total not known with at least one vulnerable group	147	104	94	51	47	44	38	34	31	38	44	53	135

16-18 Year old NEET Leavers & Joiners	Aged 16	Aged 17	Aged 18	16-18 Total	Aged 19
Leaving NEET Total	0	10	24	34	7
Education	0	0	2	2	0
Employment	0	7	17	24	1
Government supported training	0	2	4	6	0
Re-engagement Provision	0	0	0	0	0
Transfer to another LA	0	0	0	0	0
Age reached where no active record required	0	0	0	0	6
Left England so no longer active record	0	0	0	0	0
Found to be a duplicate record	0	0	0	0	0
Deceased	0	0	0	0	0
Custodial Sentence	0	1	1	2	0
Cannot Be Contacted	0	0	0	0	0
Refused to disclose activity	0	0	0	0	0
Unknown Activity	0	0	0	0	0
Other Reason	0	0	0	0	0
Joining NEET Total	10	9	12	31	6
Education	9	1	7	17	6
Employment	0	1	2	3	0
Training	0	1	0	1	0
Re-engagement Provision	0	0	0	0	0
From other area	0	0	0	0	0
Other (inc custodial sentence)	1	6	3	10	0
Joiners>Leavers	-10	1	12	3	1

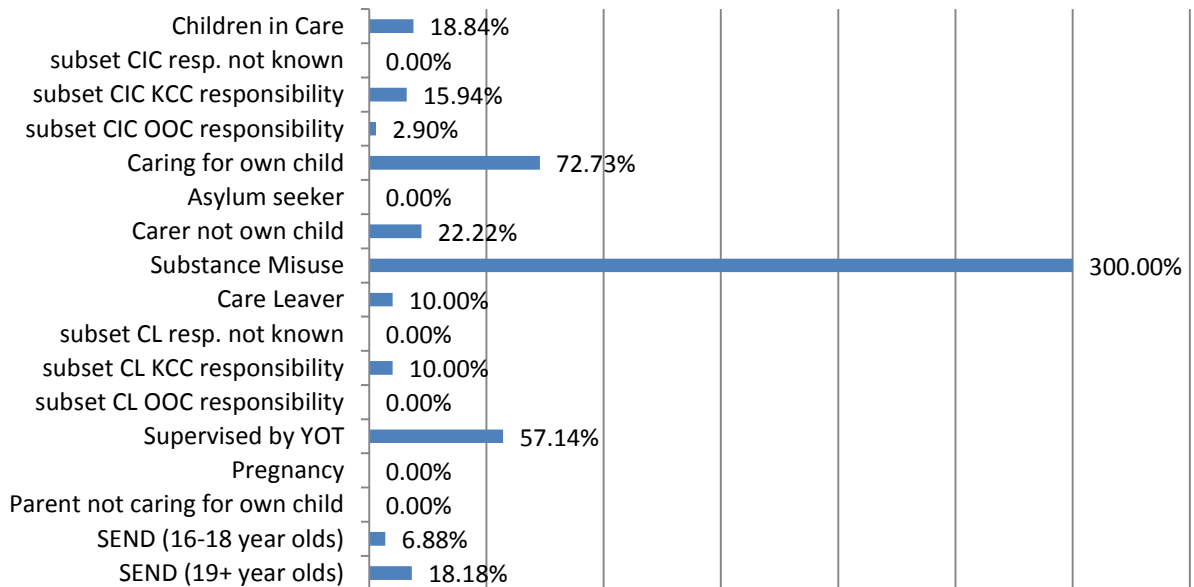
Please note that there is a change of categories as a result of change of DfE reporting requirements

16-18 Year Old NEET Labour Market Summary	No	%
Available:		
Working not for reward	3	2.54%
Not yet ready for work or learning	5	4.24%
Start Date agreed (other)	1	0.85%
Start Date agreed (RPA compliant)	8	6.78%
Seeking EET	101	85.59%
Available Total	118	100%
Unavailable:		
Young carers	1	4.76%
Teenage parents	6	28.57%
Illness	11	52.38%
Pregnancy	3	14.29%
Religious grounds	0	0.00%
Unlikely to be economically active	0	0.00%
Other reason	0	0.00%
Unavailable Total	21	100%

NEET Leavers and Joiners



% of Vulnerable Cohorts who are NEET



Education and Young People's Services Performance Management

NEET Monthly Report - Canterbury

16-18 year old cohort by Vulnerable Group	Sep-15	Aug-15	Jul-15	Jun-15	May-15	Apr-15	Mar-15	Feb-15	Jan-15	Dec-14	Nov-14	Oct-14	Sep-14
Children in Care	80	85	85	85	81	80	80	81	82	83	87	88	90
subset CIC resp. not known	2	2	2										
subset CIC KCC responsibility	36	43	43										
subset CIC OOC responsibility	42	40	40										
Caring for own child	14	36	35	35	33	33	31	32	32	28	28	26	23
Asylum seeker	1	7	7	7	7	7	7	7	6	6	7	7	7
Carer not own child	6	4	4	4	4	4	4	4	4	4	4	4	4
Substance Misuse	9	9	9	9	9	9	9	9	9	9	10	10	10
Care Leaver	0	6	6	6	6	6	6	6	7	7	6	6	6
subset CL resp. not known	0	0	0										
subset CL KCC responsibility	0	6	6										
subset CL OOC responsibility	0	0	0										
Supervised by YOT	28	20	20	20	20	19	19	19	16	18	23	24	22
Pregnancy	14	24	24	24	20	20	20	18	16	13	10	11	9
Parent not caring for own child	0	0	0	0	0	0	0	1	1	0	0	0	0
SEND (16-18 year olds)	226	221	222	223	224	223	223	224	223	222	220	223	222
SEND (19+ year olds)	59	343	345	345	345	345	345	346	346	346	345	344	344
Total 16-18 cohort with at least one vulnerable group	332	357	356	357	349	348	346	345	341	334	337	341	338

16-18 year old NEET by Vulnerable Group	Sep-15	Aug-15	Jul-15	Jun-15	May-15	Apr-15	Mar-15	Feb-15	Jan-15	Dec-14	Nov-14	Oct-14	Sep-14
Children in Care	11	14	14	14	14	12	11	11	10	9	9	9	8
subset CIC resp. not known	1	1	1										
subset CIC KCC responsibility	7	8	8										
subset CIC OOC responsibility	3	5	5										
Caring for own child	7	22	22	22	20	20	18	18	19	14	14	12	14
Asylum seeker	0	1	1	1	1	1	1	1	1	1	1	0	0
Carer not own child	0	0	0	0	0	0	0	0	0	0	0	0	0
Substance Misuse	1	2	2	2	1	1	1	1	0	0	0	0	2
Care Leaver	0	5	5	5	5	5	5	5	2	2	2	2	4
subset CL resp. not known	0	0	0										
subset CL KCC responsibility	0	5	5										
subset CL OOC responsibility	0	0	0										
Supervised by YOT	8	7	7	8	8	7	7	6	3	4	3	5	5
Pregnancy	12	19	19	19	19	19	19	17	15	12	9	10	8
Parent not caring for own child	0	0	0	0	0	0	0	1	1	0	0	0	0
SEND (16-18 year olds)	22	27	26	25	25	23	25	23	21	18	18	20	19
SEND (19+ year olds)	9	78	78	77	77	77	77	77	78	77	75	76	80
Total 16-18 NEET with at least one vulnerable group	51	82	80	80	77	74	73	67	59	49	45	49	51

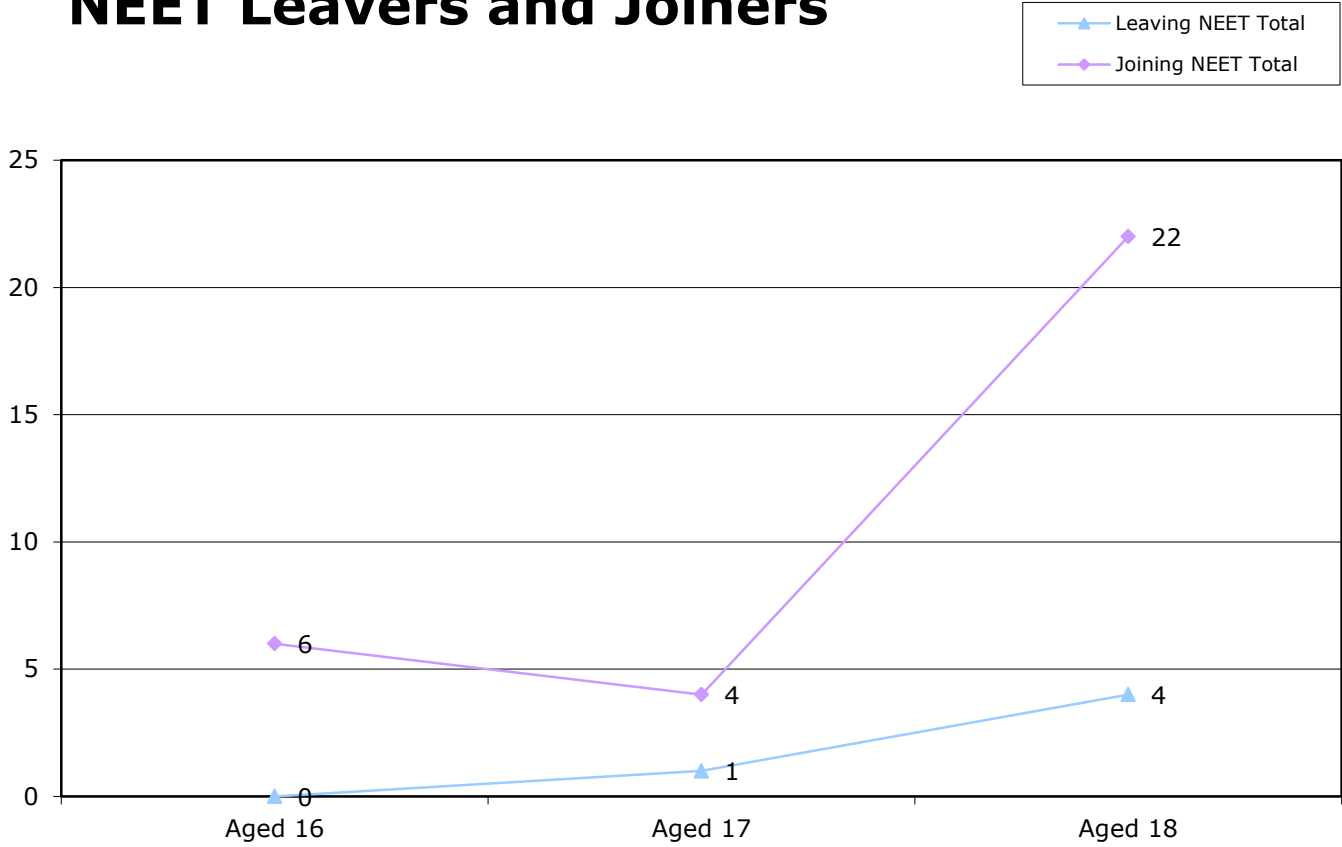
16-18 year old Not Knowns by Vulnerable Group	Sep-15	Aug-15	Jul-15	Jun-15	May-15	Apr-15	Mar-15	Feb-15	Jan-15	Dec-14	Nov-14	Oct-14	Sep-14
Children in Care	55	47	44	12	11	11	9	11	12	13	18	20	66
subset CIC resp. not known	1	1	1										
subset CIC KCC responsibility	25	19	19										
subset CIC OOC responsibility	29	27	24										
Caring for own child	7	11	9	6	6	6	5	5	5	6	7	7	7
Asylum seeker	1	6	6	4	3	3	2	2	2	2	3	4	6
Carer not own child	5	2	2	0	0	0	0	0	0	0	0	0	2
Substance Misuse	5	4	4	2	2	2	2	2	2	2	3	3	6
Care Leaver	0	1	1	0	0	0	0	0	2	1	0	0	0
subset CL resp. not known	0	0	0										
subset CL KCC responsibility	0	1	1										
subset CL OOC responsibility	0	0	0										
Supervised by YOT	15	9	8	1	0	0	0	0	0	0	7	5	9
Pregnancy	2	3	3	2	0	0	0	0	0	0	0	0	1
Parent not caring for own child	0	0	0	0	0	0	0	0	0	0	0	0	0
SEND (16-18 year olds)	131	116	112	32	31	29	27	30	30	33	34	39	154
SEND (19+ year olds)	48	259	260	218	218	216	208	210	214	216	208	209	250
Total not known with at least one vulnerable group	193	170	160	52	47	45	40	44	47	50	61	66	213

16-18 Year old NEET Leavers & Joiners	Aged 16	Aged 17	Aged 18	16-18 Total	Aged 19
Leaving NEET Total	0	1	4	5	18
Education	0	1	1	2	0
Employment	0	0	2	2	0
Government supported training	0	0	1	1	0
Re-engagement Provision	0	0	0	0	0
Transfer to another LA	0	0	0	0	0
Age reached where no active record required	0	0	0	0	18
Left England so no longer active record	0	0	0	0	0
Found to be a duplicate record	0	0	0	0	0
Deceased	0	0	0	0	0
Custodial Sentence	0	0	0	0	0
Cannot Be Contacted	0	0	0	0	0
Refused to disclose activity	0	0	0	0	0
Unknown Activity	0	0	0	0	0
Other Reason	0	0	0	0	0
Joining NEET Total	6	4	22	32	6
Education	6	1	19	26	5
Employment	0	1	0	1	1
Training	0	0	0	0	0
Re-engagement Provision	0	0	0	0	0
From other area	0	0	0	0	0
Other (inc custodial sentence)	0	2	3	5	0
Joiners>Leavers	-6	-3	-18	-27	12

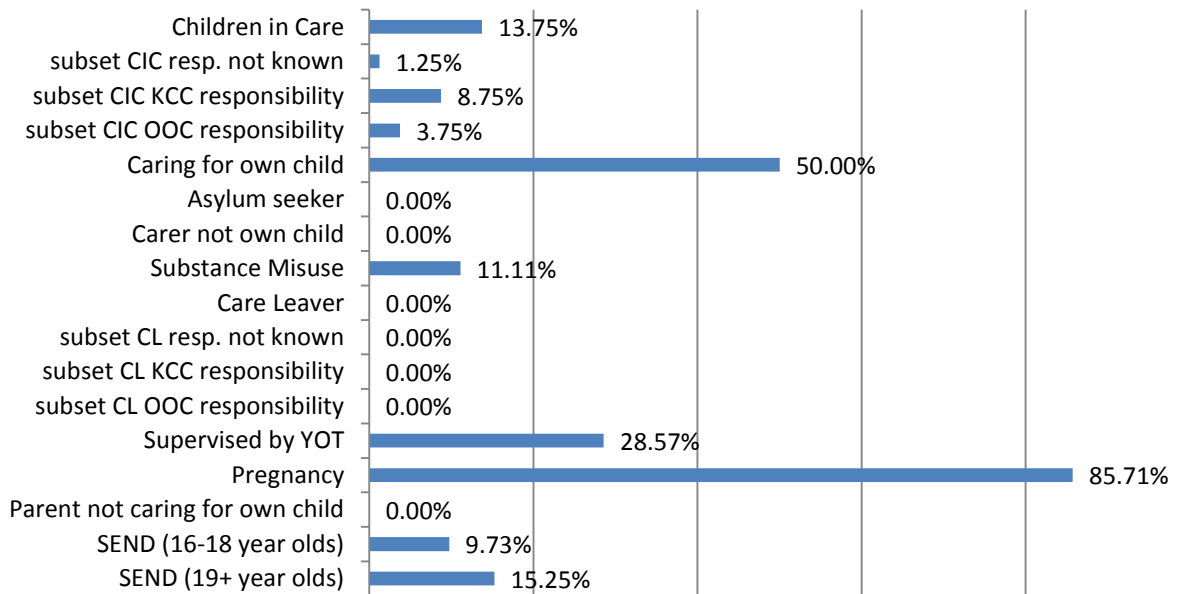
Please note that there is a change of categories as a result of change of DfE reporting requirements

16-18 Year Old NEET Labour Market Summary	No	%
Available:		
Working not for reward	4	2.53%
Not yet ready for work or learning	5	3.16%
Start Date agreed (other)	3	1.90%
Start Date agreed (RPA compliant)	4	2.53%
Seeking EET	142	89.87%
Available Total	158	100%
Unavailable:		
Young carers	0	0.00%
Teenage parents	6	20.00%
Illness	13	43.33%
Pregnancy	11	36.67%
Religious grounds	0	0.00%
Unlikely to be economically active	0	0.00%
Other reason	0	0.00%
Unavailable Total	30	100%

NEET Leavers and Joiners



% of Vulnerable Cohorts who are NEET



Education and Young People's Services Performance Management

NEET Monthly Report - Dartford

16-18 year old cohort by Vulnerable Group	Sep-15	Aug-15	Jul-15	Jun-15	May-15	Apr-15	Mar-15	Feb-15	Jan-15	Dec-14	Nov-14	Oct-14	Sep-14
Children in Care	27	31	29	28	25	24	25	26	25	28	30	28	31
subset CIC resp. not known	1	1	1										
subset CIC KCC responsibility	16	19	17										
subset CIC OOC responsibility	10	11	11										
Caring for own child	4	16	16	14	14	14	14	14	14	13	13	11	10
Asylum seeker	0	1	1	1	1	1	1	1	1	1	1	0	0
Carer not own child	1	5	5	5	5	5	5	5	5	5	5	5	5
Substance Misuse	1	2	1	1	1	1	1	1	1	1	2	2	2
Care Leaver	0	2	2	2	2	2	2	2	2	2	2	2	2
subset CL resp. not known	0	0	0										
subset CL KCC responsibility	0	2	2										
subset CL OOC responsibility	0	0	0										
Supervised by YOT	10	11	10	9	9	9	9	10	10	12	14	14	15
Pregnancy	3	7	6	6	3	3	3	3	3	3	2	3	3
Parent not caring for own child	0	1	1	1	1	1	1	1	1	1	1	0	0
SEND (16-18 year olds)	120	114	114	113	113	113	114	114	115	116	115	114	119
SEND (19+ year olds)	37	248	248	248	248	248	248	248	248	248	248	248	248
Total 16-18 cohort with at least one vulnerable group	153	175	172	170	164	163	165	166	166	167	167	163	169

16-18 year old NEET by Vulnerable Group	Sep-15	Aug-15	Jul-15	Jun-15	May-15	Apr-15	Mar-15	Feb-15	Jan-15	Dec-14	Nov-14	Oct-14	Sep-14
Children in Care	7	10	8	6	5	5	5	5	5	6	8	5	6
subset CIC resp. not known	1	1	1										
subset CIC KCC responsibility	5	7	5										
subset CIC OOC responsibility	1	2	2										
Caring for own child	4	15	15	13	13	13	13	13	13	12	12	10	9
Asylum seeker	0	1	1	1	1	1	1	1	1	1	1	0	0
Carer not own child	0	1	1	1	1	1	1	1	1	2	2	2	2
Substance Misuse	0	0	0	0	0	0	0	0	0	0	0	0	0
Care Leaver	0	0	0	0	0	0	0	0	0	0	0	0	0
subset CL resp. not known	0	0	0										
subset CL KCC responsibility	0	0	0										
subset CL OOC responsibility	0	0	0										
Supervised by YOT	4	3	4	3	3	2	2	4	4	4	3	2	2
Pregnancy	2	4	3	3	2	2	2	2	2	2	1	2	2
Parent not caring for own child	0	1	1	1	1	1	1	1	1	1	1	0	0
SEND (16-18 year olds)	7	7	6	4	5	4	5	4	4	5	4	4	6
SEND (19+ year olds)	4	42	42	41	40	40	40	40	40	40	40	40	41
Total 16-18 NEET with at least one vulnerable group	20	35	32	28	27	25	26	26	26	27	26	21	23

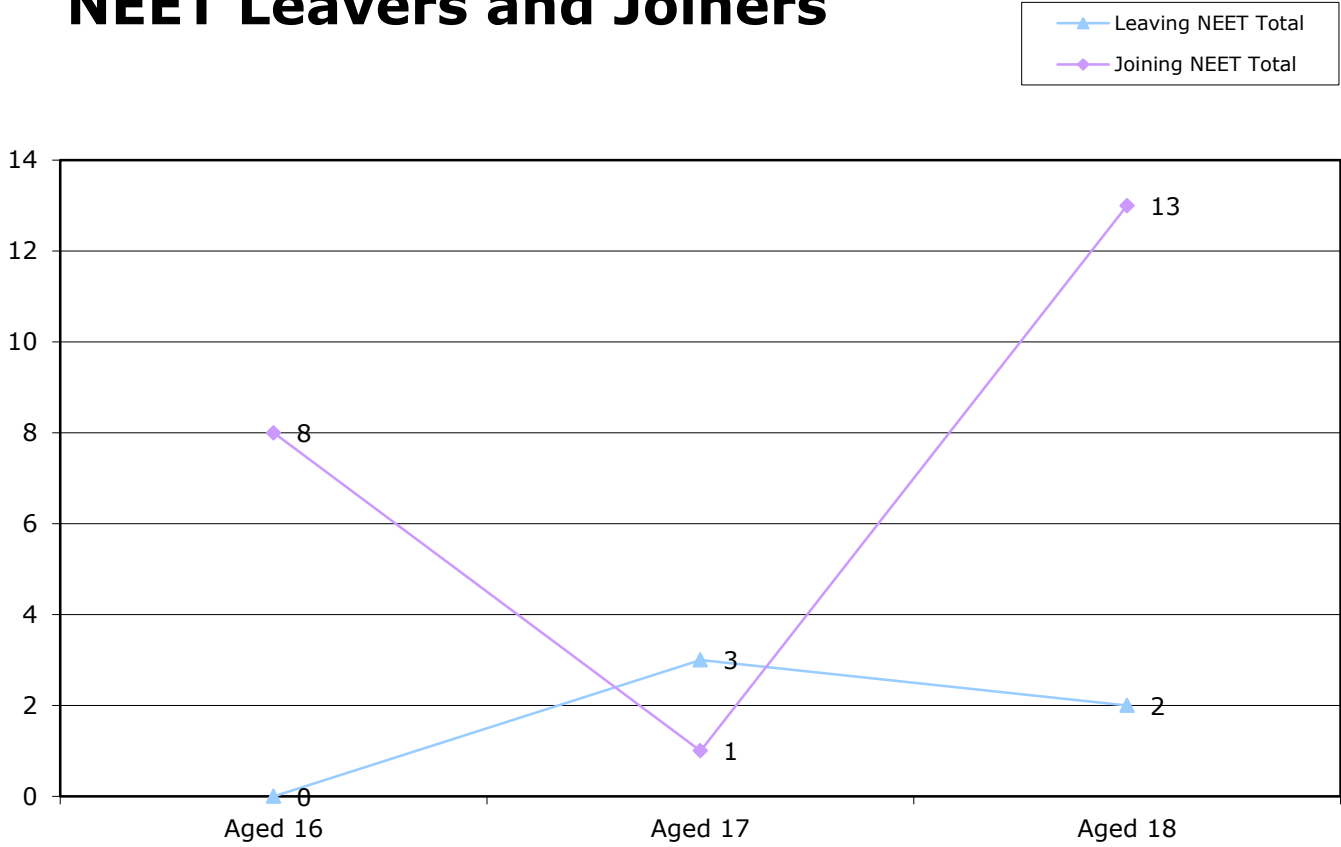
16-18 year old Not Knowns by Vulnerable Group	Sep-15	Aug-15	Jul-15	Jun-15	May-15	Apr-15	Mar-15	Feb-15	Jan-15	Dec-14	Nov-14	Oct-14	Sep-14
Children in Care	16	14	12	8	6	6	6	5	5	6	9	10	17
subset CIC resp. not known	0	0	0										
subset CIC KCC responsibility	8	7	7										
subset CIC OOC responsibility	8	7	5										
Caring for own child	0	1	1	1	1	1	1	1	1	1	1	1	0
Asylum seeker	0	0	0	0	0	0	0	0	0	0	0	0	0
Carer not own child	1	3	3	2	2	2	2	2	1	1	1	1	2
Substance Misuse	0	1	1	1	1	1	1	1	1	1	2	2	1
Care Leaver	0	2	2	2	2	2	2	2	2	2	2	2	2
subset CL resp. not known	0	0	0										
subset CL KCC responsibility	0	2	2										
subset CL OOC responsibility	0	0	0										
Supervised by YOT	4	6	3	1	1	1	1	0	0	0	3	4	8
Pregnancy	1	3	3	1	1	1	1	1	1	0	0	0	0
Parent not caring for own child	0	0	0	0	0	0	0	0	0	0	0	0	0
SEND (16-18 year olds)	68	52	48	15	14	13	12	13	16	19	22	23	68
SEND (19+ year olds)	31	201	194	185	185	185	182	182	181	173	175	175	186
Total not known with at least one vulnerable group	84	78	70	28	25	24	23	23	25	28	34	36	89

16-18 Year old NEET Leavers & Joiners	Aged 16	Aged 17	Aged 18	16-18 Total	Aged 19
Leaving NEET Total	0	3	2	5	13
Education	0	0	0	0	0
Employment	0	2	1	3	2
Government supported training	0	1	0	1	0
Re-engagement Provision	0	0	0	0	0
Transfer to another LA	0	0	0	0	0
Age reached where no active record required	0	0	0	0	11
Left England so no longer active record	0	0	0	0	0
Found to be a duplicate record	0	0	0	0	0
Deceased	0	0	0	0	0
Custodial Sentence	0	0	1	1	0
Cannot Be Contacted	0	0	0	0	0
Refused to disclose activity	0	0	0	0	0
Unknown Activity	0	0	0	0	0
Other Reason	0	0	0	0	0
Joining NEET Total	8	1	13	22	4
Education	7	0	3	10	1
Employment	0	0	1	1	0
Training	0	0	0	0	0
Re-engagement Provision	0	0	0	0	0
From other area	0	0	0	0	0
Other (inc custodial sentence)	1	1	9	11	3
Joiners>Leavers	-8	2	-11	-17	9

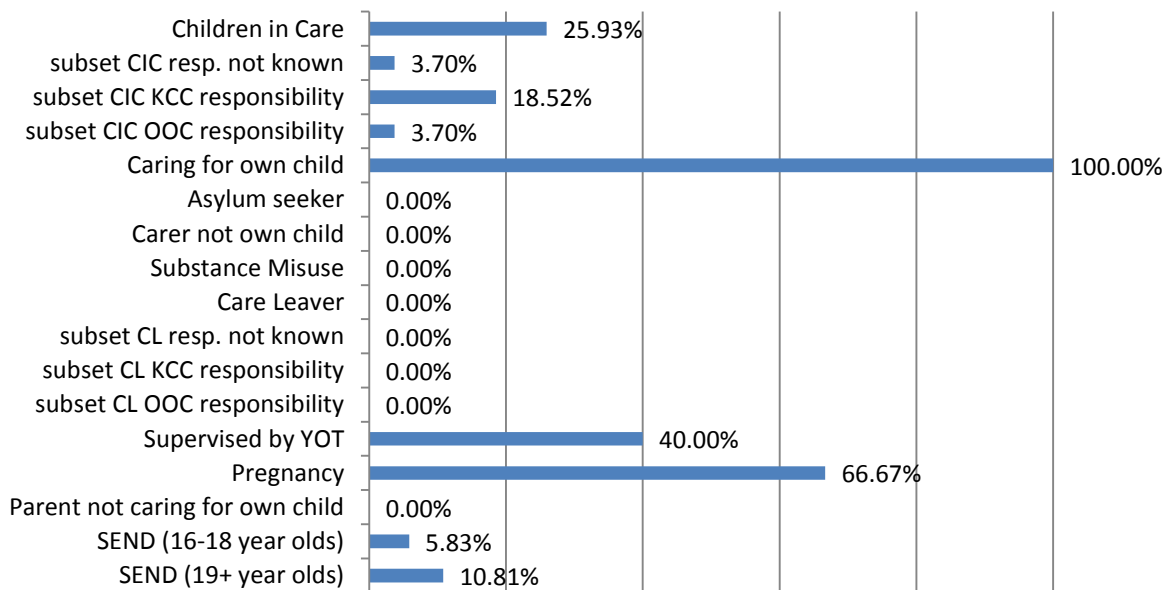
Please note that there is a change of categories as a result of change of DfE reporting requirements

16-18 Year Old NEET Labour Market Summary	No	%
Available:		
Working not for reward	1	0.94%
Not yet ready for work or learning	3	2.83%
Start Date agreed (other)	4	3.77%
Start Date agreed (RPA compliant)	4	3.77%
Seeking EET	94	88.68%
Available Total	106	100%
Unavailable:		
Young carers	0	0.00%
Teenage parents	3	25.00%
Illness	7	58.33%
Pregnancy	2	16.67%
Religious grounds	0	0.00%
Unlikely to be economically active	0	0.00%
Other reason	0	0.00%
Unavailable Total	12	100%

NEET Leavers and Joiners



% of Vulnerable Cohorts who are NEET



Education and Young People's Services Performance Management

NEET Monthly Report - Dover

16-18 year old cohort by Vulnerable Group	Sep-15	Aug-15	Jul-15	Jun-15	May-15	Apr-15	Mar-15	Feb-15	Jan-15	Dec-14	Nov-14	Oct-14	Sep-14
Children in Care	60	55	55	55	52	54	54	56	56	59	61	58	63
subset CIC resp. not known	0	0	0										
subset CIC KCC responsibility	44	40	40										
subset CIC OOC responsibility	16	15	15										
Caring for own child	16	43	42	41	41	39	36	34	34	31	29	27	27
Asylum seeker	2	4	4	4	4	4	4	4	4	4	4	4	4
Carer not own child	6	6	6	6	6	6	6	6	6	5	4	4	4
Substance Misuse	13	16	16	16	16	15	15	15	15	17	22	22	21
Care Leaver	1	10	9	9	10	10	10	10	10	10	7	7	8
subset CL resp. not known	0	0	0										
subset CL KCC responsibility	1	10	9										
subset CL OOC responsibility	0	0	0										
Supervised by YOT	30	27	28	28	29	30	31	31	30	39	41	40	36
Pregnancy	16	21	21	22	22	22	23	20	20	18	17	17	17
Parent not caring for own child	1	2	2	2	2	2	2	2	2	2	2	3	3
SEND (16-18 year olds)	193	173	175	175	177	179	179	180	180	181	185	190	199
SEND (19+ year olds)	63	341	341	341	341	341	341	341	341	340	341	341	341
Total 16-18 cohort with at least one vulnerable group	290	310	309	309	311	310	309	306	305	308	310	310	317

16-18 year old NEET by Vulnerable Group	Sep-15	Aug-15	Jul-15	Jun-15	May-15	Apr-15	Mar-15	Feb-15	Jan-15	Dec-14	Nov-14	Oct-14	Sep-14
Children in Care	8	14	12	11	10	10	11	7	9	9	9	9	10
subset CIC resp. not known	0	0	0										
subset CIC KCC responsibility	8	12	10										
subset CIC OOC responsibility	0	2	2										
Caring for own child	11	26	25	24	23	23	20	19	21	20	18	16	16
Asylum seeker	0	0	0	0	0	0	0	0	0	0	0	0	0
Carer not own child	2	2	2	2	2	2	2	2	2	1	0	0	1
Substance Misuse	1	2	2	3	3	2	2	2	3	4	4	3	2
Care Leaver	0	7	6	6	7	7	7	7	7	6	4	4	4
subset CL resp. not known	0	0	0										
subset CL KCC responsibility	0	7	6										
subset CL OOC responsibility	0	0	0										
Supervised by YOT	9	11	10	9	10	9	11	10	12	17	19	14	11
Pregnancy	12	17	16	17	17	18	19	16	15	13	12	3	13
Parent not caring for own child	1	2	1	1	1	1	1	1	1	2	1	1	1
SEND (16-18 year olds)	14	20	17	17	18	17	19	15	13	16	17	16	18
SEND (19+ year olds)	9	96	96	96	95	94	95	95	95	96	96	96	98
Total 16-18 NEET with at least one vulnerable group	47	83	75	75	76	75	75	65	67	65	62	56	57

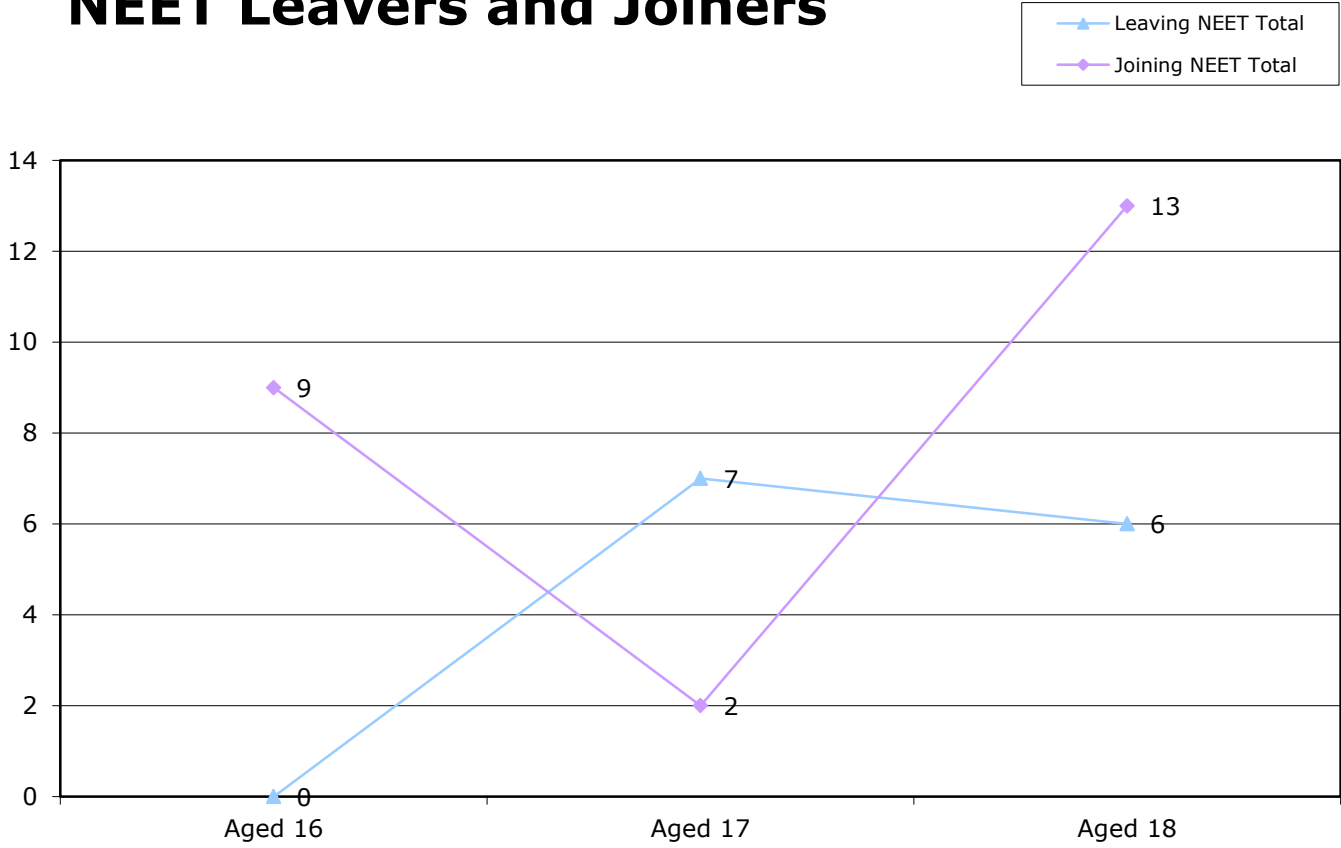
16-18 year old Not Knowns by Vulnerable Group	Sep-15	Aug-15	Jul-15	Jun-15	May-15	Apr-15	Mar-15	Feb-15	Jan-15	Dec-14	Nov-14	Oct-14	Sep-14
Children in Care	41	25	17	6	7	7	9	10	10	10	19	19	40
subset CIC resp. not known	0	0	0										
subset CIC KCC responsibility	27	16	11										
subset CIC OOC responsibility	14	9	6										
Caring for own child	4	15	12	7	7	7	6	6	6	5	5	5	10
Asylum seeker	2	4	3	3	3	3	3	3	3	3	3	3	4
Carer not own child	2	4	4	3	3	3	2	1	1	1	1	1	2
Substance Misuse	8	8	6	3	3	2	1	1	1	0	5	5	14
Care Leaver	0	3	3	2	2	2	2	2	2	1	2	2	2
subset CL resp. not known	0	0	0										
subset CL KCC responsibility	0	3	3										
subset CL OOC responsibility	0	0	0										
Supervised by YOT	15	9	7	3	0	0	0	0	0	3	8	8	16
Pregnancy	3	3	4	4	4	4	4	4	3	3	3	3	4
Parent not caring for own child	0	0	1	0	0	0	0	0	0	0	1	2	2
SEND (16-18 year olds)	130	97	92	32	32	32	30	32	38	39	46	55	136
SEND (19+ year olds)	51	234	231	220	221	218	208	208	207	206	207	215	237
Total not known with at least one vulnerable group	173	148	132	55	54	53	49	50	55	56	74	82	194

16-18 Year old NEET Leavers & Joiners	Aged 16	Aged 17	Aged 18	16-18 Total	Aged 19
Leaving NEET Total	0	7	6	13	14
Education	0	0	0	0	0
Employment	0	4	5	9	0
Government supported training	0	2	0	2	0
Re-engagement Provision	0	0	0	0	0
Transfer to another LA	0	0	0	0	0
Age reached where no active record required	0	0	0	0	14
Left England so no longer active record	0	0	0	0	0
Found to be a duplicate record	0	0	0	0	0
Deceased	0	0	0	0	0
Custodial Sentence	0	1	1	2	0
Cannot Be Contacted	0	0	0	0	0
Refused to disclose activity	0	0	0	0	0
Unknown Activity	0	0	0	0	0
Other Reason	0	0	0	0	0
Joining NEET Total	9	2	13	24	4
Education	9	0	9	18	3
Employment	0	0	1	1	0
Training	0	0	0	0	0
Re-engagement Provision	0	0	0	0	0
From other area	0	0	0	0	0
Other (inc custodial sentence)	0	2	3	5	1
Joiners>Leavers	-9	5	-7	-11	10

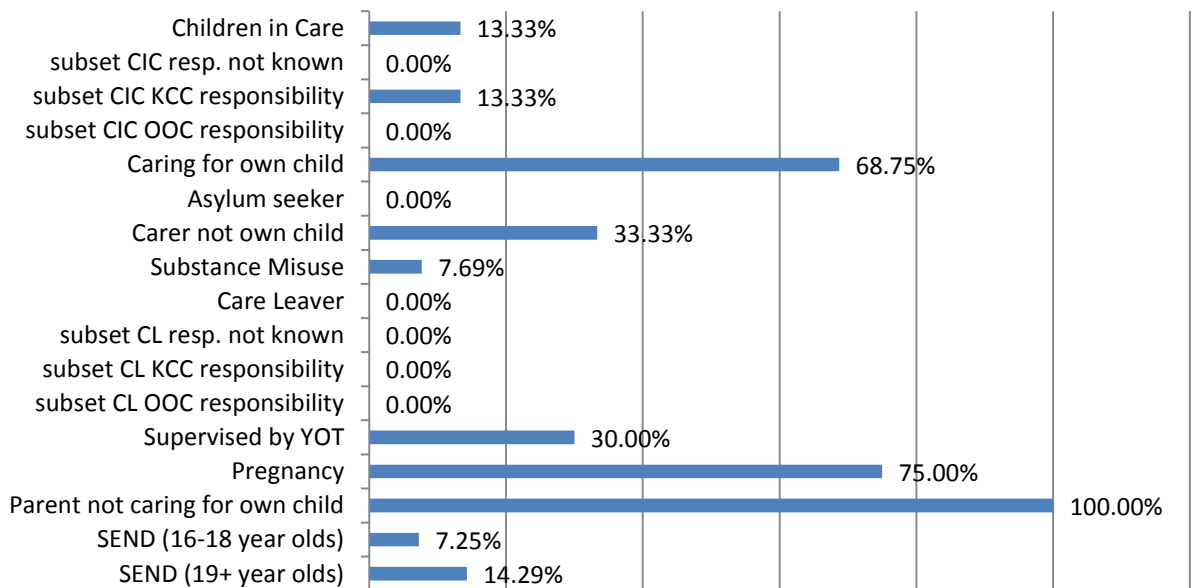
Please note that there is a change of categories as a result of change of DfE reporting requirements

16-18 Year Old NEET Labour Market Summary	No	%
Available:		
Working not for reward	3	2.63%
Not yet ready for work or learning	14	12.28%
Start Date agreed (other)	2	1.75%
Start Date agreed (RPA compliant)	3	2.63%
Seeking EET	92	80.70%
Available Total	114	100%
Unavailable:		
Young carers	2	8.33%
Teenage parents	11	45.83%
Illness	4	16.67%
Pregnancy	7	29.17%
Religious grounds	0	0.00%
Unlikely to be economically active	0	0.00%
Other reason	0	0.00%
Unavailable Total	24	100%

NEET Leavers and Joiners



% of Vulnerable Cohorts who are NEET



Education and Young People's Services Performance Management

NEET Monthly Report - Gravesham

16-18 year old cohort by Vulnerable Group	Sep-15	Aug-15	Jul-15	Jun-15	May-15	Apr-15	Mar-15	Feb-15	Jan-15	Dec-14	Nov-14	Oct-14	Sep-14
Children in Care	48	40	42	45	42	45	42	43	45	42	43	42	39
subset CIC resp. not known	1	1	1										
subset CIC KCC responsibility	34	25	27										
subset CIC OOC responsibility	13	14	14										
Caring for own child	17	27	24	22	22	20	17	17	17	15	14	14	13
Asylum seeker	3	4	4	4	4	4	4	4	4	4	5	5	5
Carer not own child	5	7	7	7	8	7	7	7	7	7	7	7	6
Substance Misuse	3	3	4	4	3	3	3	3	3	2	4	3	3
Care Leaver	1	6	6	6	6	6	6	6	6	6	6	6	6
subset CL resp. not known	0	0	0										
subset CL KCC responsibility	1	6	6										
subset CL OOC responsibility	0	0	0										
Supervised by YOT	17	20	21	24	23	22	20	19	18	18	19	13	12
Pregnancy	16	27	31	31	20	18	18	18	17	17	15	15	14
Parent not caring for own child	0	1	1	1	1	1	1	1	1	1	1	1	1
SEND (16-18 year olds)	156	153	153	155	156	156	156	156	156	153	153	154	137
SEND (19+ year olds)	43	296	297	297	297	297	297	297	296	296	296	296	296
Total 16-18 cohort with at least one vulnerable group	237	255	257	259	247	244	240	240	240	233	233	229	209

16-18 year old NEET by Vulnerable Group	Sep-15	Aug-15	Jul-15	Jun-15	May-15	Apr-15	Mar-15	Feb-15	Jan-15	Dec-14	Nov-14	Oct-14	Sep-14
Children in Care	13	15	14	14	13	16	11	11	11	11	10	8	9
subset CIC resp. not known	1	1	1										
subset CIC KCC responsibility	11	10	9										
subset CIC OOC responsibility	1	4	4										
Caring for own child	13	20	19	17	17	15	12	11	11	9	8	7	7
Asylum seeker	2	1	1	1	1	1	1	1	1	1	1	1	1
Carer not own child	1	3	3	2	2	2	2	2	2	2	2	2	1
Substance Misuse	1	2	2	2	1	0	0	0	1	0	1	0	0
Care Leaver	0	1	1	1	1	1	1	1	1	1	1	1	1
subset CL resp. not known	0	0	0										
subset CL KCC responsibility	0	1	1										
subset CL OOC responsibility	0	0	0										
Supervised by YOT	9	9	11	13	11	10	9	8	6	9	8	3	2
Pregnancy	6	16	20	20	17	15	15	15	14	14	12	12	12
Parent not caring for own child	0	1	1	1	1	1	1	1	1	1	1	1	1
SEND (16-18 year olds)	16	22	20	19	20	18	18	18	17	17	17	15	15
SEND (19+ year olds)	8	64	65	65	65	65	64	64	63	64	64	65	66
Total 16-18 NEET with at least one vulnerable group	50	76	78	76	70	64	60	57	56	55	50	43	44

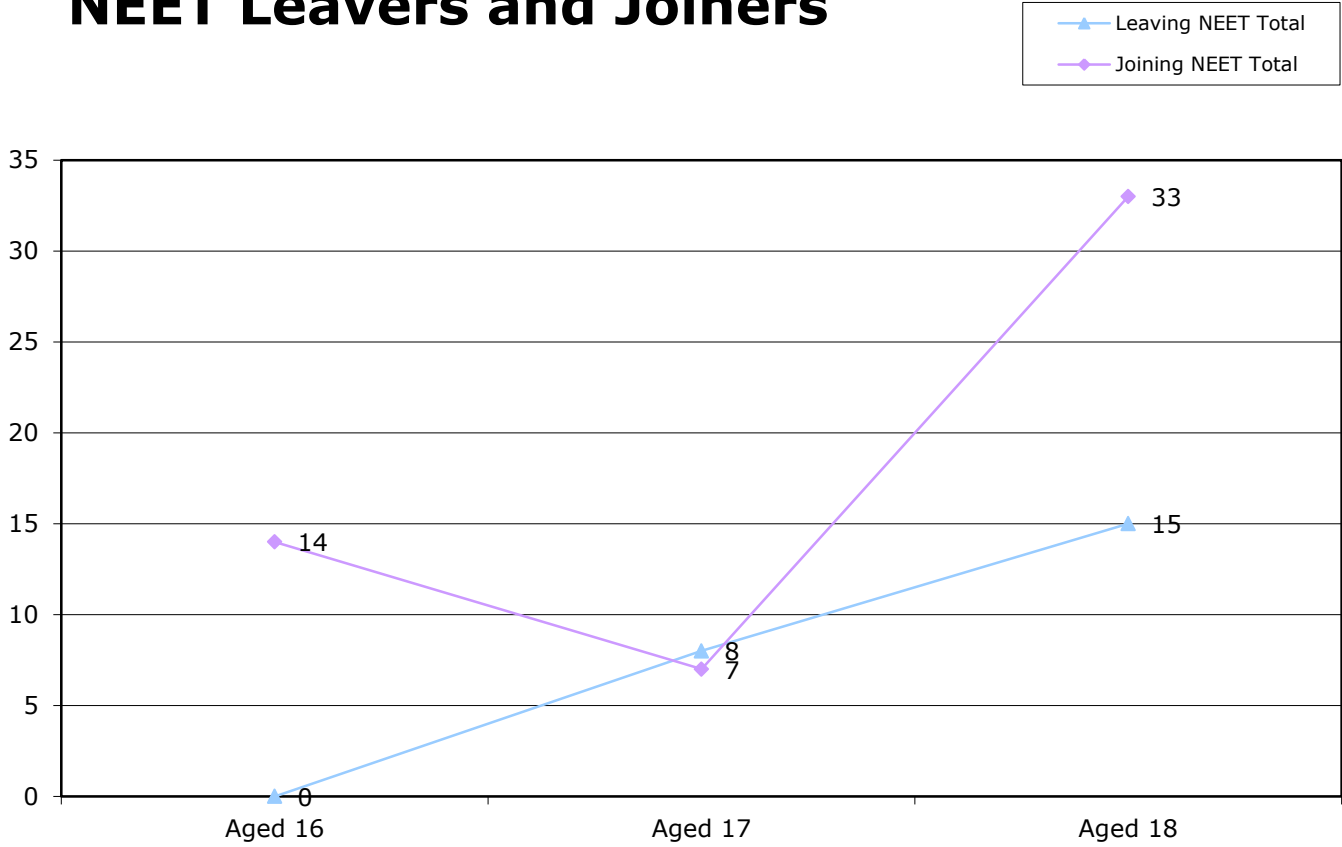
16-18 year old Not Knowns by Vulnerable Group	Sep-15	Aug-15	Jul-15	Jun-15	May-15	Apr-15	Mar-15	Feb-15	Jan-15	Dec-14	Nov-14	Oct-14	Sep-14
Children in Care	26	16	16	8	5	5	5	6	6	6	11	10	21
subset CIC resp. not known	0	0	0										
subset CIC KCC responsibility	15	8	9										
subset CIC OOC responsibility	11	8	7										
Caring for own child	2	5	5	3	3	3	3	3	3	4	4	4	4
Asylum seeker	1	3	2	1	1	1	1	2	2	2	4	4	4
Carer not own child	3	3	3	1	2	2	2	2	2	1	1	1	3
Substance Misuse	1	1	2	1	0	0	0	0	0	0	2	2	3
Care Leaver	1	5	5	3	2	2	3	3	3	2	2	2	3
subset CL resp. not known	0	0	0										
subset CL KCC responsibility	1	5	5										
subset CL OOC responsibility	0	0	0										
Supervised by YOT	4	6	8	6	3	0	1	1	0	0	2	4	4
Pregnancy	8	7	8	1	0	0	0	0	0	0	0	0	2
Parent not caring for own child	0	0	0	0	0	0	0	0	0	0	0	0	0
SEND (16-18 year olds)	77	63	63	19	18	15	16	16	18	19	20	24	60
SEND (19+ year olds)	35	221	219	213	213	209	207	206	208	204	204	209	219
Total not known with at least one vulnerable group	108	94	97	34	31	26	28	29	30	30	37	41	88

16-18 Year old NEET Leavers & Joiners	Aged 16	Aged 17	Aged 18	16-18 Total	Aged 19
Leaving NEET Total	0	8	15	23	37
Education	0	2	1	3	4
Employment	0	4	13	17	20
Government supported training	0	1	1	2	3
Re-engagement Provision	0	0	0	0	0
Transfer to another LA	0	0	0	0	0
Age reached where no active record required	0	0	0	0	10
Left England so no longer active record	0	0	0	0	0
Found to be a duplicate record	0	0	0	0	0
Deceased	0	0	0	0	0
Custodial Sentence	0	0	0	0	0
Cannot Be Contacted	0	1	0	1	0
Refused to disclose activity	0	0	0	0	0
Unknown Activity	0	0	0	0	0
Other Reason	0	0	0	0	0
Joining NEET Total	14	7	33	54	3
Education	14	1	28	43	2
Employment	0	1	0	1	1
Training	0	0	0	0	0
Re-engagement Provision	0	0	0	0	0
From other area	0	0	0	0	0
Other (inc custodial sentence)	0	5	5	10	0
Joiners>Leavers	-14	1	-18	-31	34

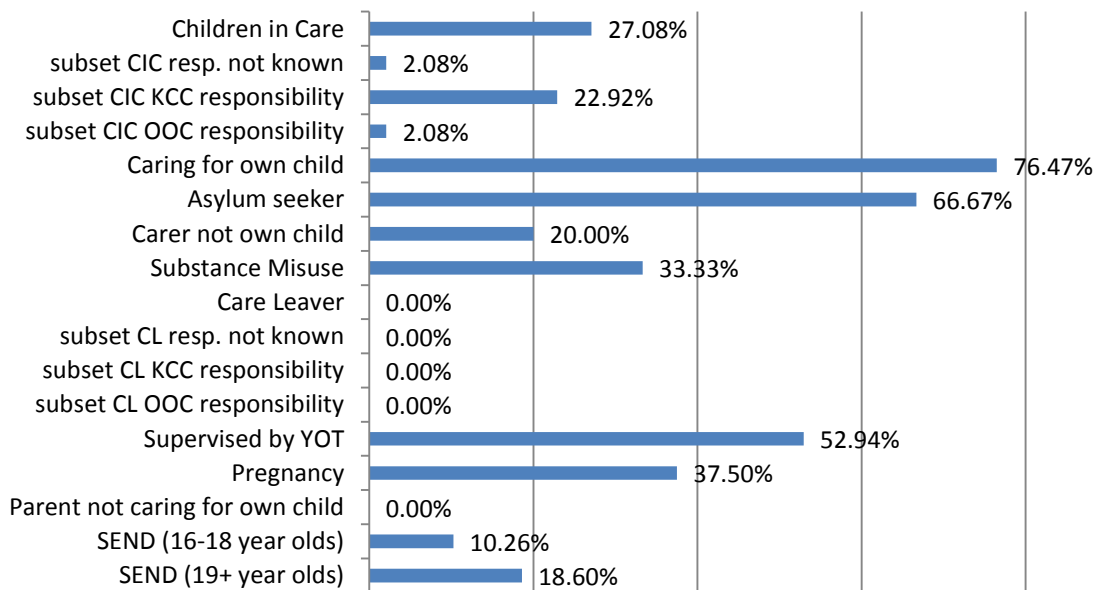
Please note that there is a change of categories as a result of change of DfE reporting requirements

16-18 Year Old NEET Labour Market Summary	No	%
Available:		
Working not for reward	1	0.61%
Not yet ready for work or learning	1	0.61%
Start Date agreed (other)	2	1.21%
Start Date agreed (RPA compliant)	5	3.03%
Seeking EET	156	94.55%
Available Total	165	100%
Unavailable:		
Young carers	1	4.35%
Teenage parents	10	43.48%
Illness	10	43.48%
Pregnancy	2	8.70%
Religious grounds	0	0.00%
Unlikely to be economically active	0	0.00%
Other reason	0	0.00%
Unavailable Total	23	100%

NEET Leavers and Joiners



% of Vulnerable Cohorts who are NEET



Education and Young People's Services Performance Management

NEET Monthly Report - Maidstone

16-18 year old cohort by Vulnerable Group	Sep-15	Aug-15	Jul-15	Jun-15	May-15	Apr-15	Mar-15	Feb-15	Jan-15	Dec-14	Nov-14	Oct-14	Sep-14
Children in Care	38	43	41	39	39	37	37	39	38	38	37	40	37
subset CIC resp. not known	0	0	0										
subset CIC KCC responsibility	31	35	33										
subset CIC OOC responsibility	7	8	8										
Caring for own child	12	35	35	35	34	33	30	30	27	26	25	26	25
Asylum seeker	2	4	4	4	4	4	4	4	4	4	3	3	3
Carer not own child	4	7	7	7	7	7	7	7	7	7	7	7	8
Substance Misuse	5	7	7	6	6	6	6	7	7	7	9	8	8
Care Leaver	2	8	8	7	7	7	7	7	7	7	7	7	7
subset CL resp. not known	0	0	0										
subset CL KCC responsibility	1	6	6										
subset CL OOC responsibility	1	2	2										
Supervised by YOT	16	14	14	14	14	14	14	14	14	16	19	19	16
Pregnancy	9	17	17	17	15	13	13	12	11	10	9	6	4
Parent not caring for own child	0	1	1	1	1	1	1	1	1	1	1	1	1
SEND (16-18 year olds)	217	208	208	208	208	207	206	206	205	206	205	205	205
SEND (19+ year olds)	72	430	436	436	436	436	436	437	436	436	436	436	436
Total 16-18 cohort with at least one vulnerable group	280	314	312	309	306	302	298	297	293	293	297	299	295

16-18 year old NEET by Vulnerable Group	Sep-15	Aug-15	Jul-15	Jun-15	May-15	Apr-15	Mar-15	Feb-15	Jan-15	Dec-14	Nov-14	Oct-14	Sep-14
Children in Care	9	10	11	9	9	8	9	9	8	6	5	6	8
subset CIC resp. not known	0	0	0										
subset CIC KCC responsibility	9	9	10										
subset CIC OOC responsibility	0	1	1										
Caring for own child	9	26	26	26	25	24	21	21	18	17	17	17	18
Asylum seeker	0	0	0	0	0	0	0	0	0	0	0	0	0
Carer not own child	2	4	4	4	4	4	4	4	5	6	5	5	6
Substance Misuse	2	0	0	0	0	0	1	1	2	1	1	1	1
Care Leaver	1	4	4	3	3	3	3	3	3	3	3	4	4
subset CL resp. not known	0	0	0										
subset CL KCC responsibility	1	4	4										
subset CL OOC responsibility	0	0	0										
Supervised by YOT	11	6	7	7	8	8	9	8	7	8	7	5	2
Pregnancy	5	14	14	14	14	13	13	12	10	9	8	5	4
Parent not caring for own child	0	0	0	0	0	0	0	0	1	1	1	1	1
SEND (16-18 year olds)	12	16	17	15	14	16	18	16	15	15	15	14	15
SEND (19+ year olds)	11	98	101	101	101	101	102	100	97	94	94	95	96
Total 16-18 NEET with at least one vulnerable group	38	69	69	66	65	65	65	61	58	56	53	50	53

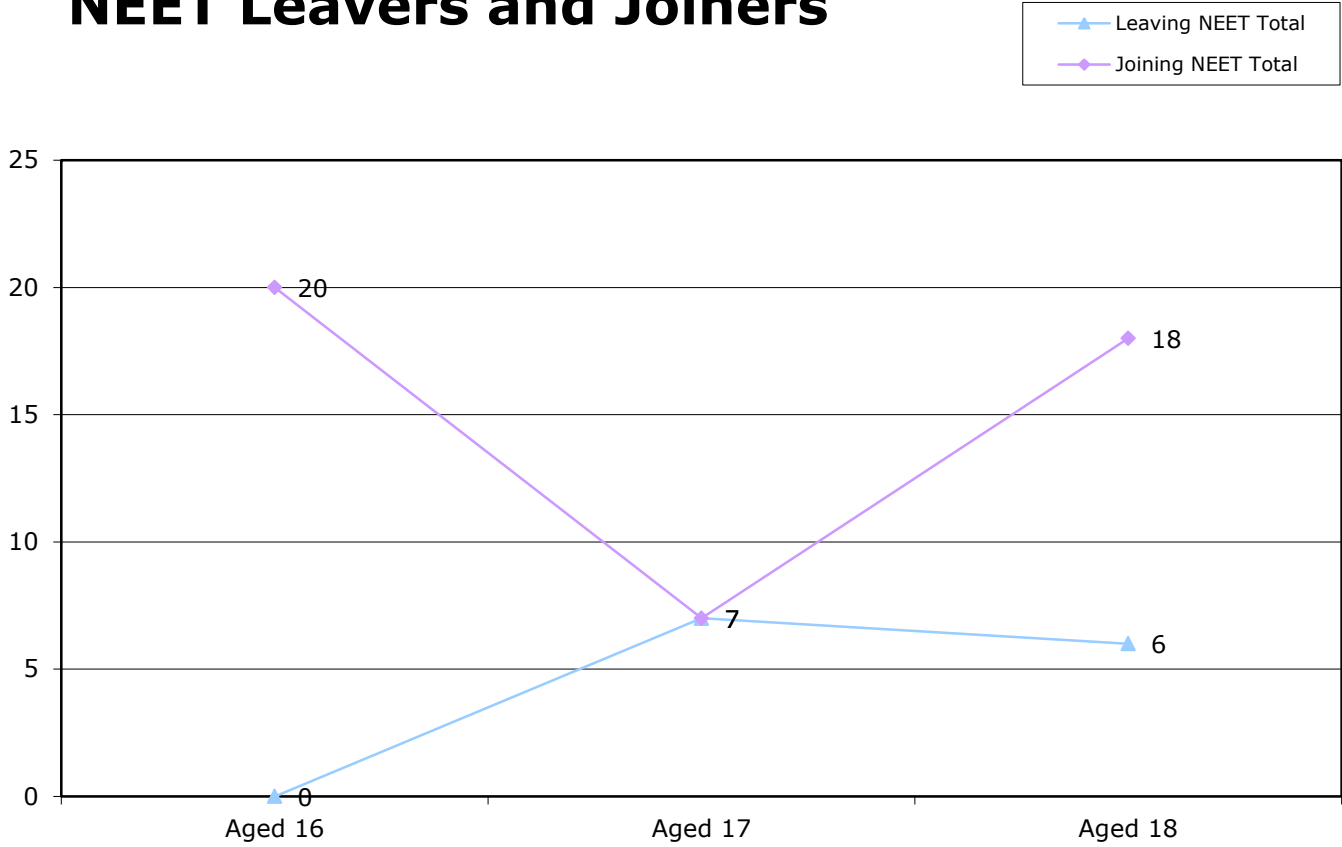
16-18 year old Not Knowns by Vulnerable Group	Sep-15	Aug-15	Jul-15	Jun-15	May-15	Apr-15	Mar-15	Feb-15	Jan-15	Dec-14	Nov-14	Oct-14	Sep-14
Children in Care	20	20	17	8	9	7	6	7	7	5	9	10	22
subset CIC resp. not known	0	0	0										
subset CIC KCC responsibility	15	15	12										
subset CIC OOC responsibility	5	5	5										
Caring for own child	2	6	5	4	3	4	3	3	2	3	3	4	5
Asylum seeker	2	3	3	1	1	1	1	1	1	1	2	2	3
Carer not own child	2	2	2	0	0	0	0	0	0	0	0	0	1
Substance Misuse	2	4	4	3	3	3	3	3	3	1	2	3	4
Care Leaver	0	2	1	1	1	1	1	1	1	0	0	1	1
subset CL resp. not known	0	0	0										
subset CL KCC responsibility	0	1	0										
subset CL OOC responsibility	0	1	1										
Supervised by YOT	4	4	4	3	3	1	1	0	0	0	4	8	7
Pregnancy	1	0	0	0	0	0	0	0	1	0	0	0	0
Parent not caring for own child	0	0	0	0	0	0	0	0	0	0	0	0	0
SEND (16-18 year olds)	127	104	101	44	41	37	34	36	39	39	40	41	115
SEND (19+ year olds)	57	323	321	292	291	281	269	272	273	279	274	282	325
Total not known with at least one vulnerable group	151	137	129	60	56	50	46	47	50	46	55	65	148

16-18 Year old NEET Leavers & Joiners	Aged 16	Aged 17	Aged 18	16-18 Total	Aged 19
Leaving NEET Total	0	7	6	13	28
Education	0	1	0	1	0
Employment	0	3	2	5	2
Government supported training	0	2	3	5	0
Re-engagement Provision	0	0	0	0	0
Transfer to another LA	0	0	0	0	0
Age reached where no active record required	0	0	0	0	26
Left England so no longer active record	0	0	0	0	0
Found to be a duplicate record	0	0	0	0	0
Deceased	0	0	0	0	0
Custodial Sentence	0	0	0	0	0
Cannot Be Contacted	0	0	0	0	0
Refused to disclose activity	0	0	0	0	0
Unknown Activity	0	0	0	0	0
Other Reason	0	1	1	2	0
Joining NEET Total	20	7	18	45	2
Education	20	0	10	30	2
Employment	0	1	2	3	0
Training	0	2	0	2	0
Re-engagement Provision	0	0	0	0	0
From other area	0	0	0	0	0
Other (inc custodial sentence)	0	4	6	10	0
Joiners>Leavers	-20	0	-12	-32	26

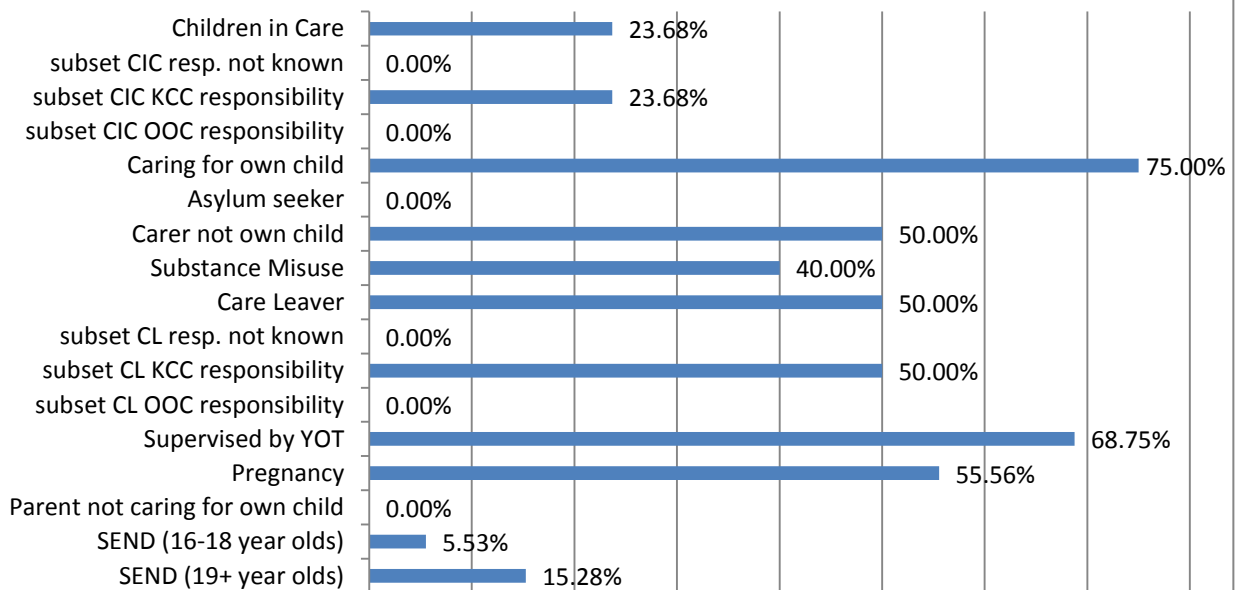
Please note that there is a change of categories as a result of change of DfE reporting requirements

16-18 Year Old NEET Labour Market Summary	No	%
Available:		
Working not for reward	0	0.00%
Not yet ready for work or learning	9	5.77%
Start Date agreed (other)	4	2.56%
Start Date agreed (RPA compliant)	8	5.13%
Seeking EET	135	86.54%
Available Total	156	100%
Unavailable:		
Young carers	0	0.00%
Teenage parents	8	42.11%
Illness	7	36.84%
Pregnancy	4	21.05%
Religious grounds	0	0.00%
Unlikely to be economically active	0	0.00%
Other reason	0	0.00%
Unavailable Total	19	100%

NEET Leavers and Joiners



% of Vulnerable Cohorts who are NEET



Education and Young People's Services Performance Management

NEET Monthly Report - Sevenoaks

16-18 year old cohort by Vulnerable Group	Sep-15	Aug-15	Jul-15	Jun-15	May-15	Apr-15	Mar-15	Feb-15	Jan-15	Dec-14	Nov-14	Oct-14	Sep-14
Children in Care	23	16	17	17	14	14	14	14	14	15	14	16	18
subset CIC resp. not known	0	0	0										
subset CIC KCC responsibility	6	4	5										
subset CIC OOC responsibility	17	12	12										
Caring for own child	5	13	13	13	12	11	11	11	11	10	10	10	10
Asylum seeker	0	0	0	0	0	0	0	0	0	0	0	0	0
Carer not own child	3	4	4	4	4	4	3	3	3	3	3	3	3
Substance Misuse	2	4	4	4	5	5	5	5	4	4	6	6	6
Care Leaver	0	0	0	0	0	0	0	0	0	0	0	0	0
subset CL resp. not known	0	0	0										
subset CL KCC responsibility	0	0	0										
subset CL OOC responsibility	0	0	0										
Supervised by YOT	14	17	18	18	18	18	18	18	18	20	22	21	22
Pregnancy	4	9	9	9	8	8	8	5	5	3	3	3	3
Parent not caring for own child	0	0	0	0	0	0	0	0	0	0	0	0	0
SEND (16-18 year olds)	135	114	115	115	115	115	115	115	115	116	120	124	136
SEND (19+ year olds)	37	230	232	232	232	232	232	232	232	232	232	232	233
Total 16-18 cohort with at least one vulnerable group	170	162	164	164	161	160	159	156	155	155	162	166	180

16-18 year old NEET by Vulnerable Group	Sep-15	Aug-15	Jul-15	Jun-15	May-15	Apr-15	Mar-15	Feb-15	Jan-15	Dec-14	Nov-14	Oct-14	Sep-14
Children in Care	1	1	1	1	1	1	1	1	1	1	1	1	1
subset CIC resp. not known	0	0	0										
subset CIC KCC responsibility	1	0	0										
subset CIC OOC responsibility	0	1	1										
Caring for own child	2	8	8	8	7	7	7	7	7	6	6	6	7
Asylum seeker	0	0	0	0	0	0	0	0	0	0	0	0	0
Carer not own child	0	1	1	1	1	1	0	0	0	1	1	1	1
Substance Misuse	1	1	1	1	2	2	1	1	1	1	3	3	3
Care Leaver	0	0	0	0	0	0	0	0	0	0	0	0	0
subset CL resp. not known	0	0	0										
subset CL KCC responsibility	0	0	0										
subset CL OOC responsibility	0	0	0										
Supervised by YOT	4	3	3	3	2	2	2	2	2	3	1	1	1
Pregnancy	4	7	7	7	6	6	6	3	3	2	2	2	3
Parent not caring for own child	0	0	0	0	0	0	0	0	0	0	0	0	0
SEND (16-18 year olds)	4	4	4	4	4	4	4	3	3	3	3	3	4
SEND (19+ year olds)	2	30	32	31	32	31	31	31	32	32	32	30	32
Total 16-18 NEET with at least one vulnerable group	14	23	23	23	21	21	19	15	15	15	15	15	18

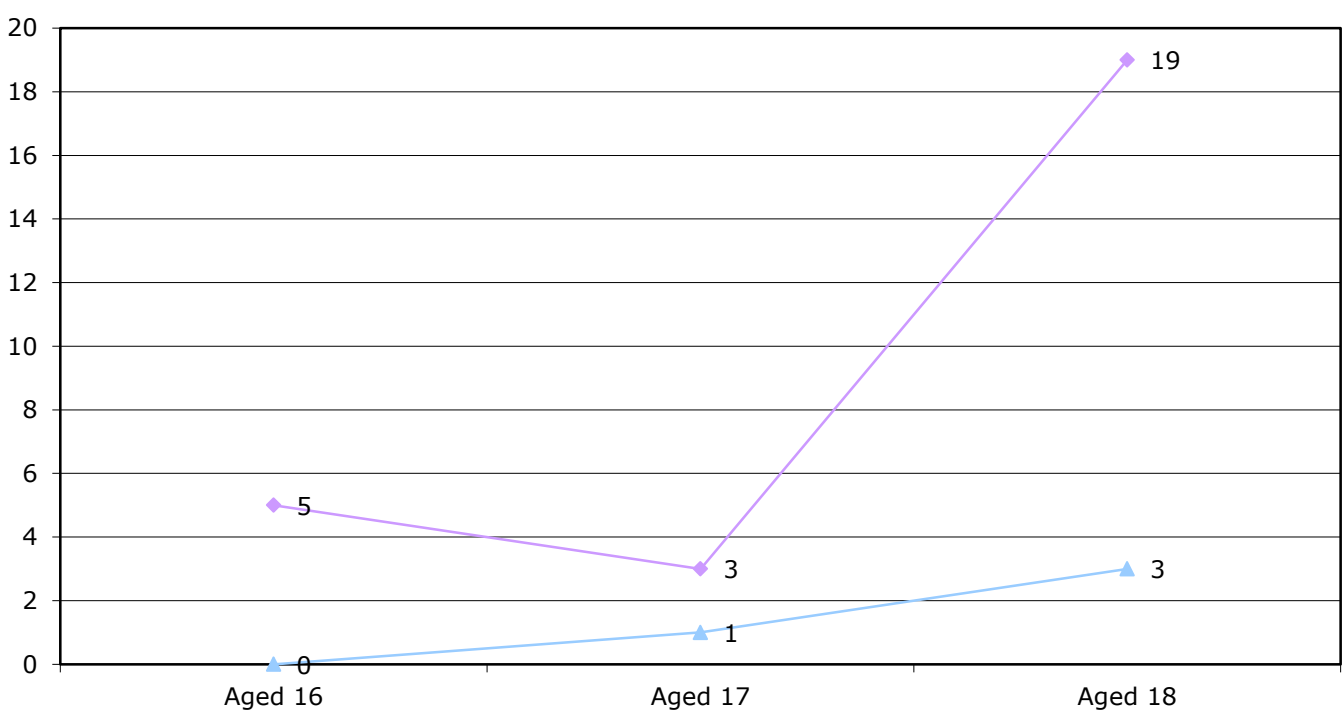
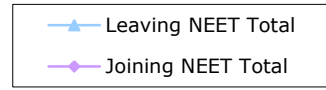
16-18 year old Not Knowns by Vulnerable Group	Sep-15	Aug-15	Jul-15	Jun-15	May-15	Apr-15	Mar-15	Feb-15	Jan-15	Dec-14	Nov-14	Oct-14	Sep-14
Children in Care	16	8	7	4	3	3	3	3	3	5	7	9	14
subset CIC resp. not known	0	0	0										
subset CIC KCC responsibility	2	1	2										
subset CIC OOC responsibility	14	7	5										
Caring for own child	1	2	2	1	0	0	0	0	0	0	2	2	2
Asylum seeker	0	0	0	0	0	0	0	0	0	0	0	0	0
Carer not own child	3	2	2	2	2	2	1	1	1	1	1	1	1
Substance Misuse	0	2	2	2	1	1	1	1	0	0	1	1	0
Care Leaver	0	0	0	0	0	0	0	0	0	0	0	0	0
subset CL resp. not known	0	0	0										
subset CL KCC responsibility	0	0	0										
subset CL OOC responsibility	0	0	0										
Supervised by YOT	8	7	4	2	1	1	2	0	0	1	8	7	9
Pregnancy	0	2	2	1	1	1	0	0	0	0	0	0	0
Parent not caring for own child	0	0	0	0	0	0	0	0	0	0	0	0	0
SEND (16-18 year olds)	77	44	41	17	12	11	10	9	9	11	25	30	83
SEND (19+ year olds)	32	190	188	187	186	183	173	173	164	165	170	173	183
Total not known with at least one vulnerable group	94	60	55	25	18	17	15	13	12	16	36	41	99

16-18 Year old NEET Leavers & Joiners	Aged 16	Aged 17	Aged 18	16-18 Total	Aged 19
Leaving NEET Total	0	1	3	4	8
Education	0	1	0	1	0
Employment	0	0	3	3	0
Government supported training	0	0	0	0	0
Re-engagement Provision	0	0	0	0	0
Transfer to another LA	0	0	0	0	0
Age reached where no active record required	0	0	0	0	8
Left England so no longer active record	0	0	0	0	0
Found to be a duplicate record	0	0	0	0	0
Deceased	0	0	0	0	0
Custodial Sentence	0	0	0	0	0
Cannot Be Contacted	0	0	0	0	0
Refused to disclose activity	0	0	0	0	0
Unknown Activity	0	0	0	0	0
Other Reason	0	0	0	0	0
Joining NEET Total	5	3	19	27	1
Education	5	0	16	21	0
Employment	0	1	0	1	0
Training	0	0	0	0	0
Re-engagement Provision	0	0	0	0	0
From other area	0	0	0	0	0
Other (inc custodial sentence)	0	2	3	5	1
Joiners>Leavers	-5	-2	-16	-23	7

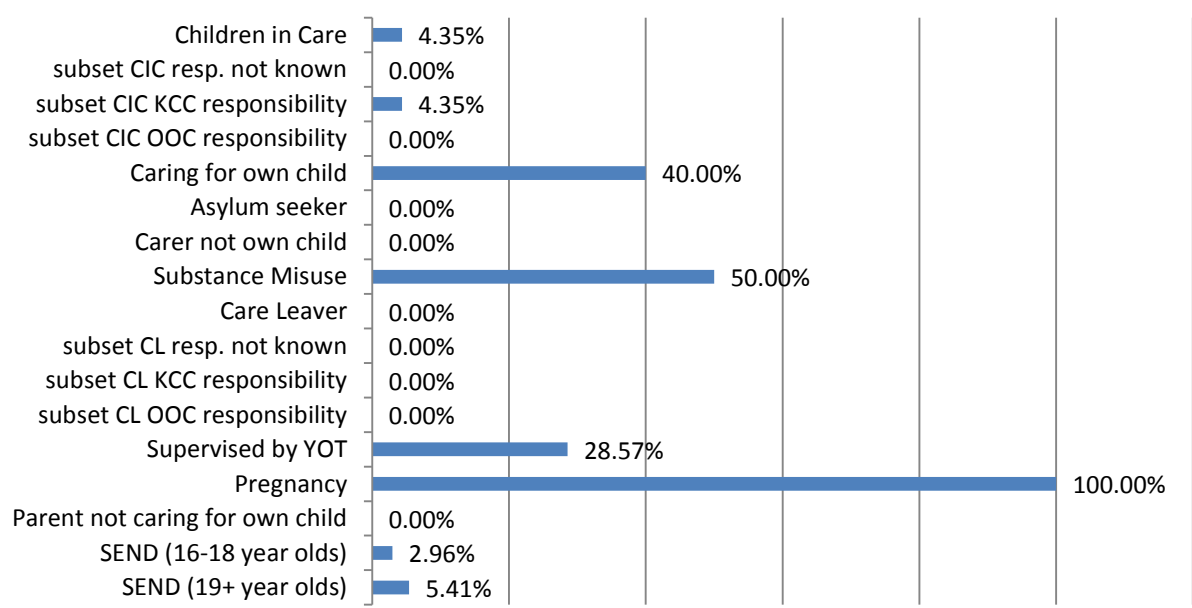
Please note that there is a change of categories as a result of change of DfE reporting requirements

16-18 Year Old NEET Labour Market Summary	No	%
Available:		
Working not for reward	2	2.13%
Not yet ready for work or learning	6	6.38%
Start Date agreed (other)	0	0.00%
Start Date agreed (RPA compliant)	1	1.06%
Seeking EET	85	90.43%
Available Total	94	100%
Unavailable:		
Young carers	0	0.00%
Teenage parents	2	20.00%
Illness	5	50.00%
Pregnancy	3	30.00%
Religious grounds	0	0.00%
Unlikely to be economically active	0	0.00%
Other reason	0	0.00%
Unavailable Total	10	100%

NEET Leavers and Joiners



% of Vulnerable Cohorts who are NEET



Education and Young People's Services Performance Management

NEET Monthly Report - Shepway

16-18 year old cohort by Vulnerable Group	Sep-15	Aug-15	Jul-15	Jun-15	May-15	Apr-15	Mar-15	Feb-15	Jan-15	Dec-14	Nov-14	Oct-14	Sep-14
Children in Care	70	60	61	62	62	59	59	61	61	62	63	65	68
subset CIC resp. not known	0	0	0										
subset CIC KCC responsibility	54	50	51										
subset CIC OOC responsibility	16	10	10										
Caring for own child	17	48	48	47	41	38	34	34	33	30	29	24	24
Asylum seeker	2	2	2	2	2	2	2	2	2	2	2	3	3
Carer not own child	1	4	4	4	4	4	4	3	3	1	1	1	1
Substance Misuse	5	9	9	9	9	9	9	9	9	9	16	16	16
Care Leaver	4	17	18	18	18	18	18	16	16	15	14	13	13
subset CL resp. not known	0	0	0										
subset CL KCC responsibility	4	17	18										
subset CL OOC responsibility	0	0	0										
Supervised by YOT	25	27	26	26	27	26	25	25	24	26	26	27	28
Pregnancy	13	23	21	21	19	17	15	15	14	15	15	13	13
Parent not caring for own child	2	4	4	4	4	4	4	4	4	4	3	3	3
SEND (16-18 year olds)	152	154	154	154	153	153	153	153	152	153	150	146	138
SEND (19+ year olds)	54	285	286	286	286	286	286	287	287	288	288	288	288
Total 16-18 cohort with at least one vulnerable group	258	307	306	305	300	292	286	285	281	278	278	269	264

16-18 year old NEET by Vulnerable Group	Sep-15	Aug-15	Jul-15	Jun-15	May-15	Apr-15	Mar-15	Feb-15	Jan-15	Dec-14	Nov-14	Oct-14	Sep-14
Children in Care	9	11	11	11	11	10	11	10	11	14	13	11	15
subset CIC resp. not known	0	0	0										
subset CIC KCC responsibility	8	10	10										
subset CIC OOC responsibility	1	1	1										
Caring for own child	12	34	34	34	28	26	22	22	19	14	13	9	11
Asylum seeker	1	1	1	1	1	1	1	1	1	2	2	1	1
Carer not own child	1	3	3	3	3	3	3	2	2	0	0	0	0
Substance Misuse	0	1	1	1	1	1	1	1	1	1	4	4	4
Care Leaver	1	7	7	7	7	6	6	6	6	5	5	6	8
subset CL resp. not known	0	0	0										
subset CL KCC responsibility	1	7	7										
subset CL OOC responsibility	0	0	0										
Supervised by YOT	6	9	8	8	9	7	6	5	5	5	5	5	7
Pregnancy	7	15	13	13	14	13	11	11	11	9	8	10	10
Parent not caring for own child	0	1	1	1	1	1	1	1	1	1	0	1	2
SEND (16-18 year olds)	13	18	16	15	14	15	17	15	15	14	13	11	15
SEND (19+ year olds)	12	77	77	77	77	76	77	75	75	72	72	75	75
Total 16-18 NEET with at least one vulnerable group	44	88	83	82	79	74	70	66	63	55	50	47	57

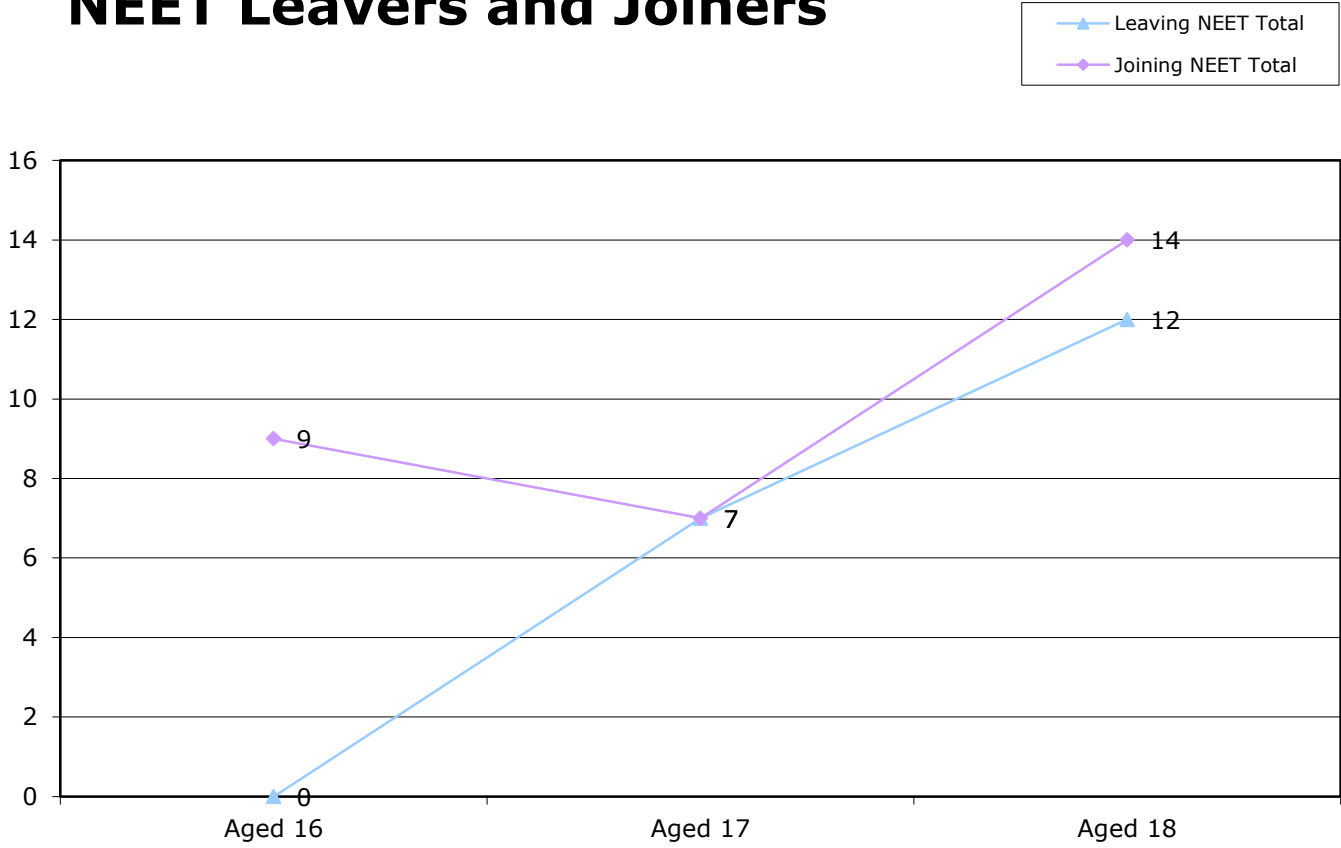
16-18 year old Not Knowns by Vulnerable Group	Sep-15	Aug-15	Jul-15	Jun-15	May-15	Apr-15	Mar-15	Feb-15	Jan-15	Dec-14	Nov-14	Oct-14	Sep-14
Children in Care	34	27	21	10	10	6	5	4	4	3	6	14	26
subset CIC resp. not known	0	0	0										
subset CIC KCC responsibility	26	23	17										
subset CIC OOC responsibility	8	4	4										
Caring for own child	3	9	9	6	6	7	6	6	7	7	8	8	10
Asylum seeker	0	0	0	0	0	0	0	0	0	0	0	2	1
Carer not own child	0	1	1	1	1	0	0	0	0	0	0	0	1
Substance Misuse	3	4	5	3	2	2	1	1	2	1	5	5	8
Care Leaver	2	7	7	4	4	3	3	2	3	3	3	3	3
subset CL resp. not known	0	0	0										
subset CL KCC responsibility	2	7	7										
subset CL OOC responsibility	0	0	0										
Supervised by YOT	12	12	12	6	6	4	1	0	0	1	5	5	10
Pregnancy	4	4	3	2	1	1	1	1	1	3	2	1	1
Parent not caring for own child	2	3	3	2	2	2	1	0	0	0	0	0	1
SEND (16-18 year olds)	76	74	72	30	27	24	19	17	18	21	24	28	67
SEND (19+ year olds)	38	198	195	184	184	178	165	161	159	166	164	170	195
Total not known with at least one vulnerable group	122	125	116	54	49	42	31	27	31	35	46	54	114

16-18 Year old NEET Leavers & Joiners	Aged 16	Aged 17	Aged 18	16-18 Total	Aged 19
Leaving NEET Total	0	7	12	19	9
Education	0	5	1	6	0
Employment	0	0	8	8	1
Government supported training	0	2	1	3	0
Re-engagement Provision	0	0	0	0	0
Transfer to another LA	0	0	0	0	0
Age reached where no active record required	0	0	0	0	8
Left England so no longer active record	0	0	1	1	0
Found to be a duplicate record	0	0	0	0	0
Deceased	0	0	0	0	0
Custodial Sentence	0	0	1	1	0
Cannot Be Contacted	0	0	0	0	0
Refused to disclose activity	0	0	0	0	0
Unknown Activity	0	0	0	0	0
Other Reason	0	0	0	0	0
Joining NEET Total	9	7	14	30	4
Education	9	2	4	15	3
Employment	0	1	2	3	0
Training	0	0	0	0	0
Re-engagement Provision	0	0	0	0	0
From other area	0	0	0	0	0
Other (inc custodial sentence)	0	4	8	12	1
Joiners>Leavers	-9	0	-2	-11	5

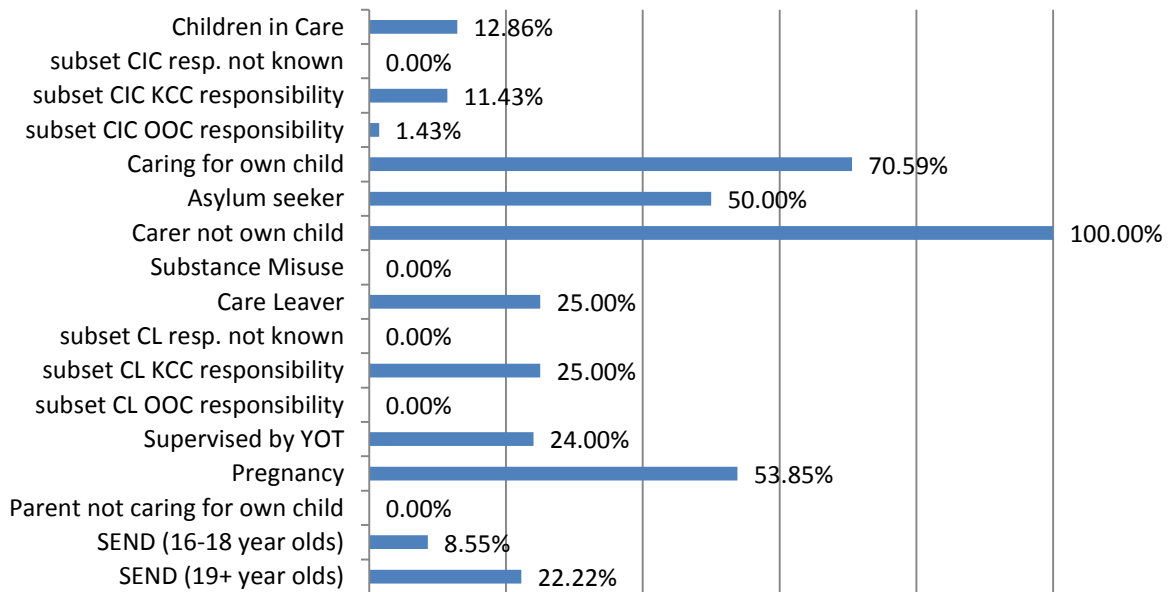
Please note that there is a change of categories as a result of change of DfE reporting requirements

16-18 Year Old NEET Labour Market Summary	No	%
Available:		
Working not for reward	2	1.54%
Not yet ready for work or learning	8	6.15%
Start Date agreed (other)	1	0.77%
Start Date agreed (RPA compliant)	8	6.15%
Seeking EET	111	85.38%
Available Total	130	100%
Unavailable:		
Young carers	1	5.00%
Teenage parents	8	40.00%
Illness	7	35.00%
Pregnancy	4	20.00%
Religious grounds	0	0.00%
Unlikely to be economically active	0	0.00%
Other reason	0	0.00%
Unavailable Total	20	100%

NEET Leavers and Joiners



% of Vulnerable Cohorts who are NEET



Education and Young People's Services Performance Management

NEET Monthly Report - Swale

16-18 year old cohort by Vulnerable Group	Sep-15	Aug-15	Jul-15	Jun-15	May-15	Apr-15	Mar-15	Feb-15	Jan-15	Dec-14	Nov-14	Oct-14	Sep-14
Children in Care	98	91	94	97	93	94	94	94	94	95	97	90	88
subset CIC resp. not known	0	0	1										
subset CIC KCC responsibility	41	46	47										
subset CIC OOC responsibility	57	45	46										
Caring for own child	23	45	44	44	43	38	37	37	36	31	31	31	29
Asylum seeker	2	5	5	5	5	5	5	5	6	6	6	6	6
Carer not own child	7	12	12	12	12	12	10	10	9	7	7	8	7
Substance Misuse	2	3	3	3	3	3	3	3	3	3	6	6	6
Care Leaver	3	8	8	8	8	7	7	7	7	7	8	8	8
subset CL resp. not known	1	0	0										
subset CL KCC responsibility	0	6	6										
subset CL OOC responsibility	2	2	2										
Supervised by YOT	20	20	20	20	18	18	18	18	18	22	23	22	18
Pregnancy	23	37	38	37	34	30	26	23	20	20	17	15	17
Parent not caring for own child	1	2	2	2	2	2	2	2	2	1	1	1	1
SEND (16-18 year olds)	243	227	228	227	227	227	228	228	226	225	227	228	215
SEND (19+ year olds)	69	427	430	430	430	430	430	430	430	430	430	431	431
Total 16-18 cohort with at least one vulnerable group	364	401	403	404	396	387	382	378	372	364	366	362	344

16-18 year old NEET by Vulnerable Group	Sep-15	Aug-15	Jul-15	Jun-15	May-15	Apr-15	Mar-15	Feb-15	Jan-15	Dec-14	Nov-14	Oct-14	Sep-14
Children in Care	8	12	14	12	12	13	12	12	10	10	8	7	10
subset CIC resp. not known	0	0	1										
subset CIC KCC responsibility	5	7	8										
subset CIC OOC responsibility	3	5	5										
Caring for own child	19	39	39	39	38	33	34	34	33	28	27	27	26
Asylum seeker	0	0	0	0	0	0	0	0	0	0	0	0	1
Carer not own child	2	6	6	7	7	6	5	5	4	2	2	2	2
Substance Misuse	0	0	0	0	0	0	0	0	0	0	1	1	1
Care Leaver	2	1	1	1	1	1	1	1	1	1	1	1	2
subset CL resp. not known	1	0	0										
subset CL KCC responsibility	0	0	0										
subset CL OOC responsibility	1	1	1										
Supervised by YOT	5	6	6	4	4	3	3	5	5	6	4	3	1
Pregnancy	13	26	27	26	25	20	18	15	14	13	11	9	11
Parent not caring for own child	1	1	1	1	0	0	0	1	1	0	0	0	0
SEND (16-18 year olds)	26	35	36	30	31	33	30	27	26	25	20	26	25
SEND (19+ year olds)	11	115	118	117	113	112	112	111	112	112	106	109	112
Total 16-18 NEET with at least one vulnerable group	66	116	118	111	110	101	96	92	86	75	64	68	72

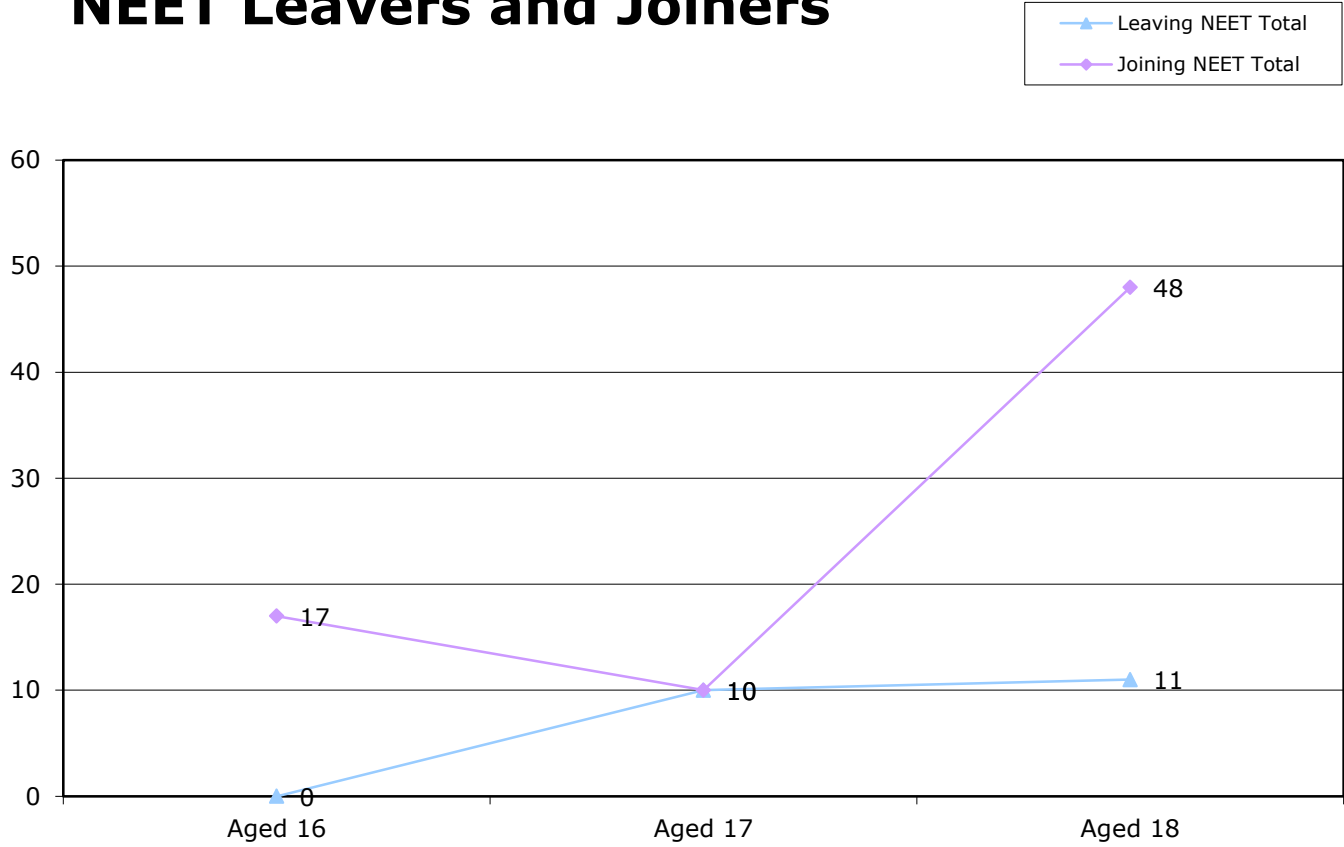
16-18 year old Not Knowns by Vulnerable Group	Sep-15	Aug-15	Jul-15	Jun-15	May-15	Apr-15	Mar-15	Feb-15	Jan-15	Dec-14	Nov-14	Oct-14	Sep-14
Children in Care	73	51	41	16	17	14	10	11	10	13	28	30	55
subset CIC resp. not known	0	0	0										
subset CIC KCC responsibility	27	25	20										
subset CIC OOC responsibility	46	26	21										
Caring for own child	2	4	4	3	3	2	2	2	1	1	1	1	1
Asylum seeker	1	4	3	0	0	0	0	0	0	0	0	0	3
Carer not own child	3	5	5	1	1	1	1	1	1	1	1	1	5
Substance Misuse	1	2	2	1	1	1	1	1	0	0	2	1	4
Care Leaver	1	6	6	3	2	2	2	2	2	1	3	3	3
subset CL resp. not known	0	0	0										
subset CL KCC responsibility	0	5	5										
subset CL OOC responsibility	1	1	1										
Supervised by YOT	12	11	9	5	3	3	1	1	0	0	10	9	12
Pregnancy	9	10	8	6	6	6	3	3	3	2	2	2	5
Parent not caring for own child	0	1	1	0	1	0	0	0	0	0	0	0	1
SEND (16-18 year olds)	139	116	107	33	32	32	28	29	29	35	43	45	116
SEND (19+ year olds)	54	301	297	262	262	262	256	257	255	253	245	246	293
Total not known with at least one vulnerable group	202	184	163	59	56	52	41	42	40	46	73	77	178

16-18 Year old NEET Leavers & Joiners	Aged 16	Aged 17	Aged 18	16-18 Total	Aged 19
Leaving NEET Total	0	10	11	21	24
Education	0	2	0	2	0
Employment	0	4	6	10	2
Government supported training	0	2	5	7	0
Re-engagement Provision	0	0	0	0	0
Transfer to another LA	0	0	0	0	0
Age reached where no active record required	0	0	0	0	22
Left England so no longer active record	0	0	0	0	0
Found to be a duplicate record	0	0	0	0	0
Deceased	0	0	0	0	0
Custodial Sentence	0	1	0	1	0
Cannot Be Contacted	0	1	0	1	0
Refused to disclose activity	0	0	0	0	0
Unknown Activity	0	0	0	0	0
Other Reason	0	0	0	0	0
Joining NEET Total	17	10	48	75	7
Education	16	3	34	53	7
Employment	0	0	4	4	0
Training	0	0	0	0	0
Re-engagement Provision	0	0	0	0	0
From other area	0	0	0	0	0
Other (inc custodial sentence)	1	7	10	18	0
Joiners>Leavers	-17	0	-37	-54	17

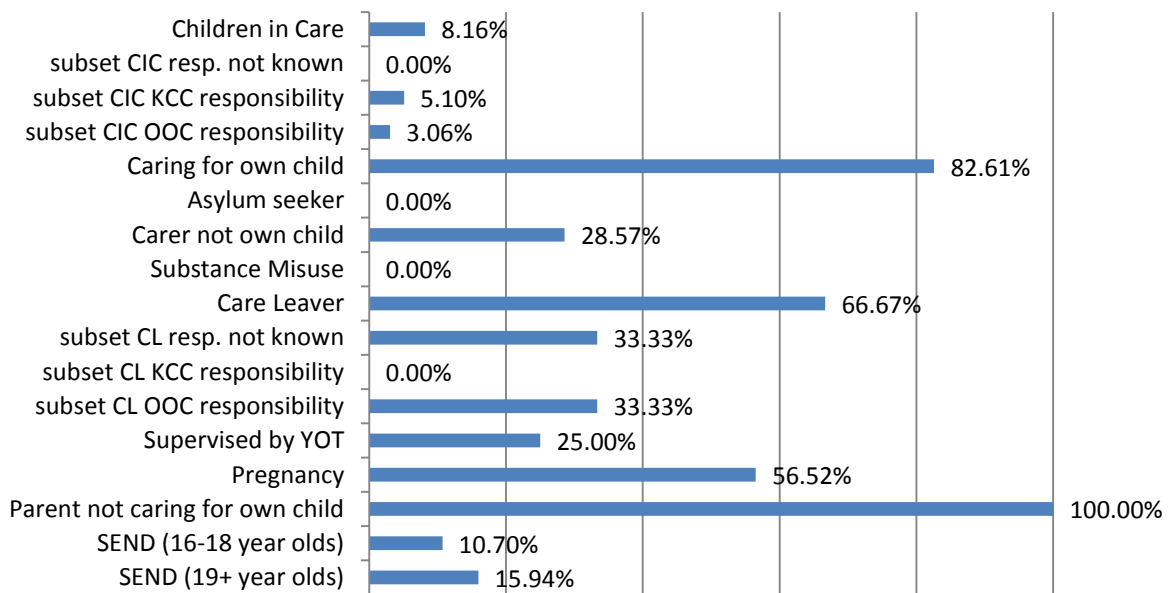
Please note that there is a change of categories as a result of change of DfE reporting requirements

16-18 Year Old NEET Labour Market Summary	No	%
Available:		
Working not for reward	3	1.43%
Not yet ready for work or learning	4	1.90%
Start Date agreed (other)	2	0.95%
Start Date agreed (RPA compliant)	8	3.81%
Seeking EET	193	91.90%
Available Total	210	100%
Unavailable:		
Young carers	1	2.50%
Teenage parents	17	42.50%
Illness	13	32.50%
Pregnancy	9	22.50%
Religious grounds	0	0.00%
Unlikely to be economically active	0	0.00%
Other reason	0	0.00%
Unavailable Total	40	100%

NEET Leavers and Joiners



% of Vulnerable Cohorts who are NEET



Education and Young People's Services Performance Management

NEET Monthly Report - Thanet

16-18 year old cohort by Vulnerable Group	Sep-15	Aug-15	Jul-15	Jun-15	May-15	Apr-15	Mar-15	Feb-15	Jan-15	Dec-14	Nov-14	Oct-14	Sep-14
Children in Care	144	157	157	158	154	154	155	154	153	154	156	150	144
subset CIC resp. not known	0	0	0										
subset CIC KCC responsibility	99	105	105										
subset CIC OOC responsibility	45	52	52										
Caring for own child	39	69	69	66	65	66	66	67	66	63	60	56	55
Asylum seeker	5	5	5	5	5	5	5	5	5	5	5	5	5
Carer not own child	10	13	12	12	12	12	11	10	10	10	10	9	8
Substance Misuse	8	6	6	6	6	6	6	6	6	6	8	9	9
Care Leaver	3	18	18	17	17	17	17	17	16	16	16	16	15
subset CL resp. not known	0	0	0										
subset CL KCC responsibility	1	16	16										
subset CL OOC responsibility	2	2	2										
Supervised by YOT	43	42	42	42	42	43	43	43	43	44	51	51	45
Pregnancy	20	35	35	36	34	31	31	30	29	25	25	26	26
Parent not caring for own child	1	2	2	2	2	2	2	1	1	1	1	1	1
SEND (16-18 year olds)	308	276	277	277	278	279	280	281	284	286	286	282	285
SEND (19+ year olds)	66	453	461	461	461	461	461	461	461	462	461	461	461
Total 16-18 cohort with at least one vulnerable group	492	525	524	523	519	517	517	517	517	513	517	510	507

16-18 year old NEET by Vulnerable Group	Sep-15	Aug-15	Jul-15	Jun-15	May-15	Apr-15	Mar-15	Feb-15	Jan-15	Dec-14	Nov-14	Oct-14	Sep-14
Children in Care	20	22	22	24	24	23	20	20	19	18	19	15	17
subset CIC resp. not known	0	0	0										
subset CIC KCC responsibility	17	19	19										
subset CIC OOC responsibility	3	3	3										
Caring for own child	23	43	44	41	41	41	39	39	38	35	32	27	32
Asylum seeker	0	0	0	0	0	0	0	0	0	0	0	0	0
Carer not own child	4	6	5	5	5	6	5	4	3	3	2	1	2
Substance Misuse	3	2	2	1	1	1	1	1	2	2	2	1	2
Care Leaver	2	7	7	6	6	7	7	7	6	6	5	6	10
subset CL resp. not known	0	0	0										
subset CL KCC responsibility	1	6	6										
subset CL OOC responsibility	1	1	1										
Supervised by YOT	18	17	17	15	16	19	18	18	20	19	14	12	8
Pregnancy	14	24	24	25	24	21	21	20	21	16	15	14	16
Parent not caring for own child	1	2	2	2	2	2	2	1	1	1	0	1	0
SEND (16-18 year olds)	25	31	32	29	29	30	29	26	28	30	25	19	19
SEND (19+ year olds)	9	116	122	121	120	120	120	121	122	122	121	126	128
Total 16-18 NEET with at least one vulnerable group	85	130	130	125	124	123	117	114	115	107	96	83	92

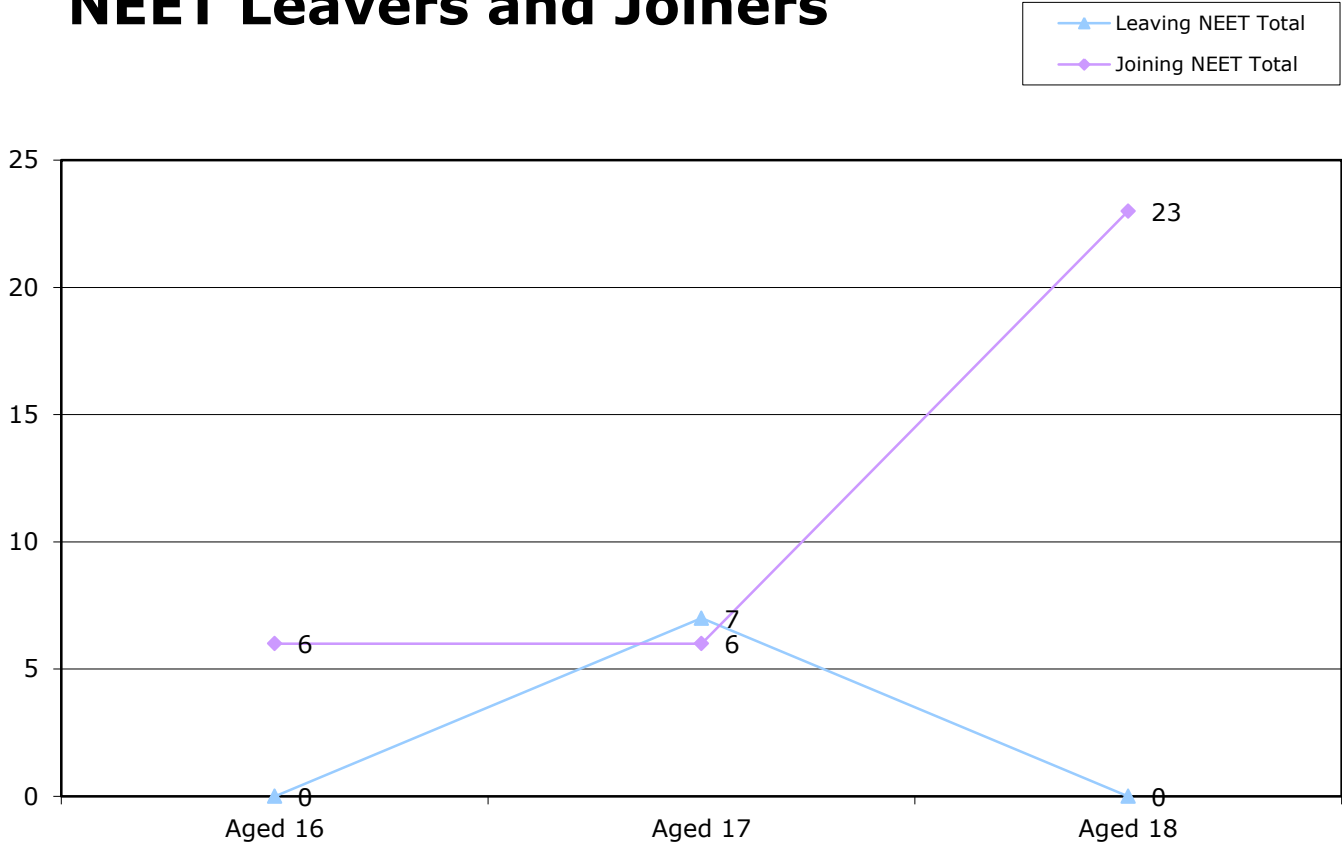
16-18 year old Not Knowns by Vulnerable Group	Sep-15	Aug-15	Jul-15	Jun-15	May-15	Apr-15	Mar-15	Feb-15	Jan-15	Dec-14	Nov-14	Oct-14	Sep-14
Children in Care	99	90	80	24	24	24	23	24	23	23	34	36	89
subset CIC resp. not known	0	0	0										
subset CIC KCC responsibility	63	55	48										
subset CIC OOC responsibility	36	35	32										
Caring for own child	13	20	19	10	9	9	9	9	7	8	10	10	17
Asylum seeker	4	4	3	2	2	2	2	2	2	2	2	4	2
Carer not own child	5	6	5	1	1	1	1	1	2	2	1	2	5
Substance Misuse	5	3	2	0	0	0	0	1	1	0	2	2	6
Care Leaver	1	9	8	3	3	3	3	2	2	2	2	1	1
subset CL resp. not known	0	0	0										
subset CL KCC responsibility	0	8	7										
subset CL OOC responsibility	1	1	1										
Supervised by YOT	21	15	11	4	4	2	3	2	0	1	15	15	24
Pregnancy	4	10	8	4	4	4	2	3	3	2	2	2	6
Parent not caring for own child	0	0	0	0	0	0	0	0	0	0	0	0	0
SEND (16-18 year olds)	223	169	158	45	46	46	46	45	46	48	60	67	193
SEND (19+ year olds)	53	330	327	306	307	303	295	295	295	292	288	293	322
Total not known with at least one vulnerable group	320	271	246	74	74	75	72	75	72	74	103	111	295

16-18 Year old NEET Leavers & Joiners	Aged 16	Aged 17	Aged 18	16-18 Total	Aged 19
Leaving NEET Total	0	7	0	7	19
Education	0	1	0	1	0
Employment	0	5	0	5	1
Government supported training	0	1	0	1	0
Re-engagement Provision	0	0	0	0	0
Transfer to another LA	0	0	0	0	0
Age reached where no active record required	0	0	0	0	18
Left England so no longer active record	0	0	0	0	0
Found to be a duplicate record	0	0	0	0	0
Deceased	0	0	0	0	0
Custodial Sentence	0	0	0	0	0
Cannot Be Contacted	0	0	0	0	0
Refused to disclose activity	0	0	0	0	0
Unknown Activity	0	0	0	0	0
Other Reason	0	0	0	0	0
Joining NEET Total	6	6	23	35	4
Education	5	0	10	15	0
Employment	0	0	2	2	0
Training	0	2	0	2	0
Re-engagement Provision	0	0	0	0	0
From other area	0	0	0	0	0
Other (inc custodial sentence)	1	4	11	16	4
Joiners>Leavers	-6	1	-23	-28	15

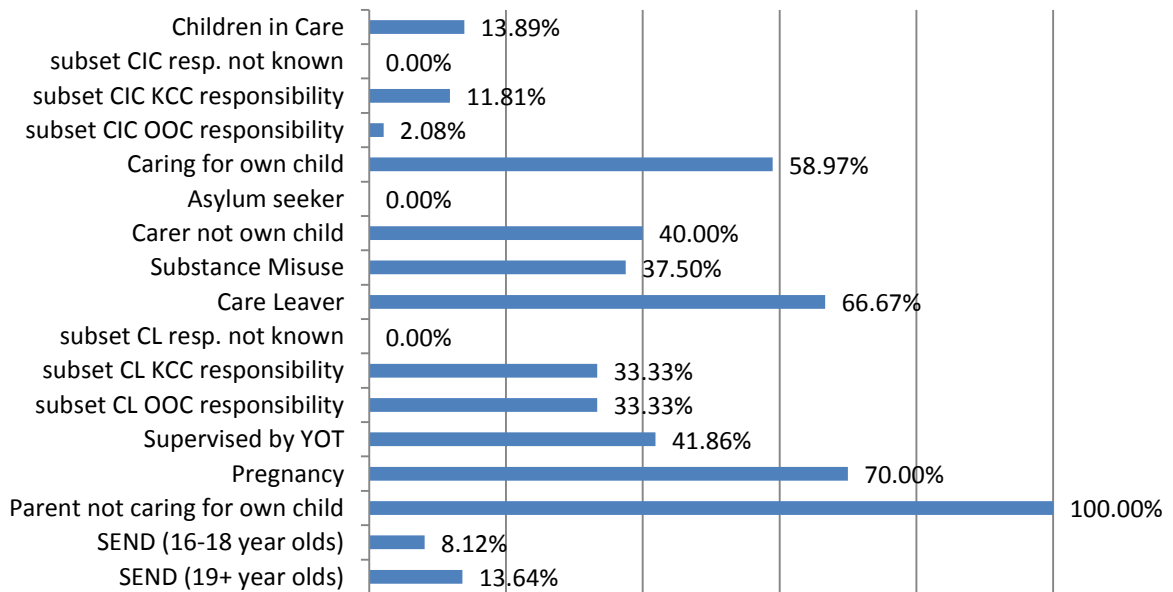
Please note that there is a change of categories as a result of change of DfE reporting requirements

16-18 Year Old NEET Labour Market Summary	No	%
Available:		
Working not for reward	1	0.53%
Not yet ready for work or learning	13	6.95%
Start Date agreed (other)	4	2.14%
Start Date agreed (RPA compliant)	8	4.28%
Seeking EET	161	86.10%
Available Total	187	100%
Unavailable:		
Young carers	2	4.17%
Teenage parents	22	45.83%
Illness	16	33.33%
Pregnancy	8	16.67%
Religious grounds	0	0.00%
Unlikely to be economically active	0	0.00%
Other reason	0	0.00%
Unavailable Total	48	100%

NEET Leavers and Joiners



% of Vulnerable Cohorts who are NEET



Education and Young People's Services Performance Management

NEET Monthly Report - Tonbridge & Malling

16-18 year old cohort by Vulnerable Group	Sep-15	Aug-15	Jul-15	Jun-15	May-15	Apr-15	Mar-15	Feb-15	Jan-15	Dec-14	Nov-14	Oct-14	Sep-14
Children in Care	37	34	34	34	32	32	32	31	31	31	27	27	27
subset CIC resp. not known	0	0	0										
subset CIC KCC responsibility	25	24	24										
subset CIC OOC responsibility	12	10	10										
Caring for own child	9	26	26	25	25	25	26	23	23	19	18	16	16
Asylum seeker	0	0	0	0	0	0	0	0	0	0	0	0	0
Carer not own child	9	11	11	11	11	11	11	10	9	9	9	9	9
Substance Misuse	3	4	4	4	4	4	4	3	3	3	7	7	7
Care Leaver	0	0	0	0	0	0	0	0	0	0	1	1	1
subset CL resp. not known	0	0	0										
subset CL KCC responsibility	0	0	0										
subset CL OOC responsibility	0	0	0										
Supervised by YOT	11	13	13	13	13	11	11	10	10	11	15	16	13
Pregnancy	5	10	10	11	11	11	11	12	13	12	12	10	10
Parent not caring for own child	1	1	1	1	1	1	1	1	1	0	0	0	0
SEND (16-18 year olds)	164	138	138	138	139	139	139	141	141	142	140	142	140
SEND (19+ year olds)	40	273	273	273	273	273	273	273	275	275	275	275	275
Total 16-18 cohort with at least one vulnerable group	219	214	214	214	212	211	212	210	210	208	210	208	202

16-18 year old NEET by Vulnerable Group	Sep-15	Aug-15	Jul-15	Jun-15	May-15	Apr-15	Mar-15	Feb-15	Jan-15	Dec-14	Nov-14	Oct-14	Sep-14
Children in Care	3	4	5	4	2	1	1	0	0	1	0	0	0
subset CIC resp. not known	0	0	0										
subset CIC KCC responsibility	3	4	5										
subset CIC OOC responsibility	0	0	0										
Caring for own child	9	21	21	20	20	20	21	18	19	15	14	12	13
Asylum seeker	0	0	0	0	0	0	0	0	0	0	0	0	0
Carer not own child	1	3	4	4	4	3	3	3	2	2	2	2	2
Substance Misuse	0	0	0	0	1	1	1	0	0	0	0	0	0
Care Leaver	0	0	0	0	0	0	0	0	0	0	0	0	0
subset CL resp. not known	0	0	0										
subset CL KCC responsibility	0	0	0										
subset CL OOC responsibility	0	0	0										
Supervised by YOT	5	7	6	6	7	6	6	3	4	4	4	3	3
Pregnancy	5	9	9	10	10	10	10	11	12	10	9	7	7
Parent not caring for own child	0	0	0	0	1	1	1	1	1	0	0	0	0
SEND (16-18 year olds)	11	14	13	13	12	11	11	11	10	8	7	6	6
SEND (19+ year olds)	4	52	51	49	48	48	48	48	49	49	49	50	50
Total 16-18 NEET with at least one vulnerable group	32	52	52	51	50	48	49	43	43	37	34	27	28

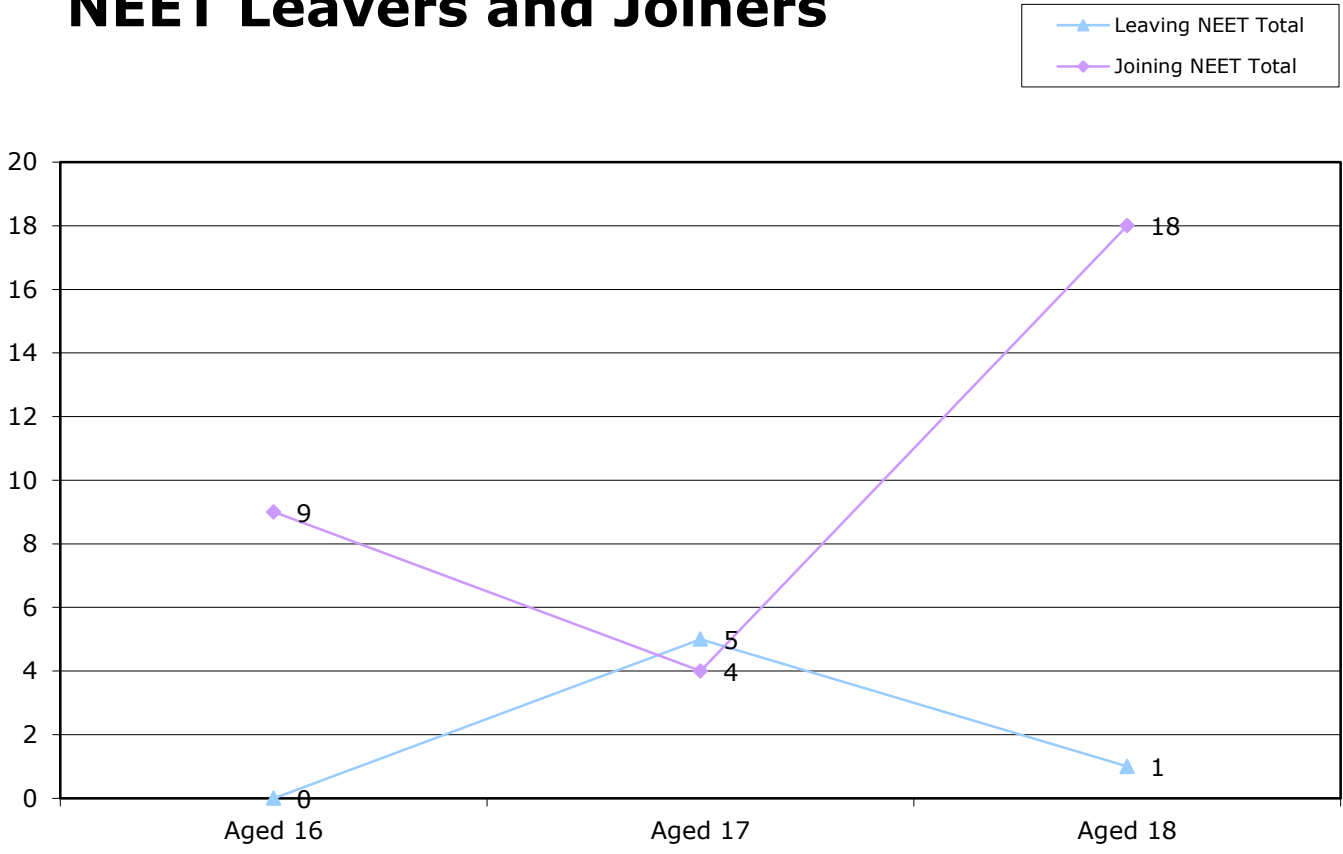
16-18 year old Not Knowns by Vulnerable Group	Sep-15	Aug-15	Jul-15	Jun-15	May-15	Apr-15	Mar-15	Feb-15	Jan-15	Dec-14	Nov-14	Oct-14	Sep-14
Children in Care	27	21	18	8	9	10	8	7	7	7	8	9	20
subset CIC resp. not known	0	0	0										
subset CIC KCC responsibility	15	13	11										
subset CIC OOC responsibility	12	8	7										
Caring for own child	0	5	3	2	2	1	1	1	1	1	1	1	2
Asylum seeker	0	0	0	0	0	0	0	0	0	0	0	0	0
Carer not own child	6	5	4	1	1	1	0	0	0	0	0	1	5
Substance Misuse	2	3	2	1	1	1	1	1	1	0	4	4	5
Care Leaver	0	0	0	0	0	0	0	0	0	0	1	1	1
subset CL resp. not known	0	0	0										
subset CL KCC responsibility	0	0	0										
subset CL OOC responsibility	0	0	0										
Supervised by YOT	3	3	2	1	0	0	0	0	0	0	4	3	7
Pregnancy	0	1	0	0	0	0	0	0	0	1	1	1	2
Parent not caring for own child	0	0	0	0	0	0	0	0	0	0	0	0	2
SEND (16-18 year olds)	92	62	55	16	17	18	16	18	20	25	28	35	98
SEND (19+ year olds)	35	209	207	197	197	197	187	188	189	192	193	196	221
Total not known with at least one vulnerable group	119	91	79	27	27	27	23	24	26	31	41	49	128

16-18 Year old NEET Leavers & Joiners	Aged 16	Aged 17	Aged 18	16-18 Total	Aged 19
Leaving NEET Total	0	5	1	6	13
Education	0	3	0	3	0
Employment	0	2	1	3	2
Government supported training	0	0	0	0	0
Re-engagement Provision	0	0	0	0	0
Transfer to another LA	0	0	0	0	0
Age reached where no active record required	0	0	0	0	11
Left England so no longer active record	0	0	0	0	0
Found to be a duplicate record	0	0	0	0	0
Deceased	0	0	0	0	0
Custodial Sentence	0	0	0	0	0
Cannot Be Contacted	0	0	0	0	0
Refused to disclose activity	0	0	0	0	0
Unknown Activity	0	0	0	0	0
Other Reason	0	0	0	0	0
Joining NEET Total	9	4	18	31	2
Education	8	0	12	20	0
Employment	0	0	1	1	0
Training	0	0	0	0	0
Re-engagement Provision	0	0	0	0	0
From other area	0	0	0	0	0
Other (inc custodial sentence)	1	4	5	10	2
Joiners>Leavers	-9	1	-17	-25	11

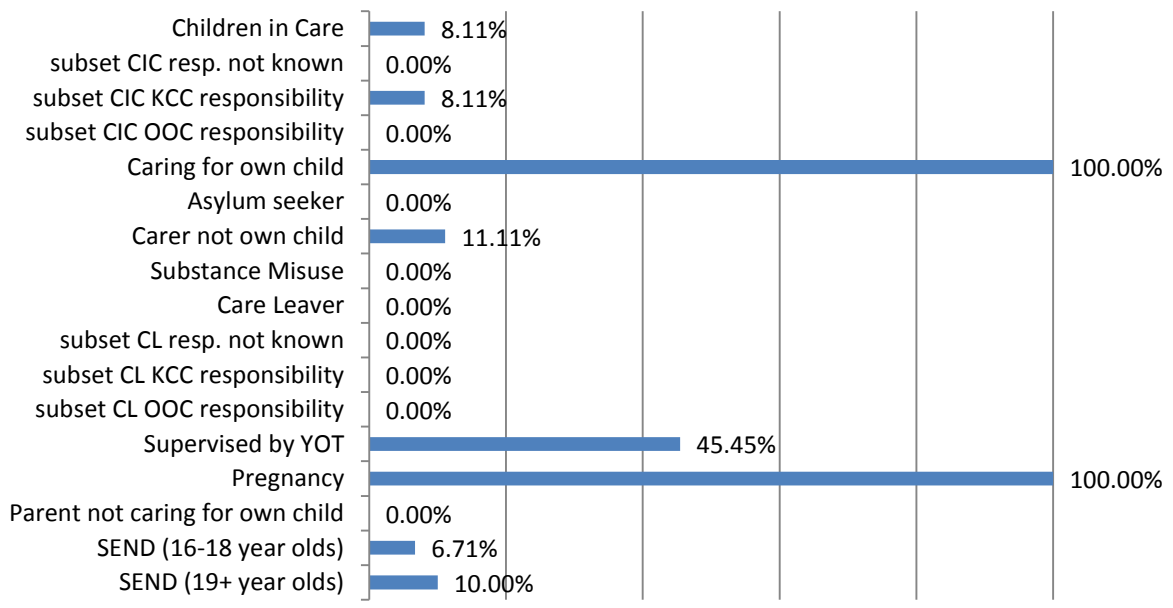
Please note that there is a change of categories as a result of change of DfE reporting requirements

16-18 Year Old NEET Labour Market Summary	No	%
Available:		
Working not for reward	5	3.70%
Not yet ready for work or learning	5	3.70%
Start Date agreed (other)	3	2.22%
Start Date agreed (RPA compliant)	6	4.44%
Seeking EET	116	85.93%
Available Total	135	100%
Unavailable:		
Young carers	0	0.00%
Teenage parents	9	47.37%
Illness	5	26.32%
Pregnancy	4	21.05%
Religious grounds	0	0.00%
Unlikely to be economically active	1	5.26%
Other reason	0	0.00%
Unavailable Total	19	100%

NEET Leavers and Joiners



% of Vulnerable Cohorts who are NEET



Education and Young People's Services Performance Management

NEET Monthly Report - Tunbridge Wells

16-18 year old cohort by Vulnerable Group	Sep-15	Aug-15	Jul-15	Jun-15	May-15	Apr-15	Mar-15	Feb-15	Jan-15	Dec-14	Nov-14	Oct-14	Sep-14
Children in Care	14	20	19	19	19	18	18	18	19	18	21	20	20
subset CIC resp. not known	0	0	0										
subset CIC KCC responsibility	11	18	17										
subset CIC OOC responsibility	3	2	2										
Caring for own child	8	19	19	19	17	16	15	14	13	9	9	8	8
Asylum seeker	0	4	4	4	4	4	4	4	4	4	4	4	4
Carer not own child	5	6	6	6	5	5	5	4	4	4	6	6	6
Substance Misuse	3	4	4	4	4	4	4	4	4	4	5	4	4
Care Leaver	2	6	6	6	6	6	6	5	5	5	5	5	5
subset CL resp. not known	0	0	0										
subset CL KCC responsibility	1	4	4										
subset CL OOC responsibility	1	2	2										
Supervised by YOT	15	17	16	16	16	16	16	16	16	16	19	20	12
Pregnancy	7	10	10	10	10	9	8	10	10	10	9	9	9
Parent not caring for own child	1	2	2	2	2	2	2	2	2	2	2	2	2
SEND (16-18 year olds)	129	139	140	140	139	138	136	137	137	135	138	141	148
SEND (19+ year olds)	43	225	227	227	227	227	227	227	227	227	227	227	226
Total 16-18 cohort with at least one vulnerable group	169	204	203	203	199	196	192	191	190	184	190	194	194

16-18 year old NEET by Vulnerable Group	Sep-15	Aug-15	Jul-15	Jun-15	May-15	Apr-15	Mar-15	Feb-15	Jan-15	Dec-14	Nov-14	Oct-14	Sep-14
Children in Care	4	4	3	2	3	1	1	0	1	0	0	0	2
subset CIC resp. not known	0	0	0										
subset CIC KCC responsibility	3	3	2										
subset CIC OOC responsibility	1	1	1										
Caring for own child	7	16	16	16	15	14	13	12	11	7	7	6	7
Asylum seeker	0	0	0	0	0	0	0	0	0	0	0	0	0
Carer not own child	1	1	1	2	1	1	2	1	1	1	1	1	0
Substance Misuse	2	2	2	2	2	2	2	1	1	1	1	0	1
Care Leaver	2	5	5	5	5	5	5	4	4	4	3	3	4
subset CL resp. not known	0	0	0										
subset CL KCC responsibility	1	3	3										
subset CL OOC responsibility	1	2	2										
Supervised by YOT	6	8	7	6	6	5	5	3	3	3	2	1	2
Pregnancy	4	6	6	6	6	6	6	7	7	7	6	6	6
Parent not caring for own child	0	0	0	0	0	0	0	0	0	0	0	0	1
SEND (16-18 year olds)	10	12	12	11	12	8	7	6	6	6	5	5	5
SEND (19+ year olds)	4	33	34	33	33	32	32	31	31	31	30	30	30
Total 16-18 NEET with at least one vulnerable group	29	45	43	42	41	38	35	30	29	25	21	20	23

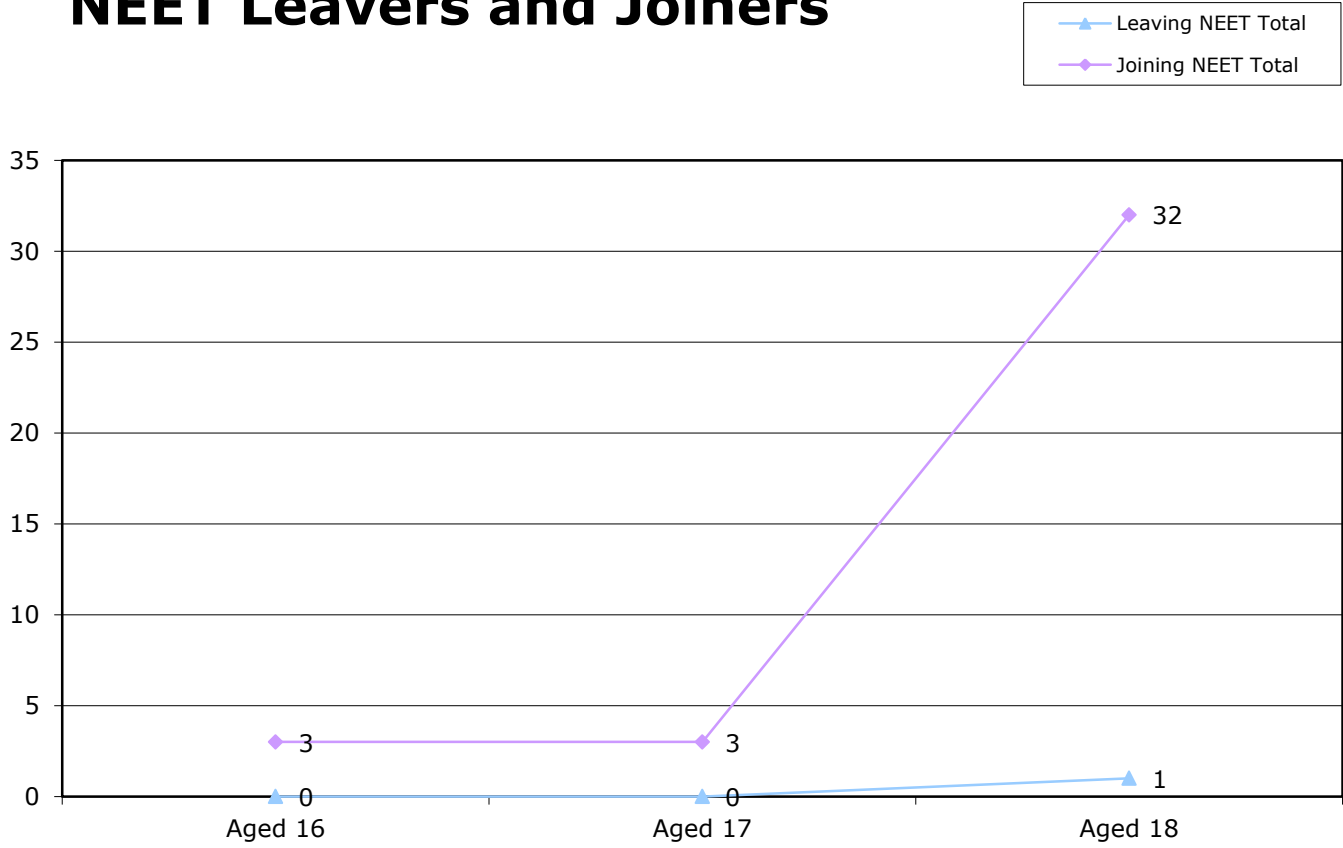
16-18 year old Not Knowns by Vulnerable Group	Sep-15	Aug-15	Jul-15	Jun-15	May-15	Apr-15	Mar-15	Feb-15	Jan-15	Dec-14	Nov-14	Oct-14	Sep-14
Children in Care	10	8	7	2	2	2	2	3	2	2	7	8	17
subset CIC resp. not known	0	0	0										
subset CIC KCC responsibility	8	7	7										
subset CIC OOC responsibility	2	1	0										
Caring for own child	1	2	2	1	1	1	0	0	0	0	0	0	1
Asylum seeker	0	2	2	0	0	0	0	0	0	0	0	0	3
Carer not own child	2	1	1	0	0	0	0	0	0	0	2	2	5
Substance Misuse	1	2	1	1	1	1	0	0	0	0	2	2	3
Care Leaver	0	1	1	1	1	1	0	0	0	0	1	1	1
subset CL resp. not known	0	0	0										
subset CL KCC responsibility	0	1	1										
subset CL OOC responsibility	0	0	0										
Supervised by YOT	8	6	5	1	2	2	1	0	0	0	5	6	10
Pregnancy	3	2	1	0	0	0	0	0	0	1	2	2	2
Parent not caring for own child	1	2	2	1	1	1	0	0	0	0	0	0	1
SEND (16-18 year olds)	80	51	50	21	21	19	20	19	21	22	30	39	114
SEND (19+ year olds)	36	183	181	182	182	179	165	166	152	151	153	156	172
Total not known with at least one vulnerable group	99	69	66	24	25	23	22	21	22	24	41	51	139

16-18 Year old NEET Leavers & Joiners	Aged 16	Aged 17	Aged 18	16-18 Total	Aged 19
Leaving NEET Total	0	0	1	1	9
Education	0	0	0	0	0
Employment	0	0	0	0	0
Government supported training	0	0	1	1	0
Re-engagement Provision	0	0	0	0	0
Transfer to another LA	0	0	0	0	0
Age reached where no active record required	0	0	0	0	9
Left England so no longer active record	0	0	0	0	0
Found to be a duplicate record	0	0	0	0	0
Deceased	0	0	0	0	0
Custodial Sentence	0	0	0	0	0
Cannot Be Contacted	0	0	0	0	0
Refused to disclose activity	0	0	0	0	0
Unknown Activity	0	0	0	0	0
Other Reason	0	0	0	0	0
Joining NEET Total	3	3	32	38	2
Education	3	0	27	30	0
Employment	0	1	1	2	0
Training	0	0	0	0	0
Re-engagement Provision	0	0	0	0	0
From other area	0	0	0	0	0
Other (inc custodial sentence)	0	2	4	6	2
Joiners>Leavers	-3	-3	-31	-37	7

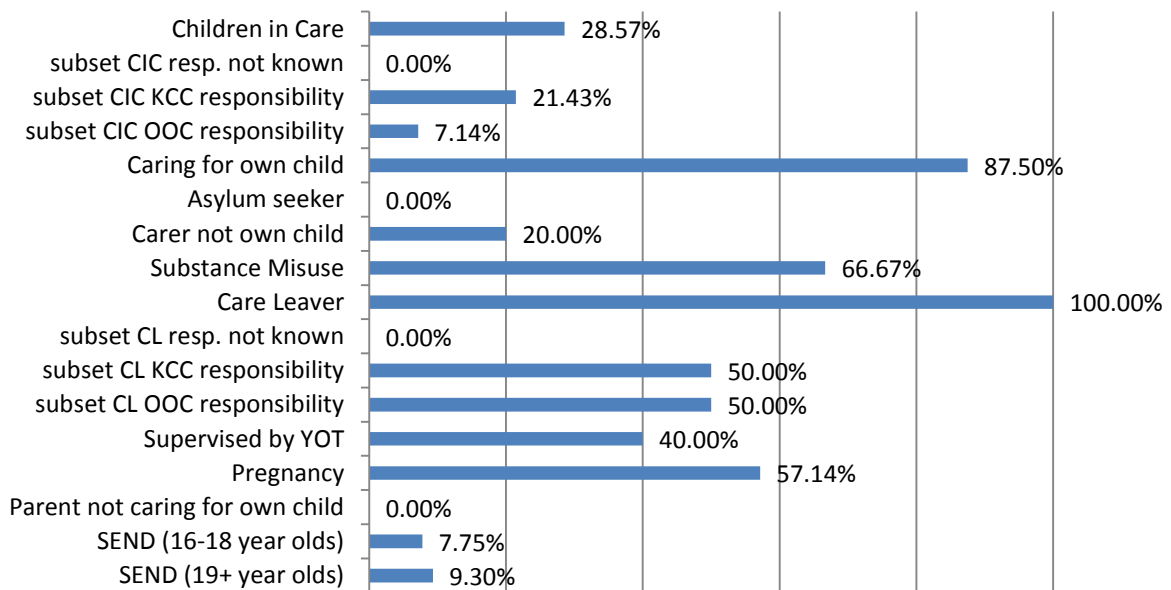
Please note that there is a change of categories as a result of change of DfE reporting requirements

16-18 Year Old NEET Labour Market Summary	No	%
Available:		
Working not for reward	2	1.49%
Not yet ready for work or learning	12	8.96%
Start Date agreed (other)	1	0.75%
Start Date agreed (RPA compliant)	7	5.22%
Seeking EET	112	83.58%
Available Total	134	100%
Unavailable:		
Young carers	0	0.00%
Teenage parents	6	42.86%
Illness	6	42.86%
Pregnancy	2	14.29%
Religious grounds	0	0.00%
Unlikely to be economically active	0	0.00%
Other reason	0	0.00%
Unavailable Total	14	100%

NEET Leavers and Joiners



% of Vulnerable Cohorts who are NEET

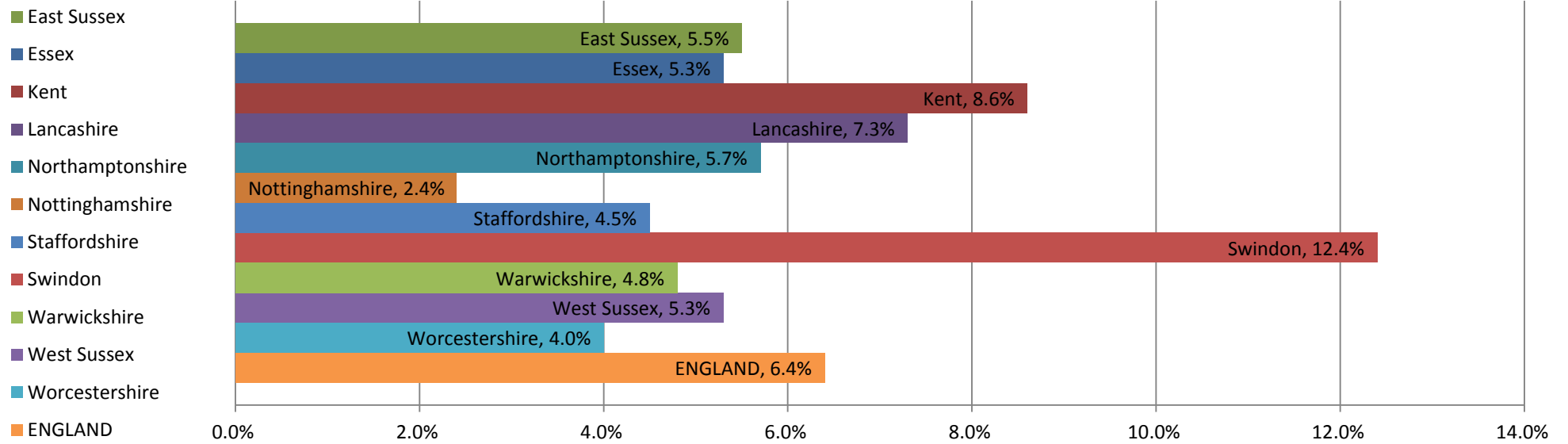


Education and Young People's Services Performance Management
Kent/National/Statistical Neighbours
AS AT 31st August 2015

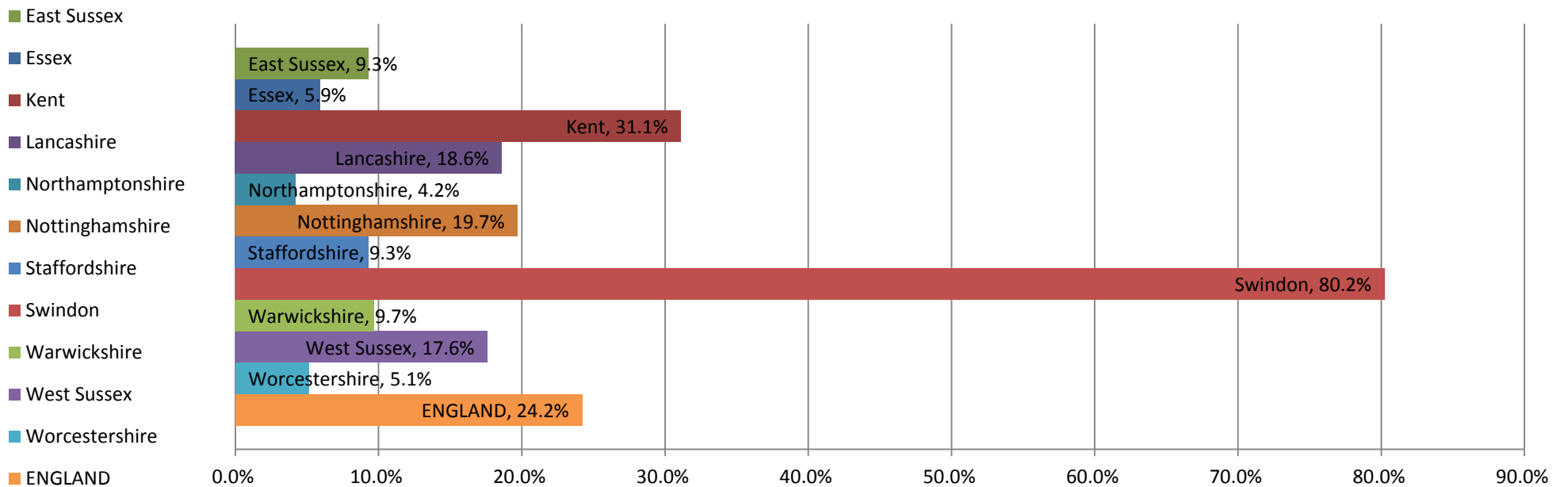
	NEET		Not known		In learning	
	% Academic Age16-18s NEET	% change over last 12 months	% Academic Age16-18s NK	% change over last 12 months	% Academic Age16-18s in learning	% change over last 12 months
ENGLAND	6.4%	-4.5%	24.2%	25.2%	65.3%	-6.6%

Name	NEET Ranked Position	Academic Age16-18 (Y12-Y14) NEET %	Y12 NEET%	Y13 NEET%	Y14 NEET%	N/K Ranked Position	Academic Age 16 - 18 (Y12-Y14) NK %	Y12 NK%	Y13 NK%	Y14 NK%	Academic Age 16 - 18 (Y12-14) In Learning %	Y12 In Learning %	Y13 In Learning %	Y14 In Learning %
Kent	10	8.6%	5.1%	8.4%	12.2%	10	31.1%	30.0%	29.5%	34.0%	55.0%	64.9%	56.6%	43.2%
East Sussex	7	5.5%	4.0%	6.4%	6.3%	4	9.3%	1.9%	5.6%	21.4%	79.1%	92.2%	83.0%	60.6%
Essex	5	5.3%	4.3%	5.0%	6.8%	3	5.9%	2.1%	5.6%	10.2%	78.6%	91.1%	81.9%	62.5%
Lancashire	9	7.3%	4.3%	8.0%	9.7%	8	18.6%	9.5%	24.2%	21.6%	72.0%	85.4%	66.4%	64.5%
Northamptonshire	8	5.7%	4.1%	5.4%	7.6%	1	4.2%	1.8%	3.7%	7.4%	81.2%	92.8%	85.2%	64.7%
Nottinghamshire	1	2.4%	1.4%	1.8%	4.4%	9	19.7%	5.9%	19.6%	33.5%	77.9%	92.6%	78.3%	63.2%
Staffordshire	3	4.5%	3.1%	4.1%	6.6%	4	9.3%	4.0%	6.3%	18.0%	81.0%	91.1%	86.1%	65.1%
Swindon	11	12.4%	9.9%	12.0%	15.7%	11	80.2%	88.3%	82.0%	70.2%	9.3%	7.3%	9.5%	11.2%
Warwickshire	4	4.8%	2.4%	4.3%	7.8%	6	9.7%	5.0%	7.2%	16.9%	83.2%	91.8%	87.1%	70.8%
West Sussex	5	5.3%	1.6%	3.8%	11.8%	7	17.6%	9.0%	14.2%	30.2%	76.6%	89.3%	81.8%	57.8%
Worcestershire	2	4.0%	3.4%	3.6%	5.0%	2	5.1%	0.8%	2.8%	11.7%	85.2%	93.2%	88.6%	73.4%
Mean Indicator for Statistical neighbours		5.7%	3.9%	5.4%	8.2%		18.0%	12.8%	17.1%	24.1%	72.4%	82.7%	74.8%	59.4%

Statistical Neighbours NEETs August 2015



Statistical Neighbours Not Knowns August 2015



Education and Young People's Services Performance Management NEET Monthly Report - Kent

Final submitted data September Guarantee 2015

September Guarantee summary	Cohort total	No offer made total	%age of total
Kent	17076	1,078	6.3%
Ashford	1380	95	6.9%
Canterbury	1651	95	5.8%
Dartford	1426	100	7.0%
Dover	1404	93	6.6%
Gravesham	1255	63	5.0%
Maidstone	1917	79	4.1%
Sevenoaks	505	73	14.5%
Shepway	1123	79	7.0%
Swale	1658	96	5.8%
Thanet	1604	138	8.6%
Tonbridge & Malling	1638	91	5.6%
Tunbridge Wells	1515	76	5.0%

September Guarantee 2014 equivalent

September Guarantee summary	Cohort total	No offer made total	%age of total
Kent	17449	1,317	7.5%
Ashford	1407	102	7.2%
Canterbury	1663	124	7.5%
Dartford	1439	110	7.6%
Dover	1457	108	7.4%
Gravesham	1348	99	7.3%
Maidstone	1953	106	5.4%
Sevenoaks	497	103	20.7%
Shepway	1124	97	8.6%
Swale	1702	171	10.0%
Thanet	1718	162	9.4%
Tonbridge & Malling	1595	75	4.7%
Tunbridge Wells	1546	60	3.9%

September Guarantee summary	Cohort total	No offer made total	%age of total
Kent	17688	3,521	19.9%
Ashford	1554	257	16.5%
Canterbury	1549	276	17.8%
Dartford	1149	313	27.2%
Dover	1274	249	19.5%
Gravesham	1312	372	28.4%
Maidstone	1843	313	17.0%
Sevenoaks	1203	281	23.4%
Shepway	1279	205	16.0%
Swale	1800	327	18.2%
Thanet	1812	405	22.4%
Tonbridge & Malling	1529	264	17.3%
Tunbridge Wells	1384	259	18.7%

September Guarantee summary	Cohort total	No offer made total	%age of total
Kent	17803	2,503	14.1%
Ashford	1553	189	12.2%
Canterbury	1640	194	11.8%
Dartford	1188	192	16.2%
Dover	1365	194	14.2%
Gravesham	1360	209	15.4%
Maidstone	1752	201	11.5%
Sevenoaks	1129	212	18.8%
Shepway	1330	201	15.1%
Swale	1851	257	13.9%
Thanet	1821	268	14.7%
Tonbridge & Malling	1516	202	13.3%
Tunbridge Wells	1298	184	14.2%