

Education and Young People's Services

Young People Not in Education, Employment or Training (NEET)

Monthly Report - October 2014

Produced by: Management Information Unit, KCC

Publication Date: 13-Nov-14

The figures are based on the monthly submission made to DfE via NCCIS for Kent County Council .
Academic age is the age of the young person on 31st August (i.e.: prior to the start of the academic year).
The figures include all 16 -18 year olds based on academic age with a Kent County Council area postcode
as their primary address.



Executive Summary

Context - Transition

October is always the time of the year that the NEET and Not Knowns figures begin to reduce, following a seasonal high in September, reflecting progress to updating enrolment and activity data on the system at the start of the academic year.

This month both the NEET and Not Known figures having dropped substantially from last month, and are also lower than the same month last year. Much of this improvement is due to the implementation of new streamlined, cross-service processes and systems.

NEETs as a percentage of the 16-18 academic age group (Year 12, 13 and 14)

August 2013	7.08	August 2014	6.36
September 2013	14.79	September 2014	8.06
October 2013	5.73	October 2014	4.13

Not Knowns as a percentage of the 16-18 academic age group (Year 12, 13 and 14)

August 2013	11.70	August 2014	11.97
September 2013	77.67	September 2014	58.70
October 2013	27.56	October 2014	24.16

Despite having being in a period of transition, NEET performance by KCC in the past three months has been better than that of last year, as has the Not Knowns. All districts have shown a substantial improvement in both sets of figures this month. This provides a good platform to considerably reduce NEETs this academic year.

Progress - NEETs

Over the last few months there has been improved data accuracy in recording vulnerable learners. The number of NEET in a vulnerable group has reduced substantially in the last two months, meaning that the number of 16-18 NEET with at least one vulnerable group has almost halved down to just over 500.

The KIAS Re-engage initiative has so far supported over 200 young people. This initiative will continue through the autumn with support from a range of partners.

Progress - Tracking

An internal LEAN review of the tracking process for the collection of data from schools and colleges has had a significant impact. Streamlined data collection processes from schools and colleges, combined with data in automated formats about apprenticeships, now provide electronic, standardised data across the county instead of relying on a labour intensive district data collection model. It is future proof as it is consistent and doesn't rely on human interpretation and stability of the workforce to ensure validity.

An internal LEAN review of the processes needed to track young people who are NEET, in employment or Not Known has been undertaken. This has streamlined the telephone tracking process and it expected that the number of telephone tracking calls that can be made in a day should increase by almost 20 in the coming months.

Planned Activity

The Tracking Board that oversaw the operational transition of tracking will change to a more strategic group, run at Head of Service level with a holistic brief that will focus on:

- Interpreting the tracking data to improve post-16 participation;
- Improving cross-service working and facilitating integration;
- Continuous improvement and efficiency;
- Creating/commissioning pathways that lead to sustained participation, not NEET churn.

The action plan for the Autumn Activity Survey and annual benchmarking of the whole cohort (52,000 young people) will be implemented by MIU, Skills and Employability Service, SEND and Preventative Services. This work will draw on the efficiencies that have been developed over the past four months and the improved relationships with Kent providers and neighbouring authorities.

Education and Young People's Services Performance Management

NEET Monthly Report - Kent

16-18 year old NEET Summary	Total Cohort 16-18	No. NEET 16-18	% NEET 16-18	NEET Target 16-18 Jan 2015	Diff from target	% NEET Age 16	% NEET Age 17	% NEET Age 18	Not knows				
									Acad age 16	Acad age 17	Acad age 18	Total	% of cohort
Kent	52,613	1,589	4.13%	4.00%	0.13%	0.93%	3.79%	8.90%	2,456	3,350	6,903	12,709	24.16%
Ashford	4,615	125	3.83%	3.37%	0.46%	0.30%	3.68%	9.14%	198	304	688	1,190	25.79%
Canterbury	4,813	139	3.93%	3.27%	0.66%	1.63%	3.87%	7.32%	149	265	728	1,142	23.73%
Dartford	3,425	108	4.27%	4.07%	0.20%	1.15%	3.27%	9.62%	191	232	402	825	24.09%
Dover	3,937	130	4.39%	4.47%	-0.08%	1.76%	4.27%	8.13%	154	246	497	897	22.78%
Gravesham	3,990	137	4.57%	4.03%	0.54%	0.52%	4.25%	10.52%	176	253	502	931	23.33%
Maidstone	5,445	168	4.10%	3.99%	0.11%	0.87%	3.49%	9.14%	223	259	749	1,231	22.61%
Sevenoaks	3,398	65	2.85%	2.63%	0.22%	0.74%	2.78%	5.61%	214	275	424	913	26.87%
Shepway	3,830	133	4.71%	4.85%	-0.14%	1.35%	4.10%	10.15%	146	253	529	928	24.23%
Swale	5,389	224	5.76%	4.87%	0.89%	1.17%	4.57%	13.98%	275	361	786	1,422	26.39%
Thanet	5,248	187	4.78%	5.58%	-0.80%	1.10%	4.82%	9.20%	326	369	531	1,226	23.36%
Tonbridge & Malling	4,506	100	3.05%	2.68%	0.37%	0.22%	2.90%	7.44%	204	278	588	1,070	23.75%
Tunbridge Wells	4,017	73	2.57%	2.64%	-0.07%	0.41%	2.68%	5.21%	200	255	479	934	23.25%

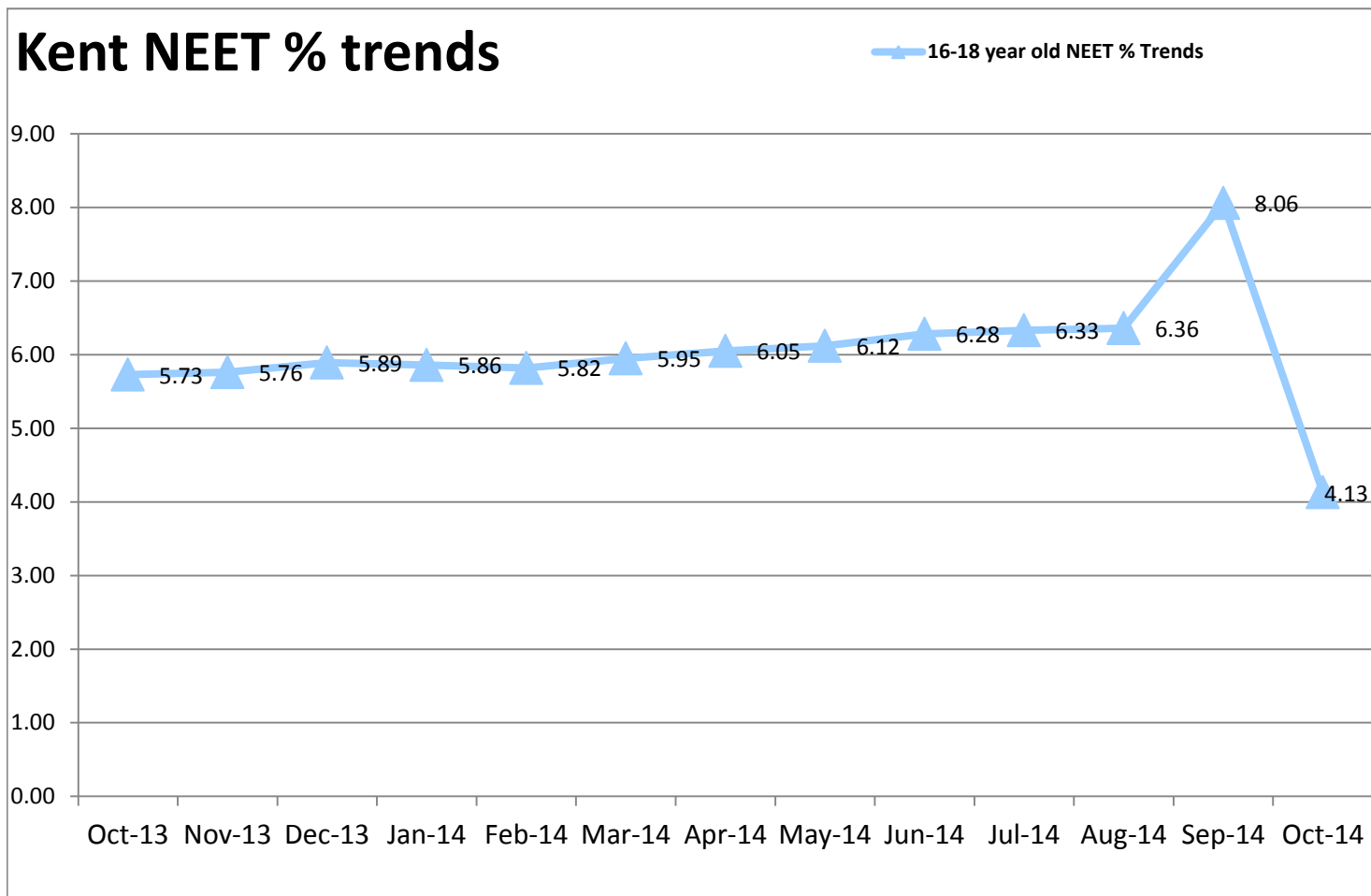
16-18 year old NEET % Trends	Oct-14	Sep-14	Aug-14	Jul-14	Jun-14	May-14	Apr-14	Mar-14	Feb-14	Jan-14	Dec-13	Nov-13	Oct-13
Kent	4.13	8.06	6.36	6.33	6.28	6.12	6.05	5.95	5.82	5.86	5.89	5.76	5.73
Ashford	3.83	8.34	6.33	6.29	5.99	5.76	5.63	5.46	5.37	5.22	5.27	5.11	5.16
Canterbury	3.93	7.90	5.27	5.21	5.09	5.00	4.89	5.10	4.99	5.24	5.44	5.16	4.39
Dartford	4.27	8.25	7.00	6.28	6.41	5.99	5.99	5.76	5.48	5.80	6.00	5.89	6.99
Dover	4.39	9.42	7.73	7.60	7.65	7.89	7.94	7.53	7.19	7.07	7.09	7.00	6.39
Gravesham	4.57	9.09	7.00	6.90	6.99	6.76	6.67	6.50	6.45	6.35	6.61	6.25	7.77
Maidstone	4.10	7.07	6.51	6.41	5.94	5.63	5.64	5.46	5.34	5.41	5.17	4.84	4.95
Sevenoaks	2.85	5.23	3.88	3.94	4.00	3.72	3.74	3.76	3.74	4.09	4.53	4.53	5.25
Shepway	4.71	9.42	7.17	7.39	7.18	7.09	7.00	7.20	6.94	7.34	6.97	7.04	5.60
Swale	5.76	10.63	7.95	7.78	7.57	7.25	7.04	7.06	6.83	6.75	6.88	6.91	7.09
Thanet	4.78	9.79	8.07	8.13	8.21	8.12	8.45	8.19	8.08	8.09	7.89	7.79	7.19
Tonbridge & Malling	3.05	5.57	4.73	4.52	4.72	4.77	4.44	4.40	4.26	4.18	4.24	4.05	4.40
Tunbridge Wells	2.57	4.93	4.39	4.69	4.88	4.67	4.39	4.17	4.28	4.02	4.03	3.63	3.81

16-18 year old Not Known % Trends	Oct-14	Sep-14	Aug-14	Jul-14	Jun-14	May-14	Apr-14	Mar-14	Feb-14	Jan-14	Dec-13	Nov-13	Oct-13
Kent	24.16	58.70	11.97	11.93	11.72	10.20	8.67	5.80	4.69	4.60	6.60	14.06	27.56
Ashford	25.79	56.67	11.39	11.91	10.12	8.33	7.57	3.67	2.45	2.02	4.33	10.25	22.39
Canterbury	23.73	59.44	8.87	8.16	8.36	7.92	5.48	3.11	2.25	1.97	2.70	5.91	16.39
Dartford	24.09	60.43	13.15	13.75	13.85	12.18	11.20	9.18	9.04	8.42	13.34	36.11	53.55
Dover	22.78	65.00	10.72	9.30	8.73	7.78	6.95	1.63	0.84	0.89	1.40	2.01	18.11
Gravesham	23.33	61.81	14.11	14.22	14.57	12.69	12.33	10.06	8.95	9.50	14.73	24.28	44.19
Maidstone	22.61	50.62	12.02	12.72	13.31	10.68	9.10	6.70	5.15	4.81	7.26	18.11	29.12
Sevenoaks	26.87	60.07	12.15	11.94	12.33	9.19	8.45	6.58	5.69	7.43	9.98	26.86	39.64
Shepway	24.23	54.45	13.39	12.93	13.15	12.22	11.18	8.09	6.70	5.96	7.39	11.78	21.10
Swale	26.39	57.95	13.52	13.97	13.21	11.69	8.06	4.84	3.05	2.28	3.34	7.03	20.81
Thanet	23.36	62.22	9.52	9.40	8.79	8.07	6.79	3.23	2.66	2.44	3.98	7.23	16.72
Tonbridge & Malling	23.75	59.21	13.79	13.56	13.61	12.37	11.05	9.00	7.77	8.54	9.71	15.29	30.18
Tunbridge Wells	23.25	59.06	11.96	11.93	11.43	9.82	7.40	5.36	3.99	3.56	4.62	13.45	31.96

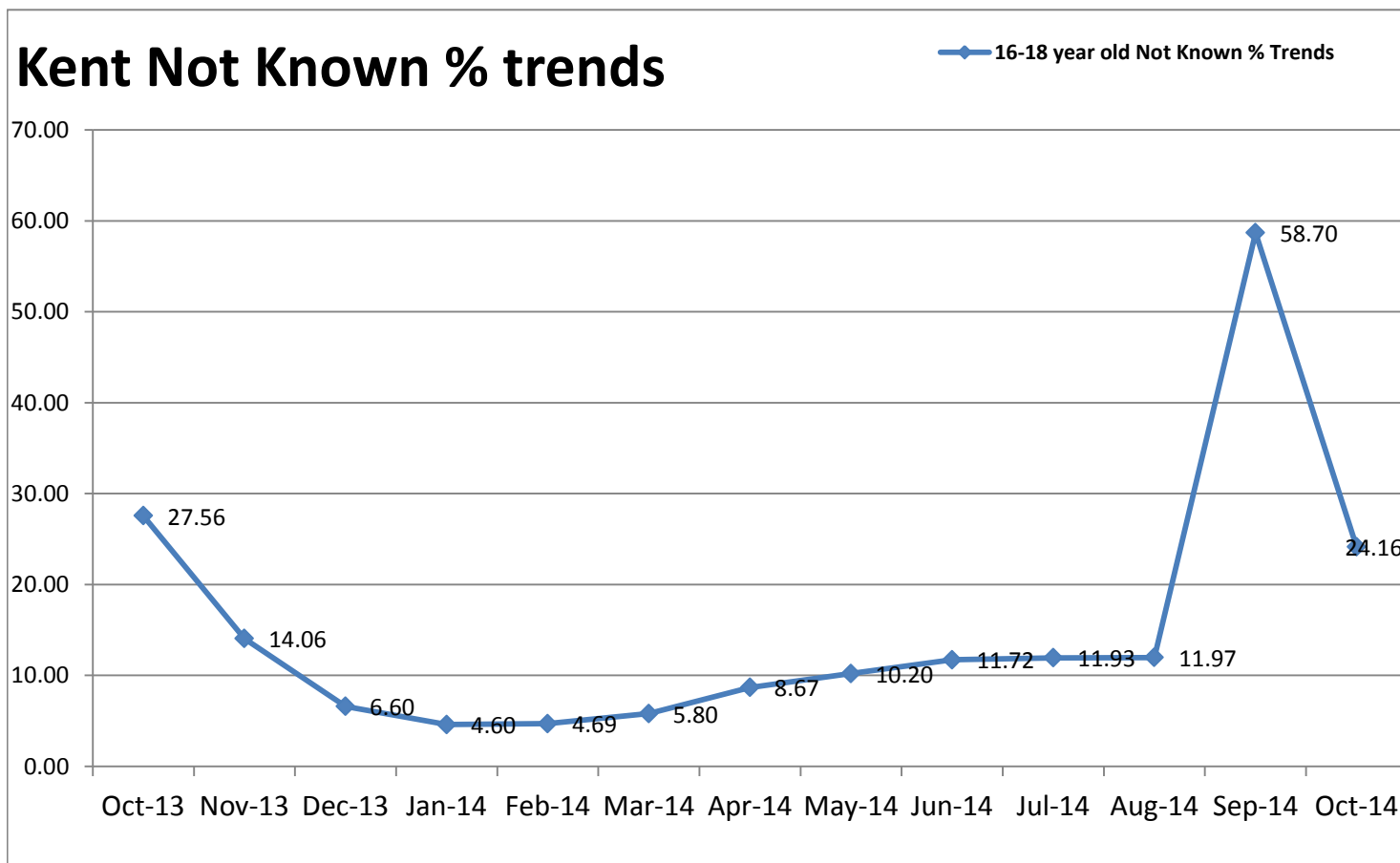
NEETs based on length of time in NEET					
	0-6 weeks	7-13 weeks	14-26 weeks	27-52 weeks	52+ weeks
Kent	75	166	276	350	722
Ashford	3	22	15	31	54
Canterbury	8	7	39	24	61
Dartford	10	11	10	29	48
Dover	4	9	28	39	50
Gravesham	10	11	26	25	65
Maidstone	4	21	32	48	63
Sevenoaks	8	13	7	8	29
Shepway	2	14	26	27	64
Swale	8	17	53	42	104
Thanet	10	20	29	28	100
Tonbridge & Malling	4	11	5	29	51
Tunbridge Wells	4	10	6	20	33

Progress RPA - Participating	
% Age 16	% Age 17
73.16%	68.98%
71.06%	63.22%
61.95%	64.79%
81.92%	76.90%
61.55%	63.80%
85.94%	77.28%
84.69%	78.96%
76.34%	68.28%
71.71%	67.14%
65.73%	63.77%
68.07%	67.36%
79.77%	70.43%
71.73%	67.58%

Kent NEET % trends



Kent Not Known % trends



Education and Young People's Services Performance Management

NEET Monthly Report - Kent

16-18 year old cohort by Vulnerable Group	Oct-14	Sep-14	Aug-14	Jul-14	Jun-14	May-14	Apr-14	Mar-14	Feb-14	Jan-14	Dec-13	Nov-13	Oct-13
Children in Care	680	688	747	746	714	698	701	699	700	704	706	711	731
Caring for own child	262	252	605	540	533	531	530	527	512	502	482	444	409
Asylum seeker	41	41	79	80	79	78	78	78	79	79	83	85	93
Carer not own child	73	71	84	84	84	86	86	85	83	84	84	82	80
Substance Misuse	99	98	136	149	160	163	162	161	161	159	160	158	157
Care Leaver	76	76	63	61	61	62	63	63	61	60	59	58	56
Supervised by YOT	285	259	166	180	181	201	204	204	202	197	320	315	322
Pregnancy	137	133	196	203	190	184	176	176	179	179	180	183	170
Parent not caring for own child	13	13	22	22	23	23	23	23	22	22	21	19	20
SEND (16-18 year olds)	2106	2114	2283	2279	2098	2099	2113	2114	2112	2117	2124	2119	2135
SEND (19+ year olds)	3902	3902	3196	3257	3312	3377	3871	3464	3506	3542	3595	3640	3685
Total 16-18 cohort with at least one vulnerable group	3295	3276	3822	3781	3599		3598						

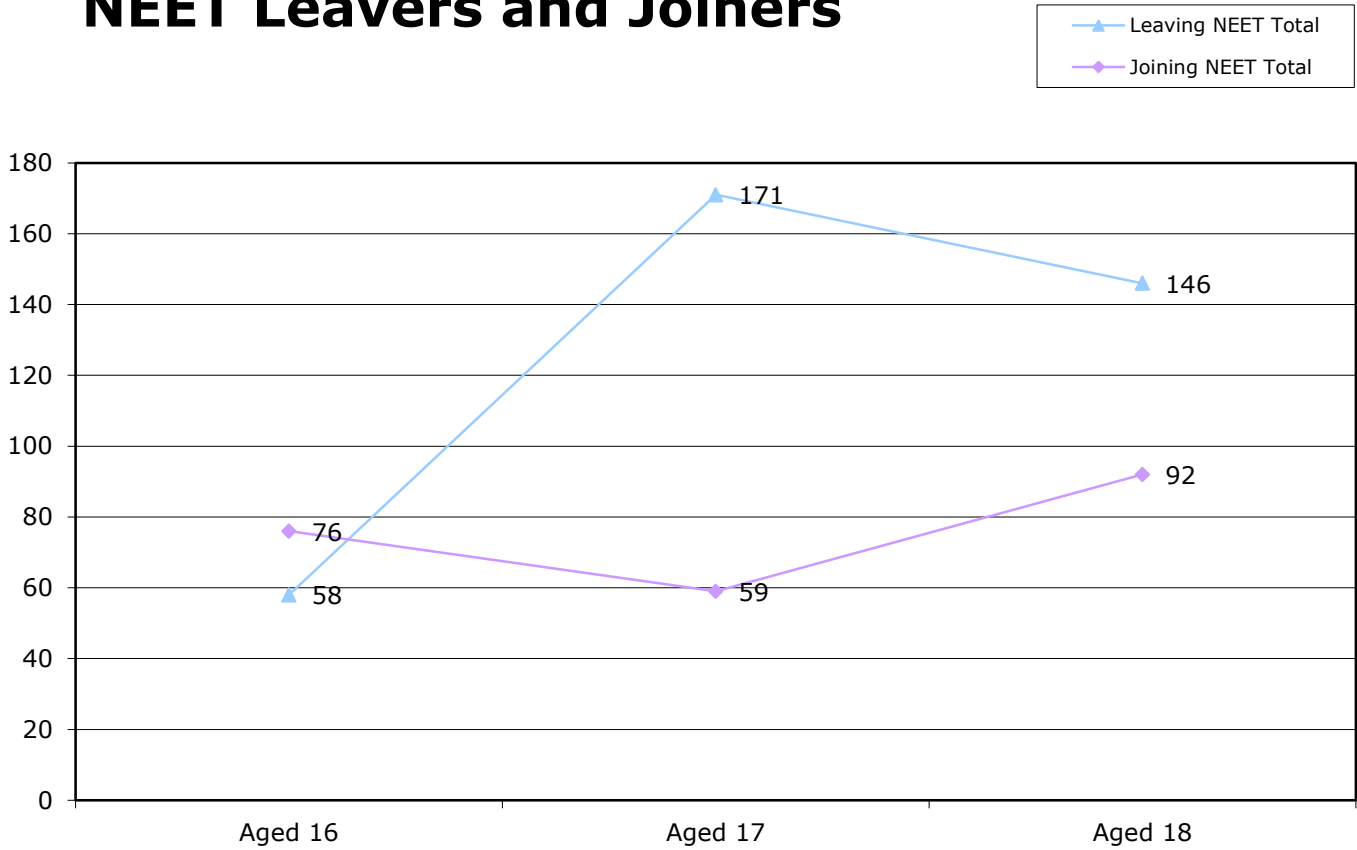
16-18 year old NEET by Vulnerable Group	Oct-14	Sep-14	Aug-14	Jul-14	Jun-14	May-14	Apr-14	Mar-14	Feb-14	Jan-14	Dec-13	Nov-13	Oct-13
Children in Care	78	98	165	159	159	154	158	154	147	151	146	130	119
Caring for own child	154	165	408	385	383	382	382	383	371	375	354	315	279
Asylum seeker	2	3	5	5	4	4	5	6	5	5	7	6	5
Carer not own child	17	18	29	30	28	28	29	28	27	27	28	22	20
Substance Misuse	15	18	32	47	60	60	59	57	54	55	53	49	43
Care Leaver	31	41	31	30	31	32	33	33	29	29	25	23	25
Supervised by YOT	57	47	63	71	77	80	85	79	72	76	111	96	97
Pregnancy	93	94	143	148	135	131	121	121	122	126	128	129	112
Parent not caring for own child	6	7	12	11	12	12	12	11	12	13	10	8	11
SEND (16-18 year olds)	147	157	295	305	256	252	258	258	249	244	233	215	190
SEND (19+ year olds)	841	858	748	725	735	748	822	760	765	772	777	779	788
Total 16-18 NEET with at least one vulnerable group	504	551	974	995	955		944						

16-18 year old Not Knowns by Vulnerable Group	Oct-14	Sep-14	Aug-14	Jul-14	Jun-14	May-14	Apr-14	Mar-14	Feb-14	Jan-14	Dec-13	Nov-13	Oct-13
Children in Care	189	424	77	80	87	72	75	45	37	41	60	95	199
Caring for own child	45	63	37	38	52	39	37	23	19	14	20	27	40
Asylum seeker	21	30	19	19	23	19	20	15	13	13	15	22	41
Carer not own child	11	39	7	5	8	8	7	5	4	4	5	11	17
Substance Misuse	31	57	20	26	32	29	30	14	8	7	13	22	40
Care Leaver	16	17	8	10	13	13	11	7	4	4	4	5	8
Supervised by YOT	78	123	23	30	25	27	16	8	5	4	18	26	53
Pregnancy	13	25	8	9	13	11	11	6	5	4	6	11	23
Parent not caring for own child	2	5	3	4	4	3	3	2	2	2	3	2	2
SEND (16-18 year olds)	463	1300	213	211	183	180	195	121	105	107	145	208	480
SEND (19+ year olds)	2567	2875	1905	2019	2086	2153	2271	2190	2210	2223	2232	2222	2337
Total not known with at least one vulnerable group	726	1820	374	361	374		348						

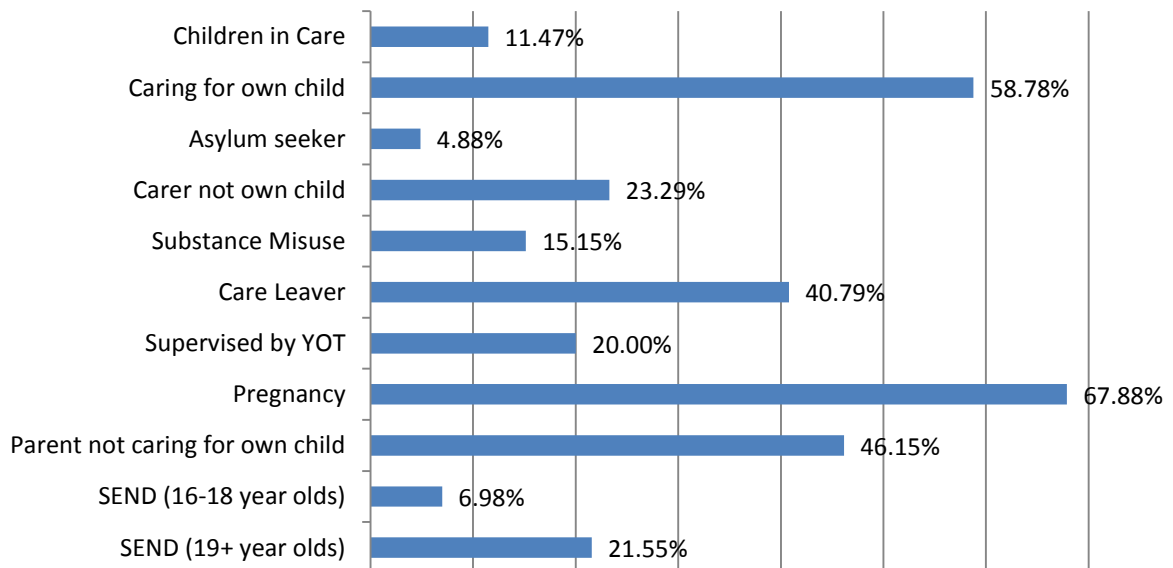
16-18 Year old NEET Leavers & Joiners	Aged 16	Aged 17	Aged 18	16-18 Total	Aged 19
Leaving NEET Total	58	171	146	375	147
Education	44	129	90	263	35
Employment	4	22	34	60	5
Government supported training	7	16	15	38	1
Re-engagement Provision	0	1	0	1	0
NEET in other area	0	1	2	3	0
Custodial Sentence	1	0	1	2	0
Moved Away	1	0	0	1	104
Cannot Be Contacted	0	0	0	0	0
Refused to disclose activity	0	0	0	0	0
Unknown Activity	0	0	0	0	0
Other Reason	1	2	4	7	2
Joining NEET Total	76	59	92	227	18
Education	5	4	2	11	9
Employment	1	4	2	7	0
Government supported training	1	4	0	5	0
Re-engagement Provision	1	4	3	8	0
NEET in other area	0	0	0	0	0
Other (inc custodial sentence)	68	43	85	196	9
Joiners>Leavers	-18	112	54	148	129

16-18 Year Old NEET Labour Market Summary	No	%
Available:		
Working not for reward	17	1.30%
Not yet ready for work or learning	93	7.13%
Start Date agreed	37	2.84%
Seeking EET	1158	88.74%
Available Total	1305	100%
Unavailable:		
Young carers	8	2.82%
Teenage parents	128	45.07%
Illness	88	30.99%
Pregnancy	54	19.01%
Religious grounds	0	0.00%
Unlikely to be economically active	6	2.11%
Other reason	0	0.00%
Unavailable Total	284	100%

NEET Leavers and Joiners



% of Vulnerable Cohorts who are NEET



Education and Young People's Services Performance Management

NEET Monthly Report - Ashford

16-18 year old cohort by Vulnerable Group	Oct-14	Sep-14	Aug-14	Jul-14	Jun-14	May-14	Apr-14	Mar-14	Feb-14	Jan-14	Dec-13	Nov-13	Oct-13
Children in Care	56	63	70	71	70	70	70	72	70	71	72	70	77
Caring for own child	13	12	35	34	34	34	34	34	32	32	32	30	28
Asylum seeker	4	4	10	10	10	10	10	10	10	10	10	11	12
Carer not own child	10	10	9	9	9	9	9	9	9	9	9	9	8
Substance Misuse	6	6	9	11	12	12	12	12	11	11	11	9	6
Care Leaver	5	5	10	9	9	9	10	10	11	11	9	10	9
Supervised by YOT	18	20	8	10	11	13	13	13	12	12	17	17	20
Pregnancy	9	8	14	14	14	14	13	13	14	12	9	9	6
Parent not caring for own child	1	1	2	2	2	2	2	2	2	2	2	2	2
SEND (16-18 year olds)	157	170	183	183	174	174	175	176	176	174	175	187	194
SEND (19+ year olds)	323	323	249	252	257	263	319	276	277	280	282	283	286
Total 16-18 cohort with at least one vulnerable group	244	257	301	302	293		295						

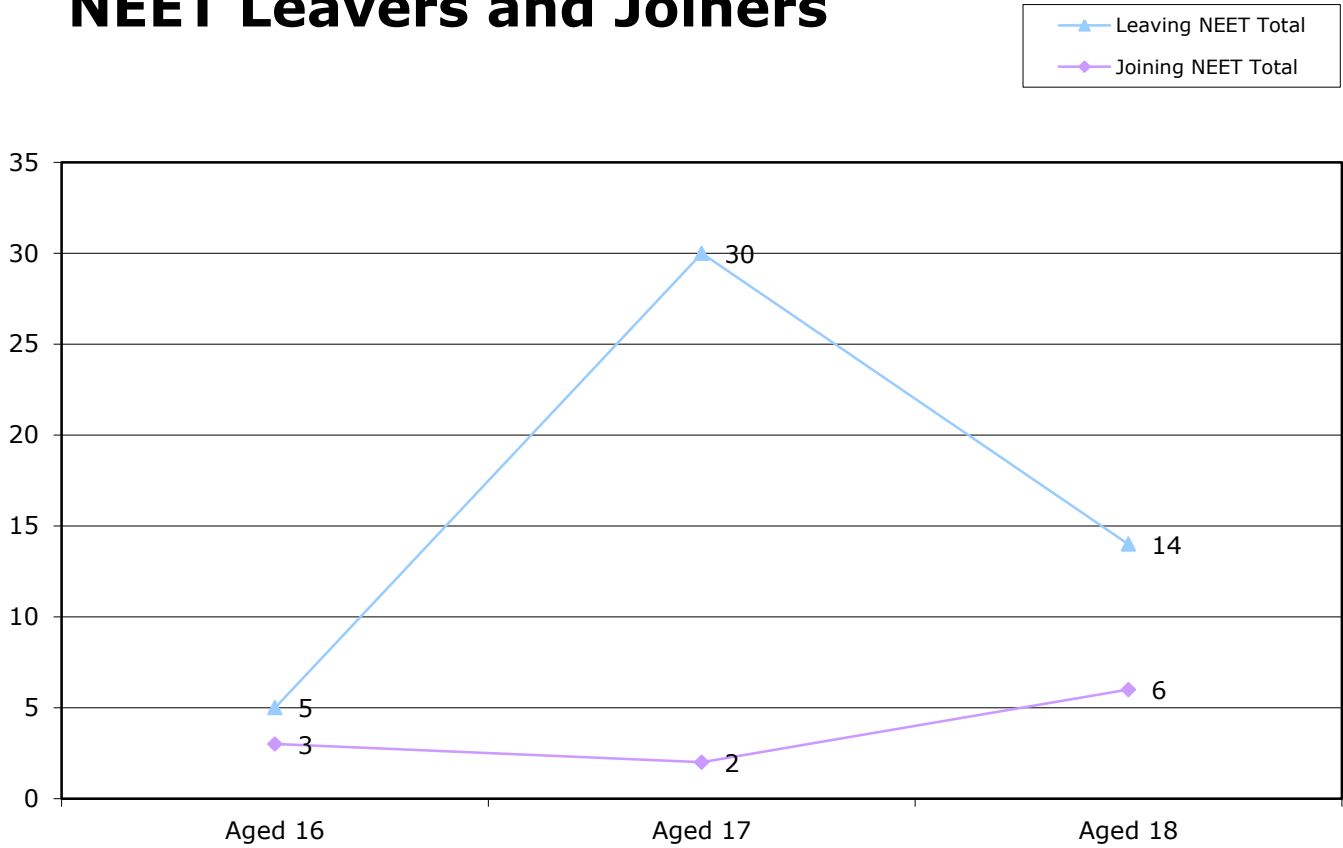
16-18 year old NEET by Vulnerable Group	Oct-14	Sep-14	Aug-14	Jul-14	Jun-14	May-14	Apr-14	Mar-14	Feb-14	Jan-14	Dec-13	Nov-13	Oct-13
Children in Care	7	12	15	16	17	17	15	15	13	16	16	11	13
Caring for own child	5	5	22	21	21	21	22	22	20	22	23	22	20
Asylum seeker	0	0	0	0	0	0	0	0	0	0	0	0	1
Carer not own child	1	1	1	1	2	2	2	1	1	1	1	1	1
Substance Misuse	2	2	1	5	6	6	6	6	5	5	3	2	2
Care Leaver	4	4	6	6	6	6	7	7	8	9	6	4	5
Supervised by YOT	3	3	9	2	4	4	4	4	3	3	4	4	8
Pregnancy	3	2	1	9	9	10	9	9	8	8	6	5	3
Parent not caring for own child	1	1		1	1	1	1	1	1	1	1	1	1
SEND (16-18 year olds)	8	10	26	27	22	23	22	23	23	21	21	19	16
SEND (19+ year olds)	49	50	37	37	37	37	45	37	38	38	38	38	39
Total 16-18 NEET with at least one vulnerable group	25	33	69	73	70		70						

16-18 year old Not Knowns by Vulnerable Group	Oct-14	Sep-14	Aug-14	Jul-14	Jun-14	May-14	Apr-14	Mar-14	Feb-14	Jan-14	Dec-13	Nov-13	Oct-13
Children in Care	14	37	8	7	6	5	11	7	6	7	10	9	19
Caring for own child	2	4	6	6	8	4	6	1	1	1	2	0	0
Asylum seeker	2	4	3	3	2	2	3	2	2	2	2	1	4
Carer not own child	1	7	1	1	1	1	1	1	0	0	0	0	0
Substance Misuse	1	3	0	0	0	0	0	0	0	0	0	0	1
Care Leaver	0	0	1	1	2	1	1	0	0	0	0	0	0
Supervised by YOT	4	7	1	2	2	1	2	0	0	0	0	1	1
Pregnancy	2	2	1	2	1	1	1	0	0	0	0	1	1
Parent not caring for own child	0	0	1	1	1	1	1	1	1	1	1	1	1
SEND (16-18 year olds)	37	96	20	19	16	14	14	10	10	9	16	17	51
SEND (19+ year olds)	243	272	179	181	186	191	202	198	195	198	200	196	207
Total not known with at least one vulnerable group	53	135	35	35	31		28						

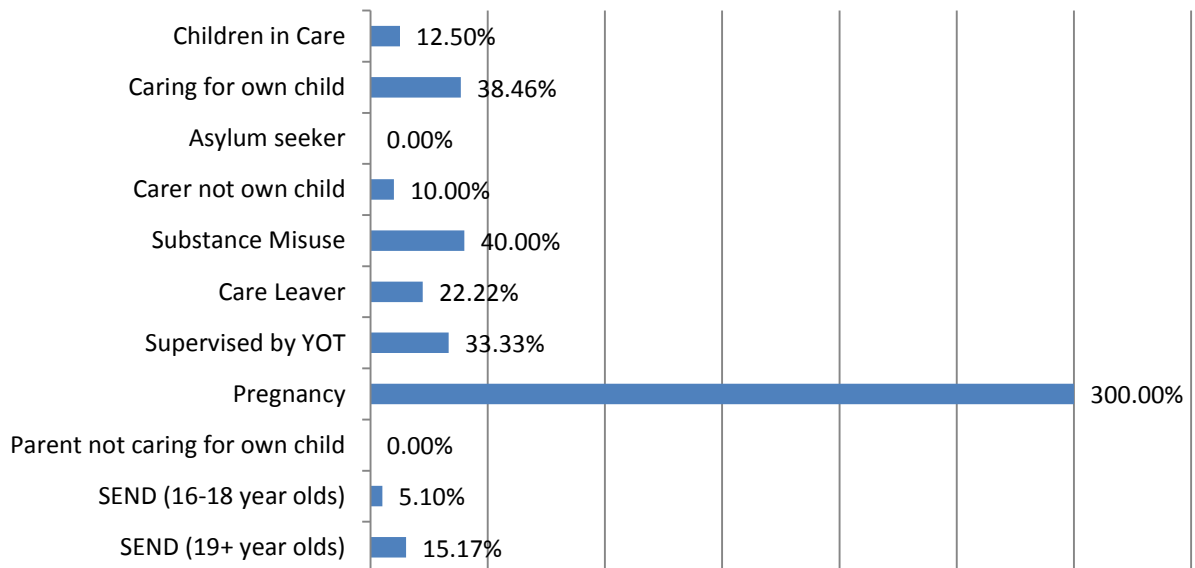
16-18 Year old NEET Leavers & Joiners	Aged 16	Aged 17	Aged 18	16-18 Total	Aged 19
Leaving NEET Total	5	30	14	49	9
Education	3	26	5	34	1
Employment	1	0	7	8	0
Government supported training	0	4	1	5	0
Re-engagement Provision	0	0	0	0	0
NEET in other area	0	0	1	1	0
Custodial Sentence	0	0	0	0	0
Moved Away	1	0	0	1	8
Cannot Be Contacted	0	0	0	0	0
Refused to disclose activity	0	0	0	0	0
Unknown Activity	0	0	0	0	0
Other Reason	0	0	0	0	0
Joining NEET Total	3	2	6	11	0
Education	1	1	1	3	0
Employment	0	0	0	0	0
Government supported training	0	0	0	0	0
Re-engagement Provision	0	0	0	0	0
NEET in other area	0	0	0	0	0
Other (inc custodial sentence)	2	1	5	8	0
Joiners>Leavers	2	28	8	38	9

16-18 Year Old NEET Labour Market Summary	No	%
Available:		
Working not for reward	2	1.77%
Not yet ready for work or learning	9	7.96%
Start Date agreed	4	3.54%
Seeking EET	98	86.73%
Available Total	113	100%
Unavailable:		
Young carers	1	8.33%
Teenage parents	4	33.33%
Illness	5	41.67%
Pregnancy	2	16.67%
Religious grounds	0	0.00%
Unlikely to be economically active	0	0.00%
Other reason	0	0.00%
Unavailable Total	12	100%

NEET Leavers and Joiners



% of Vulnerable Cohorts who are NEET



Education and Young People's Services Performance Management

NEET Monthly Report - Canterbury

16-18 year old cohort by Vulnerable Group	Oct-14	Sep-14	Aug-14	Jul-14	Jun-14	May-14	Apr-14	Mar-14	Feb-14	Jan-14	Dec-13	Nov-13	Oct-13
Children in Care	88	90	97	96	92	91	92	91	93	93	94	98	105
Caring for own child	26	23	45	37	37	36	36	36	35	36	33	28	28
Asylum seeker	7	7	13	13	13	12	12	12	12	12	13	15	18
Carer not own child	4	4	5	5	5	5	5	5	5	5	5	5	5
Substance Misuse	10	10	12	12	13	13	13	14	14	14	14	14	14
Care Leaver	6	6	1	1	1	1	1	2	2	2	2	1	1
Supervised by YOT	24	22	15	16	17	19	19	19	19	17	20	14	15
Pregnancy	11	9	17	15	14	14	14	14	13	14	16	16	12
Parent not caring for own child	0	0	1	1	1	1	1	1	1	1	1	1	1
SEND (16-18 year olds)	223	222	234	233	220	219	219	219	219	221	222	219	222
SEND (19+ year olds)	344	344	285	291	297	305	338	310	311	317	327	333	335
Total 16-18 cohort with at least one vulnerable group	341	338	377	369	356		353						

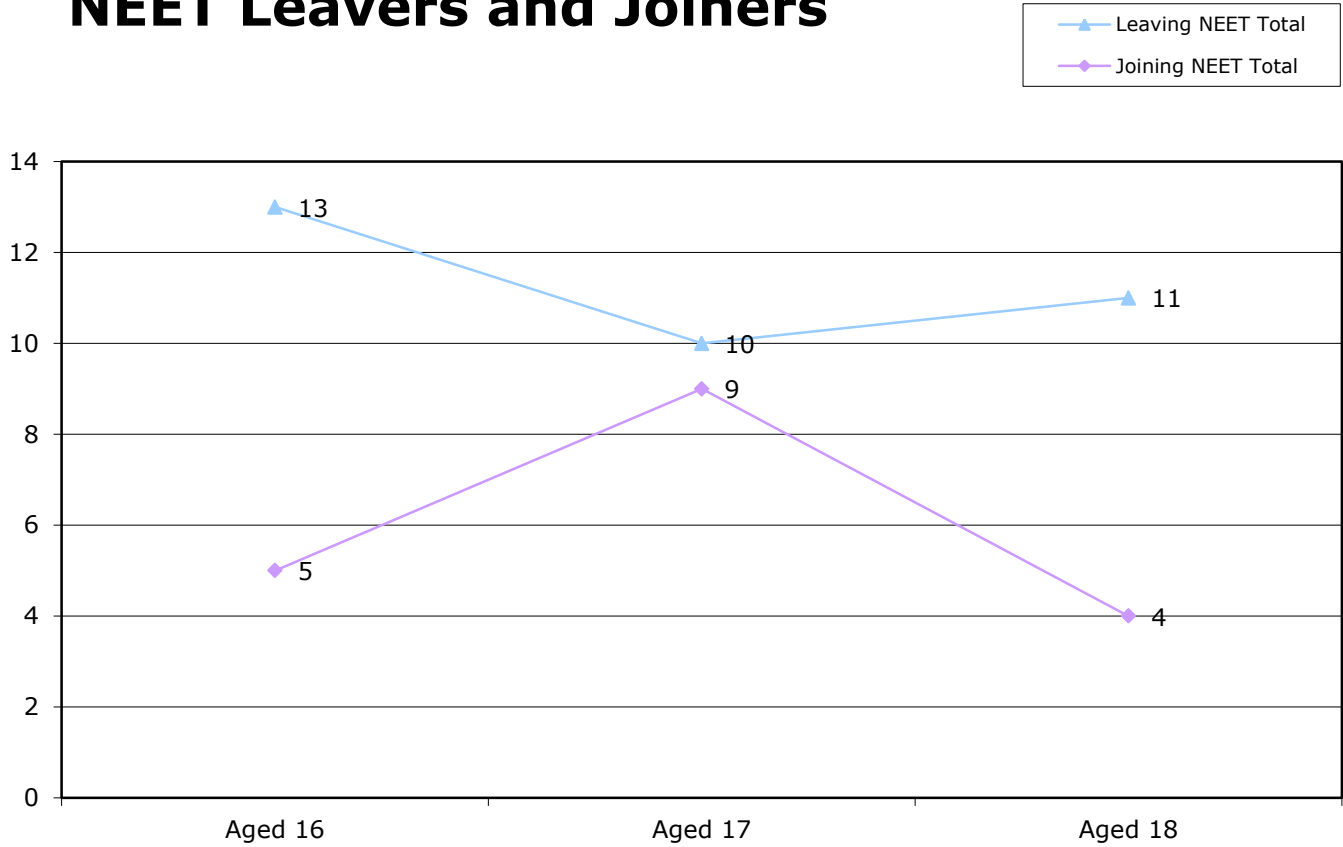
16-18 year old NEET by Vulnerable Group	Oct-14	Sep-14	Aug-14	Jul-14	Jun-14	May-14	Apr-14	Mar-14	Feb-14	Jan-14	Dec-13	Nov-13	Oct-13
Children in Care	9	8	12	11	10	10	9	9	10	12	11	10	9
Caring for own child	12	14	25	25	25	24	24	25	23	24	21	17	18
Asylum seeker	0	0	0	0	0	0	0	0	0	1	1	1	0
Carer not own child	0	0	1	1	1	1	1	1	1	2	2	2	2
Substance Misuse	0	2	2	3	3	3	3	4	4	4	3	3	3
Care Leaver	2	4	0	0	0	0	0	1	1	1	1	1	1
Supervised by YOT	5	5	3	4	5	5	11	4	4	7	5	3	6
Pregnancy	10	8	13	12	11	11	0	11	11	12	13	14	10
Parent not caring for own child	0	0	0	0	0	0	0	0	1	1	1	1	1
SEND (16-18 year olds)	20	19	30	29	24	22	20	21	21	21	23	19	16
SEND (19+ year olds)	76	80	71	74	75	77	80	79	80	81	85	86	88
Total 16-18 NEET with at least one vulnerable group	49	51	72	72	67		61						

16-18 year old Not Knowns by Vulnerable Group	Oct-14	Sep-14	Aug-14	Jul-14	Jun-14	May-14	Apr-14	Mar-14	Feb-14	Jan-14	Dec-13	Nov-13	Oct-13
Children in Care	20	66	9	9	12	10	9	6	4	4	4	9	25
Caring for own child	7	7	2	1	5	1	0	0	0	0	0	3	3
Asylum seeker	4	6	1	1	2	1	1	1	0	0	0	3	7
Carer not own child	0	2	0	0	0	0	0	0	0	0	0	0	0
Substance Misuse	3	6	0	0	1	0	0	0	0	0	0	1	2
Care Leaver	0	0	0	0	1	1	1	1	0	0	0	0	0
Supervised by YOT	5	9	1	1	2	3	0	1	0	0	0	0	0
Pregnancy	0	1	0	0	0	0	0	0	0	0	0	0	0
Parent not caring for own child	0	0	0	0	0	0	0	0	0	0	0	0	0
SEND (16-18 year olds)	39	154	19	18	16	17	12	8	7	7	9	15	45
SEND (19+ year olds)	209	250	166	169	176	189	195	194	194	193	189	188	190
Total not known with at least one vulnerable group	66	213	29	27	33		21						

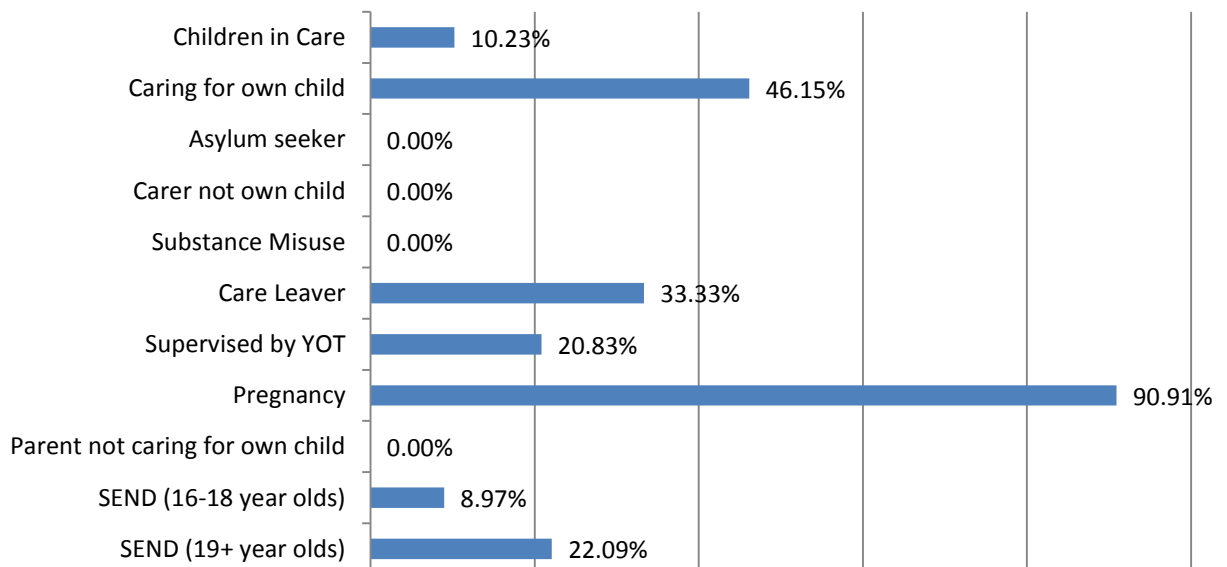
16-18 Year old NEET Leavers & Joiners	Aged 16	Aged 17	Aged 18	16-18 Total	Aged 19
Leaving NEET Total	13	10	11	34	10
Education	12	9	9	30	4
Employment	0	1	0	1	0
Government supported training	0	0	2	2	0
Re-engagement Provision	0	0	0	0	0
NEET in other area	0	0	0	0	0
Custodial Sentence	0	0	0	0	0
Moved Away	0	0	0	0	6
Cannot Be Contacted	0	0	0	0	0
Refused to disclose activity	0	0	0	0	0
Unknown Activity	0	0	0	0	0
Other Reason	1	0	0	1	0
Joining NEET Total	5	9	4	18	0
Education	0	0	1	1	0
Employment	0	0	0	0	0
Government supported training	0	1	0	1	0
Re-engagement Provision	0	0	0	0	0
NEET in other area	0	0	0	0	0
Other (inc custodial sentence)	5	8	3	16	0
Joiners>Leavers	8	1	7	16	10

16-18 Year Old NEET Labour Market Summary	No	%
Available:		
Working not for reward	0	0.00%
Not yet ready for work or learning	4	3.60%
Start Date agreed	1	0.90%
Seeking EET	106	95.50%
Available Total	111	100%
Unavailable:		
Young carers	0	0.00%
Teenage parents	11	39.29%
Illness	14	50.00%
Pregnancy	3	10.71%
Religious grounds	0	0.00%
Unlikely to be economically active	0	0.00%
Other reason	0	0.00%
Unavailable Total	28	100%

NEET Leavers and Joiners



% of Vulnerable Cohorts who are NEET



Education and Young People's Services Performance Management

NEET Monthly Report - Dartford

16-18 year old cohort by Vulnerable Group	Oct-14	Sep-14	Aug-14	Jul-14	Jun-14	May-14	Apr-14	Mar-14	Feb-14	Jan-14	Dec-13	Nov-13	Oct-13
Children in Care	28	31	29	28	27	27	28	25	24	25	25	25	25
Caring for own child	11	10	22	22	21	21	21	21	21	21	19	18	18
Asylum seeker	0	0	0	0	0	0	0	0	0	0	0	0	0
Carer not own child	5	5	6	6	6	7	7	7	7	7	7	6	5
Substance Misuse	2	2	3	3	4	4	4	4	5	5	4	4	4
Care Leaver	2	2	2	2	2	2	2	2	2	2	1	1	1
Supervised by YOT	14	15	11	11	10	11	12	10	10	11	21	21	20
Pregnancy	3	3	7	7	8	7	7	7	8	9	9	9	10
Parent not caring for own child	0	0	0	0	0	0	0	0	0	0	0	0	0
SEND (16-18 year olds)	114	119	137	137	128	128	131	129	128	128	129	127	137
SEND (19+ year olds)	248	248	205	211	216	220	252	223	228	230	233	238	241
Total 16-18 cohort with at least one vulnerable group	163	169	196	196	189		193						

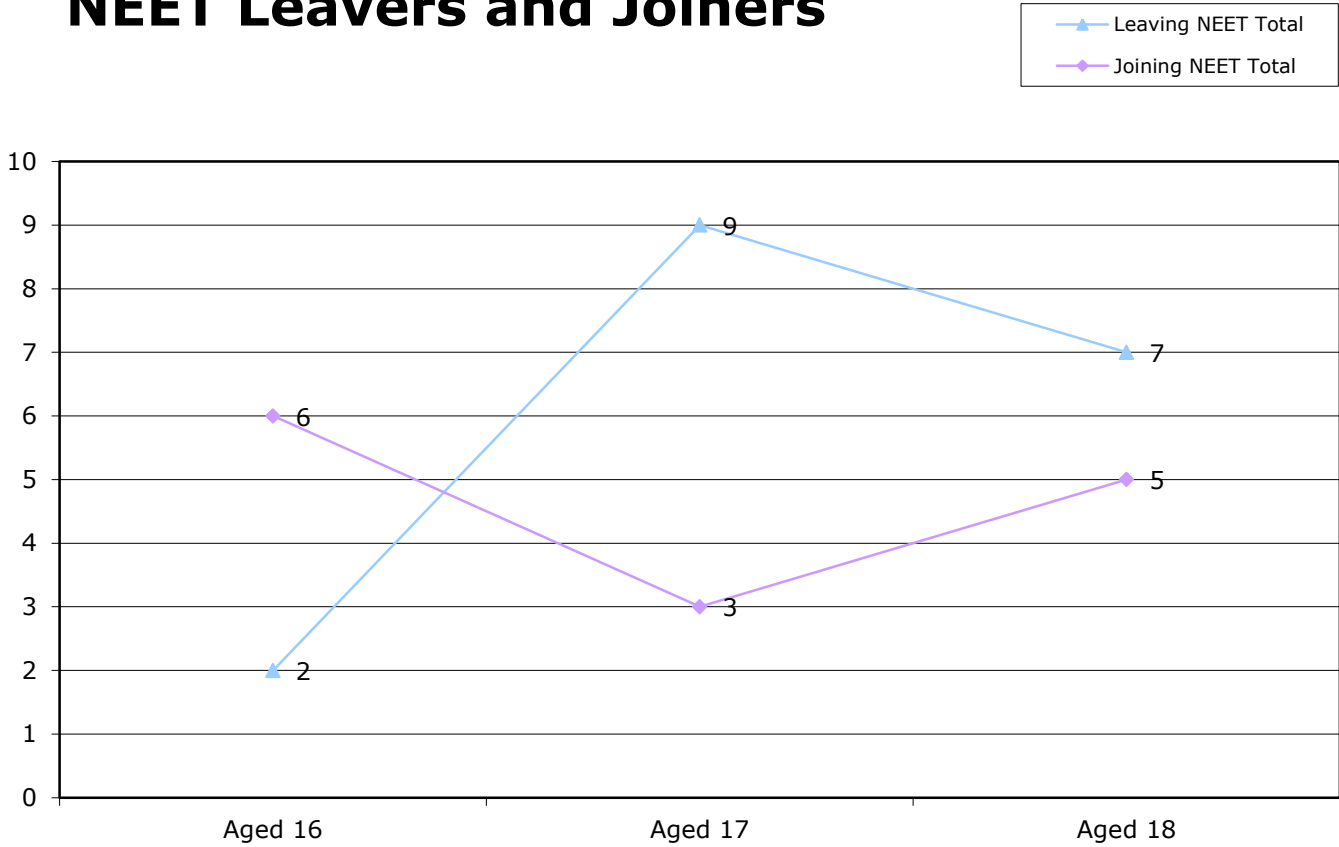
16-18 year old NEET by Vulnerable Group	Oct-14	Sep-14	Aug-14	Jul-14	Jun-14	May-14	Apr-14	Mar-14	Feb-14	Jan-14	Dec-13	Nov-13	Oct-13
Children in Care	5	6	6	6	4	5	5	3	3	3	2	2	3
Caring for own child	10	9	20	20	19	19	19	19	19	19	17	16	15
Asylum seeker	0	0	0	0	0	0	0	0	0	0	0	0	0
Carer not own child	2	2	3	3	3	3	3	3	3	3	3	1	0
Substance Misuse	0	0	1	1	2	2	2	2	3	3	2	2	2
Care Leaver	0	0	1	1	1	1	1	1	1	1	0	0	0
Supervised by YOT	2	2	4	4	3	3	4	0	0	1	6	5	5
Pregnancy	2	2	5	5	6	5	5	5	5	7	6	6	6
Parent not caring for own child	0	0	0	0	0	0	0	0	0	0	0	0	0
SEND (16-18 year olds)	4	6	12	13	12	13	12	10	9	10	11	9	10
SEND (19+ year olds)	40	41	35	35	37	38	42	40	40	41	42	42	42
Total 16-18 NEET with at least one vulnerable group	21	23	42	44	43		44						

16-18 year old Not Knowns by Vulnerable Group	Oct-14	Sep-14	Aug-14	Jul-14	Jun-14	May-14	Apr-14	Mar-14	Feb-14	Jan-14	Dec-13	Nov-13	Oct-13
Children in Care	10	17	4	5	6	7	6	5	3	3	5	8	11
Caring for own child	1	0	0	0	1	0	0	0	0	0	0	0	2
Asylum seeker	0	0	0	0	0	0	0	0	0	0	0	0	0
Carer not own child	1	2	1	1	1	1	1	1	1	1	1	4	4
Substance Misuse	2	1	0	1	1	1	1	1	0	0	0	0	0
Care Leaver	2	2	1	1	1	1	1	1	1	1	1	1	1
Supervised by YOT	4	8	0	0	0	1	0	0	0	0	1	3	5
Pregnancy	0	0	0	0	0	0	0	0	1	0	1	2	3
Parent not caring for own child	0	0	0	0	0	0	0	0	0	0	0	0	0
SEND (16-18 year olds)	23	68	11	11	10	9	10	7	8	7	12	22	47
SEND (19+ year olds)	175	186	127	137	146	149	154	145	150	152	151	157	175
Total not known with at least one vulnerable group	36	89	15	17	17		16						

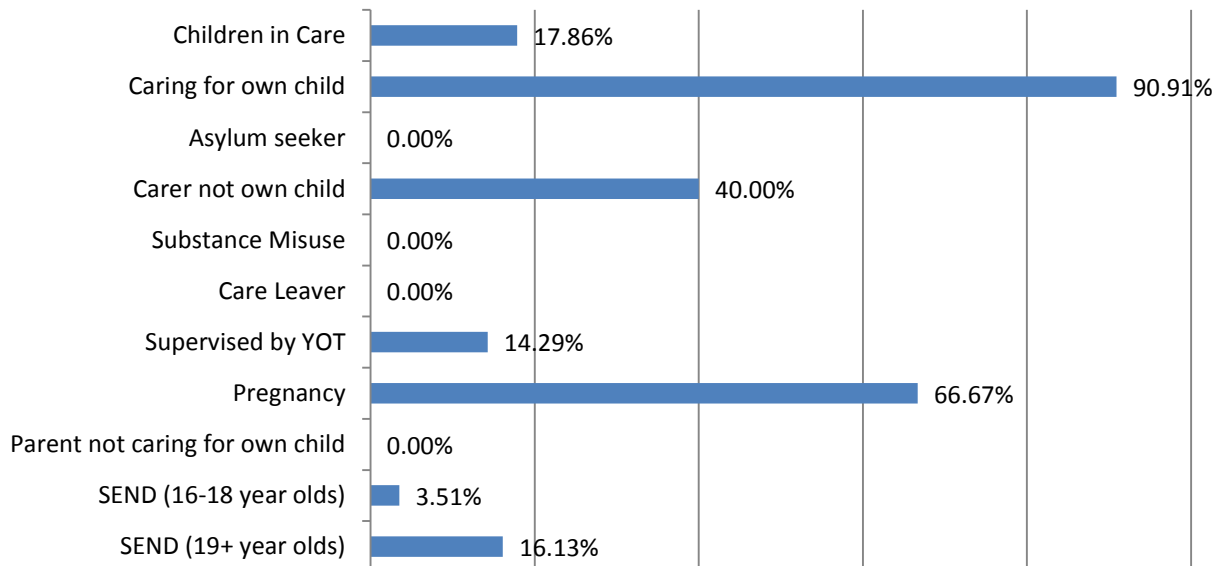
16-18 Year old NEET Leavers & Joiners	Aged 16	Aged 17	Aged 18	16-18 Total	Aged 19
Leaving NEET Total	2	9	7	18	7
Education	2	6	5	13	3
Employment	0	3	2	5	1
Government supported training	0	0	0	0	0
Re-engagement Provision	0	0	0	0	0
NEET in other area	0	0	0	0	0
Custodial Sentence	0	0	0	0	0
Moved Away	0	0	0	0	3
Cannot Be Contacted	0	0	0	0	0
Refused to disclose activity	0	0	0	0	0
Unknown Activity	0	0	0	0	0
Other Reason	0	0	0	0	0
Joining NEET Total	6	3	5	14	1
Education	0	0	0	0	0
Employment	0	0	1	1	0
Government supported training	0	0	0	0	0
Re-engagement Provision	0	0	0	0	0
NEET in other area	0	0	0	0	0
Other (inc custodial sentence)	6	3	4	13	1
Joiners>Leavers	-4	6	2	4	6

16-18 Year Old NEET Labour Market Summary	No	%
Available:		
Working not for reward	1	1.04%
Not yet ready for work or learning	4	4.17%
Start Date agreed	6	6.25%
Seeking EET	85	88.54%
Available Total	96	100%
Unavailable:		
Young carers	2	16.67%
Teenage parents	6	50.00%
Illness	4	33.33%
Pregnancy	0	0.00%
Religious grounds	0	0.00%
Unlikely to be economically active	0	0.00%
Other reason	0	0.00%
Unavailable Total	12	100%

NEET Leavers and Joiners



% of Vulnerable Cohorts who are NEET



Education and Young People's Services Performance Management

NEET Monthly Report - Dover

16-18 year old cohort by Vulnerable Group	Oct-14	Sep-14	Aug-14	Jul-14	Jun-14	May-14	Apr-14	Mar-14	Feb-14	Jan-14	Dec-13	Nov-13	Oct-13
Children in Care	58	63	64	62	60	59	61	62	61	61	62	62	64
Caring for own child	27	27	69	65	64	64	64	64	62	59	59	59	53
Asylum seeker	4	4	6	6	6	6	6	6	6	6	7	7	7
Carer not own child	4	4	7	7	7	7	7	7	6	7	7	7	6
Substance Misuse	22	21	27	29	35	35	35	34	34	34	33	31	31
Care Leaver	7	8	5	5	5	4	4	3	4	4	6	5	7
Supervised by YOT	40	36	25	26	27	27	27	27	27	26	40	43	41
Pregnancy	17	17	23	23	23	21	19	19	20	22	23	21	22
Parent not caring for own child	3	3	4	4	4	4	4	4	4	4	4	2	2
SEND (16-18 year olds)	190	199	187	187	171	170	173	174	172	172	173	178	176
SEND (19+ year olds)	341	341	297	305	311	316	344	319	323	329	334	335	337
Total 16-18 cohort with at least one vulnerable group	310	317	345	343	332		329						

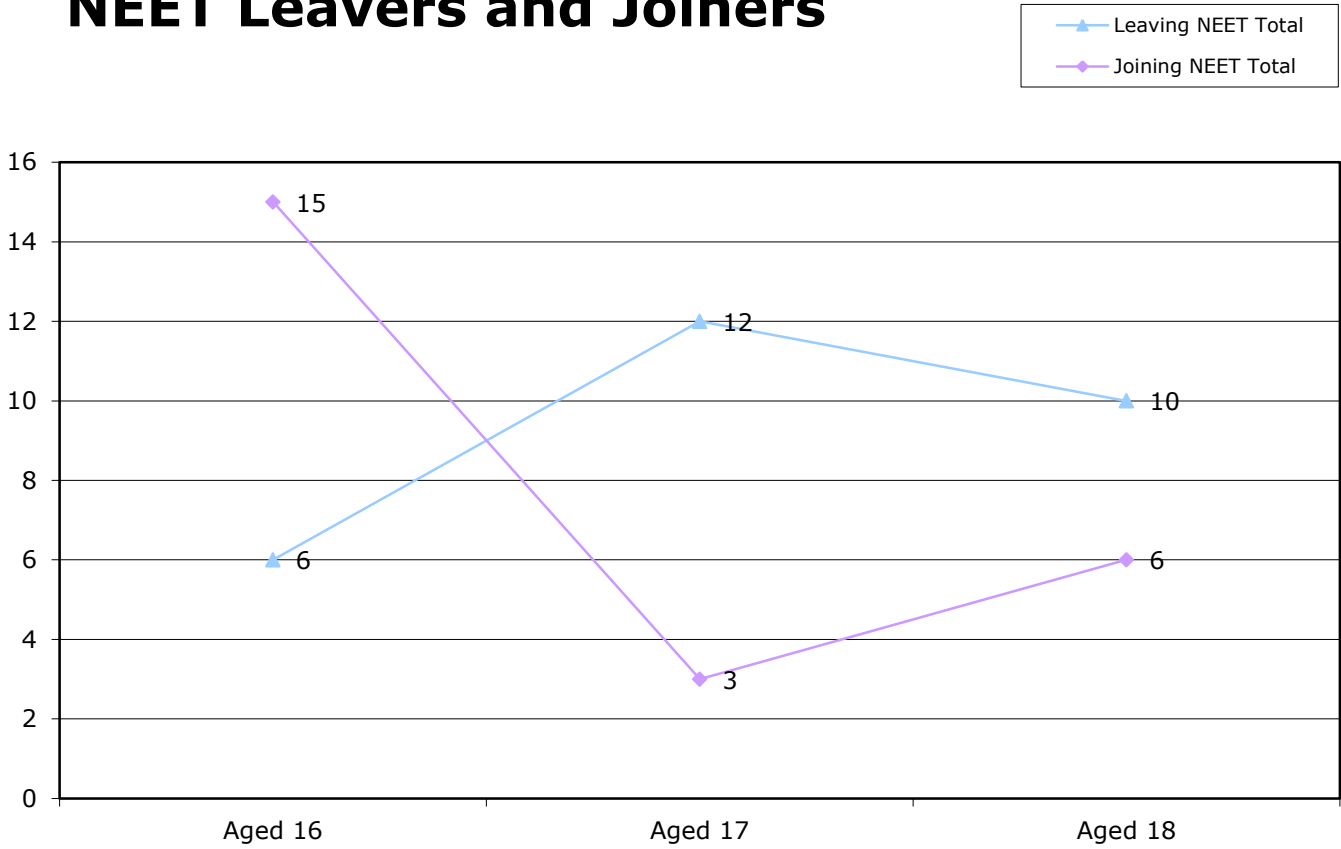
16-18 year old NEET by Vulnerable Group	Oct-14	Sep-14	Aug-14	Jul-14	Jun-14	May-14	Apr-14	Mar-14	Feb-14	Jan-14	Dec-13	Nov-13	Oct-13
Children in Care	9	10	20	17	17	15	19	20	15	16	16	14	11
Caring for own child	16	16	50	45	44	44	44	45	41	40	41	41	31
Asylum seeker	0	0	0	0	0	0	0	0	0	0	1	1	0
Carer not own child	0	1	2	2	3	3	3	3	2	3	3	2	1
Substance Misuse	3	2	5	7	13	13	13	11	10	11	13	11	10
Care Leaver	4	4	2	2	3	2	2	1	1	1	2	2	2
Supervised by YOT	14	11	11	13	14	12	14	13	12	14	20	18	16
Pregnancy	3	13	18	17	17	16	14	14	14	16	18	17	15
Parent not caring for own child	1	1	2	2	2	2	2	2	2	3	3	1	1
SEND (16-18 year olds)	16	18	30	32	29	28	31	29	24	23	23	22	20
SEND (19+ year olds)	96	98	84	84	86	87	96	86	87	86	86	83	84
Total 16-18 NEET with at least one vulnerable group	56	57	109	108	109		109						

16-18 year old Not Knowns by Vulnerable Group	Oct-14	Sep-14	Aug-14	Jul-14	Jun-14	May-14	Apr-14	Mar-14	Feb-14	Jan-14	Dec-13	Nov-13	Oct-13
Children in Care	19	40	7	7	5	4	4	0	0	0	0	0	12
Caring for own child	5	10	1	2	2	2	2	0	0	0	1	1	4
Asylum seeker	3	4	2	2	2	2	3	1	1	1	1	1	2
Carer not own child	1	2	1	0	0	0	1	0	0	0	0	0	1
Substance Misuse	5	14	5	6	9	9	8	2	1	1	1	1	8
Care Leaver	2	2	0	0	0	0	0	0	0	0	0	0	2
Supervised by YOT	8	16	4	3	2	1	0	0	0	0	0	0	4
Pregnancy	3	4	1	1	2	2	1	0	0	0	0	0	4
Parent not caring for own child	2	2	1	1	1	0	0	0	0	0	0	0	0
SEND (16-18 year olds)	55	136	11	9	5	5	10	1	0	0	0	0	27
SEND (19+ year olds)	215	237	177	185	190	195	199	196	199	204	209	209	211
Total not known with at least one vulnerable group	82	194	22	21	21		25						

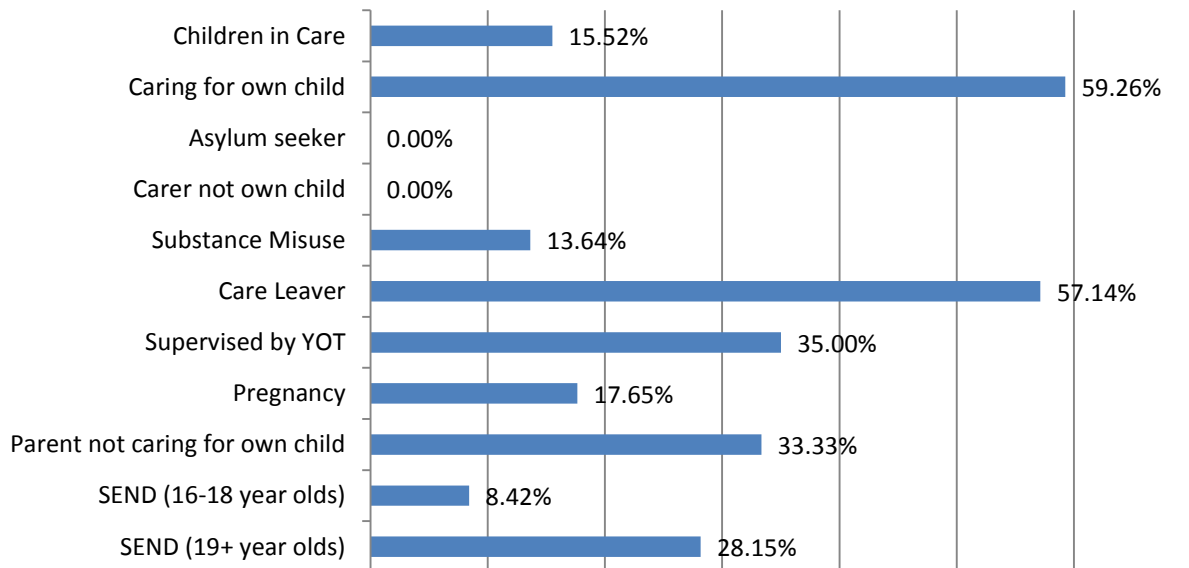
16-18 Year old NEET Leavers & Joiners	Aged 16	Aged 17	Aged 18	16-18 Total	Aged 19
Leaving NEET Total	6	12	10	28	19
Education	3	10	5	18	7
Employment	0	0	2	2	0
Government supported training	2	0	2	4	1
Re-engagement Provision	0	0	0	0	0
NEET in other area	0	1	1	2	0
Custodial Sentence	1	0	0	1	0
Moved Away	0	0	0	0	11
Cannot Be Contacted	0	0	0	0	0
Refused to disclose activity	0	0	0	0	0
Unknown Activity	0	0	0	0	0
Other Reason	0	1	0	1	0
Joining NEET Total	15	3	6	24	1
Education	0	0	0	0	0
Employment	0	0	0	0	0
Government supported training	0	0	0	0	0
Re-engagement Provision	0	0	0	0	0
NEET in other area	0	0	0	0	0
Other (inc custodial sentence)	15	3	6	24	1
Joiners>Leavers	-9	9	4	4	18

16-18 Year Old NEET Labour Market Summary	No	%
Available:		
Working not for reward	0	0.00%
Not yet ready for work or learning	13	12.62%
Start Date agreed	0	0.00%
Seeking EET	90	87.38%
Available Total	103	100%
Unavailable:		
Young carers	0	0.00%
Teenage parents	14	51.85%
Illness	4	14.81%
Pregnancy	8	29.63%
Religious grounds	0	0.00%
Unlikely to be economically active	1	3.70%
Other reason	0	0.00%
Unavailable Total	27	100%

NEET Leavers and Joiners



% of Vulnerable Cohorts who are NEET



Education and Young People's Services Performance Management

NEET Monthly Report - Gravesham

16-18 year old cohort by Vulnerable Group	Oct-14	Sep-14	Aug-14	Jul-14	Jun-14	May-14	Apr-14	Mar-14	Feb-14	Jan-14	Dec-13	Nov-13	Oct-13
Children in Care	42	39	54	55	51	48	49	52	52	52	51	50	49
Caring for own child	14	13	40	39	39	39	39	39	39	38	34	31	29
Asylum seeker	5	5	16	16	15	15	15	15	15	15	15	15	13
Carer not own child	7	6	6	6	7	7	7	7	7	7	7	7	7
Substance Misuse	3	3	8	9	9	10	9	9	9	9	9	9	9
Care Leaver	6	6	5	5	5	5	5	5	5	5	5	5	5
Supervised by YOT	13	12	16	17	17	18	18	20	18	19	32	32	33
Pregnancy	15	14	20	20	18	18	18	17	15	14	17	18	17
Parent not caring for own child	1	1	2	2	2	2	2	2	2	2	2	2	2
SEND (16-18 year olds)	154	137	161	161	148	148	149	150	150	151	152	151	138
SEND (19+ year olds)	296	296	250	252	258	265	297	272	275	279	282	284	285
Total 16-18 cohort with at least one vulnerable group	229	209	286	286	270		268						

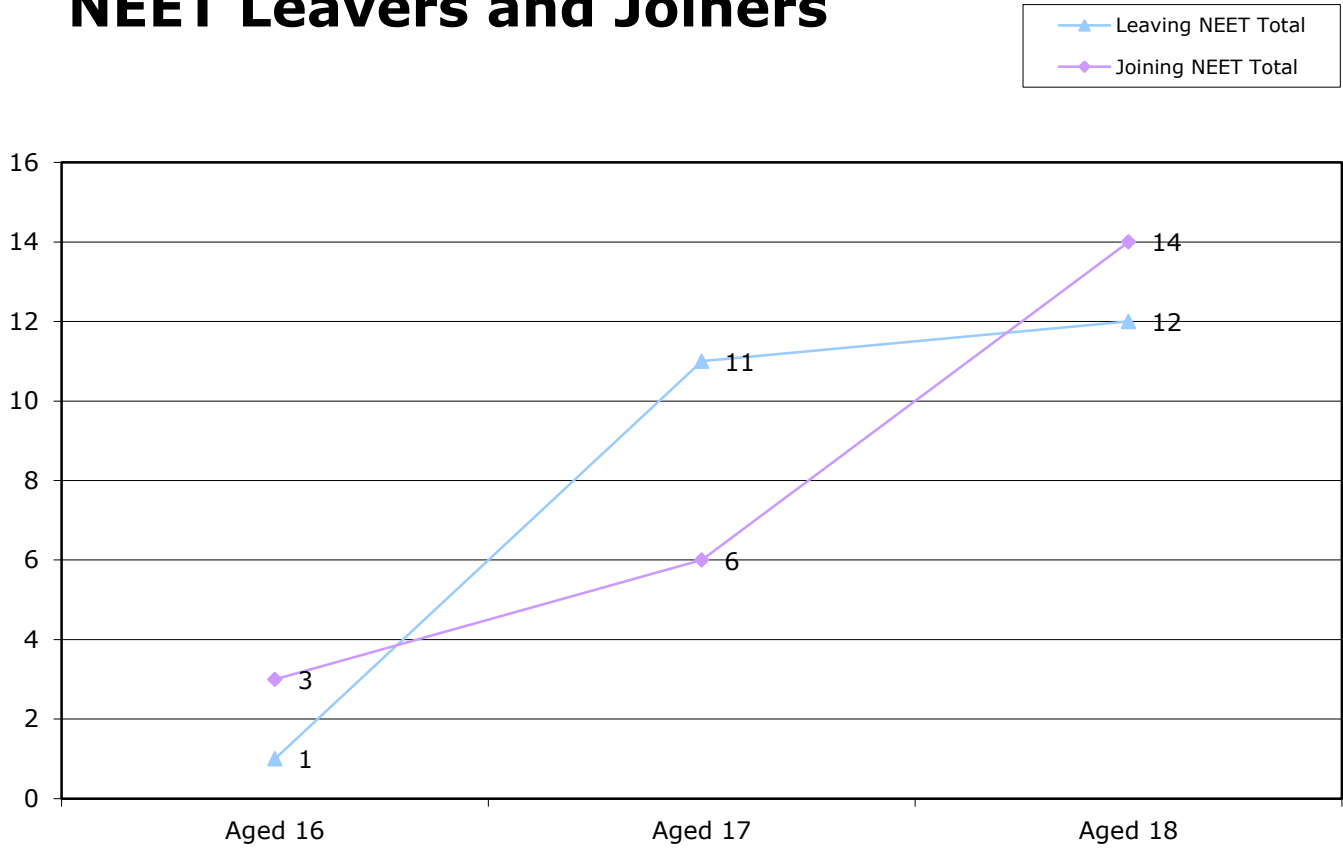
16-18 year old NEET by Vulnerable Group	Oct-14	Sep-14	Aug-14	Jul-14	Jun-14	May-14	Apr-14	Mar-14	Feb-14	Jan-14	Dec-13	Nov-13	Oct-13
Children in Care	8	9	13	14	13	9	10	10	10	10	10	9	8
Caring for own child	7	7	29	28	27	27	27	27	28	26	23	20	21
Asylum seeker	1	1	1	1	0	0	0	0	0	0	0	0	1
Carer not own child	2	1	3	3	3	3	3	3	3	3	3	3	3
Substance Misuse	0	0	2	3	3	3	2	1	1	1	1	1	2
Care Leaver	1	1	0	0	0	1	1	1	0	0	0	0	0
Supervised by YOT	3	2	7	8	9	11	12	12	7	7	10	9	8
Pregnancy	12	12	18	18	16	16	15	14	13	12	15	17	15
Parent not caring for own child	1	1	1	1	1	1	1	1	1	1	1	1	1
SEND (16-18 year olds)	15	15	24	23	21	22	25	25	22	24	18	15	12
SEND (19+ year olds)	65	66	59	57	56	57	65	58	57	58	57	60	60
Total 16-18 NEET with at least one vulnerable group	43	44	84	83	79		79						

16-18 year old Not Knowns by Vulnerable Group	Oct-14	Sep-14	Aug-14	Jul-14	Jun-14	May-14	Apr-14	Mar-14	Feb-14	Jan-14	Dec-13	Nov-13	Oct-13
Children in Care	10	21	5	5	6	7	9	7	6	7	9	10	17
Caring for own child	4	4	2	2	3	5	4	2	3	1	1	2	4
Asylum seeker	4	4	4	4	4	4	5	4	4	4	4	5	6
Carer not own child	1	3	0	0	1	1	1	1	1	1	2	2	3
Substance Misuse	2	3	4	4	3	4	4	4	2	1	2	3	2
Care Leaver	2	3	0	0	0	0	0	0	0	0	0	0	1
Supervised by YOT	4	4	4	4	3	4	2	2	1	1	5	6	10
Pregnancy	0	2	0	0	1	0	0	0	0	0	0	0	2
Parent not caring for own child	0	0	0	0	0	0	0	0	0	0	0	0	0
SEND (16-18 year olds)	24	60	24	24	20	20	25	21	19	21	30	32	58
SEND (19+ year olds)	209	219	169	172	181	183	194	190	192	191	192	193	197
Total not known with at least one vulnerable group	41	88	35	35	34		42						

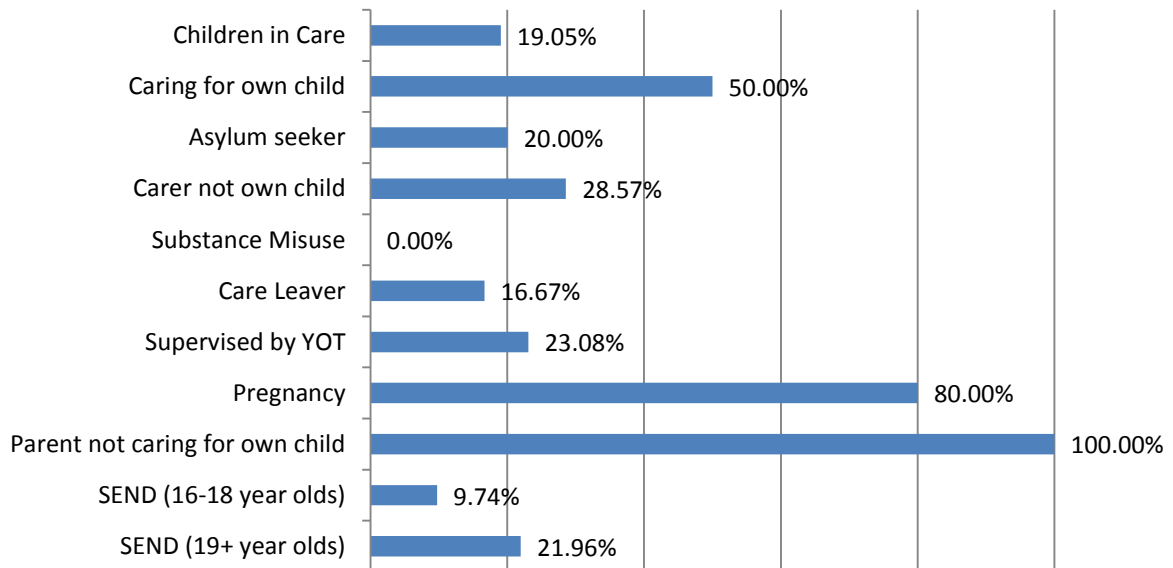
16-18 Year old NEET Leavers & Joiners	Aged 16	Aged 17	Aged 18	16-18 Total	Aged 19
Leaving NEET Total	1	11	12	24	11
Education	0	9	10	19	3
Employment	1	1	2	4	0
Government supported training	0	1	0	1	0
Re-engagement Provision	0	0	0	0	0
NEET in other area	0	0	0	0	0
Custodial Sentence	0	0	0	0	0
Moved Away	0	0	0	0	8
Cannot Be Contacted	0	0	0	0	0
Refused to disclose activity	0	0	0	0	0
Unknown Activity	0	0	0	0	0
Other Reason	0	0	0	0	0
Joining NEET Total	3	6	14	23	0
Education	0	0	0	0	0
Employment	0	1	0	1	0
Government supported training	0	1	0	1	0
Re-engagement Provision	0	0	0	0	0
NEET in other area	0	0	0	0	0
Other (inc custodial sentence)	3	4	14	21	0
Joiners>Leavers	-2	5	-2	1	11

16-18 Year Old NEET Labour Market Summary	No	%
Available:		
Working not for reward	0	0.00%
Not yet ready for work or learning	3	2.86%
Start Date agreed	1	0.95%
Seeking EET	101	96.19%
Available Total	105	100%
Unavailable:		
Young carers	2	6.25%
Teenage parents	7	21.88%
Illness	12	37.50%
Pregnancy	11	34.38%
Religious grounds	0	0.00%
Unlikely to be economically active	0	0.00%
Other reason	0	0.00%
Unavailable Total	32	100%

NEET Leavers and Joiners



% of Vulnerable Cohorts who are NEET



Education and Young People's Services Performance Management

NEET Monthly Report - Maidstone

16-18 year old cohort by Vulnerable Group	Oct-14	Sep-14	Aug-14	Jul-14	Jun-14	May-14	Apr-14	Mar-14	Feb-14	Jan-14	Dec-13	Nov-13	Oct-13
Children in Care	40	37	53	53	52	48	47	44	44	43	41	42	46
Caring for own child	26	25	54	52	48	48	48	48	48	48	46	41	39
Asylum seeker	3	3	10	10	10	10	10	10	11	11	11	10	12
Carer not own child	7	8	10	10	10	10	10	9	9	9	9	9	12
Substance Misuse	8	8	12	14	14	14	14	13	12	11	11	10	9
Care Leaver	7	7	5	5	5	5	5	5	5	5	5	5	2
Supervised by YOT	19	16	14	16	16	17	16	15	17	16	25	24	23
Pregnancy	6	4	12	12	8	8	7	7	7	7	8	9	7
Parent not caring for own child	1	1	1	1	2	2	1	1	1	1	1	2	3
SEND (16-18 year olds)	205	205	229	228	212	212	210	210	210	209	208	207	199
SEND (19+ year olds)	436	436	359	363	370	379	429	385	389	391	393	397	404
Total 16-18 cohort with at least one vulnerable group	299	295	364	362	342		335						

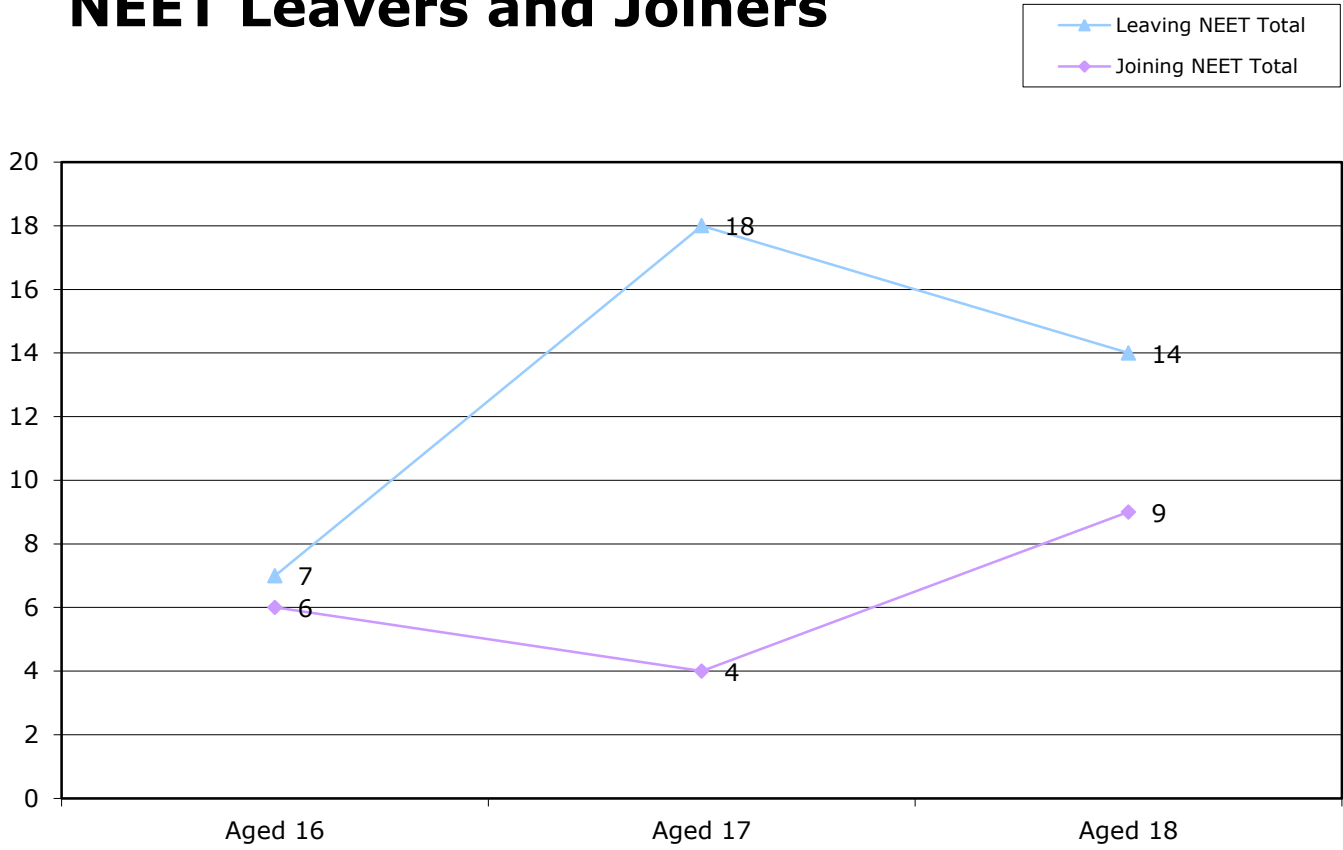
16-18 year old NEET by Vulnerable Group	Oct-14	Sep-14	Aug-14	Jul-14	Jun-14	May-14	Apr-14	Mar-14	Feb-14	Jan-14	Dec-13	Nov-13	Oct-13
Children in Care	6	8	16	16	14	14	14	12	12	13	11	8	8
Caring for own child	17	18	39	39	36	36	36	38	38	38	33	26	25
Asylum seeker	0	0	1	1	1	1	1	1	1	1	1	0	0
Carer not own child	5	6	8	8	5	5	6	6	6	6	6	5	4
Substance Misuse	1	1	4	6	7	7	6	6	5	5	5	4	2
Care Leaver	4	4	1	1	1	1	1	1	1	1	1	1	0
Supervised by YOT	5	2	7	8	8	8	7	6	8	8	10	6	3
Pregnancy	5	4	12	12	8	8	7	7	7	7	8	9	7
Parent not caring for own child	1	1	1	1	2	2	1	1	1	1	0	1	2
SEND (16-18 year olds)	14	15	27	26	23	21	19	19	19	17	16	16	14
SEND (19+ year olds)	95	96	90	90	92	95	99	96	96	95	93	91	92
Total 16-18 NEET with at least one vulnerable group	50	53	94	98	88		83						

16-18 year old Not Knowns by Vulnerable Group	Oct-14	Sep-14	Aug-14	Jul-14	Jun-14	May-14	Apr-14	Mar-14	Feb-14	Jan-14	Dec-13	Nov-13	Oct-13
Children in Care	10	22	7	6	12	8	7	6	4	4	3	10	17
Caring for own child	4	5	4	5	6	6	4	4	3	2	5	7	9
Asylum seeker	2	3	2	1	5	2	2	2	1	1	1	5	7
Carer not own child	0	1	0	0	1	1	0	0	0	0	0	1	3
Substance Misuse	3	4	1	1	3	2	5	2	1	1	0	1	2
Care Leaver	1	1	1	2	2	2	1	0	0	0	0	0	0
Supervised by YOT	8	7	2	4	4	5	2	1	1	1	2	2	5
Pregnancy	0	0	0	0	0	0	0	0	0	0	0	0	0
Parent not caring for own child	0	0	0	0	0	0	0	0	0	0	0	0	0
SEND (16-18 year olds)	41	115	21	22	22	25	25	18	14	15	20	31	55
SEND (19+ year olds)	282	325	225	226	233	250	263	257	257	258	261	246	259
Total not known with at least one vulnerable group	65	148	35	39	50		42						

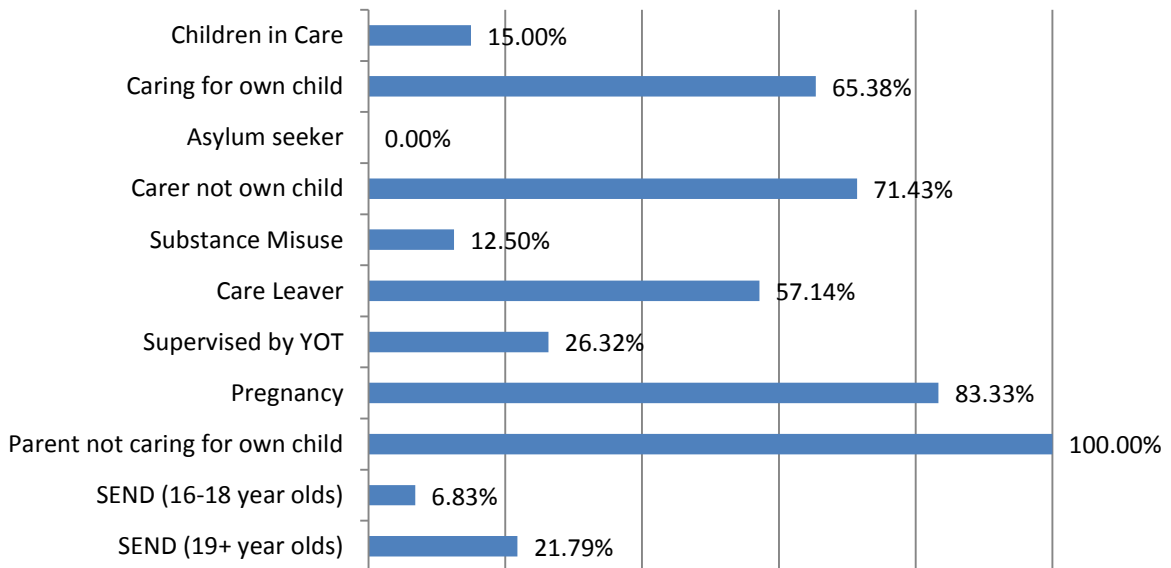
16-18 Year old NEET Leavers & Joiners	Aged 16	Aged 17	Aged 18	16-18 Total	Aged 19
Leaving NEET Total	7	18	14	39	14
Education	6	13	10	29	4
Employment	0	3	2	5	1
Government supported training	1	2	2	5	0
Re-engagement Provision	0	0	0	0	0
NEET in other area	0	0	0	0	0
Custodial Sentence	0	0	0	0	0
Moved Away	0	0	0	0	8
Cannot Be Contacted	0	0	0	0	0
Refused to disclose activity	0	0	0	0	0
Unknown Activity	0	0	0	0	0
Other Reason	0	0	0	0	1
Joining NEET Total	6	4	9	19	2
Education	0	1	0	1	1
Employment	0	0	0	0	0
Government supported training	0	0	0	0	0
Re-engagement Provision	0	0	1	1	0
NEET in other area	0	0	0	0	0
Other (inc custodial sentence)	6	3	8	17	1
Joiners>Leavers	1	14	5	20	12

16-18 Year Old NEET Labour Market Summary	No	%
Available:		
Working not for reward	3	2.00%
Not yet ready for work or learning	16	10.67%
Start Date agreed	5	3.33%
Seeking EET	126	84.00%
Available Total	150	100%
Unavailable:		
Young carers	1	5.56%
Teenage parents	10	55.56%
Illness	4	22.22%
Pregnancy	3	16.67%
Religious grounds	0	0.00%
Unlikely to be economically active	0	0.00%
Other reason	0	0.00%
Unavailable Total	18	100%

NEET Leavers and Joiners



% of Vulnerable Cohorts who are NEET



Education and Young People's Services Performance Management

NEET Monthly Report - Sevenoaks

16-18 year old cohort by Vulnerable Group	Oct-14	Sep-14	Aug-14	Jul-14	Jun-14	May-14	Apr-14	Mar-14	Feb-14	Jan-14	Dec-13	Nov-13	Oct-13
Children in Care	16	18	21	21	19	18	18	18	18	18	18	17	18
Caring for own child	10	10	24	22	23	22	22	21	21	19	18	15	14
Asylum seeker	0	0	0	0	0	0	0	0	0	0	0	0	0
Carer not own child	3	3	5	5	5	5	5	5	4	4	4	5	5
Substance Misuse	6	6	7	7	7	8	8	9	8	8	9	9	8
Care Leaver	0	0	0	0	0	0	0	0	0	0	0	0	0
Supervised by YOT	21	22	11	12	13	14	15	16	15	14	25	22	22
Pregnancy	3	3	6	6	5	5	4	4	4	4	4	5	5
Parent not caring for own child	0	0	0	0	0	0	1	1	1	1	1	0	0
SEND (16-18 year olds)	124	136	127	127	120	119	120	120	120	120	120	116	125
SEND (19+ year olds)	232	233	188	191	195	197	230	203	205	205	210	213	217
Total 16-18 cohort with at least one vulnerable group	166	180	178	178	171		170						

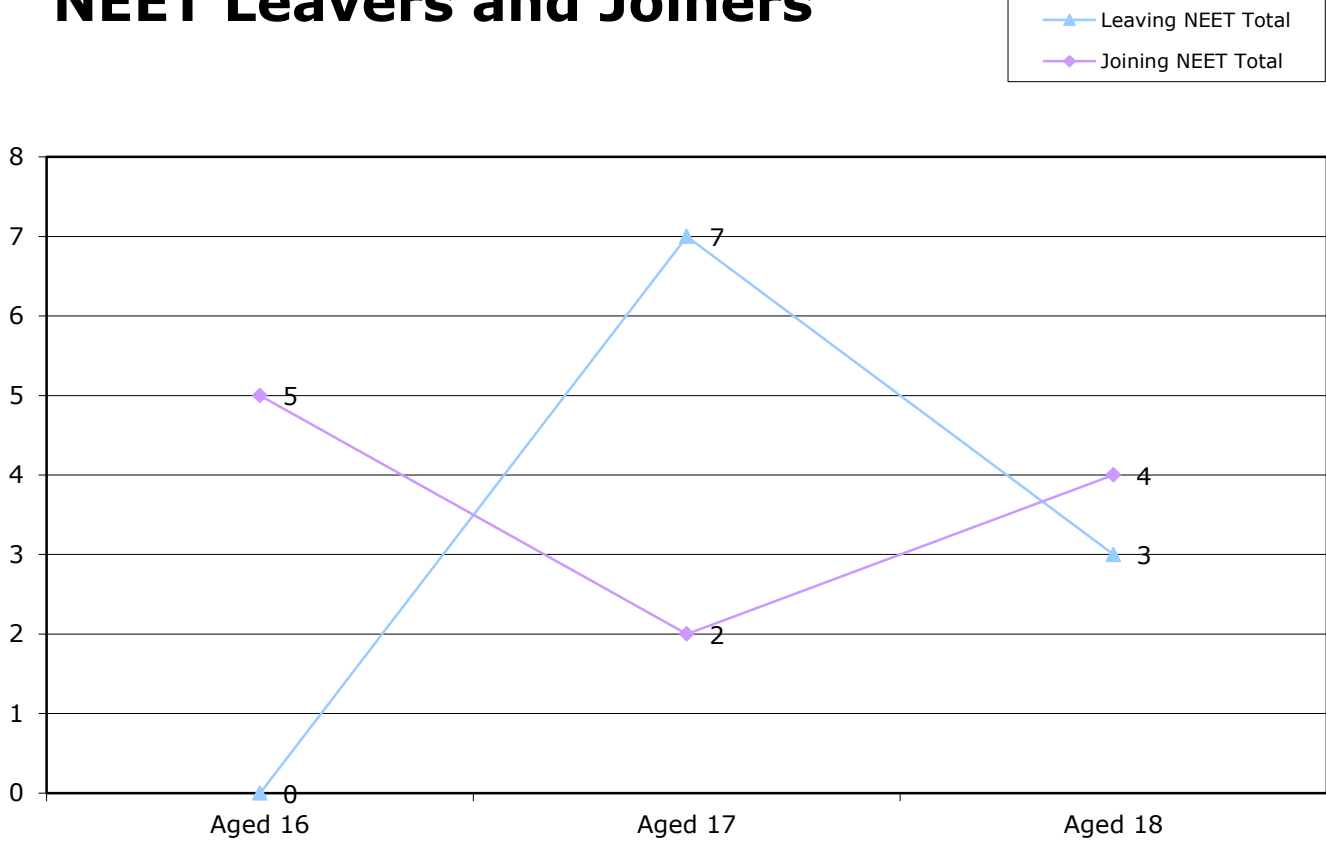
16-18 year old NEET by Vulnerable Group	Oct-14	Sep-14	Aug-14	Jul-14	Jun-14	May-14	Apr-14	Mar-14	Feb-14	Jan-14	Dec-13	Nov-13	Oct-13
Children in Care	1	1	1	1	2	2	2	2	2	2	2	1	1
Caring for own child	6	7	15	15	18	17	18	17	18	16	15	12	12
Asylum seeker	0	0	0	0	0	0	0	0	0	0	0	0	0
Carer not own child	1	1	3	3	3	3	3	3	2	2	2	2	2
Substance Misuse	3	3	2	2	2	2	2	3	1	1	2	2	1
Care Leaver	0	0	0	0	0	0	0	0	0	0	0	0	0
Supervised by YOT	1	1	4	3	3	2	5	6	6	5	8	8	9
Pregnancy	2	3	4	4	3	3	2	2	2	2	2	3	3
Parent not caring for own child	0	0	0	0	0	0	1	1	1	1	1	0	0
SEND (16-18 year olds)	3	4	10	10	8	7	9	9	9	9	11	9	10
SEND (19+ year olds)	30	32	27	26	26	26	28	26	24	24	24	24	22
Total 16-18 NEET with at least one vulnerable group	15	18	31	32	33		34						

16-18 year old Not Knowns by Vulnerable Group	Oct-14	Sep-14	Aug-14	Jul-14	Jun-14	May-14	Apr-14	Mar-14	Feb-14	Jan-14	Dec-13	Nov-13	Oct-13
Children in Care	9	14	0	1	0	0	1	0	0	0	1	3	2
Caring for own child	2	2	1	1	2	2	1	1	1	1	1	1	1
Asylum seeker	0	0	0	0	0	0	0	0	0	0	0	0	0
Carer not own child	1	1	0	0	0	0	0	0	0	0	0	1	1
Substance Misuse	1	0	0	1	1	1	0	0	0	0	0	3	3
Care Leaver	0	0	0	0	0	0	0	0	0	0	0	0	0
Supervised by YOT	7	9	1	3	2	3	3	1	0	0	0	1	3
Pregnancy	0	0	0	0	0	0	0	0	0	0	0	1	1
Parent not caring for own child	0	0	0	0	0	0	0	0	0	0	0	0	0
SEND (16-18 year olds)	30	83	15	16	11	10	9	3	3	3	2	2	6
SEND (19+ year olds)	173	183	115	129	133	134	144	139	142	143	145	147	163
Total not known with at least one vulnerable group	41	99	17	21	15		12						

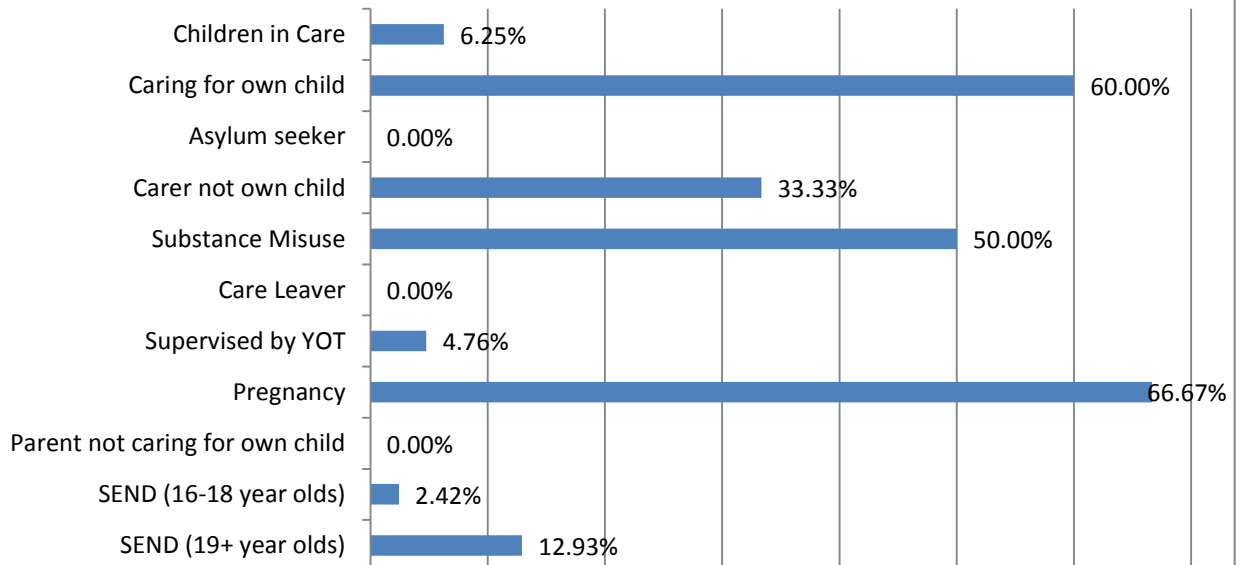
16-18 Year old NEET Leavers & Joiners	Aged 16	Aged 17	Aged 18	16-18 Total	Aged 19
Leaving NEET Total	0	7	3	10	4
Education	0	5	1	6	1
Employment	0	1	2	3	1
Government supported training	0	1	0	1	0
Re-engagement Provision	0	0	0	0	0
NEET in other area	0	0	0	0	0
Custodial Sentence	0	0	0	0	0
Moved Away	0	0	0	0	2
Cannot Be Contacted	0	0	0	0	0
Refused to disclose activity	0	0	0	0	0
Unknown Activity	0	0	0	0	0
Other Reason	0	0	0	0	0
Joining NEET Total	5	2	4	11	0
Education	0	0	0	0	0
Employment	0	0	0	0	0
Government supported training	0	0	0	0	0
Re-engagement Provision	1	1	0	2	0
NEET in other area	0	0	0	0	0
Other (inc custodial sentence)	4	1	4	9	0
Joiners>Leavers	-5	5	-1	-1	4

16-18 Year Old NEET Labour Market Summary	No	%
Available:		
Working not for reward	0	0.00%
Not yet ready for work or learning	2	3.64%
Start Date agreed	0	0.00%
Seeking EET	53	96.36%
Available Total	55	100%
Unavailable:		
Young carers	1	10.00%
Teenage parents	5	50.00%
Illness	3	30.00%
Pregnancy	1	10.00%
Religious grounds	0	0.00%
Unlikely to be economically active	0	0.00%
Other reason	0	0.00%
Unavailable Total	10	100%

NEET Leavers and Joiners



% of Vulnerable Cohorts who are NEET



Education and Young People's Services Performance Management

NEET Monthly Report - Shepway

16-18 year old cohort by Vulnerable Group	Oct-14	Sep-14	Aug-14	Jul-14	Jun-14	May-14	Apr-14	Mar-14	Feb-14	Jan-14	Dec-13	Nov-13	Oct-13
Children in Care	65	68	66	66	59	57	57	57	59	59	58	60	57
Caring for own child	24	24	48	45	44	44	44	44	43	42	41	38	34
Asylum seeker	3	3	8	8	8	8	8	8	8	8	8	8	9
Carer not own child	1	1	4	4	4	4	4	4	4	4	4	4	4
Substance Misuse	16	16	19	24	24	24	24	23	24	25	26	28	26
Care Leaver	13	13	15	14	14	15	15	15	13	13	13	13	13
Supervised by YOT	27	28	7	10	9	14	14	13	15	15	22	23	24
Pregnancy	13	13	23	23	23	21	20	20	16	17	15	16	15
Parent not caring for own child	3	3	4	4	4	4	4	4	4	5	4	3	3
SEND (16-18 year olds)	146	138	160	160	148	148	149	147	148	149	147	144	144
SEND (19+ year olds)	288	288	239	246	246	249	284	252	257	259	262	264	269
Total 16-18 cohort with at least one vulnerable group	269	264	306	309	291		293						

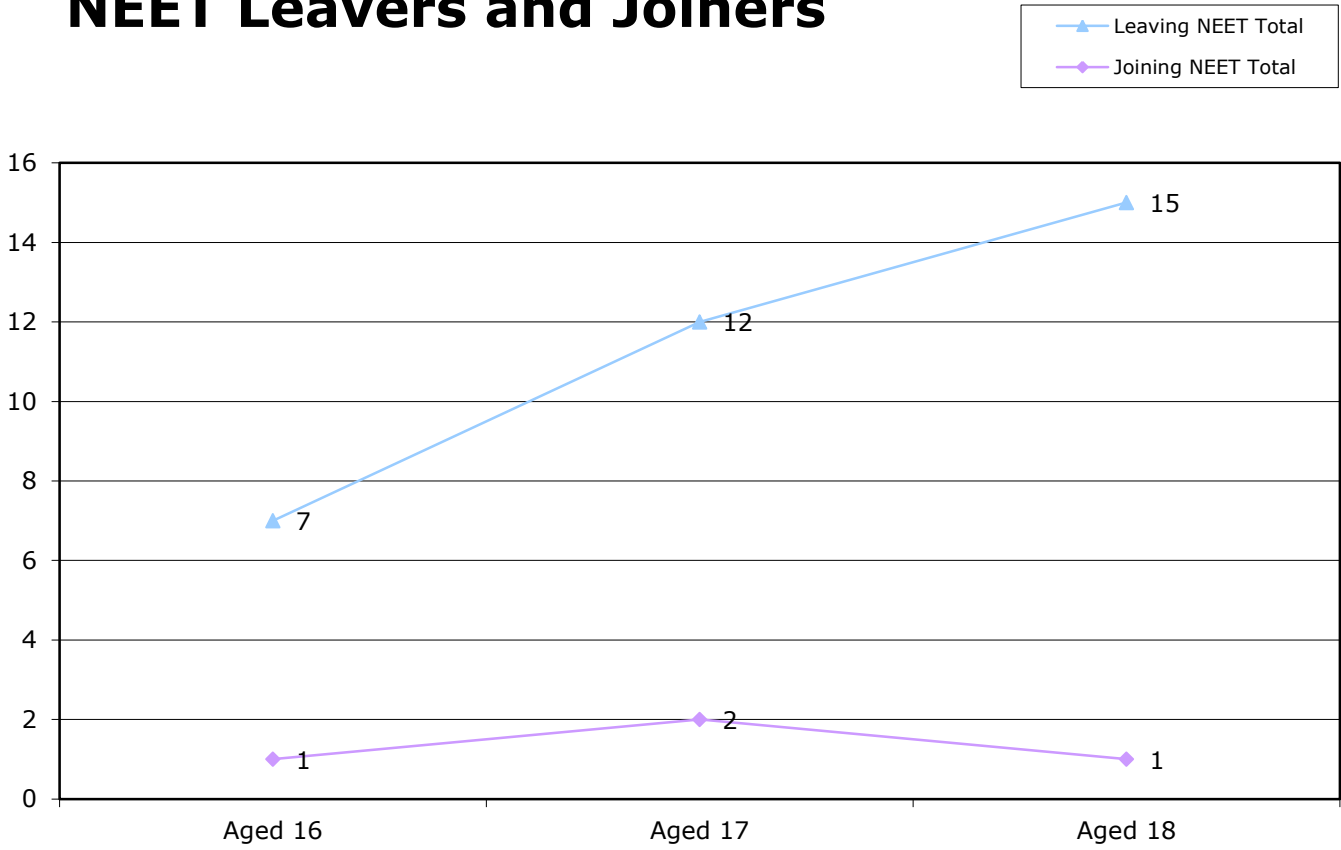
16-18 year old NEET by Vulnerable Group	Oct-14	Sep-14	Aug-14	Jul-14	Jun-14	May-14	Apr-14	Mar-14	Feb-14	Jan-14	Dec-13	Nov-13	Oct-13
Children in Care	11	15	14	15	16	14	15	16	19	17	17	16	14
Caring for own child	9	11	25	27	27	27	26	26	28	29	27	25	21
Asylum seeker	1	1	1	1	1	1	2	3	3	2	2	2	2
Carer not own child	0	0	1	1	1	1	1	1	2	2	2	2	2
Substance Misuse	4	4	5	10	12	12	13	12	11	12	13	14	13
Care Leaver	6	8	8	8	8	8	8	8	5	6	6	6	7
Supervised by YOT	5	7	1	5	4	6	6	5	6	7	10	11	10
Pregnancy	10	10	18	18	18	16	15	15	12	12	10	10	6
Parent not caring for own child	1	2	3	3	2	2	2	2	2	3	1	1	3
SEND (16-18 year olds)	11	15	23	24	21	18	17	18	15	16	16	15	10
SEND (19+ year olds)	75	75	71	50	49	50	56	51	51	52	54	55	63
Total 16-18 NEET with at least one vulnerable group	47	57	82	92	91		87						

16-18 year old Not Knowns by Vulnerable Group	Oct-14	Sep-14	Aug-14	Jul-14	Jun-14	May-14	Apr-14	Mar-14	Feb-14	Jan-14	Dec-13	Nov-13	Oct-13
Children in Care	14	26	8	7	6	7	5	3	3	4	5	6	16
Caring for own child	8	10	4	3	4	1	3	2	1	1	1	1	2
Asylum seeker	2	1	4	5	5	5	4	4	4	4	3	2	3
Carer not own child	0	1	1	1	1	0	0	0	0	0	0	0	1
Substance Misuse	5	8	3	3	4	4	6	1	0	0	1	3	5
Care Leaver	3	3	3	4	5	6	5	4	2	2	2	2	2
Supervised by YOT	5	10	2	3	1	2	2	1	1	1	2	1	4
Pregnancy	1	1	0	0	0	0	1	0	0	0	0	0	2
Parent not caring for own child	0	1	0	1	1	1	0	0	0	0	1	0	0
SEND (16-18 year olds)	28	67	7	8	6	12	11	5	3	3	4	4	14
SEND (19+ year olds)	170	195	111	140	143	144	147	139	144	144	145	142	146
Total not known with at least one vulnerable group	54	114	24	25	27		31						

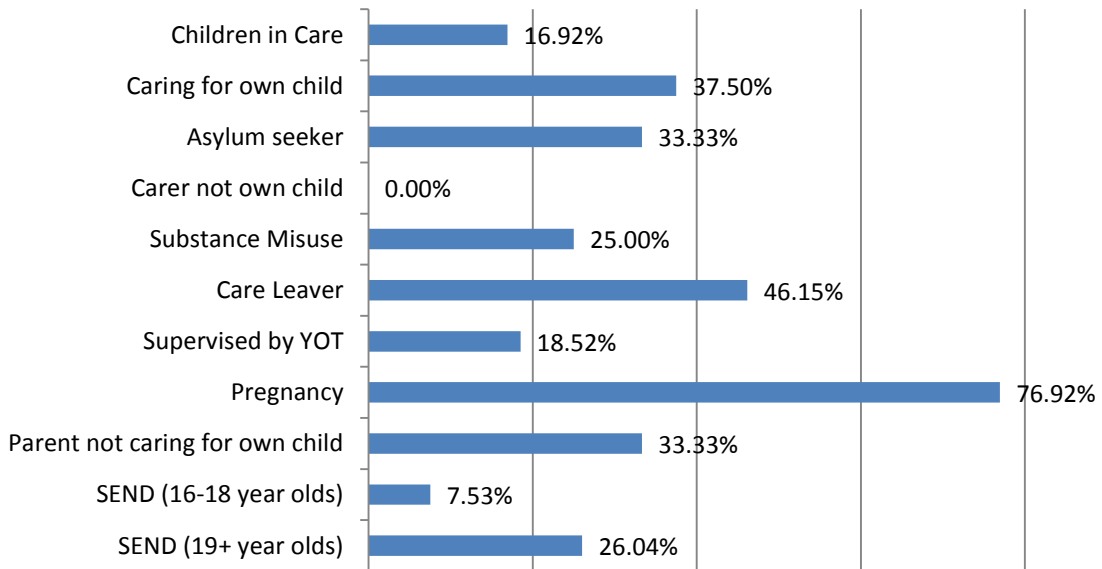
16-18 Year old NEET Leavers & Joiners	Aged 16	Aged 17	Aged 18	16-18 Total	Aged 19
Leaving NEET Total	7	12	15	34	11
Education	5	10	11	26	2
Employment	0	1	0	1	0
Government supported training	2	0	4	6	0
Re-engagement Provision	0	1	0	1	0
NEET in other area	0	0	0	0	0
Custodial Sentence	0	0	0	0	0
Moved Away	0	0	0	0	9
Cannot Be Contacted	0	0	0	0	0
Refused to disclose activity	0	0	0	0	0
Unknown Activity	0	0	0	0	0
Other Reason	0	0	0	0	0
Joining NEET Total	1	2	1	4	1
Education	0	0	0	0	0
Employment	0	0	0	0	0
Government supported training	0	1	0	1	0
Re-engagement Provision	0	1	0	1	0
NEET in other area	0	0	0	0	0
Other (inc custodial sentence)	1	0	1	2	1
Joiners>Leavers	6	10	14	30	10

16-18 Year Old NEET Labour Market Summary	No	%
Available:		
Working not for reward	3	2.73%
Not yet ready for work or learning	9	8.18%
Start Date agreed	2	1.82%
Seeking EET	96	87.27%
Available Total	110	100%
Unavailable:		
Young carers	0	0.00%
Teenage parents	6	26.09%
Illness	8	34.78%
Pregnancy	6	26.09%
Religious grounds	0	0.00%
Unlikely to be economically active	3	13.04%
Other reason	0	0.00%
Unavailable Total	23	100%

NEET Leavers and Joiners



% of Vulnerable Cohorts who are NEET



Education and Young People's Services Performance Management

NEET Monthly Report - Swale

16-18 year old cohort by Vulnerable Group	Oct-14	Sep-14	Aug-14	Jul-14	Jun-14	May-14	Apr-14	Mar-14	Feb-14	Jan-14	Dec-13	Nov-13	Oct-13
Children in Care	90	88	89	90	86	84	83	83	83	83	83	83	85
Caring for own child	31	29	84	79	79	79	79	79	79	77	76	68	58
Asylum seeker	6	6	5	6	6	6	6	6	6	6	7	5	6
Carer not own child	8	7	9	9	9	9	9	9	9	9	10	10	10
Substance Misuse	6	6	6	6	6	6	6	6	6	6	6	6	6
Care Leaver	8	8	8	8	8	8	9	9	7	7	7	7	6
Supervised by YOT	22	18	19	20	21	21	21	22	20	19	26	25	26
Pregnancy	15	17	23	23	22	21	21	21	21	23	21	24	26
Parent not caring for own child	1	1	1	1	1	1	1	1	1	1	1	2	2
SEND (16-18 year olds)	228	215	251	251	235	234	232	230	229	228	231	227	233
SEND (19+ year olds)	431	431	343	348	351	357	422	366	368	372	378	386	392
Total 16-18 cohort with at least one vulnerable group	362	344	444	441	420		416						

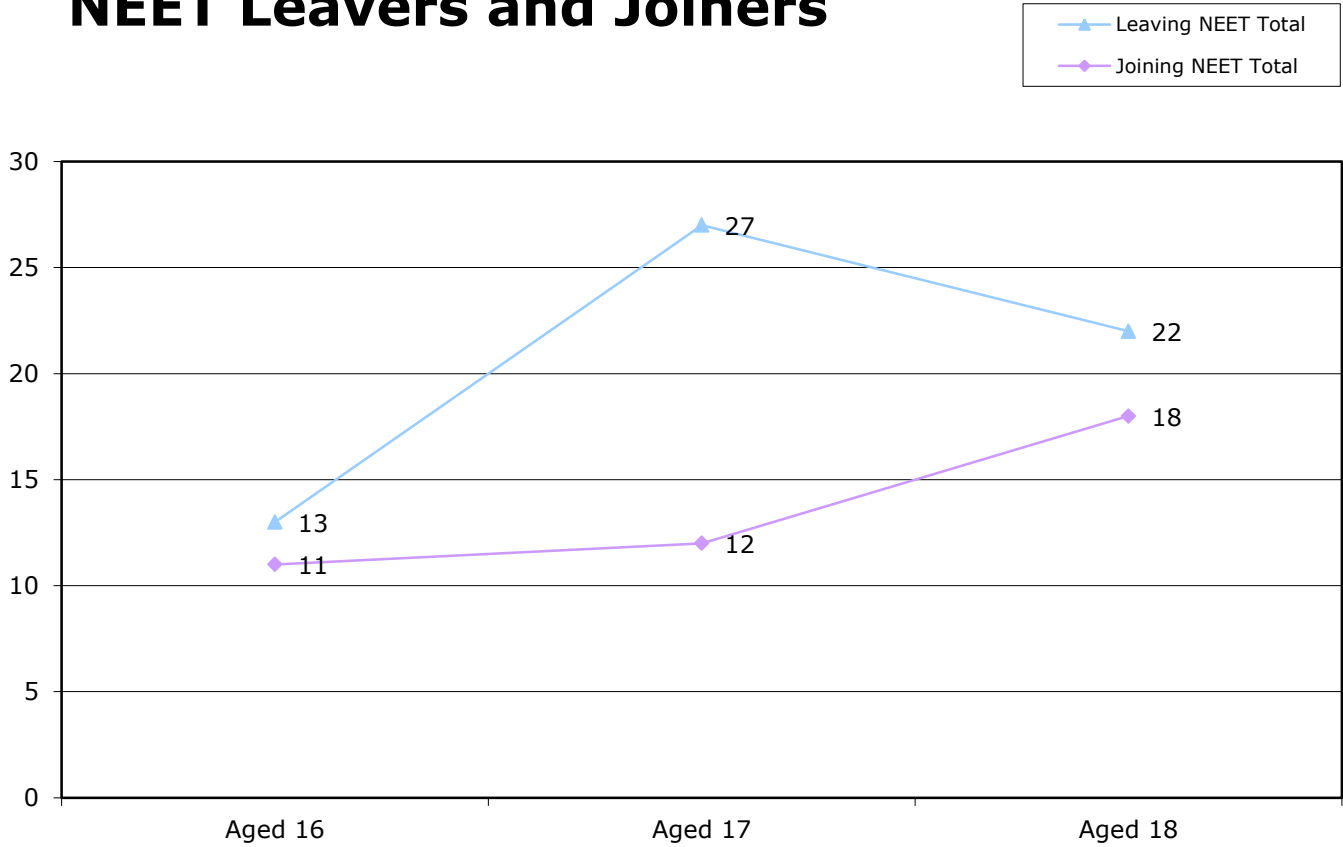
16-18 year old NEET by Vulnerable Group	Oct-14	Sep-14	Aug-14	Jul-14	Jun-14	May-14	Apr-14	Mar-14	Feb-14	Jan-14	Dec-13	Nov-13	Oct-13
Children in Care	7	10	16	15	16	16	14	13	11	11	13	13	12
Caring for own child	27	26	61	60	60	60	60	59	59	59	58	49	40
Asylum seeker	0	1	1	1	1	1	1	1	0	0	1	0	0
Carer not own child	2	2	1	1	1	1	1	1	1	1	2	2	3
Substance Misuse	1	1	1	1	1	1	1	1	1	1	1	1	0
Care Leaver	1	2	4	3	3	3	4	4	3	3	2	2	2
Supervised by YOT	3	1	5	5	7	7	7	7	6	6	10	9	8
Pregnancy	9	11	14	14	12	11	11	11	11	13	11	11	12
Parent not caring for own child	0	0	0	0	0	0	0	0	0	0	0	0	0
SEND (16-18 year olds)	26	25	46	47	39	37	37	36	37	35	30	29	26
SEND (19+ year olds)	109	112	94	94	95	95	108	97	98	99	99	101	104
Total 16-18 NEET with at least one vulnerable group	68	72	133	132	124		120						

16-18 year old Not Knowns by Vulnerable Group	Oct-14	Sep-14	Aug-14	Jul-14	Jun-14	May-14	Apr-14	Mar-14	Feb-14	Jan-14	Dec-13	Nov-13	Oct-13
Children in Care	30	55	7	7	8	5	3	1	1	1	3	7	21
Caring for own child	1	1	7	9	12	10	6	6	5	4	4	5	7
Asylum seeker	0	3	0	0	0	0	0	0	0	0	1	1	2
Carer not own child	1	5	3	2	2	2	2	2	2	1	1	1	2
Substance Misuse	1	4	0	1	1	1	1	0	0	0	0	1	2
Care Leaver	3	3	2	2	2	2	2	1	1	1	1	2	2
Supervised by YOT	9	12	4	3	3	1	1	0	1	0	0	0	2
Pregnancy	2	5	3	3	4	3	3	2	1	1	2	5	6
Parent not caring for own child	0	1	0	0	0	0	0	0	0	0	0	0	0
SEND (16-18 year olds)	45	116	21	20	16	17	15	12	7	5	10	13	42
SEND (19+ year olds)	246	293	190	195	201	216	226	220	221	222	217	217	214
Total not known with at least one vulnerable group	77	178	40	41	44		31						

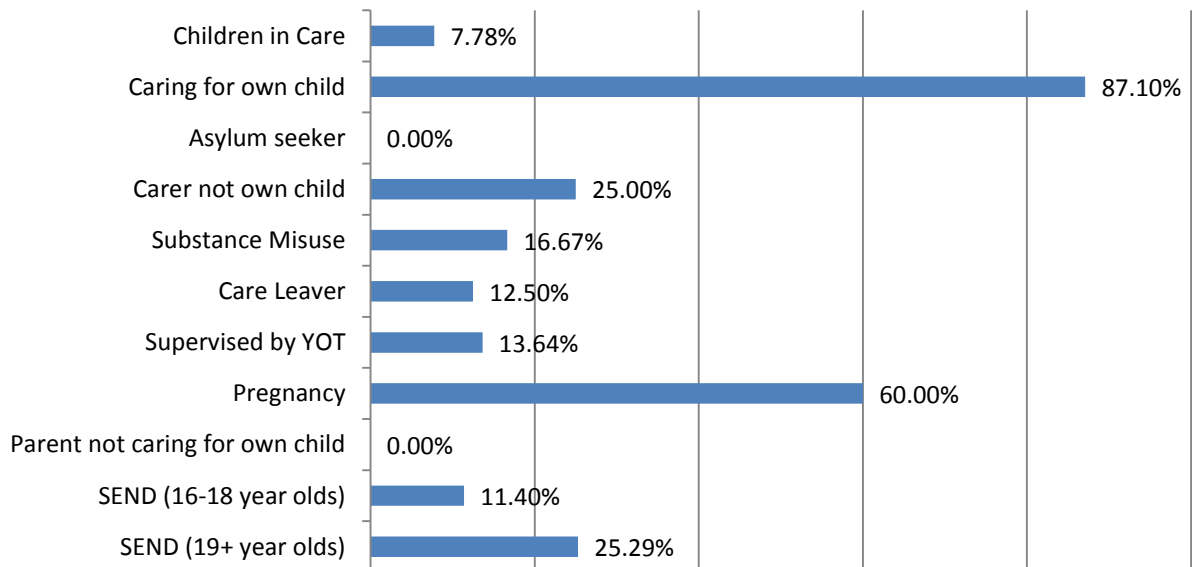
16-18 Year old NEET Leavers & Joiners	Aged 16	Aged 17	Aged 18	16-18 Total	Aged 19
Leaving NEET Total	13	27	22	62	21
Education	11	21	12	44	3
Employment	0	4	5	9	2
Government supported training	2	1	2	5	0
Re-engagement Provision	0	0	0	0	0
NEET in other area	0	0	0	0	0
Custodial Sentence	0	0	0	0	0
Moved Away	0	0	0	0	15
Cannot Be Contacted	0	0	0	0	0
Refused to disclose activity	0	0	0	0	0
Unknown Activity	0	0	0	0	0
Other Reason	0	1	3	4	1
Joining NEET Total	11	12	18	41	2
Education	0	1	0	1	0
Employment	0	0	0	0	0
Government supported training	0	0	0	0	0
Re-engagement Provision	0	2	1	3	0
NEET in other area	0	0	0	0	0
Other (inc custodial sentence)	11	9	17	37	2
Joiners>Leavers	2	15	4	21	19

16-18 Year Old NEET Labour Market Summary	No	%
Available:		
Working not for reward	3	1.73%
Not yet ready for work or learning	11	6.36%
Start Date agreed	11	6.36%
Seeking EET	148	85.55%
Available Total	173	100%
Unavailable:		
Young carers	1	1.96%
Teenage parents	27	52.94%
Illness	18	35.29%
Pregnancy	5	9.80%
Religious grounds	0	0.00%
Unlikely to be economically active	0	0.00%
Other reason	0	0.00%
Unavailable Total	51	100%

NEET Leavers and Joiners



% of Vulnerable Cohorts who are NEET



Education and Young People's Services Performance Management

NEET Monthly Report - Thanet

16-18 year old cohort by Vulnerable Group	Oct-14	Sep-14	Aug-14	Jul-14	Jun-14	May-14	Apr-14	Mar-14	Feb-14	Jan-14	Dec-13	Nov-13	Oct-13
Children in Care	150	144	155	155	152	151	151	150	150	152	154	156	159
Caring for own child	56	55	117	80	79	79	79	78	75	74	71	67	60
Asylum seeker	5	5	5	5	5	5	5	5	5	5	6	7	9
Carer not own child	9	8	9	9	8	8	8	8	8	8	7	7	7
Substance Misuse	9	9	17	18	19	20	20	20	20	18	19	19	20
Care Leaver	16	15	10	10	10	11	11	11	11	10	10	10	11
Supervised by YOT	51	45	25	26	25	31	31	31	30	29	64	67	69
Pregnancy	26	26	29	36	33	34	31	32	33	33	33	34	32
Parent not caring for own child	1	1	3	3	3	3	3	3	3	2	2	2	2
SEND (16-18 year olds)	282	285	309	307	263	266	270	274	275	277	278	275	279
SEND (19+ year olds)	461	461	371	381	390	398	460	416	427	431	438	445	450
Total 16-18 cohort with at least one vulnerable group	510	507	572	543	509		515						

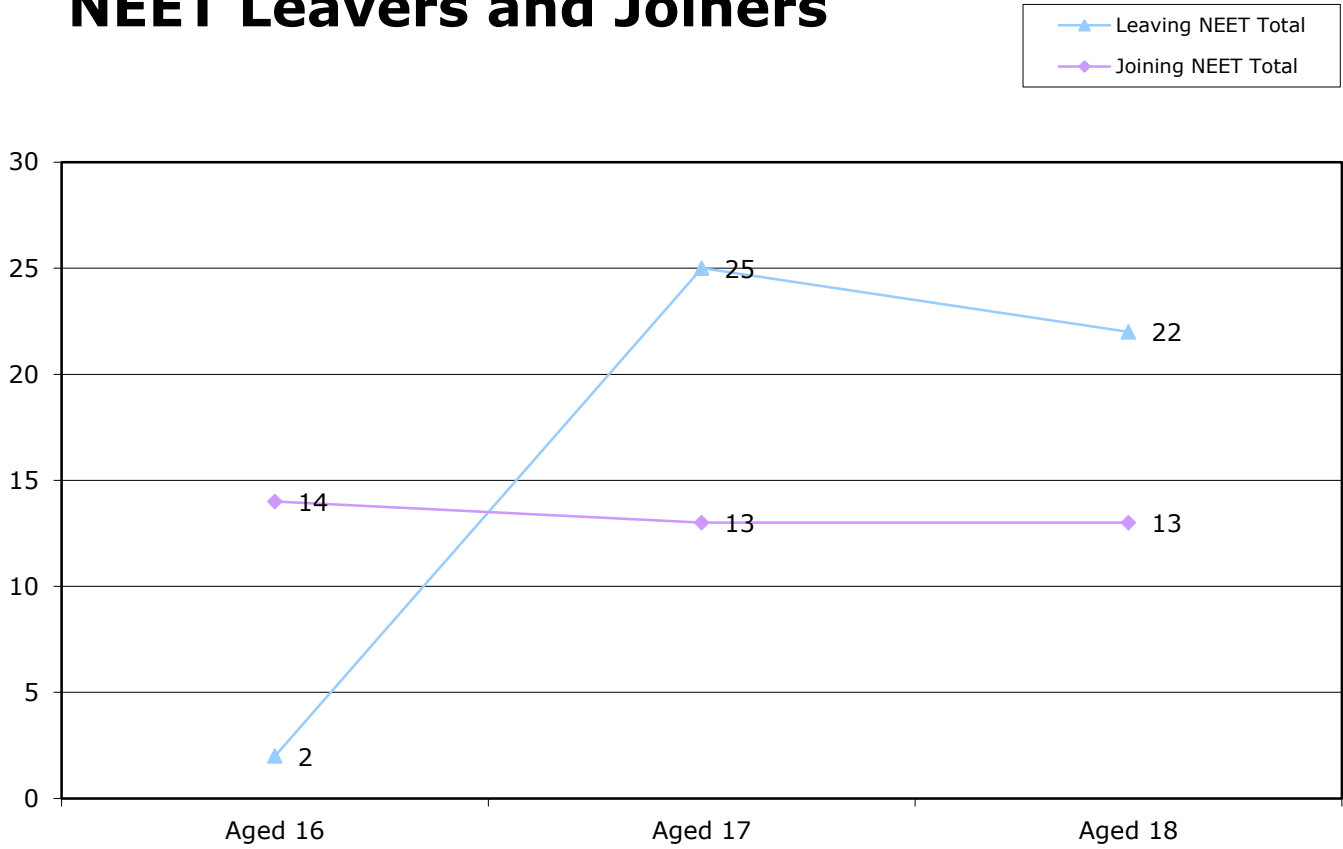
16-18 year old NEET by Vulnerable Group	Oct-14	Sep-14	Aug-14	Jul-14	Jun-14	May-14	Apr-14	Mar-14	Feb-14	Jan-14	Dec-13	Nov-13	Oct-13
Children in Care	15	17	42	41	40	43	46	46	43	42	41	38	36
Caring for own child	27	32	72	58	58	58	58	58	55	59	56	50	41
Asylum seeker	0	0	0	0	0	0	0	0	0	0	0	1	1
Carer not own child	1	2	4	5	4	4	4	4	4	2	1	1	1
Substance Misuse	1	2	6	7	7	7	7	7	7	5	4	3	3
Care Leaver	6	10	7	7	7	8	8	8	8	6	6	6	7
Supervised by YOT	12	8	12	13	13	14	15	15	14	11	20	17	19
Pregnancy	14	16	18	24	22	23	20	21	22	22	22	24	23
Parent not caring for own child	1	0	1	1	1	1	1	1	1	0	0	0	0
SEND (16-18 year olds)	19	19	44	47	36	38	41	44	45	44	38	38	34
SEND (19+ year olds)	126	128	107	109	113	114	124	116	120	122	121	121	117
Total 16-18 NEET with at least one vulnerable group	83	92	161	163	154		161						

16-18 year old Not Knowns by Vulnerable Group	Oct-14	Sep-14	Aug-14	Jul-14	Jun-14	May-14	Apr-14	Mar-14	Feb-14	Jan-14	Dec-13	Nov-13	Oct-13
Children in Care	36	89	14	19	19	13	14	6	6	7	14	24	41
Caring for own child	10	17	6	5	5	3	5	2	2	2	3	5	5
Asylum seeker	4	2	2	2	2	2	1	1	1	1	3	4	6
Carer not own child	2	5	0	0	0	0	0	0	0	0	0	0	0
Substance Misuse	2	6	5	7	7	5	4	3	3	3	7	7	8
Care Leaver	1	1	0	0	0	0	0	0	0	0	0	0	0
Supervised by YOT	15	24	3	4	3	3	3	1	1	1	2	6	9
Pregnancy	2	6	2	2	2	2	2	2	2	2	3	2	3
Parent not caring for own child	0	0	1	1	1	1	2	1	1	1	1	1	1
SEND (16-18 year olds)	67	193	21	21	20	14	18	9	8	8	14	31	62
SEND (19+ year olds)	293	322	197	205	211	214	222	219	225	227	231	245	277
Total not known with at least one vulnerable group	111	295	44	49	48		42						

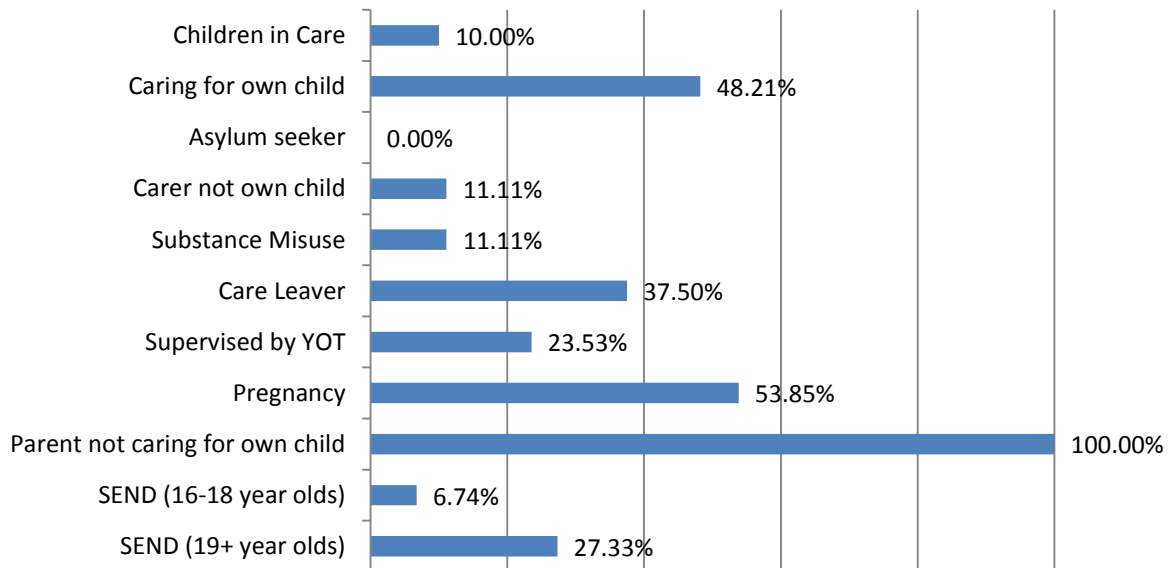
16-18 Year old NEET Leavers & Joiners	Aged 16	Aged 17	Aged 18	16-18 Total	Aged 19
Leaving NEET Total	2	25	22	49	25
Education	1	15	13	29	5
Employment	1	3	5	9	0
Government supported training	0	7	2	9	0
Re-engagement Provision	0	0	0	0	0
NEET in other area	0	0	0	0	0
Custodial Sentence	0	0	1	1	0
Moved Away	0	0	0	0	20
Cannot Be Contacted	0	0	0	0	0
Refused to disclose activity	0	0	0	0	0
Unknown Activity	0	0	0	0	0
Other Reason	0	0	1	1	0
Joining NEET Total	14	13	13	40	3
Education	4	1	0	5	0
Employment	0	2	0	2	0
Government supported training	0	1	0	1	0
Re-engagement Provision	0	0	0	0	0
NEET in other area	0	0	0	0	0
Other (inc custodial sentence)	10	9	13	32	3
Joiners>Leavers	-12	12	9	9	22

16-18 Year Old NEET Labour Market Summary	No	%
Available:		
Working not for reward	1	0.68%
Not yet ready for work or learning	9	6.08%
Start Date agreed	3	2.03%
Seeking EET	135	91.22%
Available Total	148	100%
Unavailable:		
Young carers	0	0.00%
Teenage parents	22	56.41%
Illness	7	17.95%
Pregnancy	9	23.08%
Religious grounds	0	0.00%
Unlikely to be economically active	1	2.56%
Other reason	0	0.00%
Unavailable Total	39	100%

NEET Leavers and Joiners



% of Vulnerable Cohorts who are NEET



Education and Young People's Services Performance Management
NEET Monthly Report - Tonbridge & Malling

16-18 year old cohort by Vulnerable Group	Oct-14	Sep-14	Aug-14	Jul-14	Jun-14	May-14	Apr-14	Mar-14	Feb-14	Jan-14	Dec-13	Nov-13	Oct-13
Children in Care	27	27	26	26	24	23	23	23	24	26	27	28	25
Caring for own child	16	16	37	35	35	35	34	34	32	31	28	25	24
Asylum seeker	0	0	1	1	1	1	1	1	1	1	1	1	1
Carer not own child	9	9	10	10	10	10	10	10	10	10	10	8	6
Substance Misuse	7	7	9	9	10	10	10	10	10	10	10	11	12
Care Leaver	1	1	1	1	1	1	1	1	1	1	1	1	1
Supervised by YOT	16	13	10	10	9	10	10	10	11	12	18	17	19
Pregnancy	10	10	11	12	11	10	11	11	14	11	12	11	7
Parent not caring for own child	0	0	2	2	2	2	2	2	2	2	2	2	2
SEND (16-18 year olds)	142	140	156	156	140	140	142	142	142	144	145	146	147
SEND (19+ year olds)	275	275	225	229	232	237	272	245	247	247	251	255	257
Total 16-18 cohort with at least one vulnerable group	208	202	239	238	222		223						

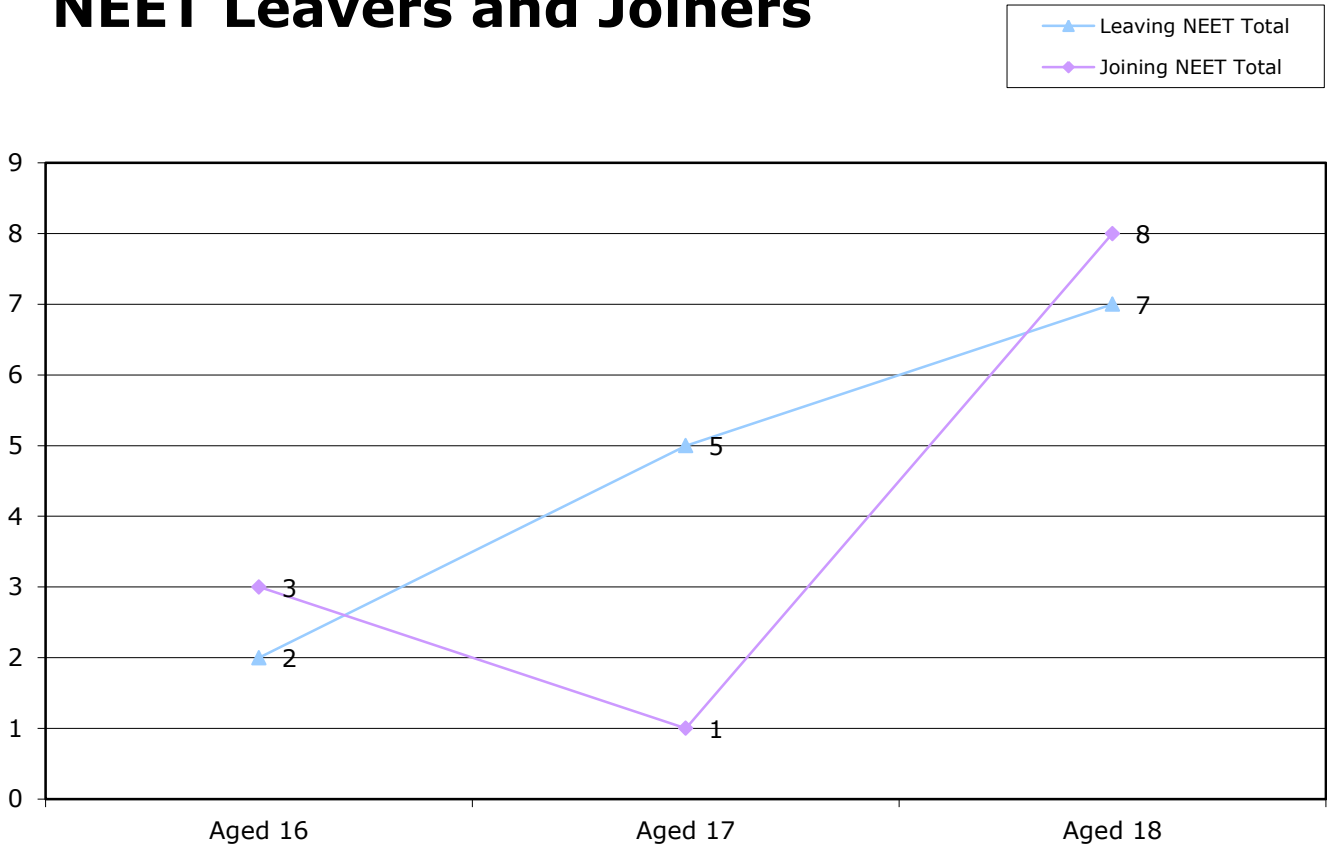
16-18 year old NEET by Vulnerable Group	Oct-14	Sep-14	Aug-14	Jul-14	Jun-14	May-14	Apr-14	Mar-14	Feb-14	Jan-14	Dec-13	Nov-13	Oct-13
Children in Care	0	0	4	3	4	3	3	3	4	4	3	5	2
Caring for own child	12	13	28	26	26	26	25	25	23	24	21	18	18
Asylum seeker	0	0	1	1	1	1	1	1	1	1	1	1	0
Carer not own child	2	2	2	2	2	2	2	2	2	2	3	1	1
Substance Misuse	0	0	1	1	2	2	2	3	3	3	3	3	3
Care Leaver	0	0	1	1	1	1	1	1	1	1	1	1	1
Supervised by YOT	3	3	5	4	4	5	5	5	4	4	5	3	3
Pregnancy	7	7	8	9	8	7	7	7	10	8	9	7	5
Parent not caring for own child	0	0	2	2	2	2	2	2	2	2	2	2	2
SEND (16-18 year olds)	6	6	13	15	12	12	12	12	12	12	11	13	10
SEND (19+ year olds)	50	50	46	46	47	49	51	50	50	51	52	52	50
Total 16-18 NEET with at least one vulnerable group	27	28	56	57	56		54						

16-18 year old Not Knowns by Vulnerable Group	Oct-14	Sep-14	Aug-14	Jul-14	Jun-14	May-14	Apr-14	Mar-14	Feb-14	Jan-14	Dec-13	Nov-13	Oct-13
Children in Care	9	20	6	5	5	4	4	4	4	4	5	7	10
Caring for own child	1	2	3	3	3	3	3	3	1	1	1	1	1
Asylum seeker	0	0	0	0	0	0	0	0	0	0	0	0	1
Carer not own child	1	5	0	0	0	0	0	0	0	1	1	2	2
Substance Misuse	4	5	2	2	2	2	1	1	1	1	1	1	1
Care Leaver	1	1	0	0	0	0	0	0	0	0	0	0	0
Supervised by YOT	3	7	1	2	2	2	0	0	0	0	5	5	8
Pregnancy	1	2	1	1	1	1	1	1	1	1	0	0	1
Parent not caring for own child	0	2	0	0	0	0	0	0	0	0	0	0	0
SEND (16-18 year olds)	35	98	27	27	27	25	30	21	23	27	26	33	46
SEND (19+ year olds)	196	221	148	153	155	158	184	165	166	166	167	169	173
Total not known with at least one vulnerable group	49	128	33	33	35		35						

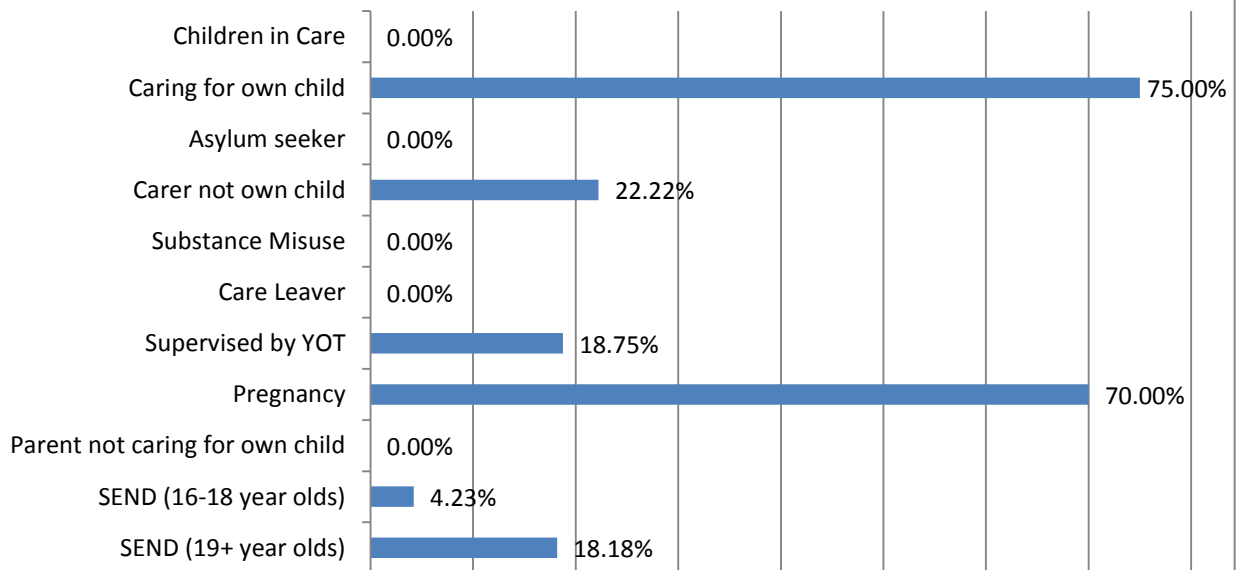
16-18 Year old NEET Leavers & Joiners	Aged 16	Aged 17	Aged 18	16-18 Total	Aged 19
Leaving NEET Total	2	5	7	14	10
Education	1	3	6	10	0
Employment	1	2	1	4	0
Government supported training	0	0	0	0	0
Re-engagement Provision	0	0	0	0	0
NEET in other area	0	0	0	0	0
Custodial Sentence	0	0	0	0	0
Moved Away	0	0	0	0	10
Cannot Be Contacted	0	0	0	0	0
Refused to disclose activity	0	0	0	0	0
Unknown Activity	0	0	0	0	0
Other Reason	0	0	0	0	0
Joining NEET Total	3	1	8	12	0
Education	0	0	0	0	0
Employment	0	1	1	2	0
Government supported training	1	0	0	1	0
Re-engagement Provision	0	0	0	0	0
NEET in other area	0	0	0	0	0
Other (inc custodial sentence)	2	0	7	9	0
Joiners>Leavers	-1	4	-1	2	10

16-18 Year Old NEET Labour Market Summary	No	%
Available:		
Working not for reward	3	3.85%
Not yet ready for work or learning	4	5.13%
Start Date agreed	3	3.85%
Seeking EET	68	87.18%
Available Total	78	100%
Unavailable:		
Young carers	0	0.00%
Teenage parents	11	50.00%
Illness	7	31.82%
Pregnancy	3	13.64%
Religious grounds	0	0.00%
Unlikely to be economically active	1	4.55%
Other reason	0	0.00%
Unavailable Total	22	100%

NEET Leavers and Joiners



% of Vulnerable Cohorts who are NEET



Education and Young People's Services Performance Management

NEET Monthly Report - Tunbridge Wells

16-18 year old cohort by Vulnerable Group	Oct-14	Sep-14	Aug-14	Jul-14	Jun-14	May-14	Apr-14	Mar-14	Feb-14	Jan-14	Dec-13	Nov-13	Oct-13
Children in Care	20	20	23	23	22	22	22	22	22	21	21	20	21
Caring for own child	8	8	30	30	30	30	30	29	25	25	25	24	24
Asylum seeker	4	4	5	5	5	5	5	5	5	5	5	6	6
Carer not own child	6	6	4	4	4	5	5	5	5	5	5	5	5
Substance Misuse	4	4	7	7	7	7	7	7	8	8	8	8	12
Care Leaver	5	5	1	1	1	1	0	0	0	0	0	0	0
Supervised by YOT	20	12	5	6	6	6	8	8	8	7	10	10	10
Pregnancy	9	9	11	12	11	11	11	11	14	13	13	11	11
Parent not caring for own child	2	2	2	2	2	2	2	2	1	1	1	1	1
SEND (16-18 year olds)	141	148	149	149	139	141	143	143	143	144	144	142	141
SEND (19+ year olds)	227	226	185	188	189	191	224	197	199	202	205	207	212
Total 16-18 cohort with at least one vulnerable group	194	194	214	214	204		208						

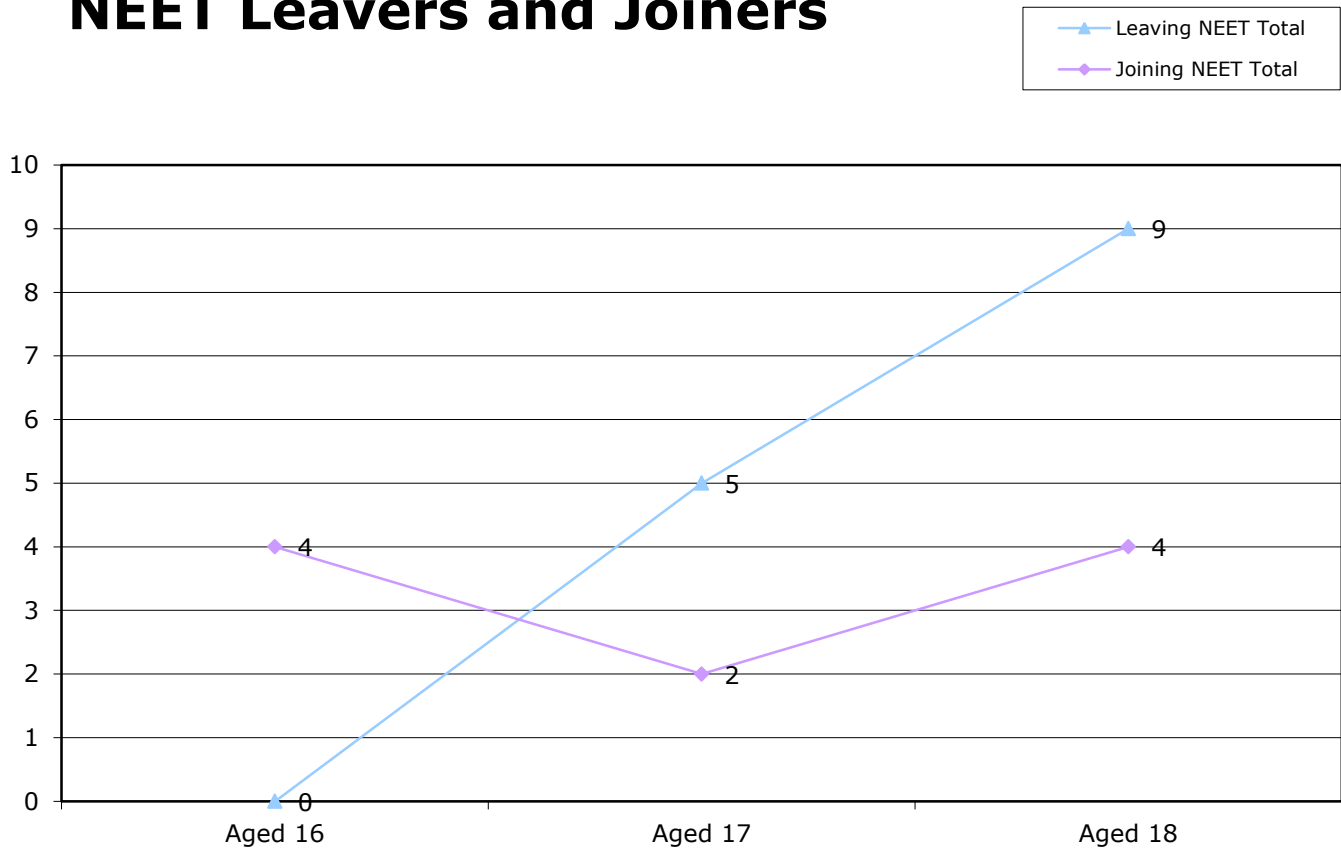
16-18 year old NEET by Vulnerable Group	Oct-14	Sep-14	Aug-14	Jul-14	Jun-14	May-14	Apr-14	Mar-14	Feb-14	Jan-14	Dec-13	Nov-13	Oct-13
Children in Care	0	2	6	4	6	6	6	5	5	5	4	3	2
Caring for own child	6	7	21	21	22	23	23	22	19	19	19	19	17
Asylum seeker	0	0	0	0	0	0	0	0	0	0	0	0	0
Carer not own child	1	0	0	0	0	0	0	0	0	0	0	0	0
Substance Misuse	0	1	2	1	2	2	2	1	3	4	3	3	2
Care Leaver	3	4	1	1	1	1	0	0	0	0	0	0	0
Supervised by YOT	1	2	3	2	3	3	2	2	2	3	3	3	2
Pregnancy	6	6	6	6	5	5	5	5	7	7	8	6	7
Parent not caring for own child	0	1	1	0	1	1	1	0	0	0	0	0	0
SEND (16-18 year olds)	5	5	10	12	9	11	12	12	13	12	15	11	12
SEND (19+ year olds)	30	30	27	23	22	23	28	24	24	25	26	26	27
Total 16-18 NEET with at least one vulnerable group	20	23	41	41	41		42						

16-18 year old Not Knowns by Vulnerable Group	Oct-14	Sep-14	Aug-14	Jul-14	Jun-14	May-14	Apr-14	Mar-14	Feb-14	Jan-14	Dec-13	Nov-13	Oct-13
Children in Care	8	17	2	2	2	2	2	0	0	0	1	2	8
Caring for own child	0	1	1	1	1	2	3	2	2	1	1	1	2
Asylum seeker	0	3	1	1	1	1	1	0	0	0	0	0	3
Carer not own child	2	5	0	0	1	2	1	0	0	0	0	0	0
Substance Misuse	2	3	0	0	0	0	0	0	0	0	1	1	6
Care Leaver	1	1	0	0	0	0	0	0	0	0	0	0	0
Supervised by YOT	6	10	0	1	1	1	1	1	0	0	1	1	2
Pregnancy	2	2	0	0	2	2	2	1	0	0	0	0	0
Parent not caring for own child	0	1	0	0	0	0	0	0	0	0	0	0	0
SEND (16-18 year olds)	39	114	16	16	14	12	16	6	3	2	2	8	27
SEND (19+ year olds)	156	172	101	127	131	130	141	128	125	125	125	113	125
Total not known with at least one vulnerable group	51	139	18	18	19		23						

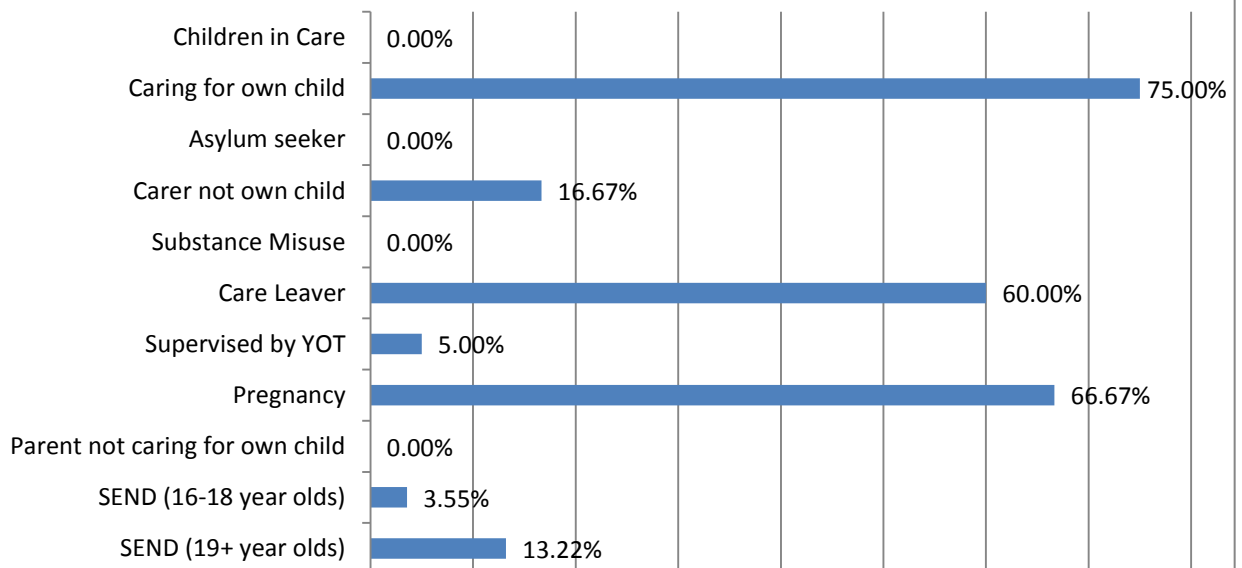
16-18 Year old NEET Leavers & Joiners	Aged 16	Aged 17	Aged 18	16-18 Total	Aged 19
Leaving NEET Total	0	5	9	14	6
Education	0	2	3	5	2
Employment	0	3	6	9	0
Government supported training	0	0	0	0	0
Re-engagement Provision	0	0	0	0	0
NEET in other area	0	0	0	0	0
Custodial Sentence	0	0	0	0	0
Moved Away	0	0	0	0	4
Cannot Be Contacted	0	0	0	0	0
Refused to disclose activity	0	0	0	0	0
Unknown Activity	0	0	0	0	0
Other Reason	0	0	0	0	0
Joining NEET Total	4	2	4	10	0
Education	0	0	0	0	0
Employment	1	0	0	1	0
Government supported training	0	0	0	0	0
Re-engagement Provision	0	0	1	1	0
NEET in other area	0	0	0	0	0
Other (inc custodial sentence)	3	2	3	8	0
Joiners>Leavers	-4	3	5	4	6

16-18 Year Old NEET Labour Market Summary	No	%
Available:		
Working not for reward	1	1.59%
Not yet ready for work or learning	9	14.29%
Start Date agreed	1	1.59%
Seeking EET	52	82.54%
Available Total	63	100%
Unavailable:		
Young carers	0	0.00%
Teenage parents	5	50.00%
Illness	2	20.00%
Pregnancy	3	30.00%
Religious grounds	0	0.00%
Unlikely to be economically active	0	0.00%
Other reason	0	0.00%
Unavailable Total	10	100%

NEET Leavers and Joiners



% of Vulnerable Cohorts who are NEET

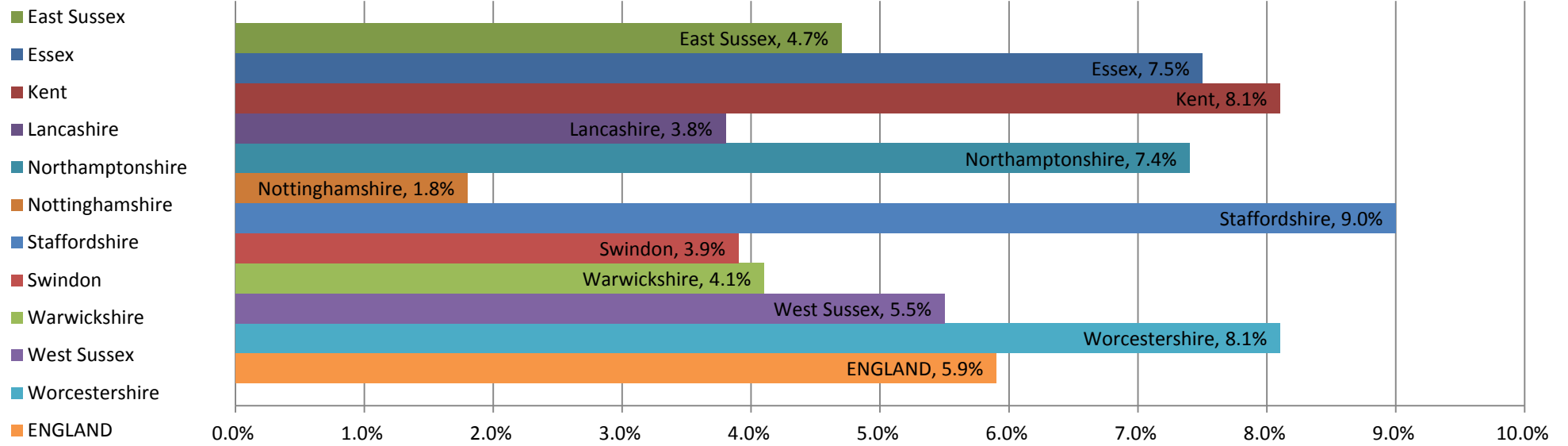


Education and Young People's Services Performance Management
Kent/National/Statistical Neighbours
AS AT 30th September 2014

	NEET		Not known		In learning	
	% Academic Age16-18s NEET	% change over last 12 months	% Academic Age16-18s NK	% change over last 12 months	% Academic Age16-18s in learning	% change over last 12 months
ENGLAND	5.9%	-11.9%	42.2%	-1.6%	52.7%	3.6%

Name	NEET Ranked Position	Academic Age16-18 (Y12-Y14) NEET %	Y12 NEET%	Y13 NEET%	Y14 NEET%	N/K Ranked Position	Academic Age 16 - 18 (Y12-Y14) NK %	Y12 NK%	Y13 NK%	Y14 NK%	Academic Age 16 - 18 (Y12-14) In Learning %	Y12 In Learning %	Y13 In Learning %	Y14 In Learning %
Kent	9	8.1%	1.4%	7.2%	21.9%	9	58.7%	48.6%	49.2%	78.9%	36.0%	50.4%	45.8%	11.2%
East Sussex	5	4.7%	2.3%	4.2%	9.1%	4	18.1%	8.3%	13.4%	33.9%	74.8%	88.6%	80.8%	53.3%
Essex	8	7.5%	5.8%	7.2%	9.8%	8	53.3%	53.5%	36.5%	70.1%	40.4%	44.5%	56.2%	20.3%
Lancashire	2	3.8%	1.0%	3.8%	6.3%	1	10.2%	13.4%	6.6%	11.0%	85.4%	85.5%	89.2%	81.6%
Northamptonshire	7	7.4%	1.4%	8.2%	10.9%	7	47.9%	28.7%	47.3%	68.2%	45.7%	69.9%	45.7%	20.8%
Nottinghamshire	1	1.8%	0.7%	1.5%	3.0%	2	14.3%	21.5%	8.8%	12.8%	84.0%	77.9%	89.5%	84.3%
Staffordshire	11	9.0%	8.8%	7.0%	14.1%	6	37.6%	25.8%	19.3%	68.6%	54.4%	67.0%	72.8%	22.3%
Swindon	3	3.9%	0.3%	2.8%	10.3%	3	17.5%	5.7%	11.7%	35.0%	78.3%	94.0%	85.2%	55.8%
Warwickshire	4	4.1%	0.9%	3.6%	12.8%	5	32.9%	19.6%	11.9%	67.3%	62.6%	79.4%	83.8%	24.7%
West Sussex	6	5.5%	0.3%	6.2%	12.4%	11	66.6%	59.2%	64.2%	76.4%	31.0%	40.7%	33.2%	19.0%
Worcestershire	9	8.1%	11.5%	4.6%	16.3%	10	63.8%	88.3%	29.3%	75.0%	30.7%	10.1%	65.3%	15.5%
Mean Indicator for Statistical neighbours		5.6%	3.3%	4.9%	10.5%		36.2%	32.4%	24.9%	51.8%	58.7%	65.8%	70.2%	39.8%

Statistical Neighbours NEETs September 2014



Statistical Neighbours Not Knowns September 2014

