

Education and Young People's Services

Young People Not in Education, Employment or Training (NEET)

Monthly Report - June 2015

Produced by: Management Information Unit, KCC

Publication Date: 13th July 2015

The figures are based on the monthly submission made to DfE via NCCIS for Kent County Council . Academic age is the age of the young person on 31st August (i.e.: prior to the start of the academic year). The figures include all 16 -18 year olds based on academic age with a Kent County Council area postcode as their primary address.



Executive Summary

NEETs as a percentage of the 16-18 academic age group (Year 12, 13 and 14)

The NEET percentage includes an adjustment factor which assumes that 8% of currency expired not knowns are assumed to be NEET.

Apr-14	6.05	Apr-15	6.00
May-14	6.12	May-15	6.08
Jun-14	6.28	Jun-15	6.10

Not Knowns as a percentage of the 16-18 academic age group (Year 12, 13 and 14)

Apr-14	8.67	Apr-15	9.74
May-14	10.20	May-15	9.61
Jun-14	11.72	Jun-15	9.24

16-18 year old NEET by Vulnerable Group	Jun-15	May-15	Apr-15	Mar-15	Feb-15	Jan-15	Dec-14	Nov-14	Oct-14	Sep-14	Aug-14	Jul-14	Jun-14
Children in Care	121	116	114	107	98	97	94	91	78	98	165	159	159
Caring for own child	281	267	253	237	230	224	187	175	154	165	408	385	383
Asylum seeker	4	4	4	4	4	4	5	5	2	3	5	5	4
Carer not own child	32	31	30	28	25	23	21	18	17	18	29	30	28
Substance Misuse	16	16	14	14	11	14	12	19	15	18	32	47	60
Care Leaver	38	38	38	38	37	33	31	28	31	41	31	30	31
Supervised by YOT	87	89	83	83	77	75	85	75	57	47	63	71	77
Pregnancy	171	164	153	148	136	130	112	96	93	94	143	148	135
Parent not caring for own child	7	7	7	7	8	9	7	5	6	7	12	11	12
SEND (16-18 year olds)	194	198	191	193	174	168	166	154	147	157	295	305	256
SEND (19+ year olds)	849	841	836	837	833	834	830	826	841	858	748	725	735
Total 16-18 NEET with at least one vulnerable group	816	796	761	733	680	659	598	546	504	551	974	995	955

16-18 year old Not Knowns by Vulnerable Group	Jun-15	May-15	Apr-15	Mar-15	Feb-15	Jan-15	Dec-14	Nov-14	Oct-14	Sep-14	Aug-14	Jul-14	Jun-14
Children in Care	121	115	107	97	99	95	99	169	189	424	77	80	87
Caring for own child	48	45	45	38	38	35	38	44	45	63	37	38	52
Asylum seeker	13	12	12	9	10	10	10	16	21	30	19	19	23
Carer not own child	15	16	14	10	9	9	8	9	11	39	7	5	8
Substance Misuse	19	16	15	12	12	11	5	30	31	57	20	26	32
Care Leaver	21	19	18	18	16	18	12	16	16	17	8	10	13
Supervised by YOT	37	26	15	12	5	1	8	72	78	123	23	30	25
Pregnancy	25	21	20	14	14	14	15	14	13	25	8	9	13
Parent not caring for own child	3	4	3	1	0	0	0	1	2	5	3	4	4
SEND (16-18 year olds)	330	314	298	279	284	304	337	404	463	1300	213	211	183
SEND (19+ year olds)	2700	2693	2655	2548	2552	2529	2532	2520	2567	2875	1905	2019	2086
Total not known with at least one vulnerable group	543	509	478	428	429	441	474	645	726	1820	374	361	374

Strategic and Planning

Skills and Employability

The Skills and Employability Service has been coordinating the cross directorate NEET Interdependencies task and finish group chaired by Patrick Leeson. This group is clarifying the roles and responsibilities of each service within the Education and Young People's Directorate and developing interdependent processes to reduce NEETs and Not Knowns. The final report is due in July with implementation in September. It is anticipated that this will have a significant impact on reducing Not knowns and NEETs, particularly within the vulnerable groups.

Cont next page ...

Executive Summary - continued

...cont from previous page

In anticipation of the next academic year, the Skills and Employability Service ran a series of county wide tracking briefings for all types of schools and PRUs in June to clarify expectations and processes for the collection of data. These have proved popular, with 70% of the Kent schools attending. Those who were unable to attend have been followed up. Improving this process at the start of the next academic year will create a solid foundation for tracking during the remainder of the year and will enable the percentage of Not Knowns to be significantly reduced and the early identification of NEETs.

The percentage of Not Knowns has now fallen for the third month in a row, during the same period last year the number of not Knowns increased each month. The percentage of Not Knowns is now 2.48% lower than the same time last year.

Virtual School Kent (VSK)

- Post 16 team are working hard to make contact with young person and Social Worker to identify what the young person's current status is and how we can support their re-engagement where appropriate
- Limited options at this time of the year so the focus is on making application for opportunities for the September 2015 start
- Will be writing to year 12 and 13 cohort reminding of options and support available from VSK – waiting to hear back from Sue Dunn and Simon Bounds for feedback on letters

Next Steps

Skills and Employability

This year for the first time, young people who have completed a college course will be identified as Not Known on the IYSS database at the end of their course, rather than on 31st August, which was used in previous years. As a consequence the spike in Not Knowns that traditionally occurs in September, when young people are in flux, will begin in July, continue in August and September before it comes down in October. In July this year approximately 13,000 young people will be added to the Not Known lists, so that the total not knowns will be in the region of 17,000 in July.

Early Help & Preventative Services (EHPS)

A series of meetings are taking place to consider how to embed the NEET strategy into all aspects of Early Help & Preventative Services, to ensure an integrated approach across the service when working with young people at risk of NEET, or with those already NEET. Once fully scoped and planned this new process will be launched as soon as possible. This work is part of the wider partnership approach to NEET involving Skills & Employability, SEN, Fair Access, VSK and our commissioned services.

Virtual School Kent (VSK)

- Post 16 team return at results day to offer support for those under our cohort
- Post 16 team offering support at enrolment time – will be attending some with young people
- Locality teams to add in RAG for new year 11 cohort

Education and Young People's Services Performance Management

NEET Monthly Report - Kent

16-18 year old NEET Summary	Total Cohort 16-18	No. NEET 16-18	% NEET 16-18	NEET Target 16-18 Jan 2016	Diff from target	% NEET Age 16	% NEET Age 17	% NEET Age 18	Not knowns				
									Acad age 16	Acad age 17	Acad age 18	Total	% of cohort
Kent	52,882	2,895	6.10%	2.50%	3.60%	3.22%	5.70%	9.66%	772	1,537	2,575	4,884	9.24%
Ashford	4,635	236	5.75%	2.10%	3.65%	2.79%	5.95%	8.79%	75	150	237	462	9.97%
Canterbury	4,835	276	6.30%	2.04%	4.26%	3.00%	6.10%	9.88%	68	116	230	414	8.56%
Dartford	3,491	157	4.97%	2.54%	2.43%	2.73%	3.97%	8.42%	42	112	128	282	8.08%
Dover	3,939	211	6.02%	2.79%	3.23%	3.59%	5.27%	9.34%	75	123	195	393	9.98%
Gravesham	3,983	251	6.97%	2.52%	4.45%	2.84%	7.53%	10.95%	40	113	212	365	9.16%
Maidstone	5,479	286	5.73%	2.49%	3.24%	2.34%	5.16%	9.81%	59	118	255	432	7.88%
Sevenoaks	3,476	130	4.33%	1.64%	2.69%	2.59%	4.68%	5.92%	69	119	188	376	10.82%
Shepway	3,881	234	6.75%	3.03%	3.72%	3.86%	6.27%	10.40%	69	117	202	388	10.00%
Swale	5,390	380	7.78%	3.04%	4.74%	4.53%	5.69%	13.63%	79	158	259	496	9.20%
Thanet	5,282	354	7.55%	3.49%	4.06%	4.12%	7.23%	11.91%	89	200	288	577	10.92%
Tonbridge & Malling	4,487	210	5.19%	1.67%	3.52%	3.13%	4.60%	8.16%	51	112	215	378	8.42%
Tunbridge Wells	4,004	170	4.70%	1.65%	3.05%	2.74%	5.17%	6.38%	56	99	166	321	8.02%

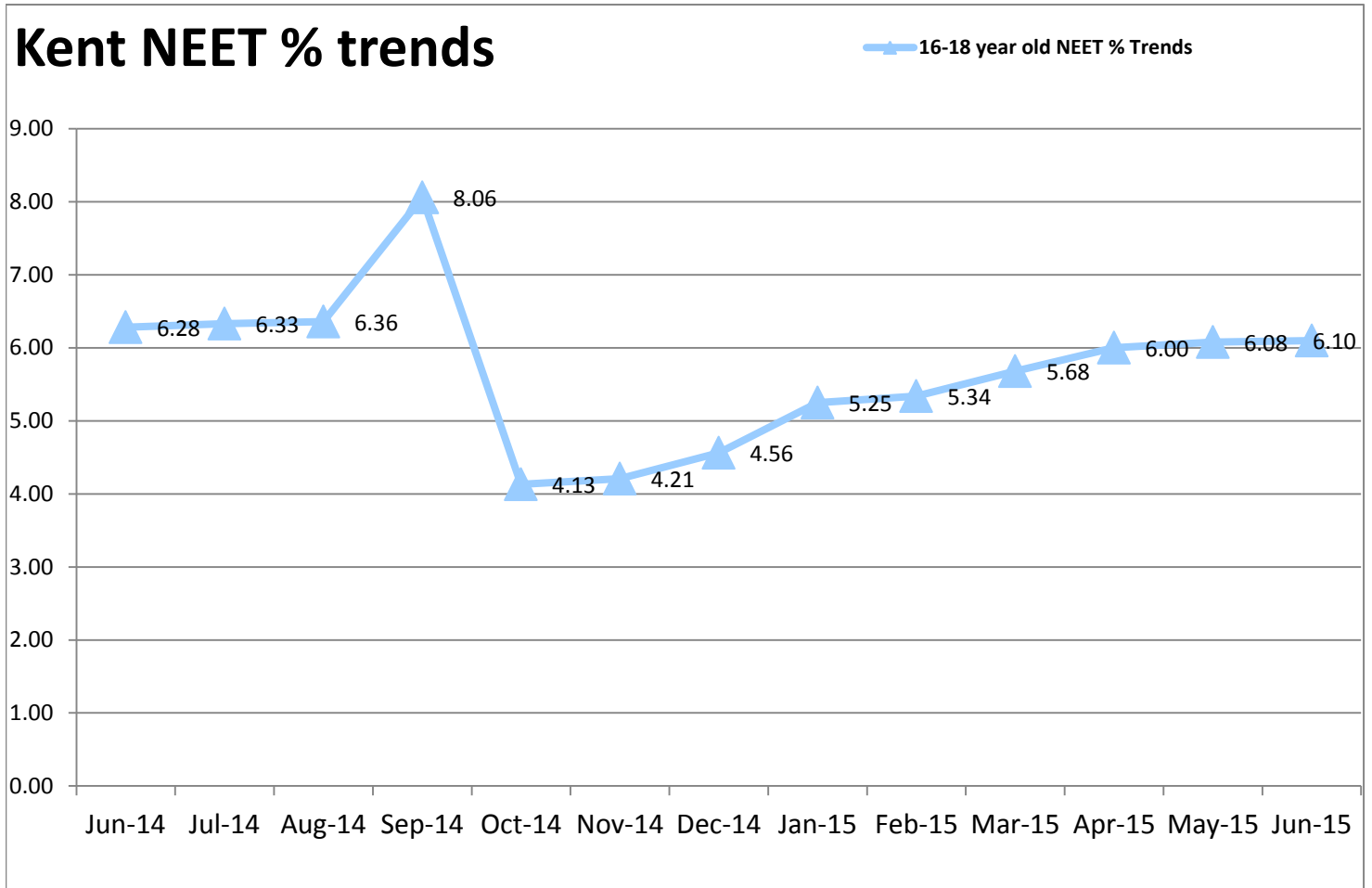
16-18 year old NEET % Trends	Jun-15	May-15	Apr-15	Mar-15	Feb-15	Jan-15	Dec-14	Nov-14	Oct-14	Sep-14	Aug-14	Jul-14	Jun-14
Kent	6.10	6.08	6.00	5.68	5.34	5.25	4.56	4.21	4.13	8.06	6.36	6.33	6.28
Ashford	5.75	5.99	5.93	5.55	4.99	4.78	4.29	4.30	3.83	8.34	6.33	6.29	5.99
Canterbury	6.30	6.38	6.17	5.74	5.20	4.98	4.48	3.86	3.93	7.90	5.27	5.21	5.09
Dartford	4.97	5.09	5.40	5.27	5.12	5.16	4.42	4.25	4.27	8.25	7.00	6.28	6.41
Dover	6.02	6.00	5.85	5.67	5.19	5.59	4.74	4.48	4.39	9.42	7.73	7.60	7.65
Gravesham	6.97	6.80	6.44	6.00	5.82	5.81	4.99	4.61	4.57	9.09	7.00	6.90	6.99
Maidstone	5.73	5.60	5.46	5.07	4.70	4.56	4.06	3.94	4.10	7.07	6.51	6.41	5.94
Sevenoaks	4.33	4.26	4.14	4.01	3.66	3.87	3.35	2.79	2.85	5.23	3.88	3.94	4.00
Shepway	6.75	6.61	6.99	6.89	6.53	6.07	5.06	4.68	4.71	9.42	7.17	7.39	7.18
Swale	7.78	7.67	7.55	7.33	7.22	7.15	6.51	6.00	5.76	10.63	7.95	7.78	7.57
Thanet	7.55	7.46	7.34	6.77	6.77	6.51	5.60	4.98	4.78	9.79	8.07	8.13	8.21
Tonbridge & Malling	5.19	5.21	4.99	4.72	4.35	4.25	3.48	3.17	3.05	5.57	4.73	4.52	4.72
Tunbridge Wells	4.70	4.81	4.80	4.37	3.63	3.55	2.91	2.65	2.57	4.93	4.39	4.69	4.88

16-18 year old Not Known % Trends	Jun-15	May-15	Apr-15	Mar-15	Feb-15	Jan-15	Dec-14	Nov-14	Oct-14	Sep-14	Aug-14	Jul-14	Jun-14
Kent	9.24	9.61	9.74	9.62	10.54	11.22	15.21	19.00	24.16	58.70	11.97	11.93	11.72
Ashford	9.97	10.28	10.08	9.89	9.89	10.57	14.98	18.73	25.79	56.67	11.39	11.91	10.12
Canterbury	8.56	9.15	8.97	8.36	9.22	10.03	13.57	15.62	23.73	59.44	8.87	8.16	8.36
Dartford	8.08	8.30	8.82	9.52	10.73	10.88	14.90	19.39	24.09	60.43	13.15	13.75	13.85
Dover	9.98	10.21	10.50	10.02	10.67	12.15	15.81	19.25	22.78	65.00	10.72	9.30	8.73
Gravesham	9.16	9.54	9.61	10.16	11.57	12.36	16.56	21.30	23.33	61.81	14.11	14.22	14.57
Maidstone	7.88	8.39	8.64	8.84	10.14	10.80	14.07	16.97	22.61	50.62	12.02	12.72	13.31
Sevenoaks	10.82	11.41	11.24	11.43	12.01	12.32	15.96	21.61	26.87	60.07	12.15	11.94	12.33
Shepway	10.00	10.13	9.92	9.64	10.28	11.36	16.01	21.59	24.23	54.45	13.39	12.93	13.15
Swale	9.20	9.54	9.48	9.03	10.76	11.13	15.40	18.66	26.39	57.95	13.52	13.97	13.21
Thanet	10.92	11.34	11.74	11.25	12.09	12.74	15.92	18.86	23.36	62.22	9.52	9.40	8.79
Tonbridge & Malling	8.42	8.86	9.29	8.86	10.05	10.64	14.99	19.07	23.75	59.21	13.79	13.56	13.61
Tunbridge Wells	8.02	8.28	8.68	8.98	9.34	9.89	14.93	19.13	23.25	59.06	11.96	11.93	11.43

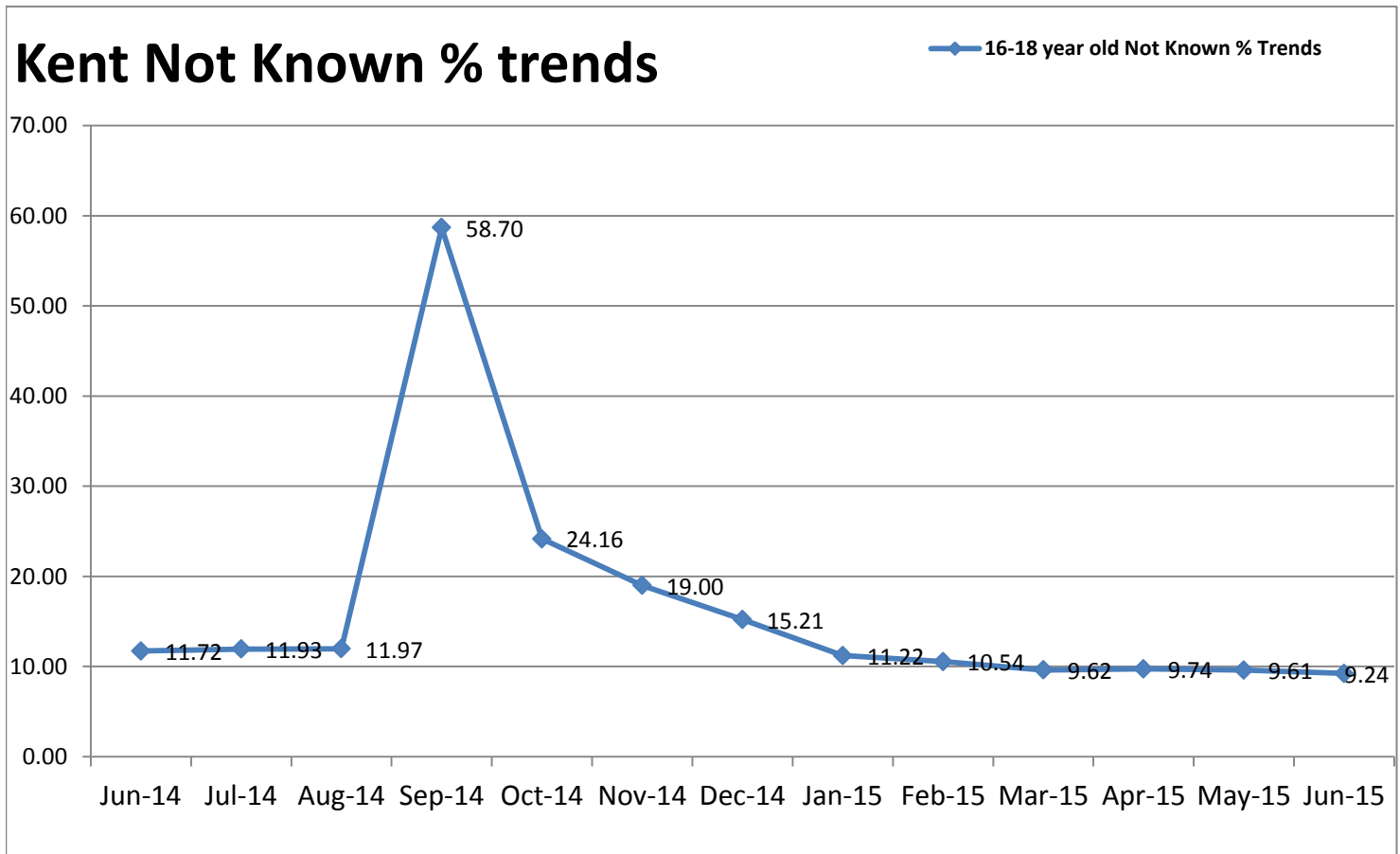
NEETs based on length of time in NEET	Equivalent - June 2014				
	0-6 weeks	7-13 weeks	14-26 weeks	27-52 weeks	52+ weeks
Kent	44	168	508	1209	966
Ashford	5	17	60	97	57
Canterbury	2	9	56	122	87
Dartford	2	10	17	59	69
Dover	2	15	36	86	72
Gravesham	6	10	39	95	101
Maidstone	6	19	43	113	105
Sevenoaks	1	4	28	62	35
Shepway	4	19	38	101	72
Swale	6	21	66	168	119
Thanet	5	24	52	148	125
Tonbridge & Malling	3	12	33	86	76
Tunbridge Wells	2	8	40	72	48

Progress RPA - Participating	
% Age 16	% Age 17
91.10%	80.40%
90.48%	76.21%
91.33%	82.91%
92.78%	82.59%
89.04%	81.51%
93.91%	81.25%
93.15%	83.47%
90.19%	79.27%
89.29%	78.42%
89.59%	79.26%
89.51%	77.24%
92.08%	81.78%
92.11%	81.42%

Kent NEET % trends



Kent Not Known % trends



Education and Young People's Services Performance Management

NEET Monthly Report - Kent

16-18 year old cohort by Vulnerable Group	Jun-15	May-15	Apr-15	Mar-15	Feb-15	Jan-15	Dec-14	Nov-14	Oct-14	Sep-14	Aug-14	Jul-14	Jun-14
Children in Care	699	668	667	666	672	673	678	692	680	688	747	746	714
Caring for own child	389	373	356	340	336	328	293	281	262	252	605	540	533
Asylum seeker	40	40	40	40	40	40	40	41	41	41	79	80	79
Carer not own child	88	88	87	83	79	77	72	73	73	71	84	84	84
Substance Misuse	73	73	72	72	72	71	71	101	99	98	136	149	160
Care Leaver	85	85	84	84	81	80	79	77	76	76	63	61	61
Supervised by YOT	243	242	239	237	236	231	257	289	285	259	166	180	181
Pregnancy	240	210	195	188	177	168	157	143	137	133	196	203	190
Parent not caring for own child	16	16	16	16	16	16	13	13	13	13	22	22	23
SEND (16-18 year olds)	2079	2083	2082	2082	2088	2086	2087	2094	2106	2114	2283	2279	2098
SEND (19+ year olds)	3895	3895	3895	3895	3898	3898	3900	3901	3902	3902	3196	3257	3312
Total 16-18 cohort with at least one vulnerable group	3479	3418	3381	3356	3339	3316	3279	3309	3295	3276	3822	3781	3599

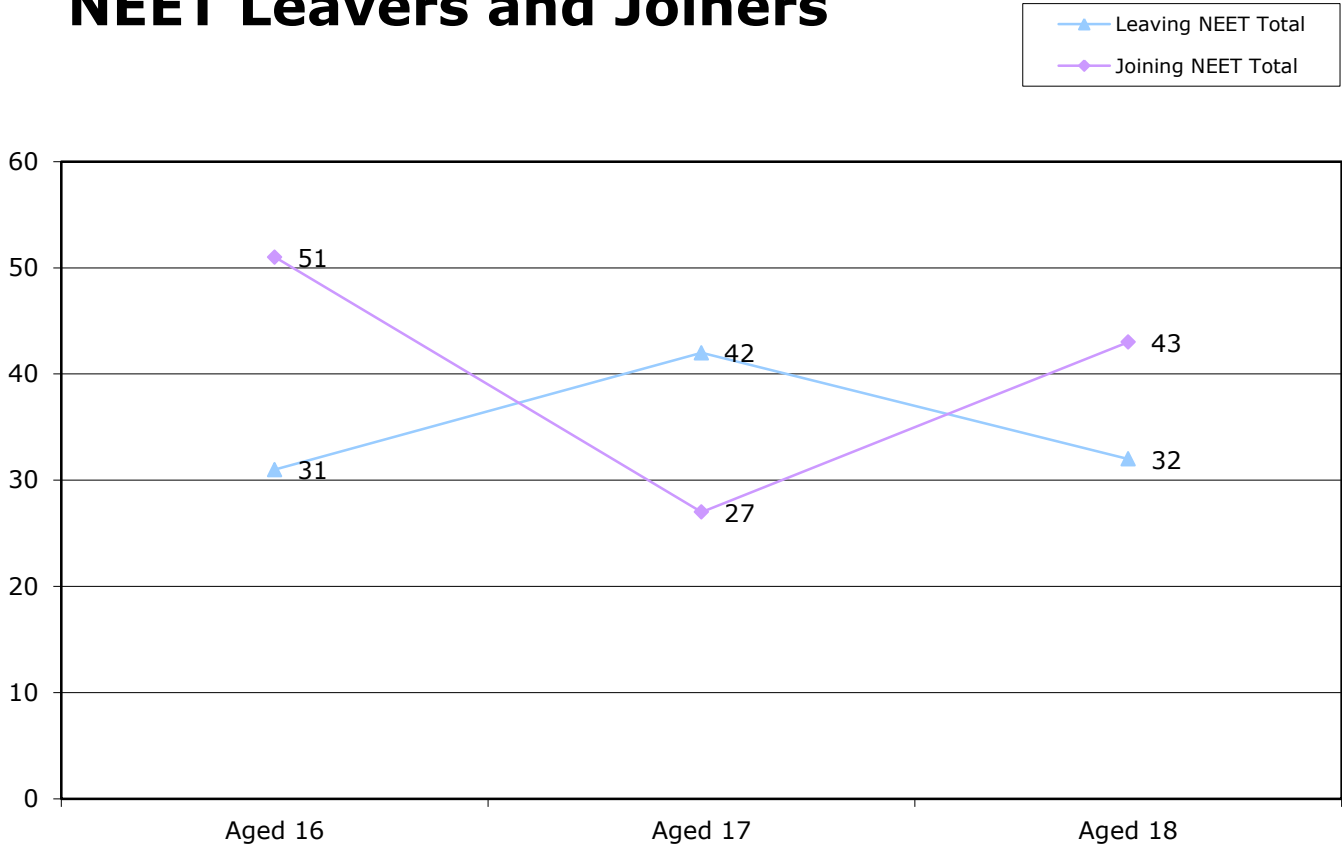
16-18 year old NEET by Vulnerable Group	Jun-15	May-15	Apr-15	Mar-15	Feb-15	Jan-15	Dec-14	Nov-14	Oct-14	Sep-14	Aug-14	Jul-14	Jun-14
Children in Care	121	116	114	107	98	97	94	91	78	98	165	159	159
Caring for own child	281	267	253	237	230	224	187	175	154	165	408	385	383
Asylum seeker	4	4	4	4	4	4	5	5	2	3	5	5	4
Carer not own child	32	31	30	28	25	23	21	18	17	18	29	30	28
Substance Misuse	16	16	14	14	11	14	12	19	15	18	32	47	60
Care Leaver	38	38	38	38	37	33	31	28	31	41	31	30	31
Supervised by YOT	87	89	83	83	77	75	85	75	57	47	63	71	77
Pregnancy	171	164	153	148	136	130	112	96	93	94	143	148	135
Parent not caring for own child	7	7	7	7	8	9	7	5	6	7	12	11	12
SEND (16-18 year olds)	194	198	191	193	174	168	166	154	147	157	295	305	256
SEND (19+ year olds)	849	841	836	837	833	834	830	826	841	858	748	725	735
Total 16-18 NEET with at least one vulnerable group	816	796	761	733	680	659	598	546	504	551	974	995	955

16-18 year old Not Knowns by Vulnerable Group	Jun-15	May-15	Apr-15	Mar-15	Feb-15	Jan-15	Dec-14	Nov-14	Oct-14	Sep-14	Aug-14	Jul-14	Jun-14
Children in Care	121	115	107	97	99	95	99	169	189	424	77	80	87
Caring for own child	48	45	45	38	38	35	38	44	45	63	37	38	52
Asylum seeker	13	12	12	9	10	10	10	16	21	30	19	19	23
Carer not own child	15	16	14	10	9	9	8	9	11	39	7	5	8
Substance Misuse	19	16	15	12	12	11	5	30	31	57	20	26	32
Care Leaver	21	19	18	18	16	18	12	16	16	17	8	10	13
Supervised by YOT	37	26	15	12	5	1	8	72	78	123	23	30	25
Pregnancy	25	21	20	14	14	14	15	14	13	25	8	9	13
Parent not caring for own child	3	4	3	1	0	0	0	1	2	5	3	4	4
SEND (16-18 year olds)	330	314	298	279	284	304	337	404	463	1300	213	211	183
SEND (19+ year olds)	2700	2693	2655	2548	2552	2529	2532	2520	2567	2875	1905	2019	2086
Total not known with at least one vulnerable group	543	509	478	428	429	441	474	645	726	1820	374	361	374

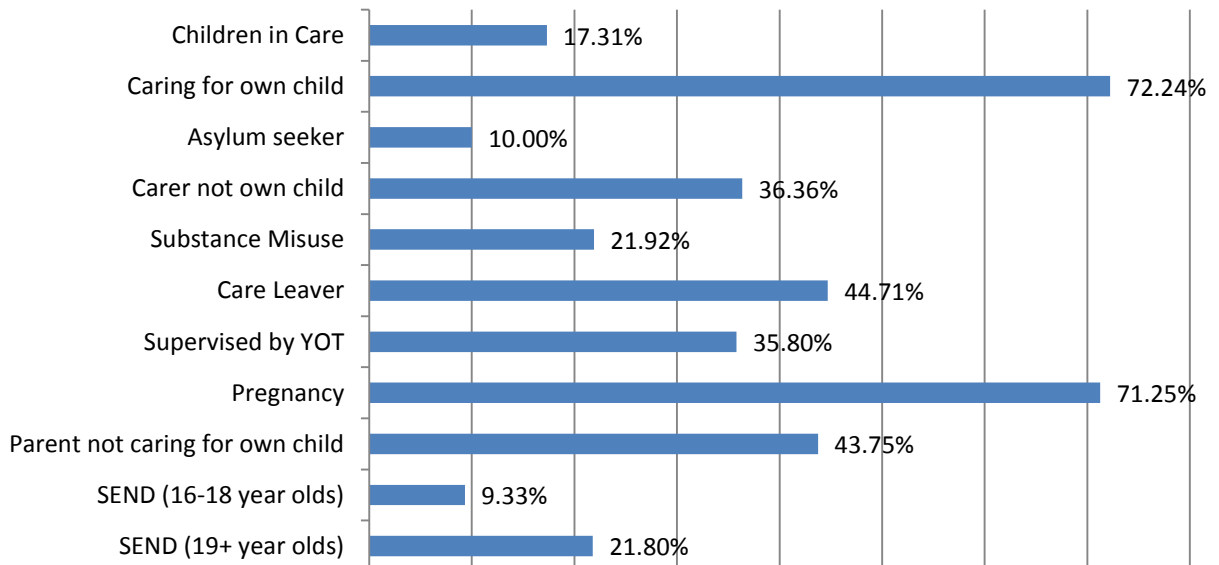
16-18 Year old NEET Leavers & Joiners	Aged 16	Aged 17	Aged 18	16-18 Total	Aged 19
Leaving NEET Total	31	42	32	105	89
Education	1	5	1	7	0
Employment	15	23	25	63	0
Government supported training	12	10	4	26	0
Re-engagement Provision	0	0	0	0	0
NEET in other area	1	2	1	4	0
Custodial Sentence	0	0	1	1	0
Moved Away	0	0	0	0	89
Cannot Be Contacted	0	0	0	0	0
Refused to disclose activity	0	0	0	0	0
Unknown Activity	0	0	0	0	0
Other Reason	2	2	0	4	0
Joining NEET Total	51	27	43	121	11
Education	22	9	3	34	6
Employment	6	7	23	36	2
Government supported training	8	5	5	18	0
Re-engagement Provision	0	0	0	0	0
NEET in other area	0	0	0	0	0
Other (inc custodial sentence)	15	6	12	33	3
Joiners>Leavers	-20	15	-11	-16	78

16-18 Year Old NEET Labour Market Summary	No	%
Available:		
Working not for reward	61	2.62%
Not yet ready for work or learning	133	5.72%
Start Date agreed (other)	8	0.34%
Start Date agreed (RPA compliant)	58	2.49%
Seeking EET	2067	88.83%
Available Total	2327	100%
Unavailable:		
Young carers	17	2.99%
Teenage parents	241	42.43%
Illness	188	33.10%
Pregnancy	114	20.07%
Religious grounds	0	0.00%
Unlikely to be economically active	8	1.41%
Other reason	0	0.00%
Unavailable Total	568	100%

NEET Leavers and Joiners



% of Vulnerable Cohorts who are NEET



Education and Young People's Services Performance Management

NEET Monthly Report - Ashford

16-18 year old cohort by Vulnerable Group	Jun-15	May-15	Apr-15	Mar-15	Feb-15	Jan-15	Dec-14	Nov-14	Oct-14	Sep-14	Aug-14	Jul-14	Jun-14
Children in Care	60	55	56	56	55	55	53	56	56	63	70	71	70
Caring for own child	28	26	23	23	23	22	18	15	13	12	35	34	34
Asylum seeker	4	4	4	4	4	4	4	4	4	4	10	10	10
Carer not own child	10	10	10	10	10	10	10	10	10	10	9	9	9
Substance Misuse	7	7	7	7	7	7	6	6	6	6	9	11	12
Care Leaver	6	5	5	5	5	4	4	5	5	5	10	9	9
Supervised by YOT	13	13	13	13	13	14	15	17	18	20	8	10	11
Pregnancy	16	14	13	12	11	10	11	9	9	8	14	14	14
Parent not caring for own child	0	0	0	0	0	0	0	1	1	1	2	2	2
SEND (16-18 year olds)	154	154	153	153	153	152	152	155	157	170	183	183	174
SEND (19+ year olds)	319	319	319	319	319	319	320	322	323	323	249	252	257
Total 16-18 cohort with at least one vulnerable group	262	254	251	250	248	246	242	242	244	257	301	302	293

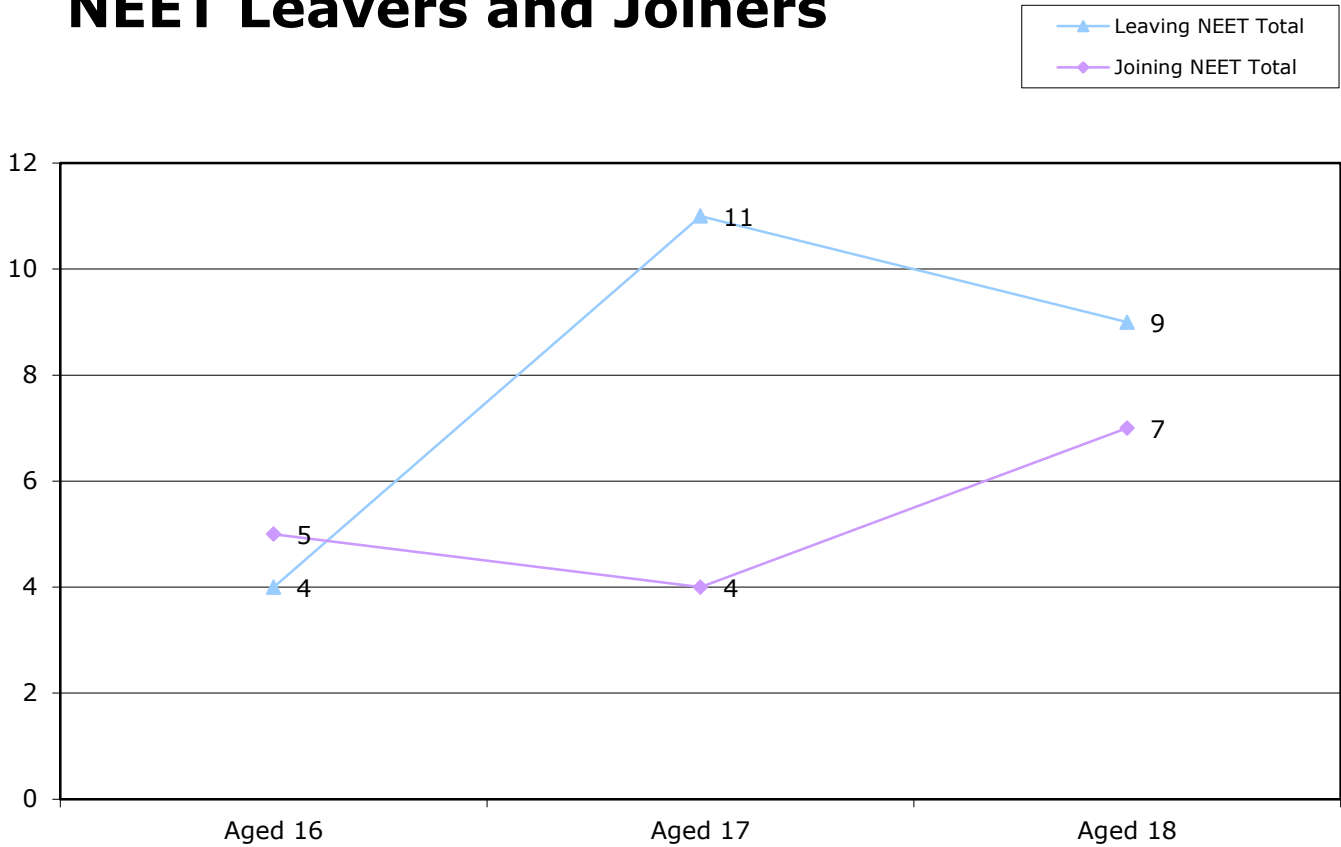
16-18 year old NEET by Vulnerable Group	Jun-15	May-15	Apr-15	Mar-15	Feb-15	Jan-15	Dec-14	Nov-14	Oct-14	Sep-14	Aug-14	Jul-14	Jun-14
Children in Care	13	13	14	14	12	12	9	9	7	12	15	16	17
Caring for own child	21	20	17	17	16	15	10	7	5	5	22	21	21
Asylum seeker	0	0	0	0	0	0	0	0	0	0	0	0	0
Carer not own child	1	1	1	1	1	1	1	1	1	1	1	1	2
Substance Misuse	4	4	4	4	3	3	2	2	2	2	1	5	6
Care Leaver	4	3	3	3	3	3	3	4	4	4	6	6	6
Supervised by YOT	5	5	5	5	5	4	3	5	3	3	9	2	4
Pregnancy	11	10	10	8	7	6	5	3	3	2	1	9	9
Parent not caring for own child	0	0	0	0	0	0	0	1	1	1		1	1
SEND (16-18 year olds)	12	14	12	10	10	10	9	10	8	10	26	27	22
SEND (19+ year olds)	41	40	40	39	40	40	41	47	49	50	37	37	37
Total 16-18 NEET with at least one vulnerable group	57	56	53	48	44	42	32	30	25	33	69	73	70

16-18 year old Not Knowns by Vulnerable Group	Jun-15	May-15	Apr-15	Mar-15	Feb-15	Jan-15	Dec-14	Nov-14	Oct-14	Sep-14	Aug-14	Jul-14	Jun-14
Children in Care	15	12	12	11	8	6	6	13	14	37	8	7	6
Caring for own child	4	4	4	2	2	2	2	2	2	4	6	6	8
Asylum seeker	2	2	2	0	0	0	0	2	2	4	3	3	2
Carer not own child	3	3	2	1	1	1	1	1	1	7	1	1	1
Substance Misuse	1	1	1	1	0	0	0	0	1	3	0	0	0
Care Leaver	2	2	2	2	2	1	0	0	0	0	1	1	2
Supervised by YOT	4	3	1	1	1	1	2	1	4	7	1	2	2
Pregnancy	4	4	3	3	2	2	3	2	2	2	1	2	1
Parent not caring for own child	0	0	0	0	0	0	0	0	0	0	1	1	1
SEND (16-18 year olds)	26	23	22	21	20	20	26	32	37	96	20	19	16
SEND (19+ year olds)	254	247	244	233	234	232	235	239	243	272	179	181	186
Total not known with at least one vulnerable group	51	47	44	38	34	31	38	44	53	135	35	35	31

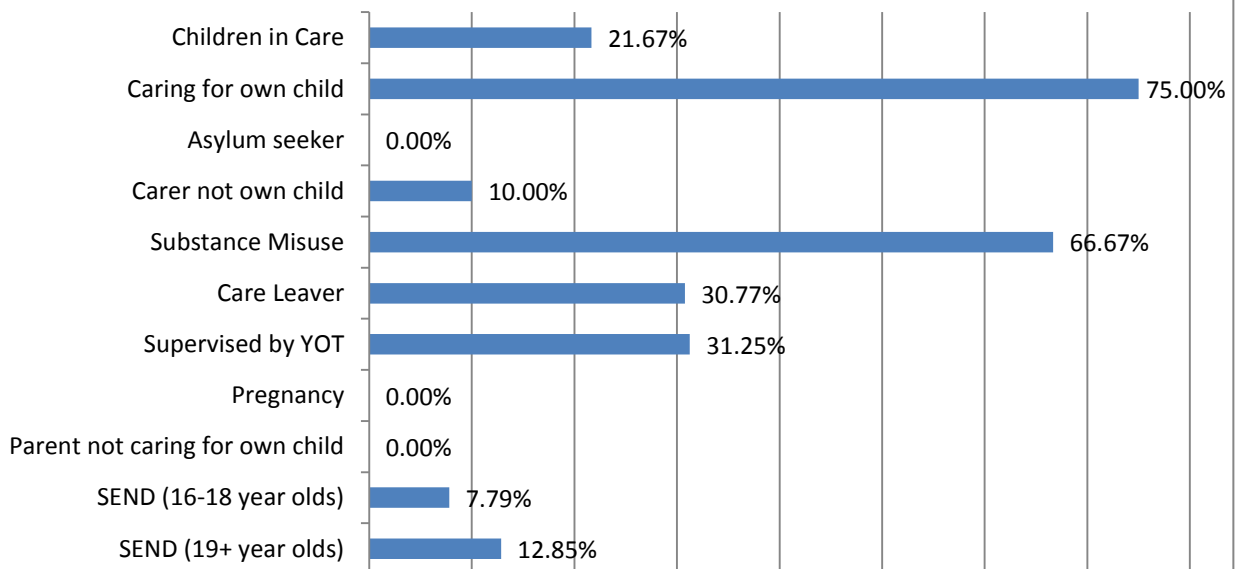
16-18 Year old NEET Leavers & Joiners	Aged 16	Aged 17	Aged 18	16-18 Total	Aged 19
Leaving NEET Total	4	11	9	24	10
Education	0	0	0	0	0
Employment	0	7	8	15	0
Government supported training	2	4	1	7	0
Re-engagement Provision	0	0	0	0	0
NEET in other area	0	0	0	0	0
Custodial Sentence	0	0	0	0	0
Moved Away	0	0	0	0	10
Cannot Be Contacted	0	0	0	0	0
Refused to disclose activity	0	0	0	0	0
Unknown Activity	0	0	0	0	0
Other Reason	2	0	0	2	0
Joining NEET Total	5	4	7	16	0
Education	2	1	0	3	0
Employment	2	2	5	9	0
Government supported training	0	0	0	0	0
Re-engagement Provision	0	0	0	0	0
NEET in other area	0	0	0	0	0
Other (inc custodial sentence)	1	1	2	4	0
Joiners>Leavers	-1	7	2	8	10

16-18 Year Old NEET Labour Market Summary	No	%
Available:		
Working not for reward	5	2.51%
Not yet ready for work or learning	7	3.52%
Start Date agreed (other)	0	0.00%
Start Date agreed (RPA compliant)	2	1.01%
Seeking EET	185	92.96%
Available Total	199	100%
Unavailable:		
Young carers	0	0.00%
Teenage parents	17	45.95%
Illness	12	32.43%
Pregnancy	7	18.92%
Religious grounds	0	0.00%
Unlikely to be economically active	1	2.70%
Other reason	0	0.00%
Unavailable Total	37	100%

NEET Leavers and Joiners



% of Vulnerable Cohorts who are NEET



Education and Young People's Services Performance Management

NEET Monthly Report - Canterbury

16-18 year old cohort by Vulnerable Group	Jun-15	May-15	Apr-15	Mar-15	Feb-15	Jan-15	Dec-14	Nov-14	Oct-14	Sep-14	Aug-14	Jul-14	Jun-14
Children in Care	85	81	80	80	81	82	83	87	88	90	97	96	92
Caring for own child	35	33	33	31	32	32	28	28	26	23	45	37	37
Asylum seeker	7	7	7	7	7	6	6	7	7	7	13	13	13
Carer not own child	4	4	4	4	4	4	4	4	4	4	5	5	5
Substance Misuse	9	9	9	9	9	9	9	10	10	10	12	12	13
Care Leaver	6	6	6	6	6	7	7	6	6	6	1	1	1
Supervised by YOT	20	20	19	19	19	16	18	23	24	22	15	16	17
Pregnancy	24	20	20	20	18	16	13	10	11	9	17	15	14
Parent not caring for own child	0	0	0	0	1	1	0	0	0	0	1	1	1
SEND (16-18 year olds)	223	224	223	223	224	223	222	220	223	222	234	233	220
SEND (19+ year olds)	345	345	345	345	346	346	346	345	344	344	285	291	297
Total 16-18 cohort with at least one vulnerable group	357	349	348	346	345	341	334	337	341	338	377	369	356

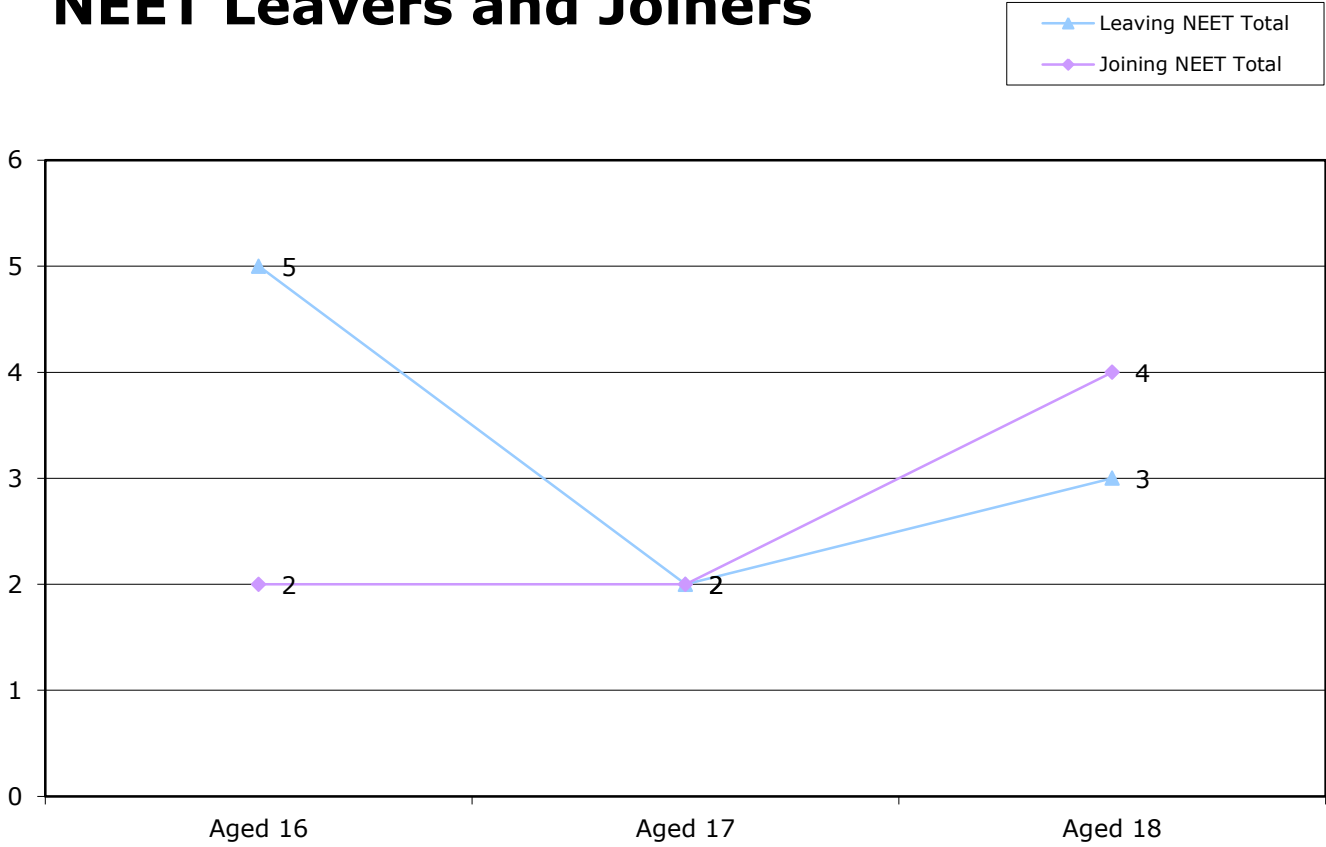
16-18 year old NEET by Vulnerable Group	Jun-15	May-15	Apr-15	Mar-15	Feb-15	Jan-15	Dec-14	Nov-14	Oct-14	Sep-14	Aug-14	Jul-14	Jun-14
Children in Care	14	14	12	11	11	10	9	9	9	8	12	11	10
Caring for own child	22	20	20	18	18	19	14	14	12	14	25	25	25
Asylum seeker	1	1	1	1	1	1	1	1	0	0	0	0	0
Carer not own child	0	0	0	0	0	0	0	0	0	0	1	1	1
Substance Misuse	2	1	1	1	1	0	0	0	0	2	2	3	3
Care Leaver	5	5	5	5	5	2	2	2	2	4	0	0	0
Supervised by YOT	8	8	7	7	6	3	4	3	5	5	3	4	5
Pregnancy	19	19	19	19	17	15	12	9	10	8	13	12	11
Parent not caring for own child	0	0	0	0	1	1	0	0	0	0	0	0	0
SEND (16-18 year olds)	25	25	23	25	23	21	18	18	20	19	30	29	24
SEND (19+ year olds)	77	77	77	77	77	78	77	75	76	80	71	74	75
Total 16-18 NEET with at least one vulnerable group	80	77	74	73	67	59	49	45	49	51	72	72	67

16-18 year old Not Knowns by Vulnerable Group	Jun-15	May-15	Apr-15	Mar-15	Feb-15	Jan-15	Dec-14	Nov-14	Oct-14	Sep-14	Aug-14	Jul-14	Jun-14
Children in Care	12	11	11	9	11	12	13	18	20	66	9	9	12
Caring for own child	6	6	6	5	5	5	6	7	7	7	2	1	5
Asylum seeker	4	3	3	2	2	2	2	3	4	6	1	1	2
Carer not own child	0	0	0	0	0	0	0	0	0	2	0	0	0
Substance Misuse	2	2	2	2	2	2	2	3	3	6	0	0	1
Care Leaver	0	0	0	0	0	2	1	0	0	0	0	0	1
Supervised by YOT	1	0	0	0	0	0	0	7	5	9	1	1	2
Pregnancy	2	0	0	0	0	0	0	0	0	1	0	0	0
Parent not caring for own child	0	0	0	0	0	0	0	0	0	0	0	0	0
SEND (16-18 year olds)	32	31	29	27	30	30	33	34	39	154	19	18	16
SEND (19+ year olds)	218	218	216	208	210	214	216	208	209	250	166	169	176
Total not known with at least one vulnerable group	52	47	45	40	44	47	50	61	66	213	29	27	33

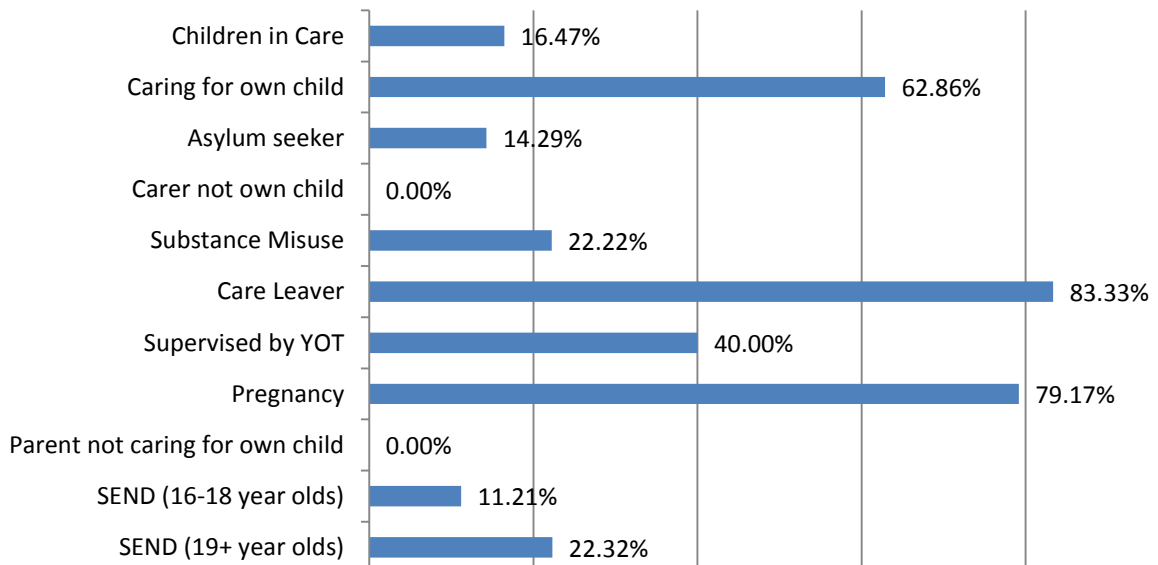
16-18 Year old NEET Leavers & Joiners	Aged 16	Aged 17	Aged 18	16-18 Total	Aged 19
Leaving NEET Total	5	2	3	10	4
Education	0	0	0	0	0
Employment	5	2	2	9	0
Government supported training	0	0	1	1	0
Re-engagement Provision	0	0	0	0	0
NEET in other area	0	0	0	0	0
Custodial Sentence	0	0	0	0	0
Moved Away	0	0	0	0	4
Cannot Be Contacted	0	0	0	0	0
Refused to disclose activity	0	0	0	0	0
Unknown Activity	0	0	0	0	0
Other Reason	0	0	0	0	0
Joining NEET Total	2	2	4	8	0
Education	1	2	0	3	0
Employment	0	0	2	2	0
Government supported training	0	0	0	0	0
Re-engagement Provision	0	0	0	0	0
NEET in other area	0	0	0	0	0
Other (inc custodial sentence)	1	0	2	3	0
Joiners>Leavers	3	0	-1	2	4

16-18 Year Old NEET Labour Market Summary	No	%
Available:		
Working not for reward	6	2.91%
Not yet ready for work or learning	11	5.34%
Start Date agreed (other)	0	0.00%
Start Date agreed (RPA compliant)	2	0.97%
Seeking EET	187	90.78%
Available Total	206	100%
Unavailable:		
Young carers	0	0.00%
Teenage parents	21	30.00%
Illness	33	47.14%
Pregnancy	16	22.86%
Religious grounds	0	0.00%
Unlikely to be economically active	0	0.00%
Other reason	0	0.00%
Unavailable Total	70	100%

NEET Leavers and Joiners



% of Vulnerable Cohorts who are NEET



Education and Young People's Services Performance Management

NEET Monthly Report - Dartford

16-18 year old cohort by Vulnerable Group	Jun-15	May-15	Apr-15	Mar-15	Feb-15	Jan-15	Dec-14	Nov-14	Oct-14	Sep-14	Aug-14	Jul-14	Jun-14
Children in Care	28	25	24	25	26	25	28	30	28	31	29	28	27
Caring for own child	14	14	14	14	14	14	13	13	11	10	22	22	21
Asylum seeker	1	1	1	1	1	1	1	1	0	0	0	0	0
Carer not own child	5	5	5	5	5	5	5	5	5	5	6	6	6
Substance Misuse	1	1	1	1	1	1	1	2	2	2	3	3	4
Care Leaver	2	2	2	2	2	2	2	2	2	2	2	2	2
Supervised by YOT	9	9	9	9	10	10	12	14	14	15	11	11	10
Pregnancy	6	3	3	3	3	3	3	2	3	3	7	7	8
Parent not caring for own child	1	1	1	1	1	1	1	1	0	0	0	0	0
SEND (16-18 year olds)	113	113	113	114	114	115	116	115	114	119	137	137	128
SEND (19+ year olds)	248	248	248	248	248	248	248	248	248	248	205	211	216
Total 16-18 cohort with at least one vulnerable group	170	164	163	165	166	166	167	167	163	169	196	196	189

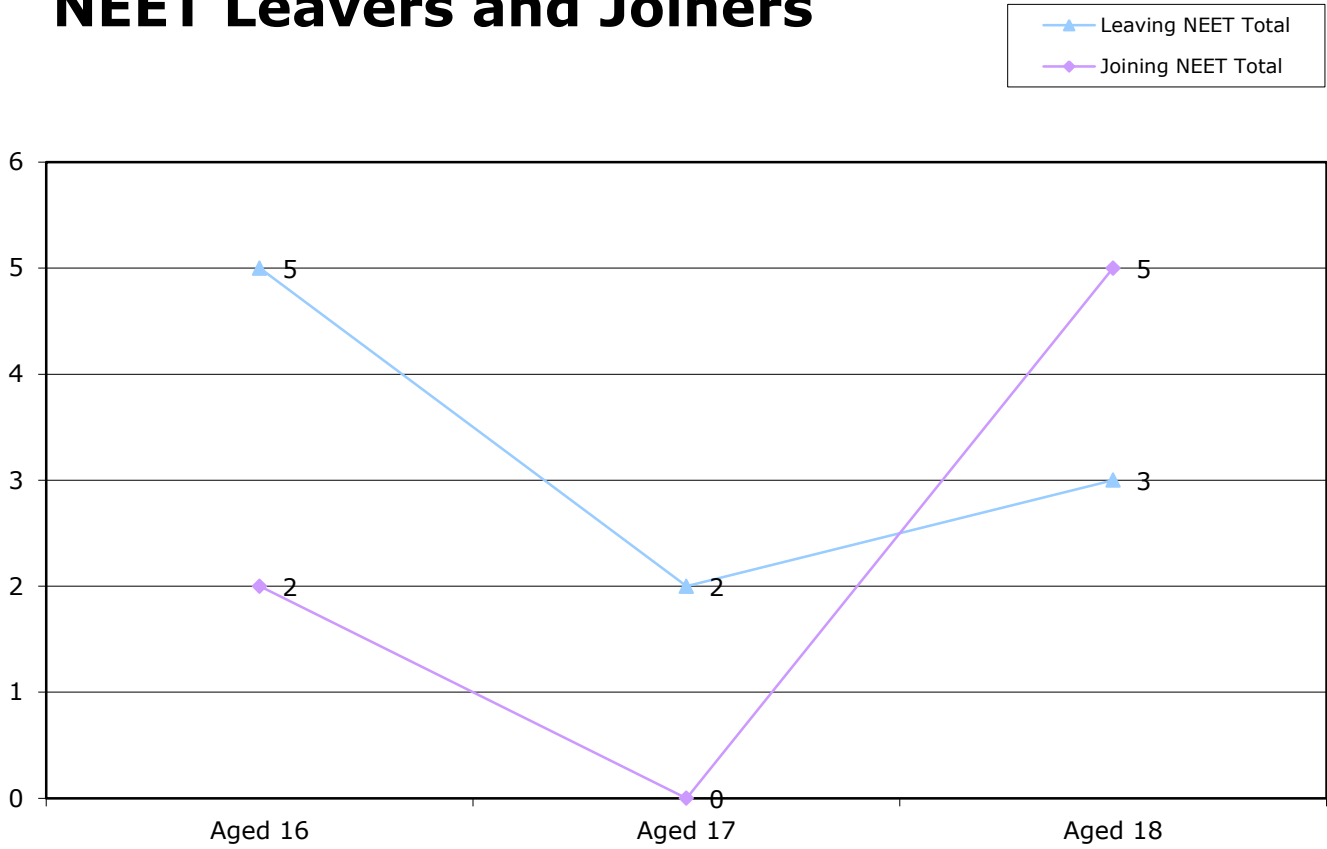
16-18 year old NEET by Vulnerable Group	Jun-15	May-15	Apr-15	Mar-15	Feb-15	Jan-15	Dec-14	Nov-14	Oct-14	Sep-14	Aug-14	Jul-14	Jun-14
Children in Care	6	5	5	5	5	5	6	8	5	6	6	6	4
Caring for own child	13	13	13	13	13	13	12	12	10	9	20	20	19
Asylum seeker	1	1	1	1	1	1	1	1	0	0	0	0	0
Carer not own child	1	1	1	1	1	1	2	2	2	2	3	3	3
Substance Misuse	0	0	0	0	0	0	0	0	0	0	1	1	2
Care Leaver	0	0	0	0	0	0	0	0	0	0	1	1	1
Supervised by YOT	3	3	2	2	4	4	4	3	2	2	4	4	3
Pregnancy	3	2	2	2	2	2	2	1	2	2	5	5	6
Parent not caring for own child	1	1	1	1	1	1	1	1	0	0	0	0	0
SEND (16-18 year olds)	4	5	4	5	4	4	5	4	4	6	12	13	12
SEND (19+ year olds)	41	40	40	40	40	40	40	40	40	41	35	35	37
Total 16-18 NEET with at least one vulnerable group	28	27	25	26	26	26	27	26	21	23	42	44	43

16-18 year old Not Knowns by Vulnerable Group	Jun-15	May-15	Apr-15	Mar-15	Feb-15	Jan-15	Dec-14	Nov-14	Oct-14	Sep-14	Aug-14	Jul-14	Jun-14
Children in Care	8	6	6	6	5	5	6	9	10	17	4	5	6
Caring for own child	1	1	1	1	1	1	1	1	1	0	0	0	1
Asylum seeker	0	0	0	0	0	0	0	0	0	0	0	0	0
Carer not own child	2	2	2	2	2	1	1	1	1	2	1	1	1
Substance Misuse	1	1	1	1	1	1	1	2	2	1	0	1	1
Care Leaver	2	2	2	2	2	2	2	2	2	2	1	1	1
Supervised by YOT	1	1	1	1	0	0	0	3	4	8	0	0	0
Pregnancy	1	1	1	1	1	1	0	0	0	0	0	0	0
Parent not caring for own child	0	0	0	0	0	0	0	0	0	0	0	0	0
SEND (16-18 year olds)	15	14	13	12	13	16	19	22	23	68	11	11	10
SEND (19+ year olds)	185	185	185	182	182	181	173	175	175	186	127	137	146
Total not known with at least one vulnerable group	28	25	24	23	23	25	28	34	36	89	15	17	17

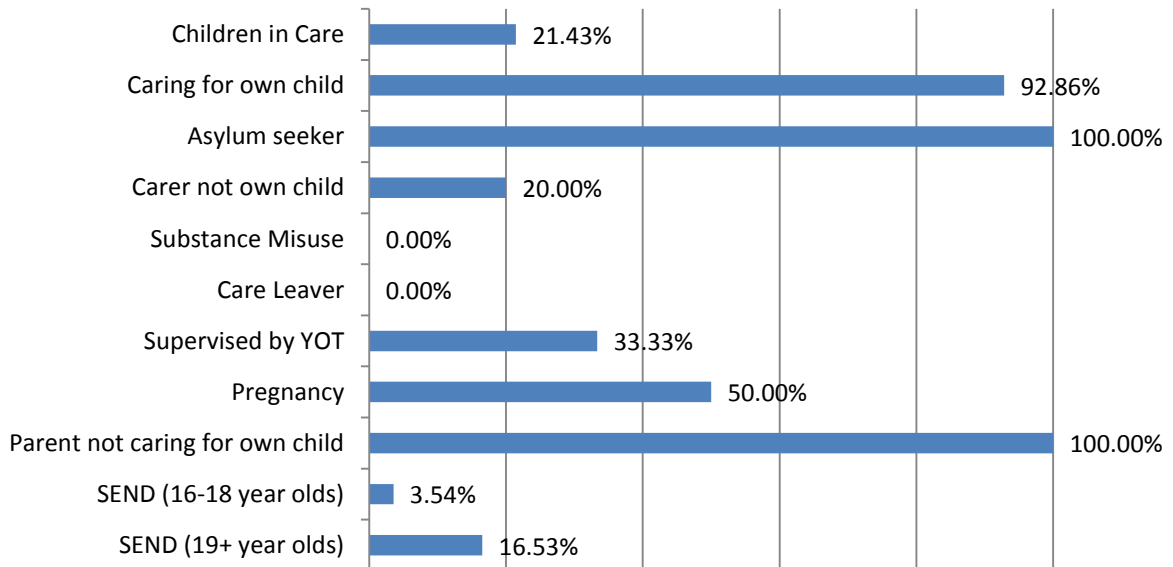
16-18 Year old NEET Leavers & Joiners	Aged 16	Aged 17	Aged 18	16-18 Total	Aged 19
Leaving NEET Total	5	2	3	10	4
Education	0	0	0	0	0
Employment	5	2	2	9	0
Government supported training	0	0	1	1	0
Re-engagement Provision	0	0	0	0	0
NEET in other area	0	0	0	0	0
Custodial Sentence	0	0	0	0	0
Moved Away	0	0	0	0	4
Cannot Be Contacted	0	0	0	0	0
Refused to disclose activity	0	0	0	0	0
Unknown Activity	0	0	0	0	0
Other Reason	0	0	0	0	0
Joining NEET Total	2	0	5	7	0
Education	1	0	1	2	0
Employment	0	0	2	2	0
Government supported training	0	0	0	0	0
Re-engagement Provision	0	0	0	0	0
NEET in other area	0	0	0	0	0
Other (inc custodial sentence)	1	0	2	3	0
Joiners>Leavers	3	2	-2	3	4

16-18 Year Old NEET Labour Market Summary	No	%
Available:		
Working not for reward	6	2.91%
Not yet ready for work or learning	11	5.34%
Start Date agreed (other)	0	0.00%
Start Date agreed (RPA compliant)	2	0.97%
Seeking EET	187	90.78%
Available Total	206	100%
Unavailable:		
Young carers	0	0.00%
Teenage parents	21	30.00%
Illness	33	47.14%
Pregnancy	16	22.86%
Religious grounds	0	0.00%
Unlikely to be economically active	0	0.00%
Other reason	0	0.00%
Unavailable Total	70	100%

NEET Leavers and Joiners



% of Vulnerable Cohorts who are NEET



Education and Young People's Services Performance Management

NEET Monthly Report - Dover

16-18 year old cohort by Vulnerable Group	Jun-15	May-15	Apr-15	Mar-15	Feb-15	Jan-15	Dec-14	Nov-14	Oct-14	Sep-14	Aug-14	Jul-14	Jun-14
Children in Care	55	52	54	54	56	56	59	61	58	63	64	62	60
Caring for own child	41	41	39	36	34	34	31	29	27	27	69	65	64
Asylum seeker	4	4	4	4	4	4	4	4	4	4	6	6	6
Carer not own child	6	6	6	6	6	6	5	4	4	4	7	7	7
Substance Misuse	16	16	15	15	15	15	17	22	22	21	27	29	35
Care Leaver	9	10	10	10	10	10	10	7	7	8	5	5	5
Supervised by YOT	28	29	30	31	31	30	39	41	40	36	25	26	27
Pregnancy	22	22	22	23	20	20	18	17	17	17	23	23	23
Parent not caring for own child	2	2	2	2	2	2	2	2	3	3	4	4	4
SEND (16-18 year olds)	175	177	179	179	180	180	181	185	190	199	187	187	171
SEND (19+ year olds)	341	341	341	341	341	341	340	341	341	341	297	305	311
Total 16-18 cohort with at least one vulnerable group	309	311	310	309	306	305	308	310	310	317	345	343	332

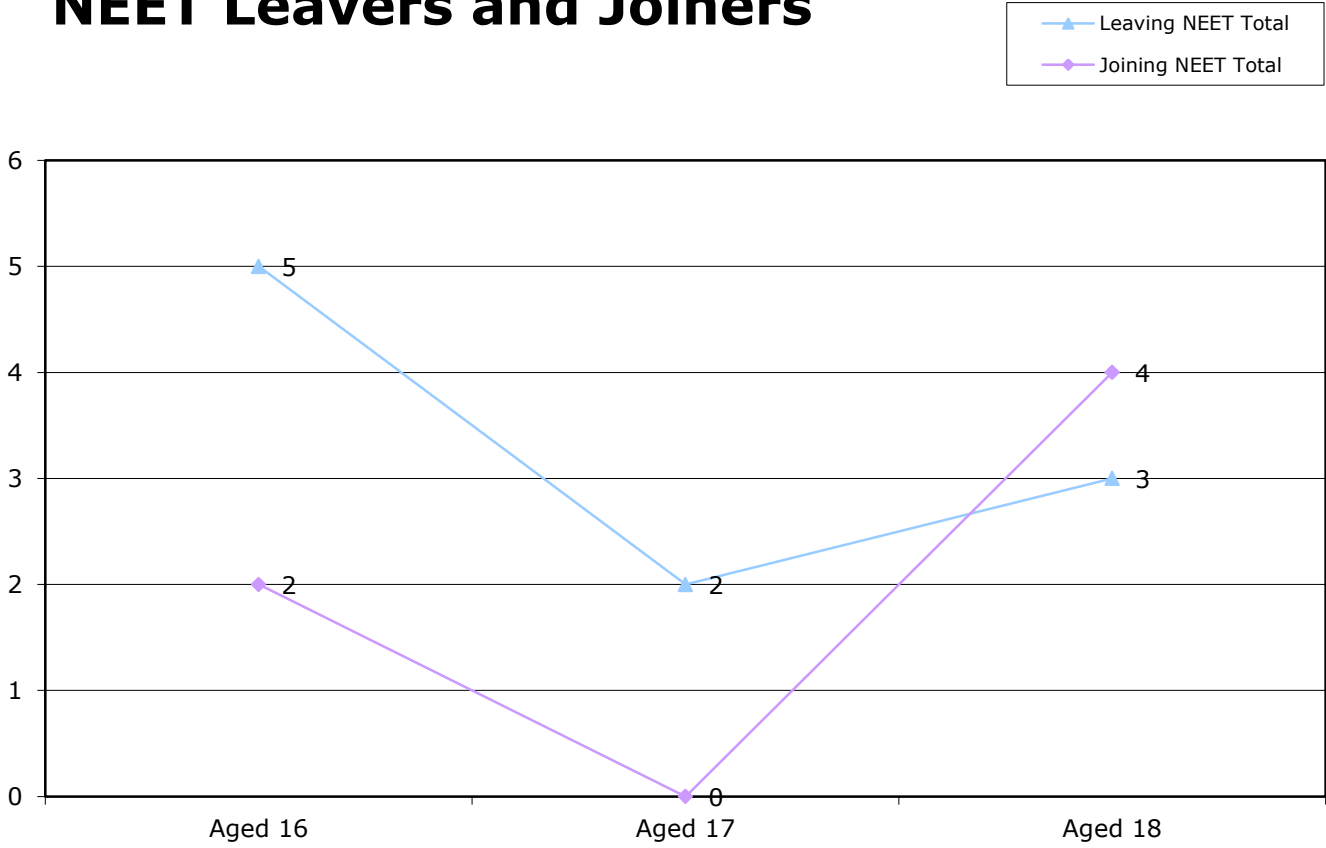
16-18 year old NEET by Vulnerable Group	Jun-15	May-15	Apr-15	Mar-15	Feb-15	Jan-15	Dec-14	Nov-14	Oct-14	Sep-14	Aug-14	Jul-14	Jun-14
Children in Care	11	10	10	11	7	9	9	9	9	10	20	17	17
Caring for own child	24	23	23	20	19	21	20	18	16	16	50	45	44
Asylum seeker	0	0	0	0	0	0	0	0	0	0	0	0	0
Carer not own child	2	2	2	2	2	2	1	0	0	1	2	2	3
Substance Misuse	3	3	2	2	2	3	4	4	3	2	5	7	13
Care Leaver	6	7	7	7	7	7	6	4	4	4	2	2	3
Supervised by YOT	9	10	9	11	10	12	17	19	14	11	11	13	14
Pregnancy	17	17	18	19	16	15	13	12	3	13	18	17	17
Parent not caring for own child	1	1	1	1	1	1	2	1	1	1	2	2	2
SEND (16-18 year olds)	17	18	17	19	15	13	16	17	16	18	30	32	29
SEND (19+ year olds)	96	95	94	95	95	95	96	96	96	98	84	84	86
Total 16-18 NEET with at least one vulnerable group	75	76	75	75	65	67	65	62	56	57	109	108	109

16-18 year old Not Knowns by Vulnerable Group	Jun-15	May-15	Apr-15	Mar-15	Feb-15	Jan-15	Dec-14	Nov-14	Oct-14	Sep-14	Aug-14	Jul-14	Jun-14
Children in Care	6	7	7	9	10	10	10	19	19	40	7	7	5
Caring for own child	7	7	7	6	6	6	5	5	5	10	1	2	2
Asylum seeker	3	3	3	3	3	3	3	3	3	4	2	2	2
Carer not own child	3	3	3	2	1	1	1	1	1	2	1	0	0
Substance Misuse	3	3	2	1	1	1	0	5	5	14	5	6	9
Care Leaver	2	2	2	2	2	2	1	2	2	2	0	0	0
Supervised by YOT	3	0	0	0	0	0	3	8	8	16	4	3	2
Pregnancy	4	4	4	4	4	3	3	3	3	4	1	1	2
Parent not caring for own child	0	0	0	0	0	0	0	1	2	2	1	1	1
SEND (16-18 year olds)	32	32	32	30	32	38	39	46	55	136	11	9	5
SEND (19+ year olds)	220	221	218	208	208	207	206	207	215	237	177	185	190
Total not known with at least one vulnerable group	55	54	53	49	50	55	56	74	82	194	22	21	21

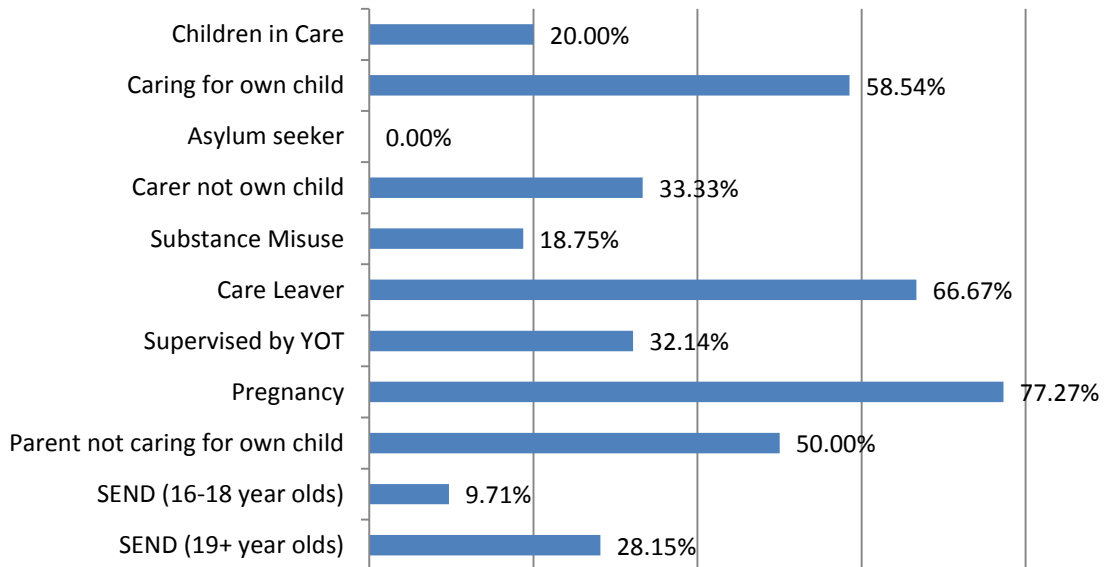
16-18 Year old NEET Leavers & Joiners	Aged 16	Aged 17	Aged 18	16-18 Total	Aged 19
Leaving NEET Total	5	2	3	10	4
Education	0	0	0	0	0
Employment	5	2	2	9	0
Government supported training	0	0	1	1	0
Re-engagement Provision	0	0	0	0	0
NEET in other area	0	0	0	0	0
Custodial Sentence	0	0	0	0	0
Moved Away	0	0	0	0	4
Cannot Be Contacted	0	0	0	0	0
Refused to disclose activity	0	0	0	0	0
Unknown Activity	0	0	0	0	0
Other Reason	0	0	0	0	0
Joining NEET Total	2	0	4	6	0
Education	1	0	0	1	0
Employment	0	0	2	2	0
Government supported training	0	0	0	0	0
Re-engagement Provision	0	0	0	0	0
NEET in other area	0	0	0	0	0
Other (inc custodial sentence)	1	0	2	3	0
Joiners>Leavers	3	2	-1	4	4

16-18 Year Old NEET Labour Market Summary	No	%
Available:		
Working not for reward	6	2.91%
Not yet ready for work or learning	11	5.34%
Start Date agreed (other)	0	0.00%
Start Date agreed (RPA compliant)	2	0.97%
Seeking EET	187	90.78%
Available Total	206	100%
Unavailable:		
Young carers	0	0.00%
Teenage parents	21	30.00%
Illness	33	47.14%
Pregnancy	16	22.86%
Religious grounds	0	0.00%
Unlikely to be economically active	0	0.00%
Other reason	0	0.00%
Unavailable Total	70	100%

NEET Leavers and Joiners



% of Vulnerable Cohorts who are NEET



Education and Young People's Services Performance Management

NEET Monthly Report - Gravesham

16-18 year old cohort by Vulnerable Group	Jun-15	May-15	Apr-15	Mar-15	Feb-15	Jan-15	Dec-14	Nov-14	Oct-14	Sep-14	Aug-14	Jul-14	Jun-14
Children in Care	45	42	45	42	43	45	42	43	42	39	54	55	51
Caring for own child	22	22	20	17	17	17	15	14	14	13	40	39	39
Asylum seeker	4	4	4	4	4	4	4	5	5	5	16	16	15
Carer not own child	7	8	7	7	7	7	7	7	7	6	6	6	7
Substance Misuse	4	3	3	3	3	3	2	4	3	3	8	9	9
Care Leaver	6	6	6	6	6	6	6	6	6	6	5	5	5
Supervised by YOT	24	23	22	20	19	18	18	19	13	12	16	17	17
Pregnancy	31	20	18	18	18	17	17	15	15	14	20	20	18
Parent not caring for own child	1	1	1	1	1	1	1	1	1	1	2	2	2
SEND (16-18 year olds)	155	156	156	156	156	156	153	153	154	137	161	161	148
SEND (19+ year olds)	297	297	297	297	297	296	296	296	296	296	250	252	258
Total 16-18 cohort with at least one vulnerable group	259	247	244	240	240	240	233	233	229	209	286	286	270

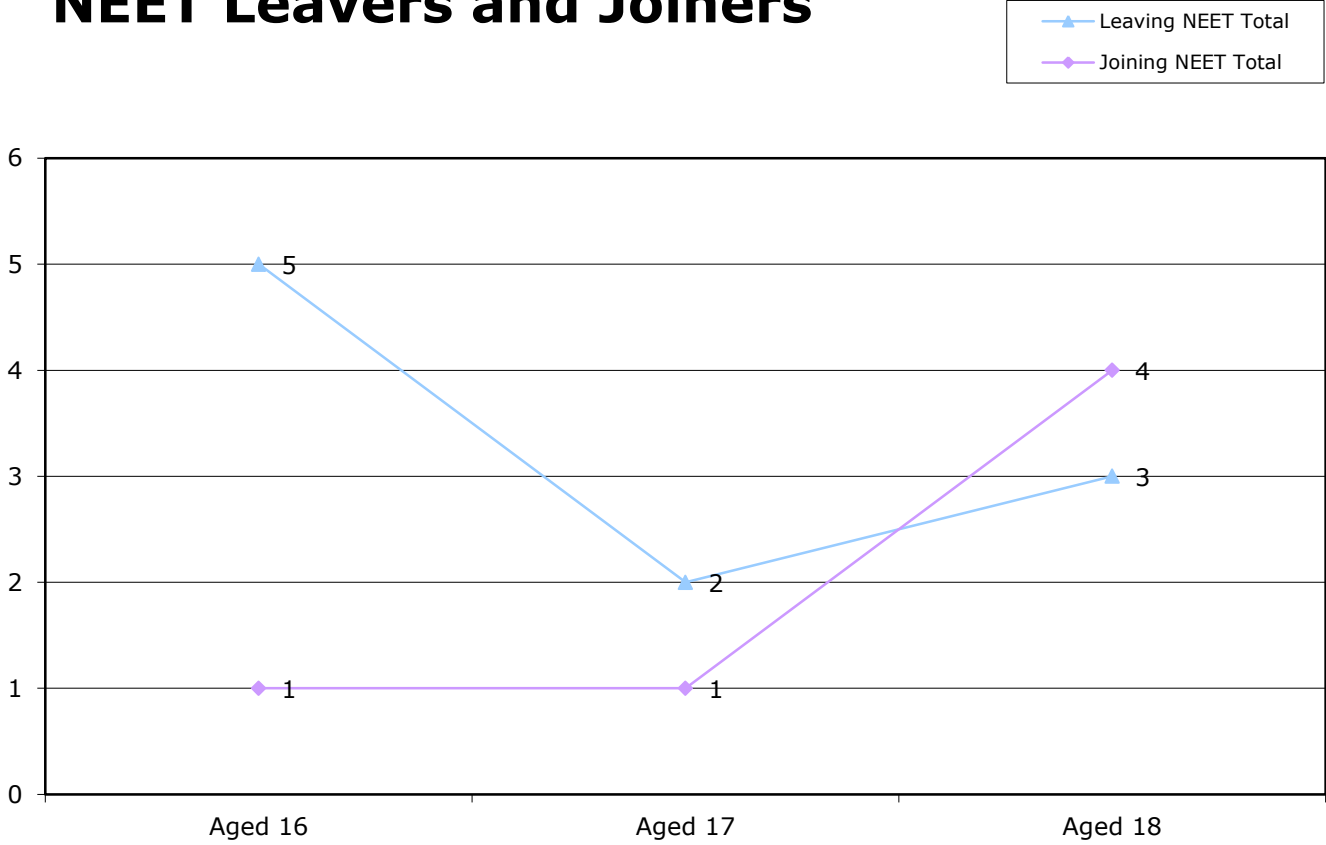
16-18 year old NEET by Vulnerable Group	Jun-15	May-15	Apr-15	Mar-15	Feb-15	Jan-15	Dec-14	Nov-14	Oct-14	Sep-14	Aug-14	Jul-14	Jun-14
Children in Care	14	13	16	11	11	11	11	10	8	9	13	14	13
Caring for own child	17	17	15	12	11	11	9	8	7	7	29	28	27
Asylum seeker	1	1	1	1	1	1	1	1	1	1	1	1	0
Carer not own child	2	2	2	2	2	2	2	2	2	1	3	3	3
Substance Misuse	2	1	0	0	0	1	0	1	0	0	2	3	3
Care Leaver	1	1	1	1	1	1	1	1	1	1	0	0	0
Supervised by YOT	13	11	10	9	8	6	9	8	3	2	7	8	9
Pregnancy	20	17	15	15	15	14	14	12	12	12	18	18	16
Parent not caring for own child	1	1	1	1	1	1	1	1	1	1	1	1	1
SEND (16-18 year olds)	19	20	18	18	18	17	17	17	15	15	24	23	21
SEND (19+ year olds)	65	65	65	64	64	63	64	64	65	66	59	57	56
Total 16-18 NEET with at least one vulnerable group	76	70	64	60	57	56	55	50	43	44	84	83	79

16-18 year old Not Knowns by Vulnerable Group	Jun-15	May-15	Apr-15	Mar-15	Feb-15	Jan-15	Dec-14	Nov-14	Oct-14	Sep-14	Aug-14	Jul-14	Jun-14
Children in Care	8	5	5	5	6	6	6	11	10	21	5	5	6
Caring for own child	3	3	3	3	3	3	4	4	4	4	2	2	3
Asylum seeker	1	1	1	1	2	2	2	4	4	4	4	4	4
Carer not own child	1	2	2	2	2	2	1	1	1	3	0	0	1
Substance Misuse	1	0	0	0	0	0	0	2	2	3	4	4	3
Care Leaver	3	2	2	3	3	3	2	2	2	3	0	0	0
Supervised by YOT	6	3	0	1	1	0	0	2	4	4	4	4	3
Pregnancy	1	0	0	0	0	0	0	0	0	2	0	0	1
Parent not caring for own child	0	0	0	0	0	0	0	0	0	0	0	0	0
SEND (16-18 year olds)	19	18	15	16	16	18	19	20	24	60	24	24	20
SEND (19+ year olds)	213	213	209	207	206	208	204	204	209	219	169	172	181
Total not known with at least one vulnerable group	34	31	26	28	29	30	30	37	41	88	35	35	34

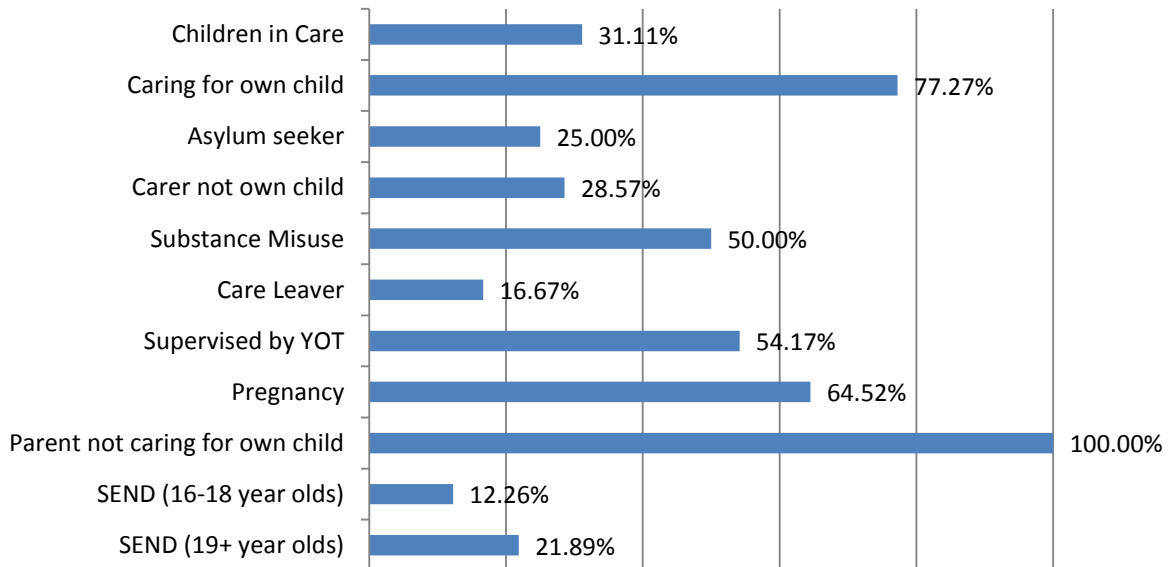
16-18 Year old NEET Leavers & Joiners	Aged 16	Aged 17	Aged 18	16-18 Total	Aged 19
Leaving NEET Total	5	2	3	10	4
Education	0	0	0	0	0
Employment	5	2	2	9	0
Government supported training	0	0	1	1	0
Re-engagement Provision	0	0	0	0	0
NEET in other area	0	0	0	0	0
Custodial Sentence	0	0	0	0	0
Moved Away	0	0	0	0	4
Cannot Be Contacted	0	0	0	0	0
Refused to disclose activity	0	0	0	0	0
Unknown Activity	0	0	0	0	0
Other Reason	0	0	0	0	0
Joining NEET Total	1	1	4	6	0
Education	0	1	0	1	0
Employment	0	0	2	2	0
Government supported training	0	0	0	0	0
Re-engagement Provision	0	0	0	0	0
NEET in other area	0	0	0	0	0
Other (inc custodial sentence)	1	0	2	3	0
Joiners>Leavers	4	1	-1	4	4

16-18 Year Old NEET Labour Market Summary	No	%
Available:		
Working not for reward	6	2.91%
Not yet ready for work or learning	11	5.34%
Start Date agreed (other)	0	0.00%
Start Date agreed (RPA compliant)	2	0.97%
Seeking EET	187	90.78%
Available Total	206	100%
Unavailable:		
Young carers	0	0.00%
Teenage parents	21	30.00%
Illness	33	47.14%
Pregnancy	16	22.86%
Religious grounds	0	0.00%
Unlikely to be economically active	0	0.00%
Other reason	0	0.00%
Unavailable Total	70	100%

NEET Leavers and Joiners



% of Vulnerable Cohorts who are NEET



Education and Young People's Services Performance Management

NEET Monthly Report - Maidstone

16-18 year old cohort by Vulnerable Group	Jun-15	May-15	Apr-15	Mar-15	Feb-15	Jan-15	Dec-14	Nov-14	Oct-14	Sep-14	Aug-14	Jul-14	Jun-14
Children in Care	39	39	37	37	39	38	38	37	40	37	53	53	52
Caring for own child	35	34	33	30	30	27	26	25	26	25	54	52	48
Asylum seeker	4	4	4	4	4	4	4	3	3	3	10	10	10
Carer not own child	7	7	7	7	7	7	7	7	7	8	10	10	10
Substance Misuse	6	6	6	6	7	7	7	9	8	8	12	14	14
Care Leaver	7	7	7	7	7	7	7	7	7	7	5	5	5
Supervised by YOT	14	14	14	14	14	14	16	19	19	16	14	16	16
Pregnancy	17	15	13	13	12	11	10	9	6	4	12	12	8
Parent not caring for own child	1	1	1	1	1	1	1	1	1	1	1	1	2
SEND (16-18 year olds)	208	208	207	206	206	205	206	205	205	205	229	228	212
SEND (19+ year olds)	436	436	436	436	437	436	436	436	436	436	359	363	370
Total 16-18 cohort with at least one vulnerable group	309	306	302	298	297	293	293	297	299	295	364	362	342

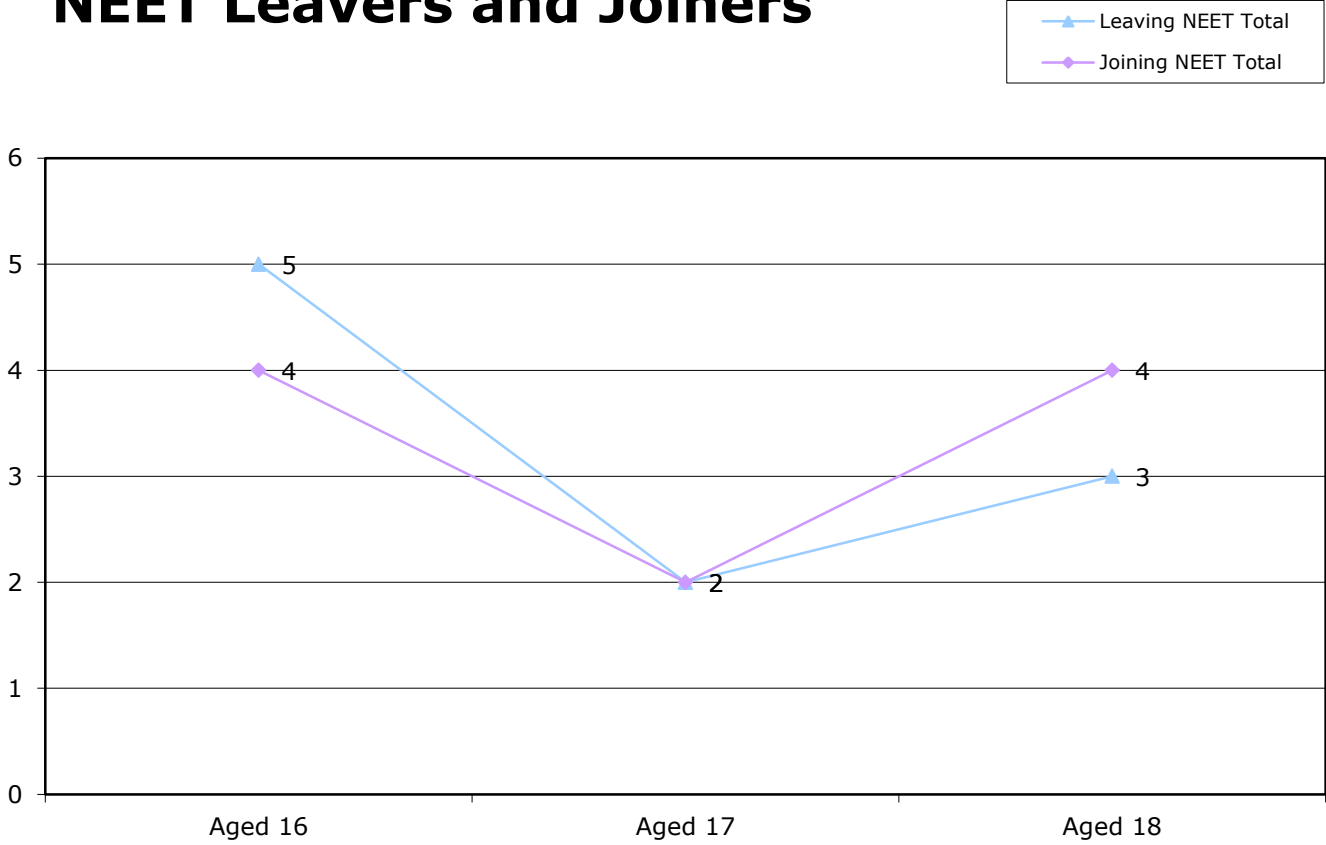
16-18 year old NEET by Vulnerable Group	Jun-15	May-15	Apr-15	Mar-15	Feb-15	Jan-15	Dec-14	Nov-14	Oct-14	Sep-14	Aug-14	Jul-14	Jun-14
Children in Care	9	9	8	9	9	8	6	5	6	8	16	16	14
Caring for own child	26	25	24	21	21	18	17	17	17	18	39	39	36
Asylum seeker	0	0	0	0	0	0	0	0	0	0	1	1	1
Carer not own child	4	4	4	4	4	5	6	5	5	6	8	8	5
Substance Misuse	0	0	0	1	1	2	1	1	1	1	4	6	7
Care Leaver	3	3	3	3	3	3	3	3	4	4	1	1	1
Supervised by YOT	7	8	8	9	8	7	8	7	5	2	7	8	8
Pregnancy	14	14	13	13	12	10	9	8	5	4	12	12	8
Parent not caring for own child	0	0	0	0	0	1	1	1	1	1	1	1	2
SEND (16-18 year olds)	15	14	16	18	16	15	15	15	14	15	27	26	23
SEND (19+ year olds)	101	101	101	102	100	97	94	94	95	96	90	90	92
Total 16-18 NEET with at least one vulnerable group	66	65	65	65	61	58	56	53	50	53	94	98	88

16-18 year old Not Knowns by Vulnerable Group	Jun-15	May-15	Apr-15	Mar-15	Feb-15	Jan-15	Dec-14	Nov-14	Oct-14	Sep-14	Aug-14	Jul-14	Jun-14
Children in Care	8	9	7	6	7	7	5	9	10	22	7	6	12
Caring for own child	4	3	4	3	3	2	3	3	4	5	4	5	6
Asylum seeker	1	1	1	1	1	1	1	2	2	3	2	1	5
Carer not own child	0	0	0	0	0	0	0	0	0	1	0	0	1
Substance Misuse	3	3	3	3	3	3	1	2	3	4	1	1	3
Care Leaver	1	1	1	1	1	1	0	0	1	1	1	2	2
Supervised by YOT	3	3	1	1	0	0	0	4	8	7	2	4	4
Pregnancy	0	0	0	0	0	1	0	0	0	0	0	0	0
Parent not caring for own child	0	0	0	0	0	0	0	0	0	0	0	0	0
SEND (16-18 year olds)	44	41	37	34	36	39	39	40	41	115	21	22	22
SEND (19+ year olds)	292	291	281	269	272	273	279	274	282	325	225	226	233
Total not known with at least one vulnerable group	60	56	50	46	47	50	46	55	65	148	35	39	50

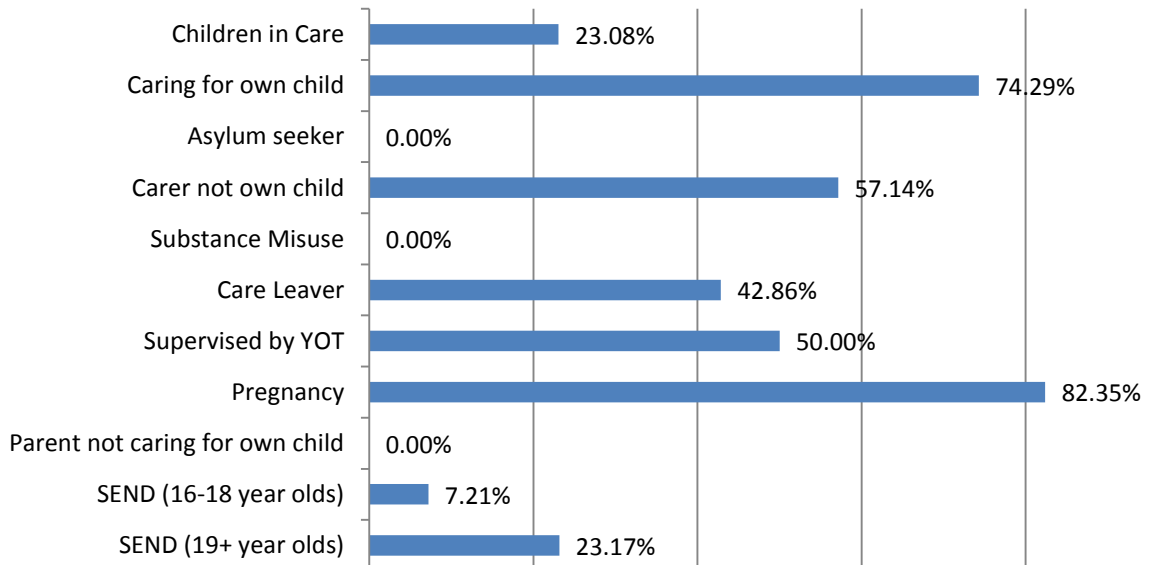
16-18 Year old NEET Leavers & Joiners	Aged 16	Aged 17	Aged 18	16-18 Total	Aged 19
Leaving NEET Total	5	2	3	10	4
Education	0	0	0	0	0
Employment	5	2	2	9	0
Government supported training	0	0	1	1	0
Re-engagement Provision	0	0	0	0	0
NEET in other area	0	0	0	0	0
Custodial Sentence	0	0	0	0	0
Moved Away	0	0	0	0	4
Cannot Be Contacted	0	0	0	0	0
Refused to disclose activity	0	0	0	0	0
Unknown Activity	0	0	0	0	0
Other Reason	0	0	0	0	0
Joining NEET Total	4	2	4	10	1
Education	3	2	0	5	1
Employment	0	0	2	2	0
Government supported training	0	0	0	0	0
Re-engagement Provision	0	0	0	0	0
NEET in other area	0	0	0	0	0
Other (inc custodial sentence)	1	0	2	3	0
Joiners>Leavers	1	0	-1	0	3

16-18 Year Old NEET Labour Market Summary	No	%
Available:		
Working not for reward	6	2.91%
Not yet ready for work or learning	11	5.34%
Start Date agreed (other)	0	0.00%
Start Date agreed (RPA compliant)	2	0.97%
Seeking EET	187	90.78%
Available Total	206	100%
Unavailable:		
Young carers	0	0.00%
Teenage parents	21	30.00%
Illness	33	47.14%
Pregnancy	16	22.86%
Religious grounds	0	0.00%
Unlikely to be economically active	0	0.00%
Other reason	0	0.00%
Unavailable Total	70	100%

NEET Leavers and Joiners



% of Vulnerable Cohorts who are NEET



Education and Young People's Services Performance Management

NEET Monthly Report - Sevenoaks

16-18 year old cohort by Vulnerable Group	Jun-15	May-15	Apr-15	Mar-15	Feb-15	Jan-15	Dec-14	Nov-14	Oct-14	Sep-14	Aug-14	Jul-14	Jun-14
Children in Care	17	14	14	14	14	14	15	14	16	18	21	21	19
Caring for own child	13	12	11	11	11	11	10	10	10	10	24	22	23
Asylum seeker	0	0	0	0	0	0	0	0	0	0	0	0	0
Carer not own child	4	4	4	3	3	3	3	3	3	3	5	5	5
Substance Misuse	4	5	5	5	5	4	4	6	6	6	7	7	7
Care Leaver	0	0	0	0	0	0	0	0	0	0	0	0	0
Supervised by YOT	18	18	18	18	18	18	20	22	21	22	11	12	13
Pregnancy	9	8	8	8	5	5	3	3	3	3	6	6	5
Parent not caring for own child	0	0	0	0	0	0	0	0	0	0	0	0	0
SEND (16-18 year olds)	115	115	115	115	115	115	116	120	124	136	127	127	120
SEND (19+ year olds)	232	232	232	232	232	232	232	232	232	233	188	191	195
Total 16-18 cohort with at least one vulnerable group	164	161	160	159	156	155	155	162	166	180	178	178	171

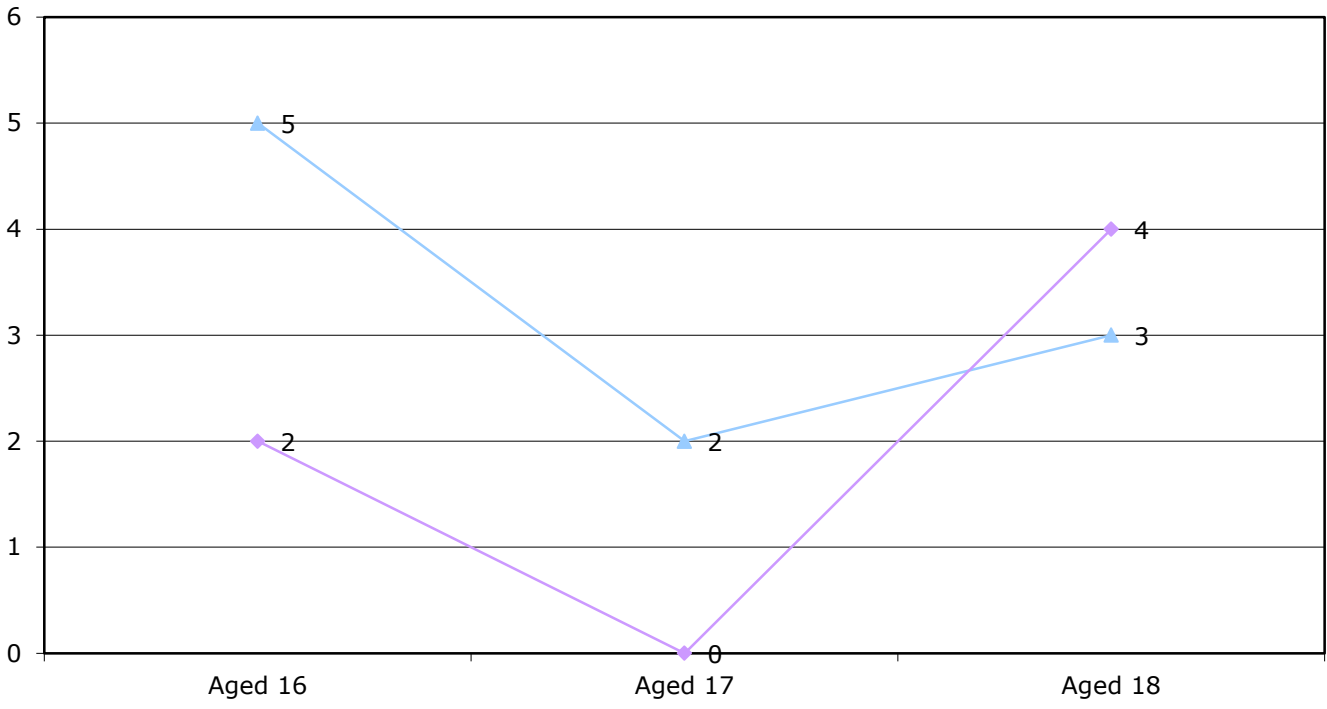
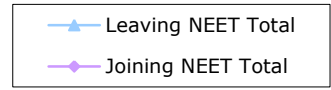
16-18 year old NEET by Vulnerable Group	Jun-15	May-15	Apr-15	Mar-15	Feb-15	Jan-15	Dec-14	Nov-14	Oct-14	Sep-14	Aug-14	Jul-14	Jun-14
Children in Care	1	1	1	1	1	1	1	1	1	1	1	1	2
Caring for own child	8	7	7	7	7	7	6	6	6	7	15	15	18
Asylum seeker	0	0	0	0	0	0	0	0	0	0	0	0	0
Carer not own child	1	1	1	0	0	0	1	1	1	1	3	3	3
Substance Misuse	1	2	2	1	1	1	1	3	3	3	2	2	2
Care Leaver	0	0	0	0	0	0	0	0	0	0	0	0	0
Supervised by YOT	3	2	2	2	2	2	3	1	1	1	4	3	3
Pregnancy	7	6	6	6	3	3	2	2	2	3	4	4	3
Parent not caring for own child	0	0	0	0	0	0	0	0	0	0	0	0	0
SEND (16-18 year olds)	4	4	4	4	3	3	3	3	3	4	10	10	8
SEND (19+ year olds)	31	32	31	31	31	32	32	32	30	32	27	26	26
Total 16-18 NEET with at least one vulnerable group	23	21	21	19	15	15	15	15	15	18	31	32	33

16-18 year old Not Knowns by Vulnerable Group	Jun-15	May-15	Apr-15	Mar-15	Feb-15	Jan-15	Dec-14	Nov-14	Oct-14	Sep-14	Aug-14	Jul-14	Jun-14
Children in Care	4	3	3	3	3	3	5	7	9	14	0	1	0
Caring for own child	1	0	0	0	0	0	0	2	2	2	1	1	2
Asylum seeker	0	0	0	0	0	0	0	0	0	0	0	0	0
Carer not own child	2	2	2	1	1	1	1	1	1	1	0	0	0
Substance Misuse	2	1	1	1	1	0	0	1	1	0	0	1	1
Care Leaver	0	0	0	0	0	0	0	0	0	0	0	0	0
Supervised by YOT	2	1	1	2	0	0	1	8	7	9	1	3	2
Pregnancy	1	1	1	0	0	0	0	0	0	0	0	0	0
Parent not caring for own child	0	0	0	0	0	0	0	0	0	0	0	0	0
SEND (16-18 year olds)	17	12	11	10	9	9	11	25	30	83	15	16	11
SEND (19+ year olds)	187	186	183	173	173	164	165	170	173	183	115	129	133
Total not known with at least one vulnerable group	25	18	17	15	13	12	16	36	41	99	17	21	15

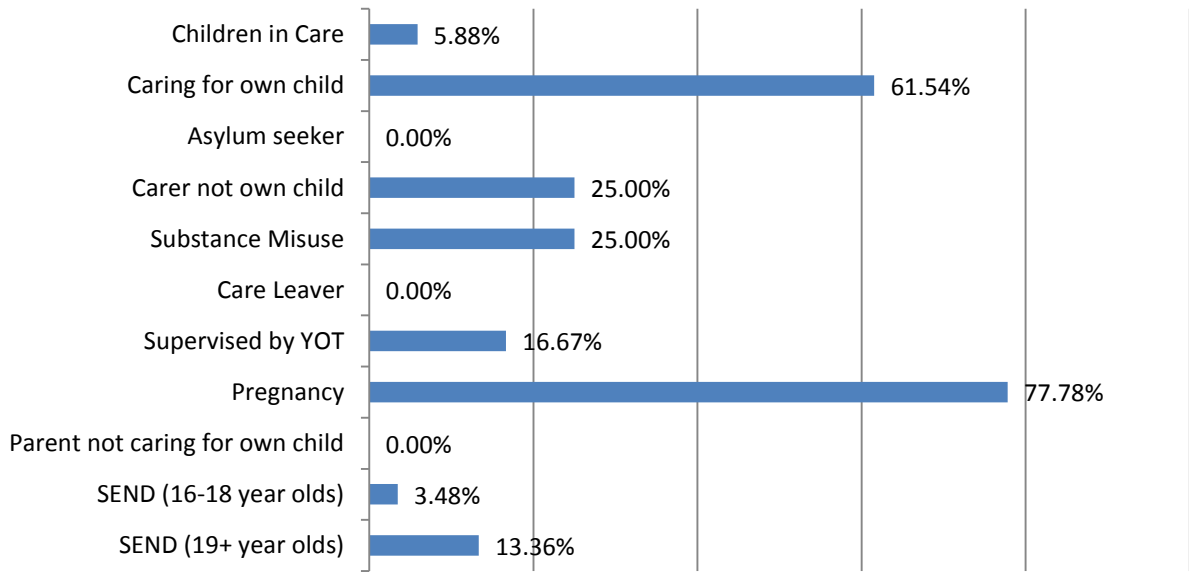
16-18 Year old NEET Leavers & Joiners	Aged 16	Aged 17	Aged 18	16-18 Total	Aged 19
Leaving NEET Total	5	2	3	10	4
Education	0	0	0	0	0
Employment	5	2	2	9	0
Government supported training	0	0	1	1	0
Re-engagement Provision	0	0	0	0	0
NEET in other area	0	0	0	0	0
Custodial Sentence	0	0	0	0	0
Moved Away	0	0	0	0	4
Cannot Be Contacted	0	0	0	0	0
Refused to disclose activity	0	0	0	0	0
Unknown Activity	0	0	0	0	0
Other Reason	0	0	0	0	0
Joining NEET Total	2	0	4	6	0
Education	1	0	0	1	0
Employment	0	0	2	2	0
Government supported training	0	0	0	0	0
Re-engagement Provision	0	0	0	0	0
NEET in other area	0	0	0	0	0
Other (inc custodial sentence)	1	0	2	3	0
Joiners>Leavers	3	2	-1	4	4

16-18 Year Old NEET Labour Market Summary	No	%
Available:		
Working not for reward	6	2.91%
Not yet ready for work or learning	11	5.34%
Start Date agreed (other)	0	0.00%
Start Date agreed (RPA compliant)	2	0.97%
Seeking EET	187	90.78%
Available Total	206	100%
Unavailable:		
Young carers	0	0.00%
Teenage parents	21	30.00%
Illness	33	47.14%
Pregnancy	16	22.86%
Religious grounds	0	0.00%
Unlikely to be economically active	0	0.00%
Other reason	0	0.00%
Unavailable Total	70	100%

NEET Leavers and Joiners



% of Vulnerable Cohorts who are NEET



Education and Young People's Services Performance Management

NEET Monthly Report - Shepway

16-18 year old cohort by Vulnerable Group	Jun-15	May-15	Apr-15	Mar-15	Feb-15	Jan-15	Dec-14	Nov-14	Oct-14	Sep-14	Aug-14	Jul-14	Jun-14
Children in Care	62	62	59	59	61	61	62	63	65	68	66	66	59
Caring for own child	47	41	38	34	34	33	30	29	24	24	48	45	44
Asylum seeker	2	2	2	2	2	2	2	2	3	3	8	8	8
Carer not own child	4	4	4	4	3	3	1	1	1	1	4	4	4
Substance Misuse	9	9	9	9	9	9	9	16	16	16	19	24	24
Care Leaver	18	18	18	18	16	16	15	14	13	13	15	14	14
Supervised by YOT	26	27	26	25	25	24	26	26	27	28	7	10	9
Pregnancy	21	19	17	15	15	14	15	15	13	13	23	23	23
Parent not caring for own child	4	4	4	4	4	4	4	3	3	3	4	4	4
SEND (16-18 year olds)	154	153	153	153	153	152	153	150	146	138	160	160	148
SEND (19+ year olds)	286	286	286	286	287	287	288	288	288	288	239	246	246
Total 16-18 cohort with at least one vulnerable group	305	300	292	286	285	281	278	278	269	264	306	309	291

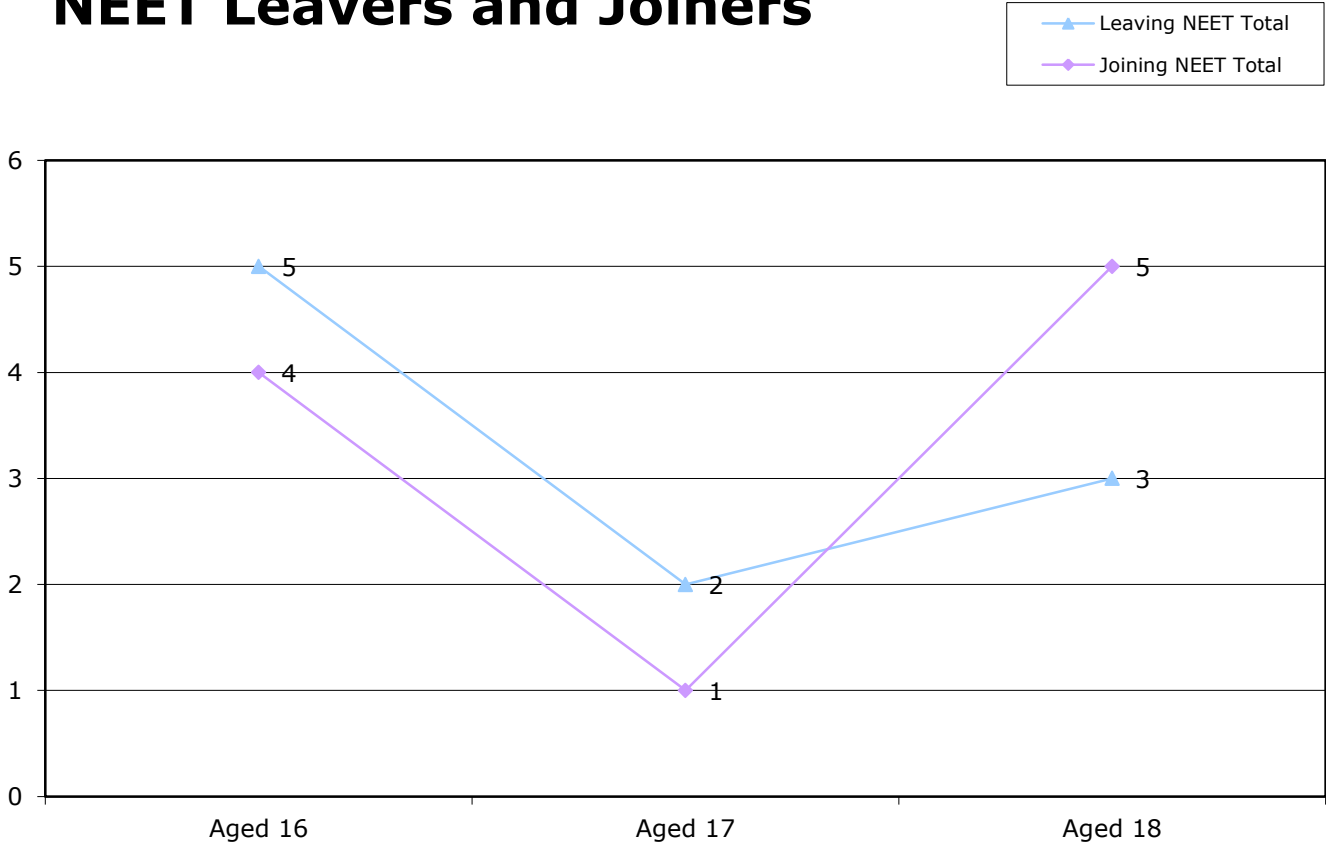
16-18 year old NEET by Vulnerable Group	Jun-15	May-15	Apr-15	Mar-15	Feb-15	Jan-15	Dec-14	Nov-14	Oct-14	Sep-14	Aug-14	Jul-14	Jun-14
Children in Care	11	11	10	11	10	11	14	13	11	15	14	15	16
Caring for own child	34	28	26	22	22	19	14	13	9	11	25	27	27
Asylum seeker	1	1	1	1	1	1	2	2	1	1	1	1	1
Carer not own child	3	3	3	3	2	2	0	0	0	0	1	1	1
Substance Misuse	1	1	1	1	1	1	1	4	4	4	5	10	12
Care Leaver	7	7	6	6	6	6	5	5	6	8	8	8	8
Supervised by YOT	8	9	7	6	5	5	5	5	5	7	1	5	4
Pregnancy	13	14	13	11	11	11	9	8	10	10	18	18	18
Parent not caring for own child	1	1	1	1	1	1	1	0	1	2	3	3	2
SEND (16-18 year olds)	15	14	15	17	15	15	14	13	11	15	23	24	21
SEND (19+ year olds)	77	77	76	77	75	75	72	72	75	75	71	50	49
Total 16-18 NEET with at least one vulnerable group	82	79	74	70	66	63	55	50	47	57	82	92	91

16-18 year old Not Knowns by Vulnerable Group	Jun-15	May-15	Apr-15	Mar-15	Feb-15	Jan-15	Dec-14	Nov-14	Oct-14	Sep-14	Aug-14	Jul-14	Jun-14
Children in Care	10	10	6	5	4	4	3	6	14	26	8	7	6
Caring for own child	6	6	7	6	6	7	7	8	8	10	4	3	4
Asylum seeker	0	0	0	0	0	0	0	0	2	1	4	5	5
Carer not own child	1	1	0	0	0	0	0	0	0	1	1	1	1
Substance Misuse	3	2	2	1	1	2	1	5	5	8	3	3	4
Care Leaver	4	4	3	3	2	3	3	3	3	3	3	4	5
Supervised by YOT	6	6	4	1	0	0	1	5	5	10	2	3	1
Pregnancy	2	1	1	1	1	1	3	2	1	1	0	0	0
Parent not caring for own child	2	2	2	1	0	0	0	0	0	1	0	1	1
SEND (16-18 year olds)	30	27	24	19	17	18	21	24	28	67	7	8	6
SEND (19+ year olds)	184	184	178	165	161	159	166	164	170	195	111	140	143
Total not known with at least one vulnerable group	54	49	42	31	27	31	35	46	54	114	24	25	27

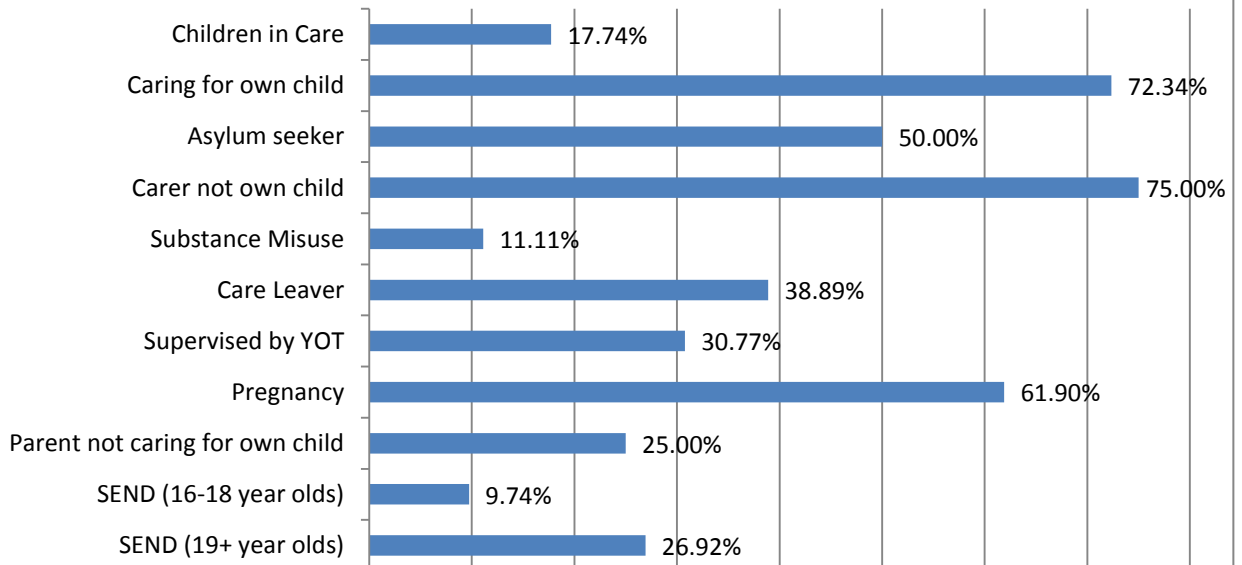
16-18 Year old NEET Leavers & Joiners	Aged 16	Aged 17	Aged 18	16-18 Total	Aged 19
Leaving NEET Total	5	2	3	10	4
Education	0	0	0	0	0
Employment	5	2	2	9	0
Government supported training	0	0	1	1	0
Re-engagement Provision	0	0	0	0	0
NEET in other area	0	0	0	0	0
Custodial Sentence	0	0	0	0	0
Moved Away	0	0	0	0	4
Cannot Be Contacted	0	0	0	0	0
Refused to disclose activity	0	0	0	0	0
Unknown Activity	0	0	0	0	0
Other Reason	0	0	0	0	0
Joining NEET Total	4	1	5	10	0
Education	3	1	1	5	0
Employment	0	0	2	2	0
Government supported training	0	0	0	0	0
Re-engagement Provision	0	0	0	0	0
NEET in other area	0	0	0	0	0
Other (inc custodial sentence)	1	0	2	3	0
Joiners>Leavers	1	1	-2	0	4

16-18 Year Old NEET Labour Market Summary	No	%
Available:		
Working not for reward	6	2.91%
Not yet ready for work or learning	11	5.34%
Start Date agreed (other)	0	0.00%
Start Date agreed (RPA compliant)	2	0.97%
Seeking EET	187	90.78%
Available Total	206	100%
Unavailable:		
Young carers	0	0.00%
Teenage parents	21	30.00%
Illness	33	47.14%
Pregnancy	16	22.86%
Religious grounds	0	0.00%
Unlikely to be economically active	0	0.00%
Other reason	0	0.00%
Unavailable Total	70	100%

NEET Leavers and Joiners



% of Vulnerable Cohorts who are NEET



Education and Young People's Services Performance Management

NEET Monthly Report - Swale

16-18 year old cohort by Vulnerable Group	Jun-15	May-15	Apr-15	Mar-15	Feb-15	Jan-15	Dec-14	Nov-14	Oct-14	Sep-14	Aug-14	Jul-14	Jun-14
Children in Care	97	93	94	94	94	94	95	97	90	88	89	90	86
Caring for own child	44	43	38	37	37	36	31	31	31	29	84	79	79
Asylum seeker	5	5	5	5	5	6	6	6	6	6	5	6	6
Carer not own child	12	12	12	10	10	9	7	7	8	7	9	9	9
Substance Misuse	3	3	3	3	3	3	3	6	6	6	6	6	6
Care Leaver	8	8	7	7	7	7	7	8	8	8	8	8	8
Supervised by YOT	20	18	18	18	18	18	22	23	22	18	19	20	21
Pregnancy	37	34	30	26	23	20	20	17	15	17	23	23	22
Parent not caring for own child	2	2	2	2	2	2	1	1	1	1	1	1	1
SEND (16-18 year olds)	227	227	227	228	228	226	225	227	228	215	251	251	235
SEND (19+ year olds)	430	430	430	430	430	430	430	430	431	431	343	348	351
Total 16-18 cohort with at least one vulnerable group	404	396	387	382	378	372	364	366	362	344	444	441	420

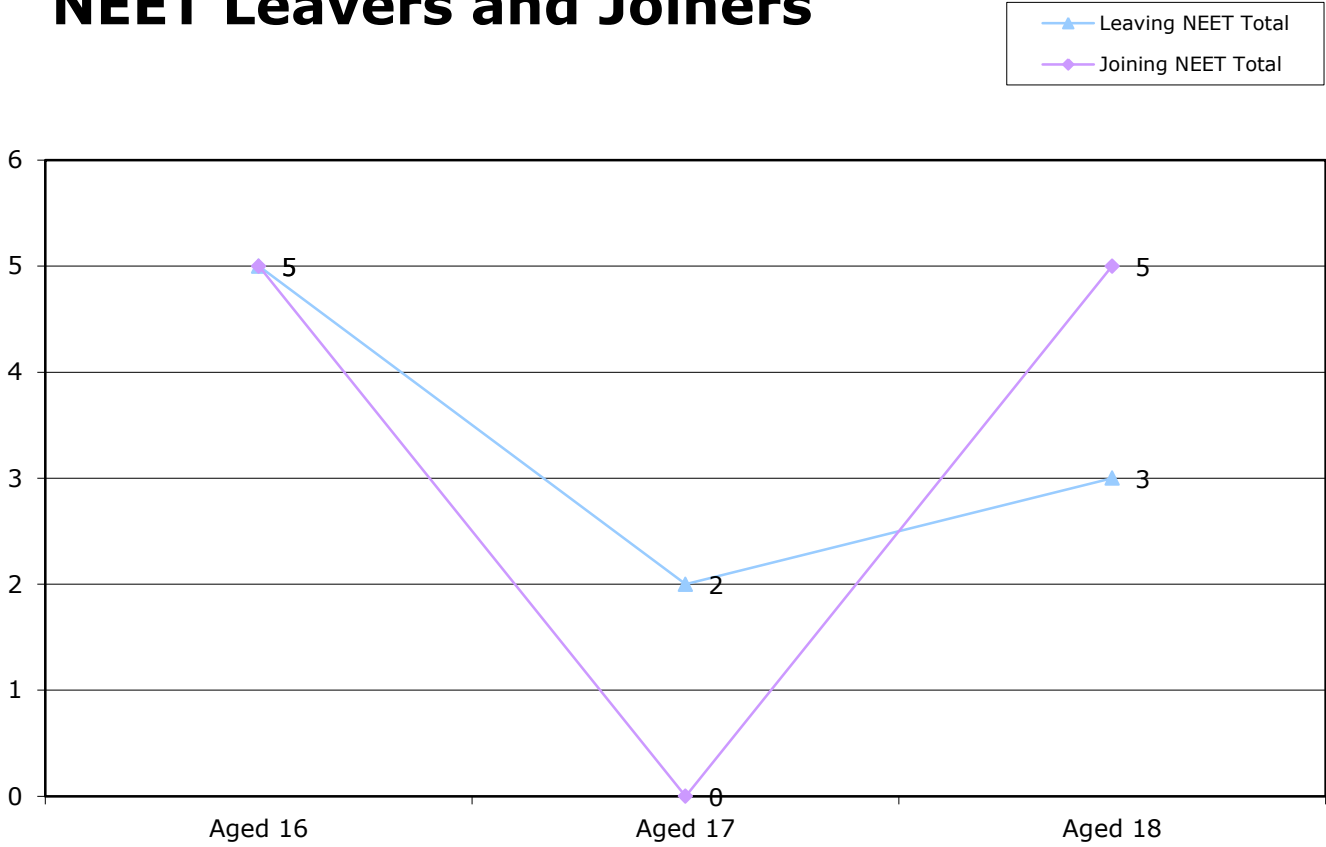
16-18 year old NEET by Vulnerable Group	Jun-15	May-15	Apr-15	Mar-15	Feb-15	Jan-15	Dec-14	Nov-14	Oct-14	Sep-14	Aug-14	Jul-14	Jun-14
Children in Care	12	12	13	12	12	10	10	8	7	10	16	15	16
Caring for own child	39	38	33	34	34	33	28	27	27	26	61	60	60
Asylum seeker	0	0	0	0	0	0	0	0	0	1	1	1	1
Carer not own child	7	7	6	5	5	4	2	2	2	2	1	1	1
Substance Misuse	0	0	0	0	0	0	0	1	1	1	1	1	1
Care Leaver	1	1	1	1	1	1	1	1	1	2	4	3	3
Supervised by YOT	4	4	3	3	5	5	6	4	3	1	5	5	7
Pregnancy	26	25	20	18	15	14	13	11	9	11	14	14	12
Parent not caring for own child	1	0	0	0	1	1	0	0	0	0	0	0	0
SEND (16-18 year olds)	30	31	33	30	27	26	25	20	26	25	46	47	39
SEND (19+ year olds)	117	113	112	112	111	112	112	106	109	112	94	94	95
Total 16-18 NEET with at least one vulnerable group	111	110	101	96	92	86	75	64	68	72	133	132	124

16-18 year old Not Knowns by Vulnerable Group	Jun-15	May-15	Apr-15	Mar-15	Feb-15	Jan-15	Dec-14	Nov-14	Oct-14	Sep-14	Aug-14	Jul-14	Jun-14
Children in Care	16	17	14	10	11	10	13	28	30	55	7	7	8
Caring for own child	3	3	2	2	2	1	1	1	1	1	7	9	12
Asylum seeker	0	0	0	0	0	0	0	0	0	3	0	0	0
Carer not own child	1	1	1	1	1	1	1	1	1	5	3	2	2
Substance Misuse	1	1	1	1	1	0	0	2	1	4	0	1	1
Care Leaver	3	2	2	2	2	2	1	3	3	3	2	2	2
Supervised by YOT	5	3	3	1	1	0	0	10	9	12	4	3	3
Pregnancy	6	6	6	3	3	3	2	2	2	5	3	3	4
Parent not caring for own child	0	1	0	0	0	0	0	0	0	1	0	0	0
SEND (16-18 year olds)	33	32	32	28	29	29	35	43	45	116	21	20	16
SEND (19+ year olds)	262	262	262	256	257	255	253	245	246	293	190	195	201
Total not known with at least one vulnerable group	59	56	52	41	42	40	46	73	77	178	40	41	44

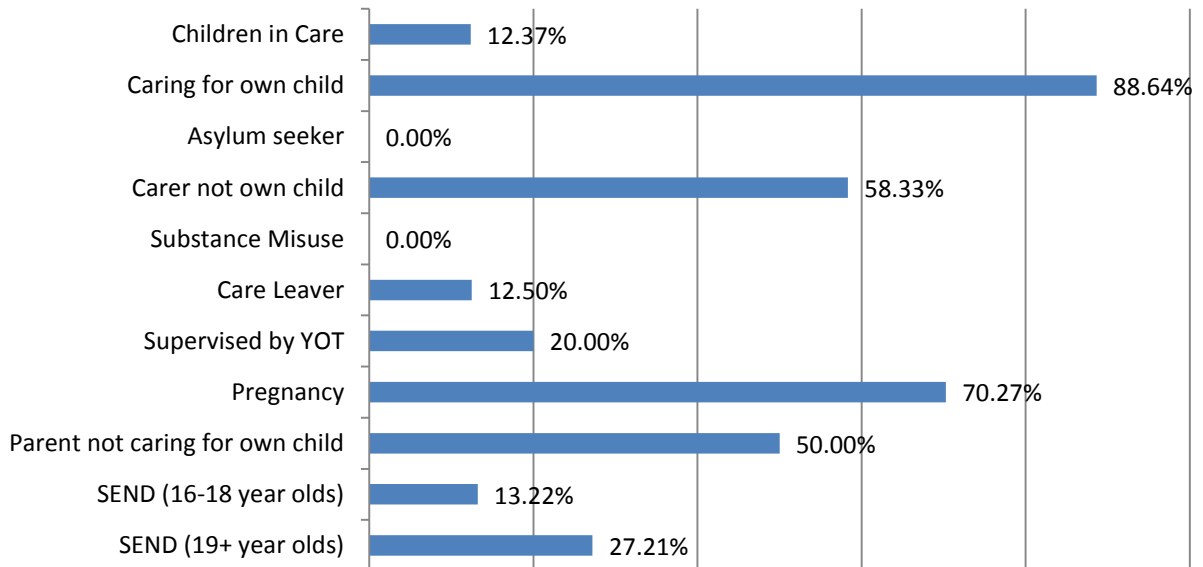
16-18 Year old NEET Leavers & Joiners	Aged 16	Aged 17	Aged 18	16-18 Total	Aged 19
Leaving NEET Total	5	2	3	10	4
Education	0	0	0	0	0
Employment	5	2	2	9	0
Government supported training	0	0	1	1	0
Re-engagement Provision	0	0	0	0	0
NEET in other area	0	0	0	0	0
Custodial Sentence	0	0	0	0	0
Moved Away	0	0	0	0	4
Cannot Be Contacted	0	0	0	0	0
Refused to disclose activity	0	0	0	0	0
Unknown Activity	0	0	0	0	0
Other Reason	0	0	0	0	0
Joining NEET Total	5	0	5	10	0
Education	4	0	1	5	0
Employment	0	0	2	2	0
Government supported training	0	0	0	0	0
Re-engagement Provision	0	0	0	0	0
NEET in other area	0	0	0	0	0
Other (inc custodial sentence)	1	0	2	3	0
Joiners>Leavers	0	2	-2	0	4

16-18 Year Old NEET Labour Market Summary	No	%
Available:		
Working not for reward	6	2.91%
Not yet ready for work or learning	11	5.34%
Start Date agreed (other)	0	0.00%
Start Date agreed (RPA compliant)	2	0.97%
Seeking EET	187	90.78%
Available Total	206	100%
Unavailable:		
Young carers	0	0.00%
Teenage parents	21	30.00%
Illness	33	47.14%
Pregnancy	16	22.86%
Religious grounds	0	0.00%
Unlikely to be economically active	0	0.00%
Other reason	0	0.00%
Unavailable Total	70	100%

NEET Leavers and Joiners



% of Vulnerable Cohorts who are NEET



Education and Young People's Services Performance Management

NEET Monthly Report - Thanet

16-18 year old cohort by Vulnerable Group	Jun-15	May-15	Apr-15	Mar-15	Feb-15	Jan-15	Dec-14	Nov-14	Oct-14	Sep-14	Aug-14	Jul-14	Jun-14
Children in Care	158	154	154	155	154	153	154	156	150	144	155	155	152
Caring for own child	66	65	66	66	67	66	63	60	56	55	117	80	79
Asylum seeker	5	5	5	5	5	5	5	5	5	5	5	5	5
Carer not own child	12	12	12	11	10	10	10	10	9	8	9	9	8
Substance Misuse	6	6	6	6	6	6	6	8	9	9	17	18	19
Care Leaver	17	17	17	17	17	16	16	16	16	15	10	10	10
Supervised by YOT	42	42	43	43	43	43	44	51	51	45	25	26	25
Pregnancy	36	34	31	31	30	29	25	25	26	26	29	36	33
Parent not caring for own child	2	2	2	2	1	1	1	1	1	1	3	3	3
SEND (16-18 year olds)	277	278	279	280	281	284	286	286	282	285	309	307	263
SEND (19+ year olds)	461	461	461	461	461	461	462	461	461	461	371	381	390
Total 16-18 cohort with at least one vulnerable group	523	519	517	517	517	517	513	517	510	507	572	543	509

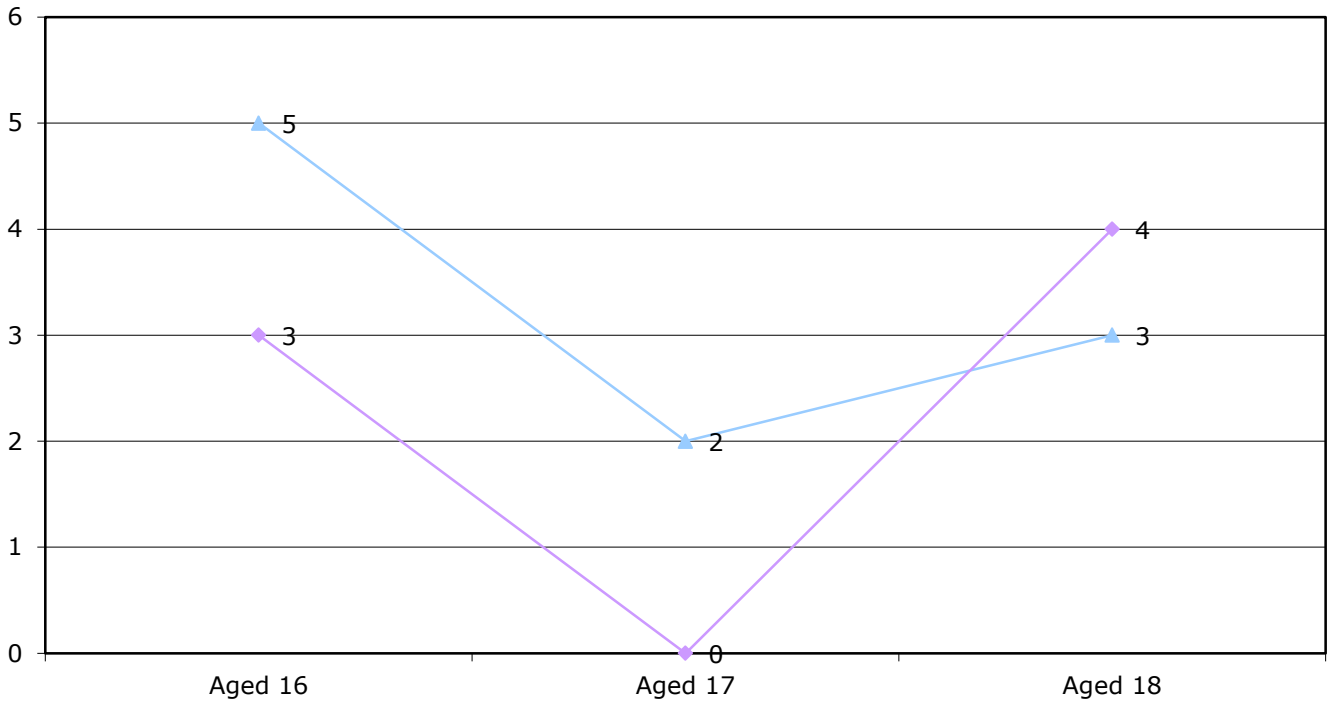
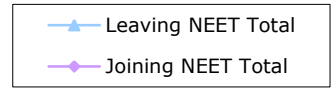
16-18 year old NEET by Vulnerable Group	Jun-15	May-15	Apr-15	Mar-15	Feb-15	Jan-15	Dec-14	Nov-14	Oct-14	Sep-14	Aug-14	Jul-14	Jun-14
Children in Care	24	24	23	20	20	19	18	19	15	17	42	41	40
Caring for own child	41	41	41	39	39	38	35	32	27	32	72	58	58
Asylum seeker	0	0	0	0	0	0	0	0	0	0	0	0	0
Carer not own child	5	5	6	5	4	3	3	2	1	2	4	5	4
Substance Misuse	1	1	1	1	1	2	2	2	1	2	6	7	7
Care Leaver	6	6	7	7	7	6	6	5	6	10	7	7	7
Supervised by YOT	15	16	19	18	18	20	19	14	12	8	12	13	13
Pregnancy	25	24	21	21	20	21	16	15	14	16	18	24	22
Parent not caring for own child	2	2	2	2	1	1	1	0	1	0	1	1	1
SEND (16-18 year olds)	29	29	30	29	26	28	30	25	19	19	44	47	36
SEND (19+ year olds)	121	120	120	120	121	122	122	121	126	128	107	109	113
Total 16-18 NEET with at least one vulnerable group	125	124	123	117	114	115	107	96	83	92	161	163	154

16-18 year old Not Known by Vulnerable Group	Jun-15	May-15	Apr-15	Mar-15	Feb-15	Jan-15	Dec-14	Nov-14	Oct-14	Sep-14	Aug-14	Jul-14	Jun-14
Children in Care	24	24	24	23	24	23	23	34	36	89	14	19	19
Caring for own child	10	9	9	9	9	7	8	10	10	17	6	5	5
Asylum seeker	2	2	2	2	2	2	2	2	4	2	2	2	2
Carer not own child	1	1	1	1	1	2	2	1	2	5	0	0	0
Substance Misuse	0	0	0	0	1	1	0	2	2	6	5	7	7
Care Leaver	3	3	3	3	2	2	2	2	1	1	0	0	0
Supervised by YOT	4	4	2	3	2	0	1	15	15	24	3	4	3
Pregnancy	4	4	4	2	3	3	2	2	2	6	2	2	2
Parent not caring for own child	0	0	0	0	0	0	0	0	0	0	1	1	1
SEND (16-18 year olds)	45	46	46	46	45	46	48	60	67	193	21	21	20
SEND (19+ year olds)	306	307	303	295	295	295	292	288	293	322	197	205	211
Total not known with at least one vulnerable group	74	74	75	72	75	72	74	103	111	295	44	49	48

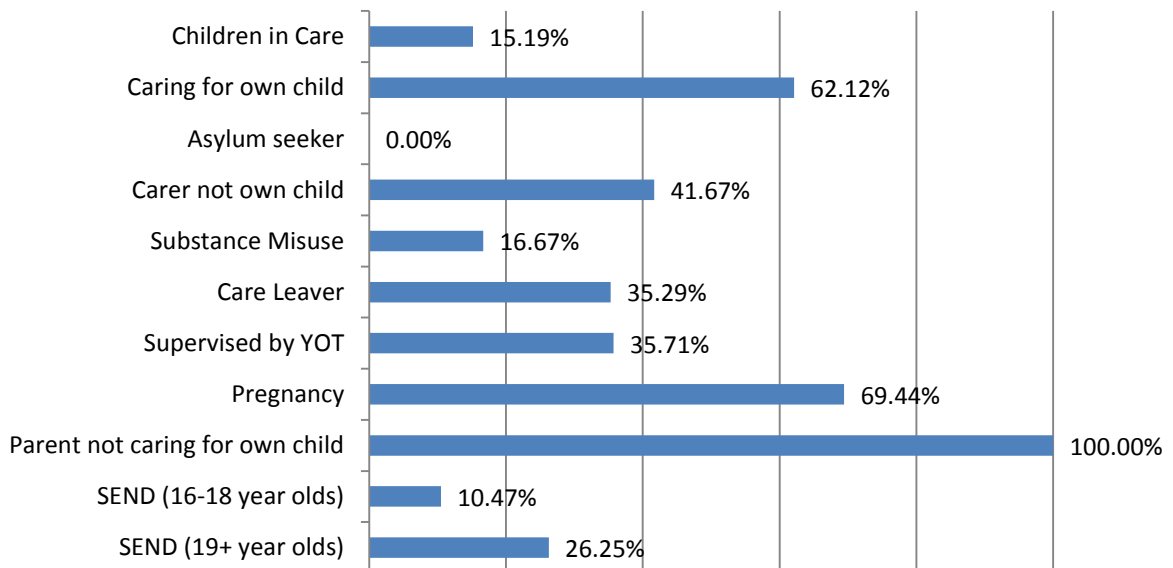
16-18 Year old NEET Leavers & Joiners	Aged 16	Aged 17	Aged 18	16-18 Total	Aged 19
Leaving NEET Total	5	2	3	10	4
Education	0	0	0	0	0
Employment	5	2	2	9	0
Government supported training	0	0	1	1	0
Re-engagement Provision	0	0	0	0	0
NEET in other area	0	0	0	0	0
Custodial Sentence	0	0	0	0	0
Moved Away	0	0	0	0	4
Cannot Be Contacted	0	0	0	0	0
Refused to disclose activity	0	0	0	0	0
Unknown Activity	0	0	0	0	0
Other Reason	0	0	0	0	0
Joining NEET Total	3	0	4	7	0
Education	2	0	0	2	0
Employment	0	0	2	2	0
Government supported training	0	0	0	0	0
Re-engagement Provision	0	0	0	0	0
NEET in other area	0	0	0	0	0
Other (inc custodial sentence)	1	0	2	3	0
Joiners>Leavers	2	2	-1	3	4

16-18 Year Old NEET Labour Market Summary	No	%
Available:		
Working not for reward	6	2.91%
Not yet ready for work or learning	11	5.34%
Start Date agreed (other)	0	0.00%
Start Date agreed (RPA compliant)	2	0.97%
Seeking EET	187	90.78%
Available Total	206	100%
Unavailable:		
Young carers	0	0.00%
Teenage parents	21	30.00%
Illness	33	47.14%
Pregnancy	16	22.86%
Religious grounds	0	0.00%
Unlikely to be economically active	0	0.00%
Other reason	0	0.00%
Unavailable Total	70	100%

NEET Leavers and Joiners



% of Vulnerable Cohorts who are NEET



Education and Young People's Services Performance Management

NEET Monthly Report - Tonbridge & Malling

16-18 year old cohort by Vulnerable Group	Jun-15	May-15	Apr-15	Mar-15	Feb-15	Jan-15	Dec-14	Nov-14	Oct-14	Sep-14	Aug-14	Jul-14	Jun-14
Children in Care	34	32	32	32	31	31	31	27	27	27	26	26	24
Caring for own child	25	25	25	26	23	23	19	18	16	16	37	35	35
Asylum seeker	0	0	0	0	0	0	0	0	0	0	1	1	1
Carer not own child	11	11	11	11	10	9	9	9	9	9	10	10	10
Substance Misuse	4	4	4	4	3	3	3	7	7	7	9	9	10
Care Leaver	0	0	0	0	0	0	0	1	1	1	1	1	1
Supervised by YOT	13	13	11	11	10	10	11	15	16	13	10	10	9
Pregnancy	11	11	11	11	12	13	12	12	10	10	11	12	11
Parent not caring for own child	1	1	1	1	1	1	0	0	0	0	2	2	2
SEND (16-18 year olds)	138	139	139	139	141	141	142	140	142	140	156	156	140
SEND (19+ year olds)	273	273	273	273	273	275	275	275	275	275	225	229	232
Total 16-18 cohort with at least one vulnerable group	214	212	211	212	210	210	208	210	208	202	239	238	222

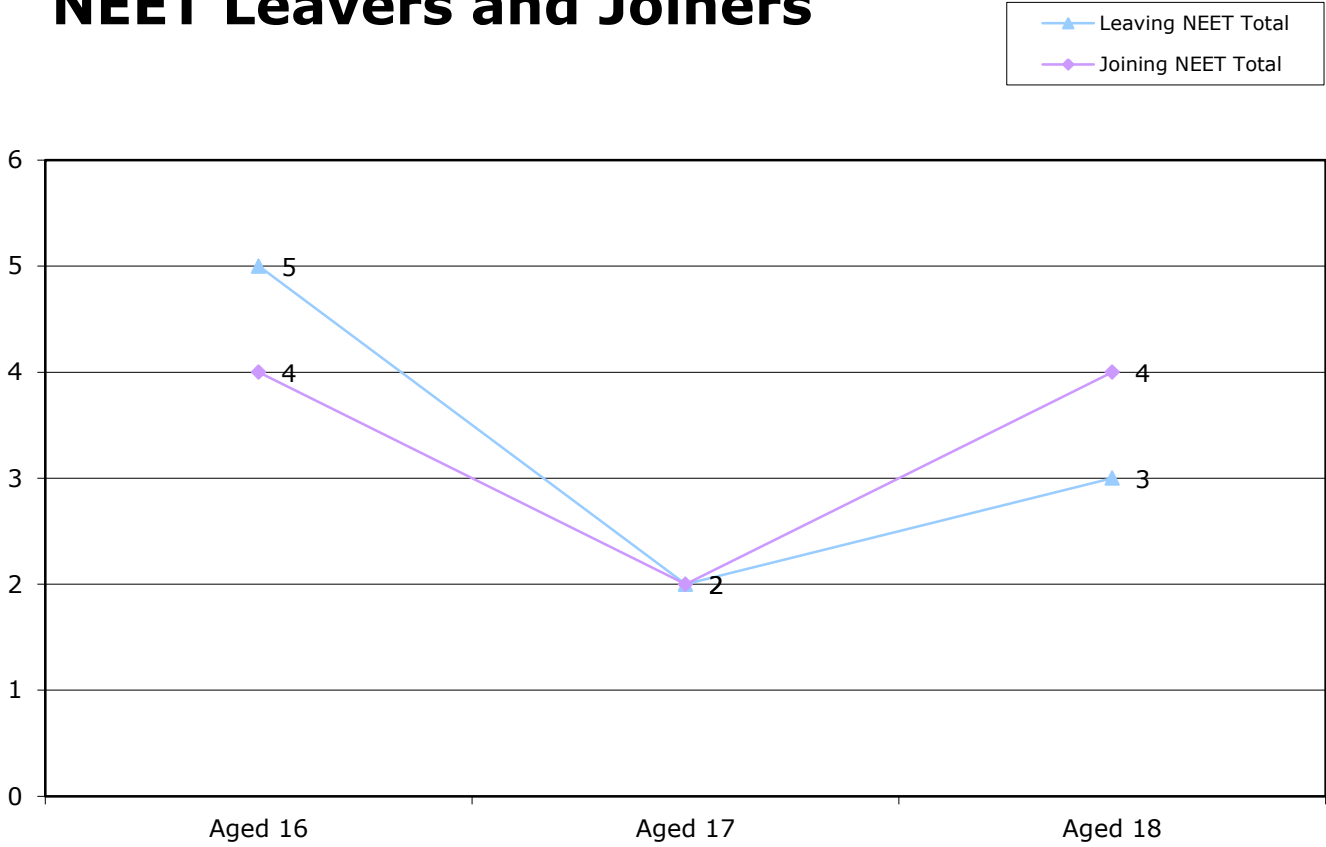
16-18 year old NEET by Vulnerable Group	Jun-15	May-15	Apr-15	Mar-15	Feb-15	Jan-15	Dec-14	Nov-14	Oct-14	Sep-14	Aug-14	Jul-14	Jun-14
Children in Care	4	2	1	1	0	0	1	0	0	0	4	3	4
Caring for own child	20	20	20	21	18	19	15	14	12	13	28	26	26
Asylum seeker	0	0	0	0	0	0	0	0	0	0	1	1	1
Carer not own child	4	4	3	3	3	2	2	2	2	2	2	2	2
Substance Misuse	0	1	1	1	0	0	0	0	0	0	1	1	2
Care Leaver	0	0	0	0	0	0	0	0	0	0	1	1	1
Supervised by YOT	6	7	6	6	3	4	4	4	3	3	5	4	4
Pregnancy	10	10	10	10	11	12	10	9	7	7	8	9	8
Parent not caring for own child	0	1	1	1	1	1	0	0	0	0	2	2	2
SEND (16-18 year olds)	13	12	11	11	11	10	8	7	6	6	13	15	12
SEND (19+ year olds)	49	48	48	48	48	49	49	49	50	50	46	46	47
Total 16-18 NEET with at least one vulnerable group	51	50	48	49	43	43	37	34	27	28	56	57	56

16-18 year old Not Knowns by Vulnerable Group	Jun-15	May-15	Apr-15	Mar-15	Feb-15	Jan-15	Dec-14	Nov-14	Oct-14	Sep-14	Aug-14	Jul-14	Jun-14
Children in Care	8	9	10	8	7	7	7	8	9	20	6	5	5
Caring for own child	2	2	1	1	1	1	1	1	1	2	3	3	3
Asylum seeker	0	0	0	0	0	0	0	0	0	0	0	0	0
Carer not own child	1	1	1	0	0	0	0	0	1	5	0	0	0
Substance Misuse	1	1	1	1	1	1	0	4	4	5	2	2	2
Care Leaver	0	0	0	0	0	0	0	1	1	1	0	0	0
Supervised by YOT	1	0	0	0	0	0	0	4	3	7	1	2	2
Pregnancy	0	0	0	0	0	0	1	1	1	2	1	1	1
Parent not caring for own child	0	0	0	0	0	0	0	0	0	2	0	0	0
SEND (16-18 year olds)	16	17	18	16	18	20	25	28	35	98	27	27	27
SEND (19+ year olds)	197	197	197	187	188	189	192	193	196	221	148	153	155
Total not known with at least one vulnerable group	27	27	27	23	24	26	31	41	49	128	33	33	35

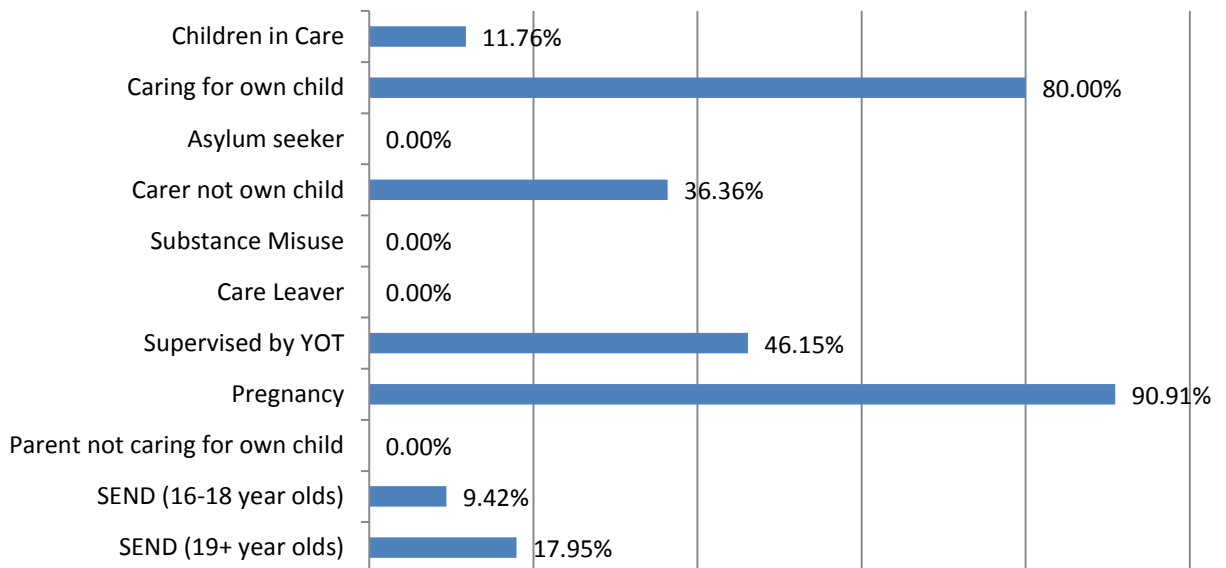
16-18 Year old NEET Leavers & Joiners	Aged 16	Aged 17	Aged 18	16-18 Total	Aged 19
Leaving NEET Total	5	2	3	10	4
Education	0	0	0	0	0
Employment	5	2	2	9	0
Government supported training	0	0	1	1	0
Re-engagement Provision	0	0	0	0	0
NEET in other area	0	0	0	0	0
Custodial Sentence	0	0	0	0	0
Moved Away	0	0	0	0	4
Cannot Be Contacted	0	0	0	0	0
Refused to disclose activity	0	0	0	0	0
Unknown Activity	0	0	0	0	0
Other Reason	0	0	0	0	0
Joining NEET Total	4	2	4	10	1
Education	3	2	0	5	1
Employment	0	0	2	2	0
Government supported training	0	0	0	0	0
Re-engagement Provision	0	0	0	0	0
NEET in other area	0	0	0	0	0
Other (inc custodial sentence)	1	0	2	3	0
Joiners>Leavers	1	0	-1	0	3

16-18 Year Old NEET Labour Market Summary	No	%
Available:		
Working not for reward	6	2.91%
Not yet ready for work or learning	11	5.34%
Start Date agreed (other)	0	0.00%
Start Date agreed (RPA compliant)	2	0.97%
Seeking EET	187	90.78%
Available Total	206	100%
Unavailable:		
Young carers	0	0.00%
Teenage parents	21	30.00%
Illness	33	47.14%
Pregnancy	16	22.86%
Religious grounds	0	0.00%
Unlikely to be economically active	0	0.00%
Other reason	0	0.00%
Unavailable Total	70	100%

NEET Leavers and Joiners



% of Vulnerable Cohorts who are NEET



Education and Young People's Services Performance Management

NEET Monthly Report - Tunbridge Wells

16-18 year old cohort by Vulnerable Group	Jun-15	May-15	Apr-15	Mar-15	Feb-15	Jan-15	Dec-14	Nov-14	Oct-14	Sep-14	Aug-14	Jul-14	Jun-14
Children in Care	19	19	18	18	18	19	18	21	20	20	23	23	22
Caring for own child	19	17	16	15	14	13	9	9	8	8	30	30	30
Asylum seeker	4	4	4	4	4	4	4	4	4	4	5	5	5
Carer not own child	6	5	5	5	4	4	4	6	6	6	4	4	4
Substance Misuse	4	4	4	4	4	4	4	5	4	4	7	7	7
Care Leaver	6	6	6	6	5	5	5	5	5	5	1	1	1
Supervised by YOT	16	16	16	16	16	16	16	19	20	12	5	6	6
Pregnancy	10	10	9	8	10	10	10	9	9	9	11	12	11
Parent not caring for own child	2	2	2	2	2	2	2	2	2	2	2	2	2
SEND (16-18 year olds)	140	139	138	136	137	137	135	138	141	148	149	149	139
SEND (19+ year olds)	227	227	227	227	227	227	227	227	227	226	185	188	189
Total 16-18 cohort with at least one vulnerable group	203	199	196	192	191	190	184	190	194	194	214	214	204

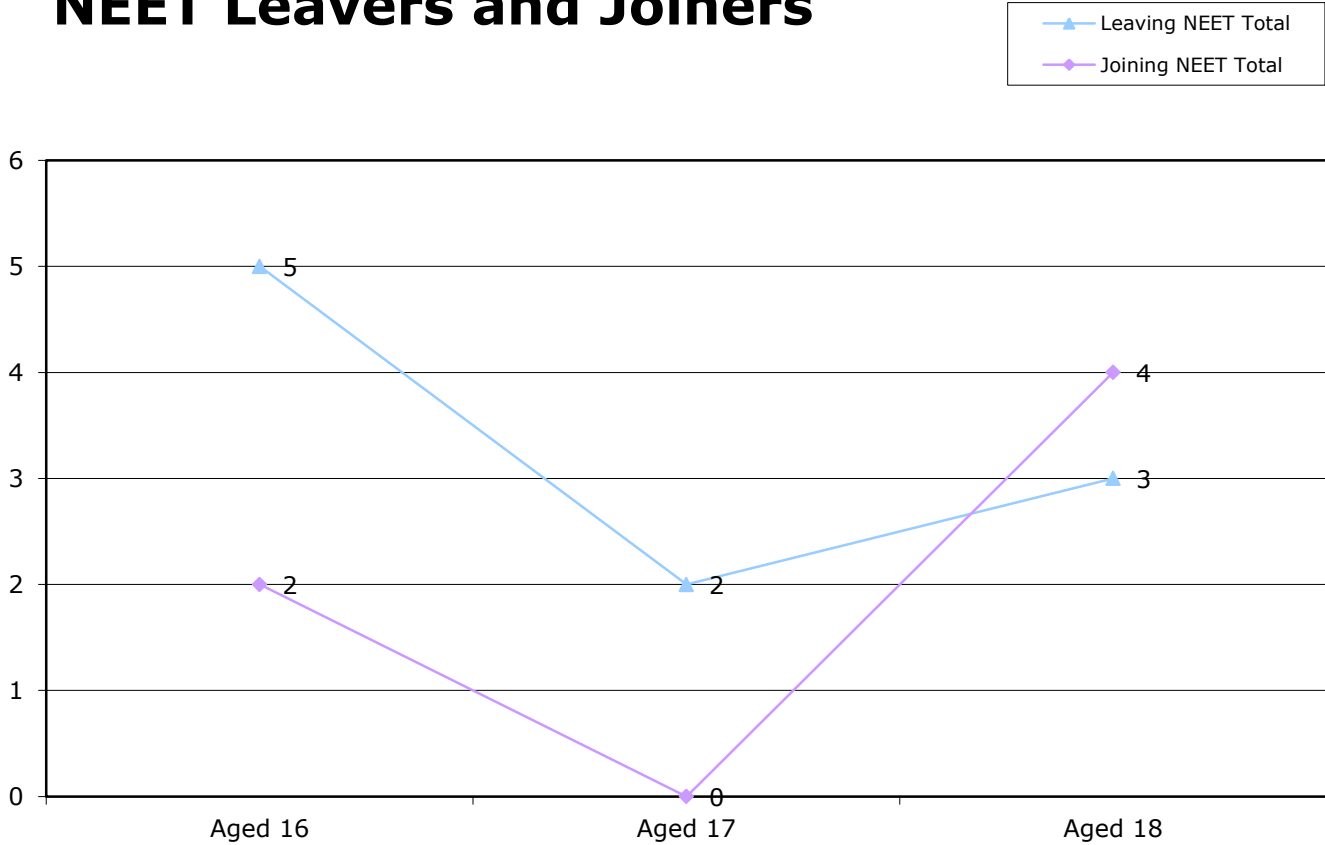
16-18 year old NEET by Vulnerable Group	Jun-15	May-15	Apr-15	Mar-15	Feb-15	Jan-15	Dec-14	Nov-14	Oct-14	Sep-14	Aug-14	Jul-14	Jun-14
Children in Care	2	3	1	1	0	1	0	0	0	2	6	4	6
Caring for own child	16	15	14	13	12	11	7	7	6	7	21	21	22
Asylum seeker	0	0	0	0	0	0	0	0	0	0	0	0	0
Carer not own child	2	1	1	2	1	1	1	1	1	0	0	0	0
Substance Misuse	2	2	2	2	1	1	1	1	0	1	2	1	2
Care Leaver	5	5	5	5	4	4	4	3	3	4	1	1	1
Supervised by YOT	6	6	5	5	3	3	3	2	1	2	3	2	3
Pregnancy	6	6	6	6	7	7	7	6	6	6	6	6	5
Parent not caring for own child	0	0	0	0	0	0	0	0	0	1	1	0	1
SEND (16-18 year olds)	11	12	8	7	6	6	6	5	5	5	10	12	9
SEND (19+ year olds)	33	33	32	32	31	31	31	30	30	30	27	23	22
Total 16-18 NEET with at least one vulnerable group	42	41	38	35	30	29	25	21	20	23	41	41	41

16-18 year old Not Knowns by Vulnerable Group	Jun-15	May-15	Apr-15	Mar-15	Feb-15	Jan-15	Dec-14	Nov-14	Oct-14	Sep-14	Aug-14	Jul-14	Jun-14
Children in Care	2	2	2	2	3	2	2	7	8	17	2	2	2
Caring for own child	1	1	1	0	0	0	0	0	0	1	1	1	1
Asylum seeker	0	0	0	0	0	0	0	0	0	3	1	1	1
Carer not own child	0	0	0	0	0	0	0	2	2	5	0	0	1
Substance Misuse	1	1	1	0	0	0	0	2	2	3	0	0	0
Care Leaver	1	1	1	0	0	0	0	1	1	1	0	0	0
Supervised by YOT	1	2	2	1	0	0	0	5	6	10	0	1	1
Pregnancy	0	0	0	0	0	0	1	2	2	2	0	0	2
Parent not caring for own child	1	1	1	0	0	0	0	0	0	1	0	0	0
SEND (16-18 year olds)	21	21	19	20	19	21	22	30	39	114	16	16	14
SEND (19+ year olds)	182	182	179	165	166	152	151	153	156	172	101	127	131
Total not known with at least one vulnerable group	24	25	23	22	21	22	24	41	51	139	18	18	19

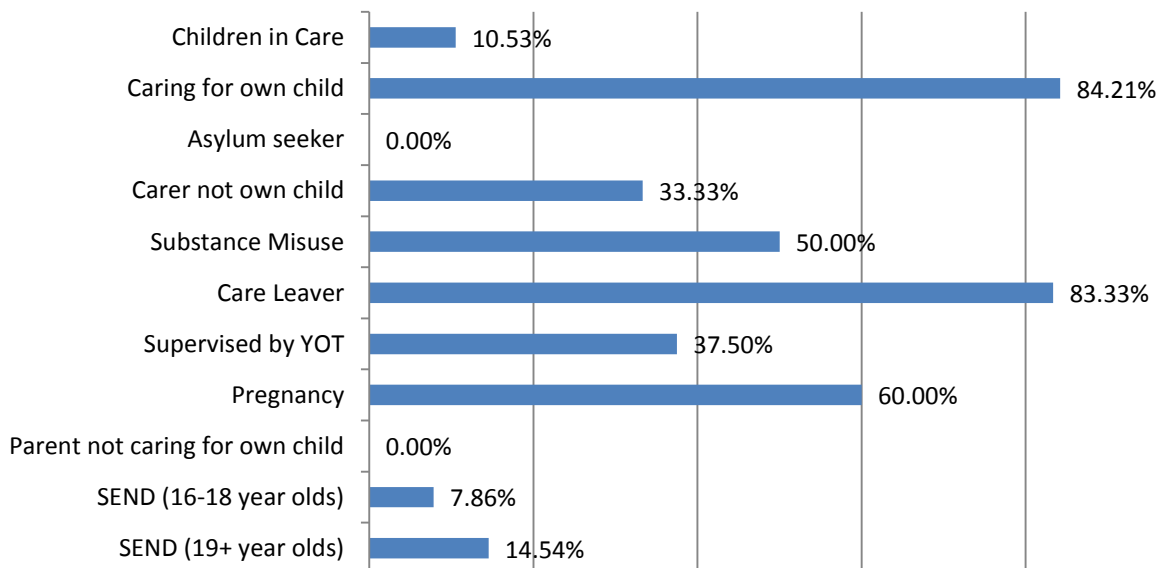
16-18 Year old NEET Leavers & Joiners	Aged 16	Aged 17	Aged 18	16-18 Total	Aged 19
Leaving NEET Total	5	2	3	10	4
Education	0	0	0	0	0
Employment	5	2	2	9	0
Government supported training	0	0	1	1	0
Re-engagement Provision	0	0	0	0	0
NEET in other area	0	0	0	0	0
Custodial Sentence	0	0	0	0	0
Moved Away	0	0	0	0	4
Cannot Be Contacted	0	0	0	0	0
Refused to disclose activity	0	0	0	0	0
Unknown Activity	0	0	0	0	0
Other Reason	0	0	0	0	0
Joining NEET Total	2	0	4	6	0
Education	1	0	0	1	0
Employment	0	0	2	2	0
Government supported training	0	0	0	0	0
Re-engagement Provision	0	0	0	0	0
NEET in other area	0	0	0	0	0
Other (inc custodial sentence)	1	0	2	3	0
Joiners>Leavers	3	2	-1	4	4

16-18 Year Old NEET Labour Market Summary	No	%
Available:		
Working not for reward	6	2.91%
Not yet ready for work or learning	11	5.34%
Start Date agreed (other)	0	0.00%
Start Date agreed (RPA compliant)	2	0.97%
Seeking EET	187	90.78%
Available Total	206	100%
Unavailable:		
Young carers	0	0.00%
Teenage parents	21	30.00%
Illness	33	47.14%
Pregnancy	16	22.86%
Religious grounds	0	0.00%
Unlikely to be economically active	0	0.00%
Other reason	0	0.00%
Unavailable Total	70	100%

NEET Leavers and Joiners



% of Vulnerable Cohorts who are NEET

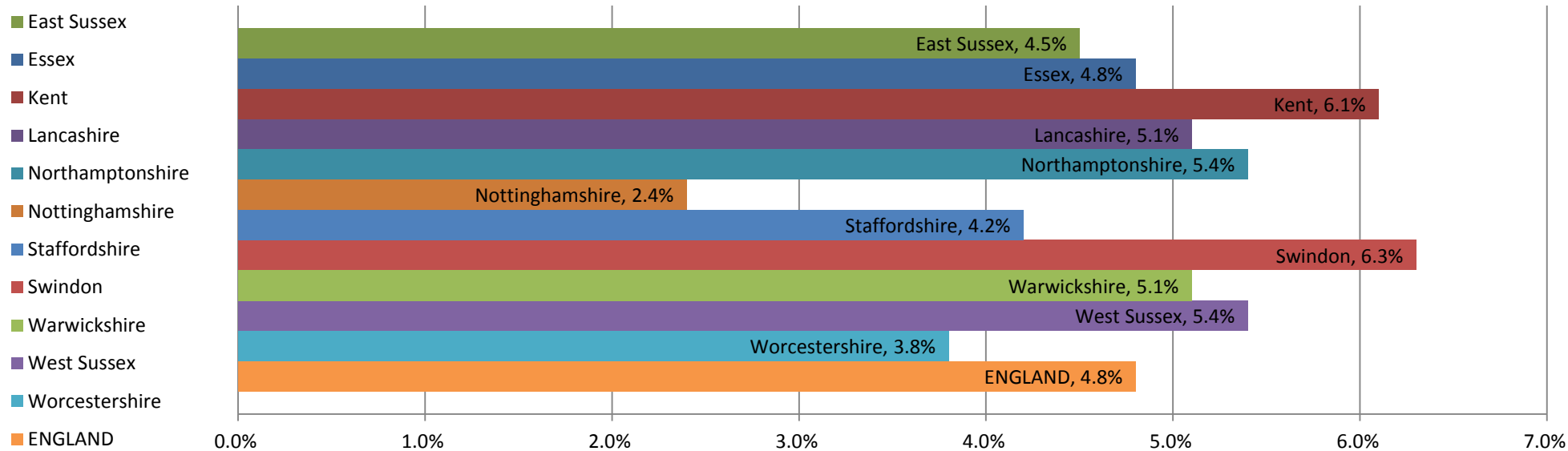


Education and Young People's Services Performance Management
Kent/National/Statistical Neighbours
AS AT 31st May 2015

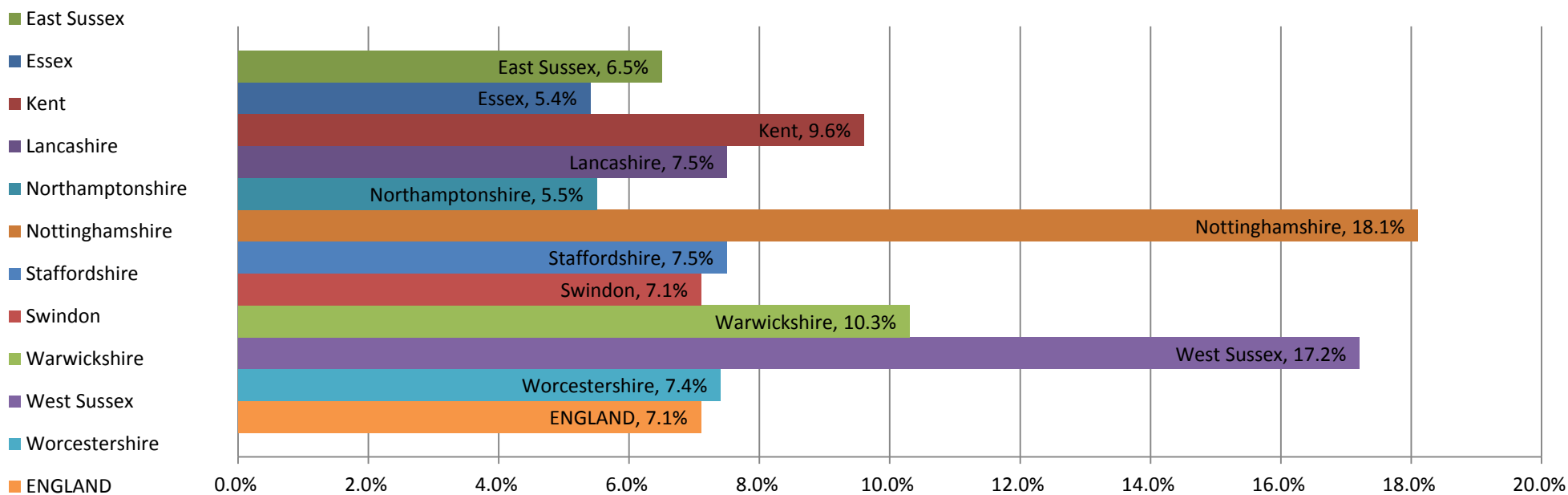
	NEET		Not known		In learning	
	% Academic Age16-18s NEET	% change over last 12 months	% Academic Age16-18s NK	% change over last 12 months	% Academic Age16-18s in learning	% change over last 12 months
ENGLAND	4.8%	-11.1%	7.1%	-3.9%	83.1%	0.9%

Name	NEET Ranked Position	Academic Age16-18 (Y12-Y14) NEET %	Y12 NEET%	Y13 NEET%	Y14 NEET%	N/K Ranked Position	Academic Age 16 - 18 (Y12-Y14) NK %	Y12 NK%	Y13 NK%	Y14 NK%	Academic Age 16 - 18 (Y12-14) In Learning %	Y12 In Learning %	Y13 In Learning %	Y14 In Learning %
Kent	10	6.1%	3.1%	5.8%	9.7%	8	9.6%	4.5%	8.6%	15.8%	77.5%	91.5%	81.1%	59.4%
East Sussex	4	4.5%	2.6%	4.9%	6.2%	3	6.5%	0.8%	3.3%	16.2%	80.9%	93.8%	85.9%	61.5%
Essex	5	4.8%	2.9%	4.9%	6.8%	1	5.4%	1.5%	4.6%	10.2%	80.3%	94.1%	83.7%	62.8%
Lancashire	6	5.1%	2.6%	4.7%	8.1%	6	7.5%	2.8%	7.3%	12.4%	84.6%	93.8%	86.4%	73.9%
Northamptonshire	8	5.4%	3.0%	5.2%	8.2%	2	5.5%	2.6%	4.7%	9.5%	81.9%	93.3%	86.1%	65.4%
Nottinghamshire	1	2.4%	1.3%	1.9%	4.4%	11	18.1%	5.1%	17.9%	31.3%	79.6%	93.4%	80.1%	65.2%
Staffordshire	3	4.2%	2.5%	3.9%	6.4%	6	7.5%	4.0%	4.2%	14.5%	82.2%	92.1%	88.1%	65.9%
Swindon	11	6.3%	2.7%	5.5%	10.9%	4	7.1%	1.5%	4.4%	15.5%	82.0%	94.1%	86.1%	65.6%
Warwickshire	6	5.1%	2.1%	4.3%	8.9%	9	10.3%	5.6%	7.3%	18.0%	82.9%	92.0%	87.7%	69.2%
West Sussex	8	5.4%	1.8%	4.1%	11.8%	10	17.2%	8.0%	15.1%	28.6%	74.7%	89.7%	78.9%	55.0%
Worcestershire	2	3.8%	2.7%	3.9%	4.9%	5	7.4%	1.7%	4.8%	15.9%	84.2%	93.8%	87.3%	71.2%
Mean Indicator for Statistical neighbours		4.7%	2.4%	4.3%	7.7%		9.3%	3.4%	7.4%	17.2%	81.3%	93.0%	85.0%	65.6%

Statistical Neighbours NEETs May 2015



Statistical Neighbours Not Knowns May 2015



Education and Young People's Services Performance Management NEET Monthly Report - Kent

Year 11 intended destinations summary	Cohort total	Total not yet recorded/undecided	%age of total
Kent	17075	2,309	13.5%
Ashford	1380	189	13.7%
Canterbury	1649	228	13.8%
Dartford	1425	151	10.6%
Dover	1405	142	10.1%
Gravesham	1255	67	5.3%
Maidstone	1916	144	7.5%
Sevenoaks	506	110	21.7%
Shepway	1123	226	20.1%
Swale	1658	462	27.9%
Thanet	1605	199	12.4%
Tonbridge & Malling	1638	264	16.1%
Tunbridge Wells	1515	127	8.4%

Year 11 September Guarantee summary	Cohort total	Total no offer made	%age of total
Kent	17077	3,330	19.5%
Ashford	1380	255	18.5%
Canterbury	1651	246	14.9%
Dartford	1426	428	30.0%
Dover	1405	236	16.8%
Gravesham	1255	215	17.1%
Maidstone	1917	199	10.4%
Sevenoaks	505	159	31.5%
Shepway	1123	218	19.4%
Swale	1658	419	25.3%
Thanet	1604	572	35.7%
Tonbridge & Malling	1638	241	14.7%
Tunbridge Wells	1515	142	9.4%

Year 12 September Guarantee summary	Cohort total	Total no offer made	%age of total
Kent	17691	7,829	44.3%
Ashford	1554	673	43.3%
Canterbury	1550	676	43.6%
Dartford	1149	573	49.9%
Dover	1274	615	48.3%
Gravesham	1312	607	46.3%
Maidstone	1843	746	40.5%
Sevenoaks	1204	552	45.8%
Shepway	1279	496	38.8%
Swale	1800	885	49.2%
Thanet	1812	861	47.5%
Tonbridge & Malling	1530	628	41.0%
Tunbridge Wells	1384	517	37.4%