

Education and Young People's Services

Young People Not in Education, Employment or Training (NEET)

Monthly Report - November 2014

Produced by: Management Information Unit, KCC

Publication Date: 09-Dec-14

The figures are based on the monthly submission made to DfE via NCCIS for Kent County Council . Academic age is the age of the young person on 31st August (i.e.: prior to the start of the academic year). The figures include all 16 -18 year olds based on academic age with a Kent County Council area postcode as their primary address.



Executive Summary

Context - Transition

November is generally the time of the year that the NEET and Not Knowns figures start to reduce and stabilise, following a seasonal high in September, reflecting progress to updating enrolment and activity data on the system at the start of the academic year.

This month the NEET figure has slightly increased, and the Not Known figures have dropped from last month. Whilst the NEET figure is lower than the same month last year, the Not Known figures are higher.

NEETs as a percentage of the 16-18 academic age group (Year 12, 13 and 14)

September 2013	14.79	September 2014	8.06
October 2013	5.73	October 2014	4.13
November 2013	5.76	November 2014	4.21

Not Knowns as a percentage of the 16-18 academic age group (Year 12, 13 and 14)

September 2013	77.67	September 2014	58.70
October 2013	27.56	October 2014	24.16
November 2013	14.06	November 2014	19.00

Despite having been in a period of transition, NEET performance by KCC in the past three months has been better than that of last year, though there is still progress to be made on the Not Knowns which may impact the NEET figures. All districts have shown an improvement in the Not Known figures this month, with the NEET figures showing variable increases and decreases across districts.

Progress - NEETs

Over the last few months there has been improved data accuracy in recording vulnerable learners. The number of vulnerable young people in the NEET cohort has increased from 504 in October 2014 to 546 in November 2014.

The KIAS Re-engage initiative has so far supported over 200 young people. This initiative will continue through the autumn with support from a range of partners.

Progress - Tracking

A range of coordinated activities and processes are in place to reduce 16 to 18 NEETs to 4% by January 2015, and the November figures suggest that KCC is on course to achieve this target. The NEET figure for Y12 is currently 1.44% and resources have been targeted at this age group. The Not Knowns for Y12 is currently 9%, with a plan to reduce this to 3% by January.

The priority is to work on making a significant reduction to the Not Knowns by the end of December. Last week contact was made with over 400 young people who were deemed to be Not Knowns. Approximately 50 of these young people were NEET, who have now been referred to CXK and Early Help and Preventative Services. Progress is regularly reviewed against performance, alongside development of reporting to support operations.

In terms of provision for vulnerable learners, there is now an employability district offer in place across all 12 districts, which includes training provision that has flexible starts and offers apprenticeships.

Planned Activity

The Tracking Board that oversaw the operational transition of tracking will change to a more strategic group, run at Head of Service level with a holistic brief that will focus on:

- Interpreting the tracking data to improve post-16 participation;
- Improving cross-service working and facilitating integration;
- Continuous improvement and efficiency;
- Creating/commissioning pathways that lead to sustained participation, not NEET churn.

The action plan for the Autumn Activity Survey and annual benchmarking of the whole cohort (52,000 young people) will be implemented by MIU, Skills and Employability Service, SEND and Preventative Services. This work will draw on the efficiencies that have been developed over the past four months and the improved relationships with Kent providers and neighbouring authorities.

Education and Young People's Services Performance Management

NEET Monthly Report - Kent

16-18 year old NEET Summary	Total Cohort 16-18	No. NEET 16-18	% NEET 16-18	NEET Target 16-18 Jan 2015	Diff from target	% NEET Age 16	% NEET Age 17	% NEET Age 18	Not knows				
									Acad age 16	Acad age 17	Acad age 18	Total	% of cohort
Kent	52,490	1,723	4.21%	4.00%	0.21%	1.44%	4.03%	7.83%	1,671	2,960	5,343	9,974	19.00%
Ashford	4,612	154	4.30%	3.37%	0.93%	1.36%	4.65%	7.47%	140	239	485	864	18.73%
Canterbury	4,782	149	3.86%	3.27%	0.59%	1.66%	4.06%	6.20%	92	205	450	747	15.62%
Dartford	3,425	114	4.25%	4.07%	0.18%	1.30%	3.75%	8.40%	135	211	318	664	19.39%
Dover	3,923	137	4.48%	4.47%	0.01%	2.45%	4.17%	7.37%	90	251	414	755	19.25%
Gravesham	3,962	140	4.61%	4.03%	0.58%	0.84%	4.47%	9.71%	130	245	469	844	21.30%
Maidstone	5,427	172	3.94%	3.99%	-0.05%	0.96%	3.56%	7.78%	156	229	536	921	16.97%
Sevenoaks	3,410	68	2.79%	2.63%	0.16%	1.09%	2.77%	4.76%	159	231	347	737	21.61%
Shepway	3,826	136	4.68%	4.85%	-0.17%	1.68%	4.45%	8.83%	128	243	455	826	21.59%
Swale	5,370	257	6.00%	4.87%	1.13%	2.14%	4.80%	11.98%	177	314	511	1,002	18.66%
Thanet	5,260	207	4.98%	5.58%	-0.60%	2.19%	4.84%	8.84%	151	327	514	992	18.86%
Tonbridge & Malling	4,479	109	3.17%	2.68%	0.49%	0.65%	3.14%	6.54%	146	245	463	854	19.07%
Tunbridge Wells	4,014	80	2.65%	2.64%	0.01%	0.64%	2.96%	4.87%	167	220	381	768	19.13%

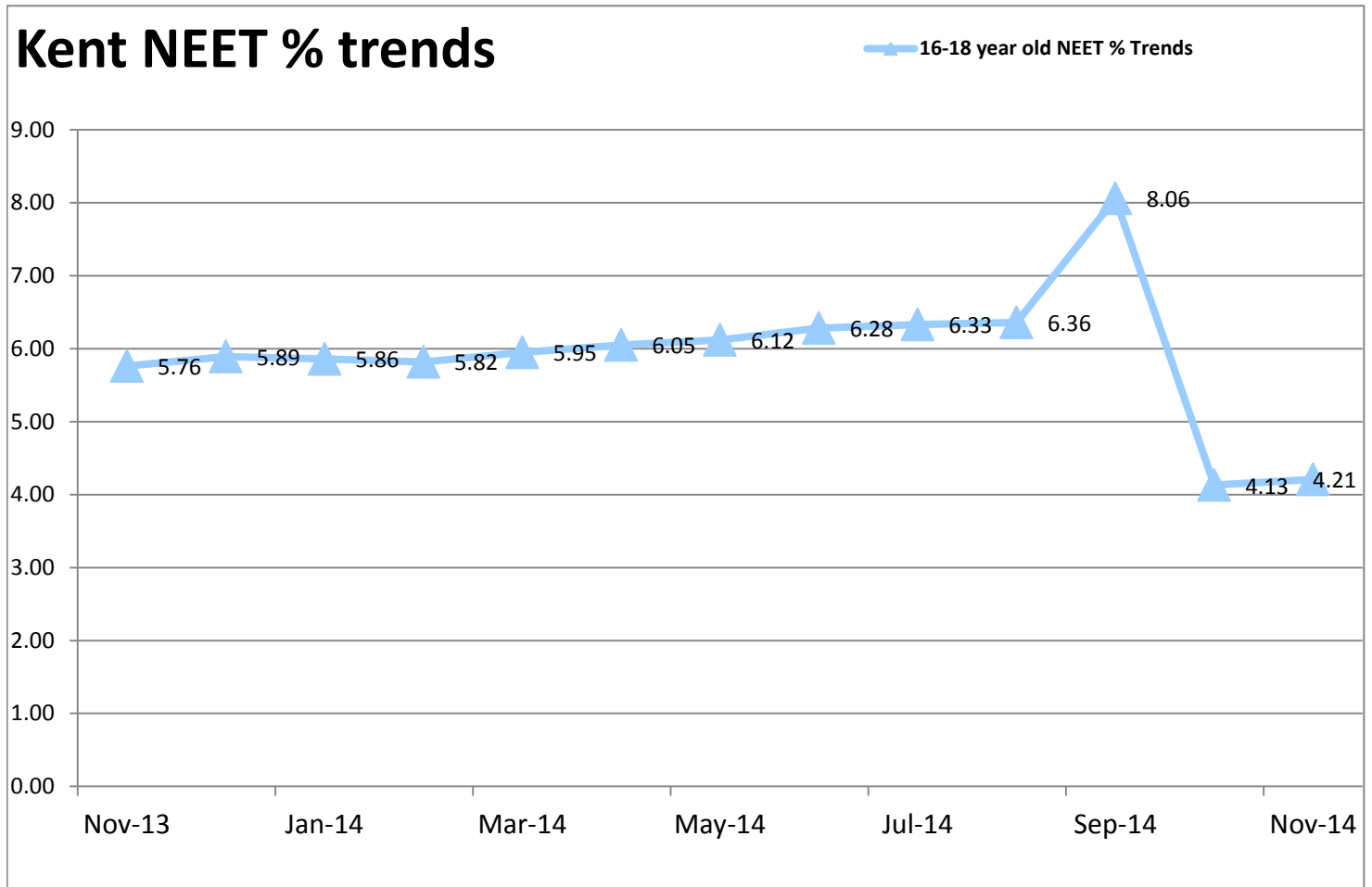
16-18 year old NEET % Trends	Nov-14	Oct-14	Sep-14	Aug-14	Jul-14	Jun-14	May-14	Apr-14	Mar-14	Feb-14	Jan-14	Dec-13	Nov-13
Kent	4.21	4.13	8.06	6.36	6.33	6.28	6.12	6.05	5.95	5.82	5.86	5.89	5.76
Ashford	4.30	3.83	8.34	6.33	6.29	5.99	5.76	5.63	5.46	5.37	5.22	5.27	5.11
Canterbury	3.86	3.93	7.90	5.27	5.21	5.09	5.00	4.89	5.10	4.99	5.24	5.44	5.16
Dartford	4.25	4.27	8.25	7.00	6.28	6.41	5.99	5.99	5.76	5.48	5.80	6.00	5.89
Dover	4.48	4.39	9.42	7.73	7.60	7.65	7.89	7.94	7.53	7.19	7.07	7.09	7.00
Gravesham	4.61	4.57	9.09	7.00	6.90	6.99	6.76	6.67	6.50	6.45	6.35	6.61	6.25
Maidstone	3.94	4.10	7.07	6.51	6.41	5.94	5.63	5.64	5.46	5.34	5.41	5.17	4.84
Sevenoaks	2.79	2.85	5.23	3.88	3.94	4.00	3.72	3.74	3.76	3.74	4.09	4.53	4.53
Shepway	4.68	4.71	9.42	7.17	7.39	7.18	7.09	7.00	7.20	6.94	7.34	6.97	7.04
Swale	6.00	5.76	10.63	7.95	7.78	7.57	7.25	7.04	7.06	6.83	6.75	6.88	6.91
Thanet	4.98	4.78	9.79	8.07	8.13	8.21	8.12	8.45	8.19	8.08	8.09	7.89	7.79
Tonbridge & Malling	3.17	3.05	5.57	4.73	4.52	4.72	4.77	4.44	4.40	4.26	4.18	4.24	4.05
Tunbridge Wells	2.65	2.57	4.93	4.39	4.69	4.88	4.67	4.39	4.17	4.28	4.02	4.03	3.63

16-18 year old Not Known % Trends	Nov-14	Oct-14	Sep-14	Aug-14	Jul-14	Jun-14	May-14	Apr-14	Mar-14	Feb-14	Jan-14	Dec-13	Nov-13
Kent	19.00	24.16	58.70	11.97	11.93	11.72	10.20	8.67	5.80	4.69	4.60	6.60	14.06
Ashford	18.73	25.79	56.67	11.39	11.91	10.12	8.33	7.57	3.67	2.45	2.02	4.33	10.25
Canterbury	15.62	23.73	59.44	8.87	8.16	8.36	7.92	5.48	3.11	2.25	1.97	2.70	5.91
Dartford	19.39	24.09	60.43	13.15	13.75	13.85	12.18	11.20	9.18	9.04	8.42	13.34	36.11
Dover	19.25	22.78	65.00	10.72	9.30	8.73	7.78	6.95	1.63	0.84	0.89	1.40	2.01
Gravesham	21.30	23.33	61.81	14.11	14.22	14.57	12.69	12.33	10.06	8.95	9.50	14.73	24.28
Maidstone	16.97	22.61	50.62	12.02	12.72	13.31	10.68	9.10	6.70	5.15	4.81	7.26	18.11
Sevenoaks	21.61	26.87	60.07	12.15	11.94	12.33	9.19	8.45	6.58	5.69	7.43	9.98	26.86
Shepway	21.59	24.23	54.45	13.39	12.93	13.15	12.22	11.18	8.09	6.70	5.96	7.39	11.78
Swale	18.66	26.39	57.95	13.52	13.97	13.21	11.69	8.06	4.84	3.05	2.28	3.34	7.03
Thanet	18.86	23.36	62.22	9.52	9.40	8.79	8.07	6.79	3.23	2.66	2.44	3.98	7.23
Tonbridge & Malling	19.07	23.75	59.21	13.79	13.56	13.61	12.37	11.05	9.00	7.77	8.54	9.71	15.29
Tunbridge Wells	19.13	23.25	59.06	11.96	11.93	11.43	9.82	7.40	5.36	3.99	3.56	4.62	13.45

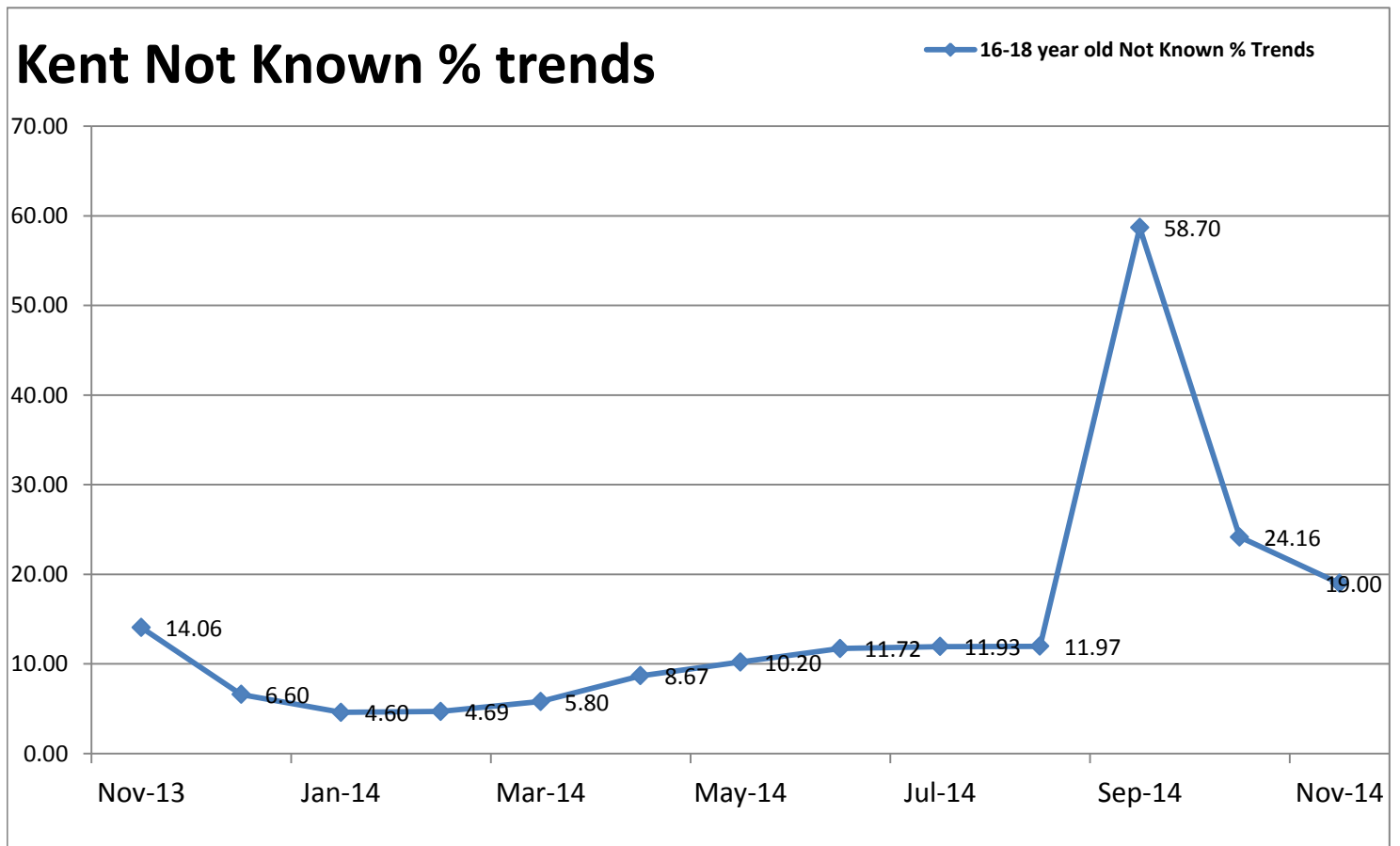
NEETs based on length of time in NEET					
	0-6 weeks	7-13 weeks	14-26 weeks	27-52 weeks	52+ weeks
Kent	85	286	306	284	762
Ashford	6	39	27	26	56
Canterbury	6	20	42	14	67
Dartford	10	15	13	20	56
Dover	6	22	27	31	51
Gravesham	9	15	18	30	68
Maidstone	4	25	35	37	71
Sevenoaks	6	12	11	9	30
Shepway	8	17	25	26	60
Swale	10	47	62	26	112
Thanet	15	35	30	27	100
Tonbridge & Malling	3	22	8	21	55
Tunbridge Wells	2	17	8	17	36

Progress RPA - Participating	
% Age 16	% Age 17
76.69%	70.20%
72.99%	64.14%
65.13%	66.89%
86.47%	77.63%
65.23%	63.40%
88.75%	76.88%
87.79%	80.38%
80.68%	71.54%
72.92%	67.72%
69.80%	65.22%
75.65%	68.62%
82.97%	72.04%
73.72%	69.69%

Kent NEET % trends



Kent Not Known % trends



Education and Young People's Services Performance Management

NEET Monthly Report - Kent

16-18 year old cohort by Vulnerable Group	Nov-14	Oct-14	Sep-14	Aug-14	Jul-14	Jun-14	May-14	Apr-14	Mar-14	Feb-14	Jan-14	Dec-13	Nov-13
Children in Care	692	680	688	747	746	714	698	701	699	700	704	706	711
Caring for own child	281	262	252	605	540	533	531	530	527	512	502	482	444
Asylum seeker	41	41	41	79	80	79	78	78	78	79	79	83	85
Carer not own child	73	73	71	84	84	84	86	86	85	83	84	84	82
Substance Misuse	101	99	98	136	149	160	163	162	161	161	159	160	158
Care Leaver	77	76	76	63	61	61	62	63	63	61	60	59	58
Supervised by YOT	289	285	259	166	180	181	201	204	204	202	197	320	315
Pregnancy	143	137	133	196	203	190	184	176	176	179	179	180	183
Parent not caring for own child	13	13	13	22	22	23	23	23	23	22	22	21	19
SEND (16-18 year olds)	2094	2106	2114	2283	2279	2098	2099	2113	2114	2112	2117	2124	2119
SEND (19+ year olds)	3901	3902	3902	3196	3257	3312	3377	3871	3464	3506	3542	3595	3640
Total 16-18 cohort with at least one vulnerable group	3309	3295	3276	3822	3781	3599		3598					

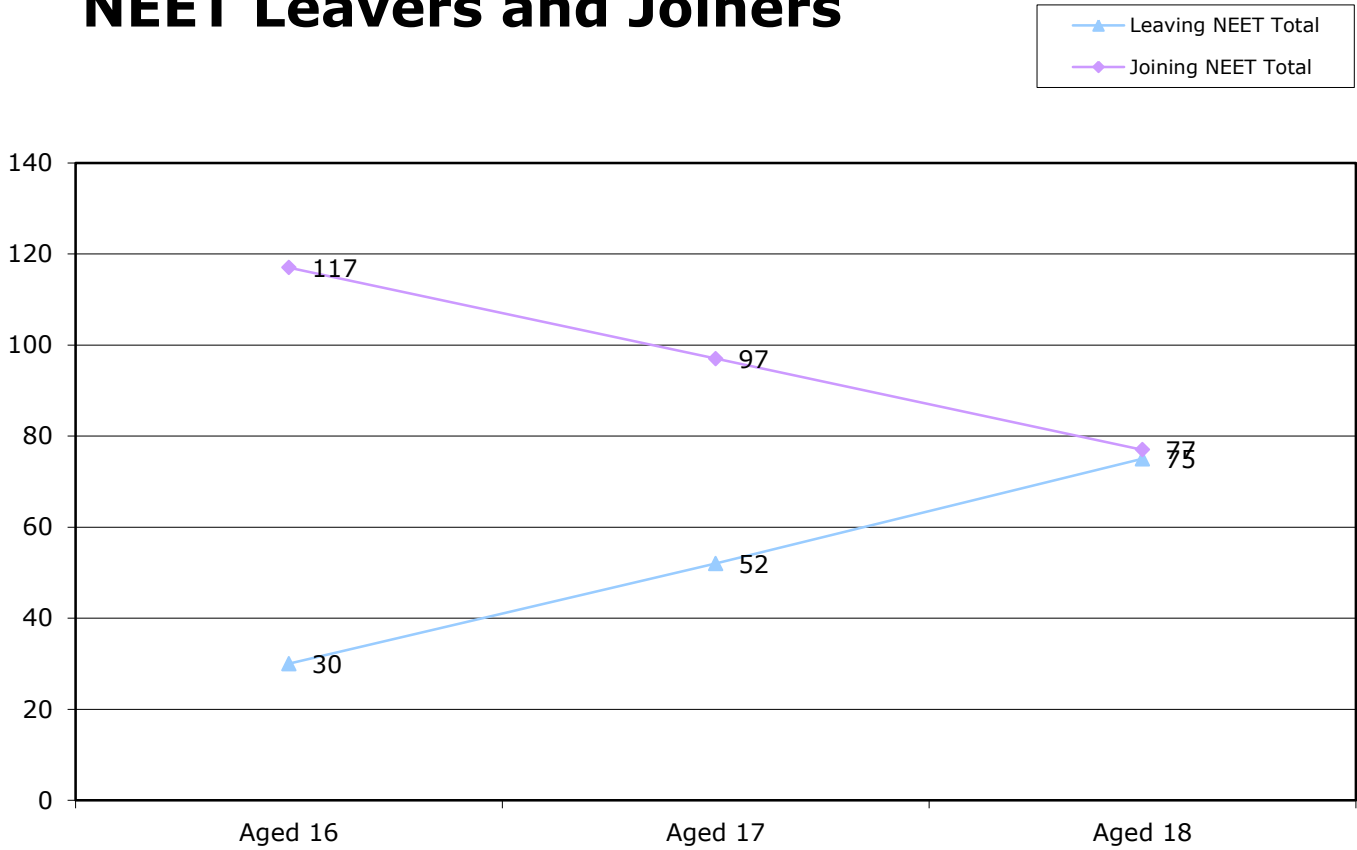
16-18 year old NEET by Vulnerable Group	Nov-14	Oct-14	Sep-14	Aug-14	Jul-14	Jun-14	May-14	Apr-14	Mar-14	Feb-14	Jan-14	Dec-13	Nov-13
Children in Care	91	78	98	165	159	159	154	158	154	147	151	146	130
Caring for own child	175	154	165	408	385	383	382	382	383	371	375	354	315
Asylum seeker	5	2	3	5	5	4	4	5	6	5	5	7	6
Carer not own child	18	17	18	29	30	28	28	29	28	27	27	28	22
Substance Misuse	19	15	18	32	47	60	60	59	57	54	55	53	49
Care Leaver	28	31	41	31	30	31	32	33	33	29	29	25	23
Supervised by YOT	75	57	47	63	71	77	80	85	79	72	76	111	96
Pregnancy	96	93	94	143	148	135	131	121	121	122	126	128	129
Parent not caring for own child	5	6	7	12	11	12	12	12	11	12	13	10	8
SEND (16-18 year olds)	154	147	157	295	305	256	252	258	258	249	244	233	215
SEND (19+ year olds)	826	841	858	748	725	735	748	822	760	765	772	777	779
Total 16-18 NEET with at least one vulnerable group	546	504	551	974	995	955		944					

16-18 year old Not Knowns by Vulnerable Group	Nov-14	Oct-14	Sep-14	Aug-14	Jul-14	Jun-14	May-14	Apr-14	Mar-14	Feb-14	Jan-14	Dec-13	Nov-13
Children in Care	169	189	424	77	80	87	72	75	45	37	41	60	95
Caring for own child	44	45	63	37	38	52	39	37	23	19	14	20	27
Asylum seeker	16	21	30	19	19	23	19	20	15	13	13	15	22
Carer not own child	9	11	39	7	5	8	8	7	5	4	4	5	11
Substance Misuse	30	31	57	20	26	32	29	30	14	8	7	13	22
Care Leaver	16	16	17	8	10	13	13	11	7	4	4	4	5
Supervised by YOT	72	78	123	23	30	25	27	16	8	5	4	18	26
Pregnancy	14	13	25	8	9	13	11	11	6	5	4	6	11
Parent not caring for own child	1	2	5	3	4	4	3	3	2	2	2	3	2
SEND (16-18 year olds)	404	463	1300	213	211	183	180	195	121	105	107	145	208
SEND (19+ year olds)	2520	2567	2875	1905	2019	2086	2153	2271	2190	2210	2223	2232	2222
Total not known with at least one vulnerable group	645	726	1820	374	361	374		348					

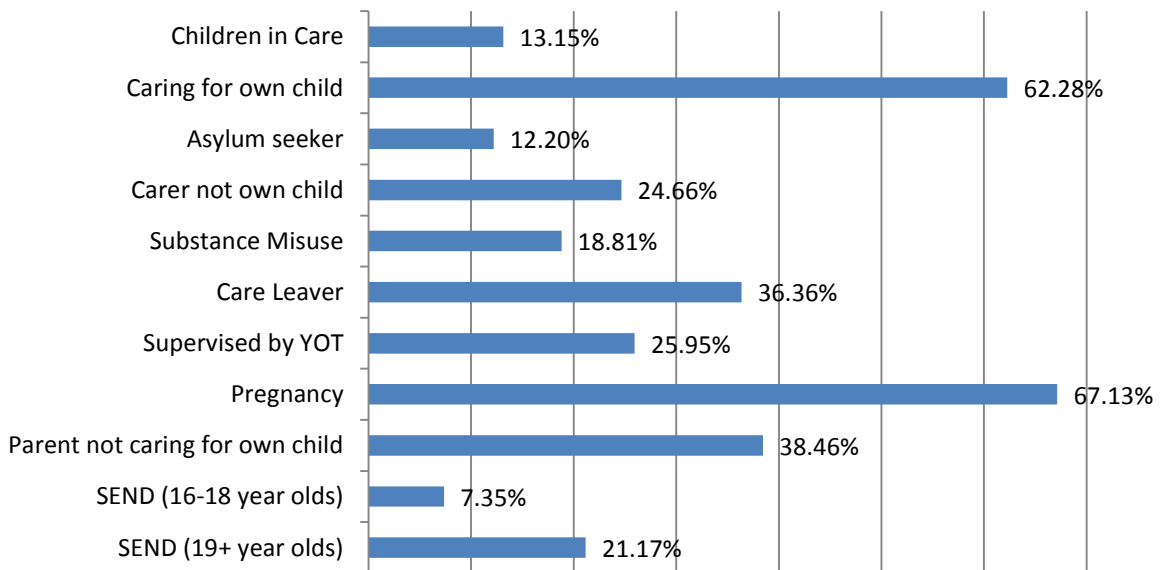
16-18 Year old NEET Leavers & Joiners	Aged 16	Aged 17	Aged 18	16-18 Total	Aged 19
Leaving NEET Total	30	52	75	157	105
Education	8	7	8	23	4
Employment	11	29	41	81	13
Government supported training	8	14	15	37	4
Re-engagement Provision	0	0	0	0	0
NEET in other area	1	1	5	7	0
Custodial Sentence	1	0	4	5	1
Moved Away	0	1	1	2	83
Cannot Be Contacted	0	0	1	1	0
Refused to disclose activity	0	0	0	0	0
Unknown Activity	0	0	0	0	0
Other Reason	1	0	0	1	0
Joining NEET Total	117	97	77	291	16
Education	28	14	1	43	8
Employment	0	4	3	7	1
Government supported training	2	5	2	9	0
Re-engagement Provision	0	2	0	2	0
NEET in other area	0	0	0	0	0
Other (inc custodial sentence)	87	72	71	230	7
Joiners>Leavers	-87	-45	-2	-134	89

16-18 Year Old NEET Labour Market Summary	No	%
Available:		
Working not for reward	29	2.06%
Not yet ready for work or learning	97	6.88%
Start Date agreed	29	2.06%
Seeking EET	1254	89.00%
Available Total	1409	100%
Unavailable:		
Young carers	9	2.87%
Teenage parents	147	46.82%
Illness	99	31.53%
Pregnancy	53	16.88%
Religious grounds	0	0.00%
Unlikely to be economically active	6	1.91%
Other reason	0	0.00%
Unavailable Total	314	100%

NEET Leavers and Joiners



% of Vulnerable Cohorts who are NEET



Education and Young People's Services Performance Management

NEET Monthly Report - Ashford

16-18 year old cohort by Vulnerable Group	Nov-14	Oct-14	Sep-14	Aug-14	Jul-14	Jun-14	May-14	Apr-14	Mar-14	Feb-14	Jan-14	Dec-13	Nov-13
Children in Care	56	56	63	70	71	70	70	70	72	70	71	72	70
Caring for own child	15	13	12	35	34	34	34	34	34	32	32	32	30
Asylum seeker	4	4	4	10	10	10	10	10	10	10	10	10	11
Carer not own child	10	10	10	9	9	9	9	9	9	9	9	9	9
Substance Misuse	6	6	6	9	11	12	12	12	12	11	11	11	9
Care Leaver	5	5	5	10	9	9	9	10	10	11	11	9	10
Supervised by YOT	17	18	20	8	10	11	13	13	13	12	12	17	17
Pregnancy	9	9	8	14	14	14	14	13	13	14	12	9	9
Parent not caring for own child	1	1	1	2	2	2	2	2	2	2	2	2	2
SEND (16-18 year olds)	155	157	170	183	183	174	174	175	176	176	174	175	187
SEND (19+ year olds)	322	323	323	249	252	257	263	319	276	277	280	282	283
Total 16-18 cohort with at least one vulnerable group	242	244	257	301	302	293		295					

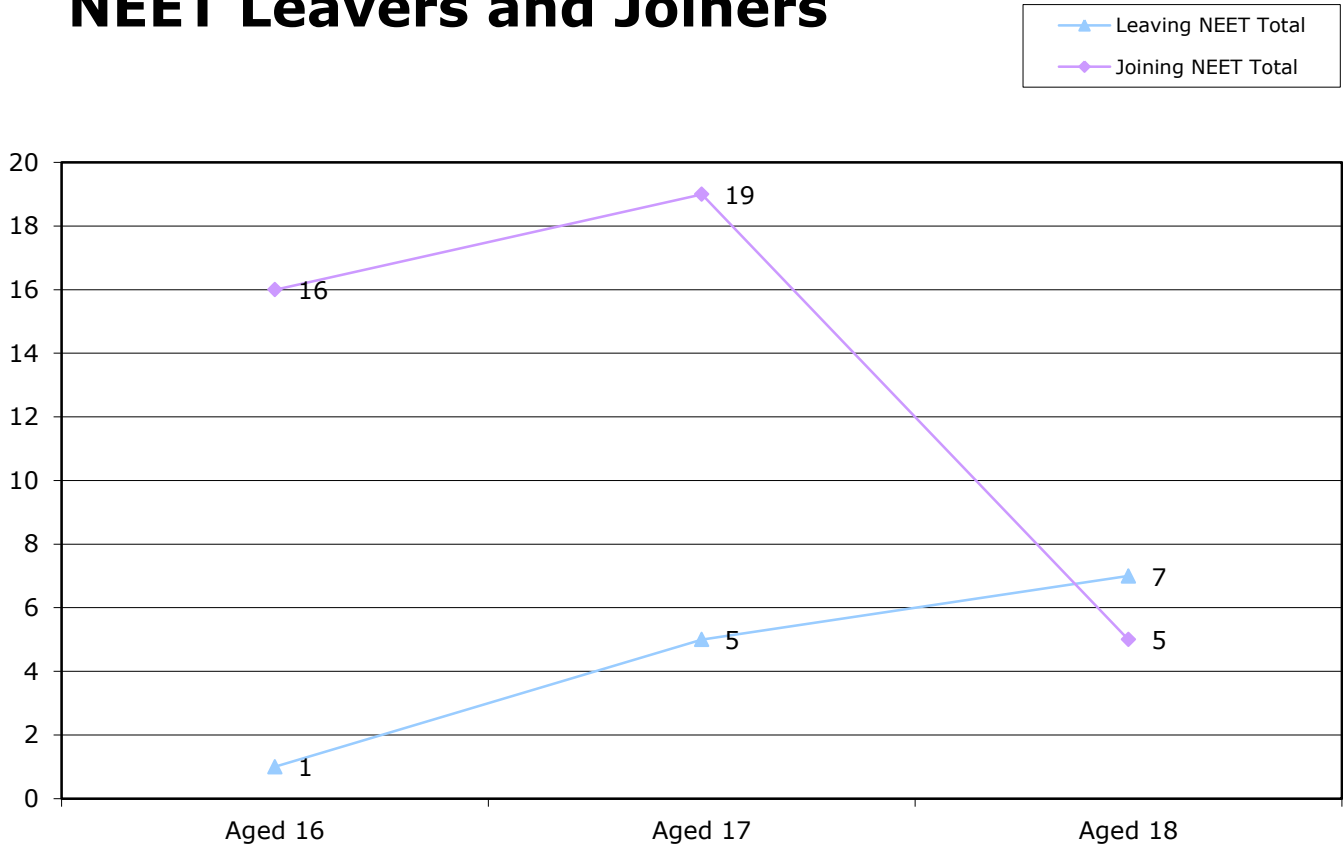
16-18 year old NEET by Vulnerable Group	Nov-14	Oct-14	Sep-14	Aug-14	Jul-14	Jun-14	May-14	Apr-14	Mar-14	Feb-14	Jan-14	Dec-13	Nov-13
Children in Care	9	7	12	15	16	17	17	15	15	13	16	16	11
Caring for own child	7	5	5	22	21	21	21	22	22	20	22	23	22
Asylum seeker	0	0	0	0	0	0	0	0	0	0	0	0	0
Carer not own child	1	1	1	1	1	2	2	2	1	1	1	1	1
Substance Misuse	2	2	2	1	5	6	6	6	6	5	5	3	2
Care Leaver	4	4	4	6	6	6	6	7	7	8	9	6	4
Supervised by YOT	5	3	3	9	2	4	4	4	4	3	3	4	4
Pregnancy	3	3	2	1	9	9	10	9	9	8	8	6	5
Parent not caring for own child	1	1	1		1	1	1	1	1	1	1	1	1
SEND (16-18 year olds)	10	8	10	26	27	22	23	22	23	23	21	21	19
SEND (19+ year olds)	47	49	50	37	37	37	37	45	37	38	38	38	38
Total 16-18 NEET with at least one vulnerable group	30	25	33	69	73	70		70					

16-18 year old Not Knowns by Vulnerable Group	Nov-14	Oct-14	Sep-14	Aug-14	Jul-14	Jun-14	May-14	Apr-14	Mar-14	Feb-14	Jan-14	Dec-13	Nov-13
Children in Care	13	14	37	8	7	6	5	11	7	6	7	10	9
Caring for own child	2	2	4	6	6	8	4	6	1	1	1	2	0
Asylum seeker	2	2	4	3	3	2	2	3	2	2	2	2	1
Carer not own child	1	1	7	1	1	1	1	1	1	0	0	0	0
Substance Misuse	0	1	3	0	0	0	0	0	0	0	0	0	0
Care Leaver	0	0	0	1	1	2	1	1	0	0	0	0	0
Supervised by YOT	1	4	7	1	2	2	1	2	0	0	0	0	1
Pregnancy	2	2	2	1	2	1	1	1	0	0	0	0	1
Parent not caring for own child	0	0	0	1	1	1	1	1	1	1	1	1	1
SEND (16-18 year olds)	32	37	96	20	19	16	14	14	10	10	9	16	17
SEND (19+ year olds)	239	243	272	179	181	186	191	202	198	195	198	200	196
Total not known with at least one vulnerable group	44	53	135	35	35	31		28					

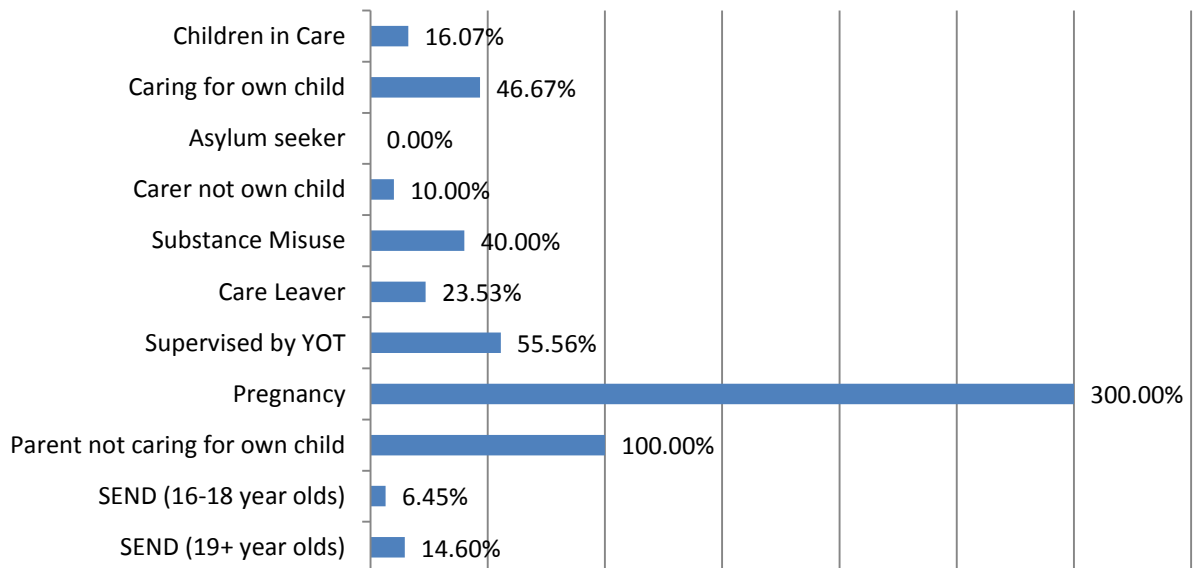
16-18 Year old NEET Leavers & Joiners	Aged 16	Aged 17	Aged 18	16-18 Total	Aged 19
Leaving NEET Total	1	5	7	13	8
Education	0	0	0	0	0
Employment	1	5	5	11	1
Government supported training	0	0	1	1	0
Re-engagement Provision	0	0	0	0	0
NEET in other area	0	0	1	1	0
Custodial Sentence	0	0	0	0	0
Moved Away	0	0	0	0	7
Cannot Be Contacted	0	0	0	0	0
Refused to disclose activity	0	0	0	0	0
Unknown Activity	0	0	0	0	0
Other Reason	0	0	0	0	0
Joining NEET Total	16	19	5	40	0
Education	2	2	0	4	0
Employment	0	0	0	0	0
Government supported training	0	0	0	0	0
Re-engagement Provision	0	0	0	0	0
NEET in other area	0	0	0	0	0
Other (inc custodial sentence)	14	17	5	36	0
Joiners>Leavers	-15	-14	2	-27	8

16-18 Year Old NEET Labour Market Summary	No	%
Available:		
Working not for reward	2	1.45%
Not yet ready for work or learning	7	5.07%
Start Date agreed	3	2.17%
Seeking EET	126	91.30%
Available Total	138	100%
Unavailable:		
Young carers	1	6.25%
Teenage parents	5	31.25%
Illness	7	43.75%
Pregnancy	2	12.50%
Religious grounds	0	0.00%
Unlikely to be economically active	1	6.25%
Other reason	0	0.00%
Unavailable Total	16	100%

NEET Leavers and Joiners



% of Vulnerable Cohorts who are NEET



Education and Young People's Services Performance Management

NEET Monthly Report - Canterbury

16-18 year old cohort by Vulnerable Group	Nov-14	Oct-14	Sep-14	Aug-14	Jul-14	Jun-14	May-14	Apr-14	Mar-14	Feb-14	Jan-14	Dec-13	Nov-13
Children in Care	87	88	90	97	96	92	91	92	91	93	93	94	98
Caring for own child	28	26	23	45	37	37	36	36	36	35	36	33	28
Asylum seeker	7	7	7	13	13	13	12	12	12	12	12	13	15
Carer not own child	4	4	4	5	5	5	5	5	5	5	5	5	5
Substance Misuse	10	10	10	12	12	13	13	13	14	14	14	14	14
Care Leaver	6	6	6	1	1	1	1	1	2	2	2	2	1
Supervised by YOT	23	24	22	15	16	17	19	19	19	19	17	20	14
Pregnancy	10	11	9	17	15	14	14	14	14	13	14	16	16
Parent not caring for own child	0	0	0	1	1	1	1	1	1	1	1	1	1
SEND (16-18 year olds)	220	223	222	234	233	220	219	219	219	219	221	222	219
SEND (19+ year olds)	345	344	344	285	291	297	305	338	310	311	317	327	333
Total 16-18 cohort with at least one vulnerable group	337	341	338	377	369	356		353					

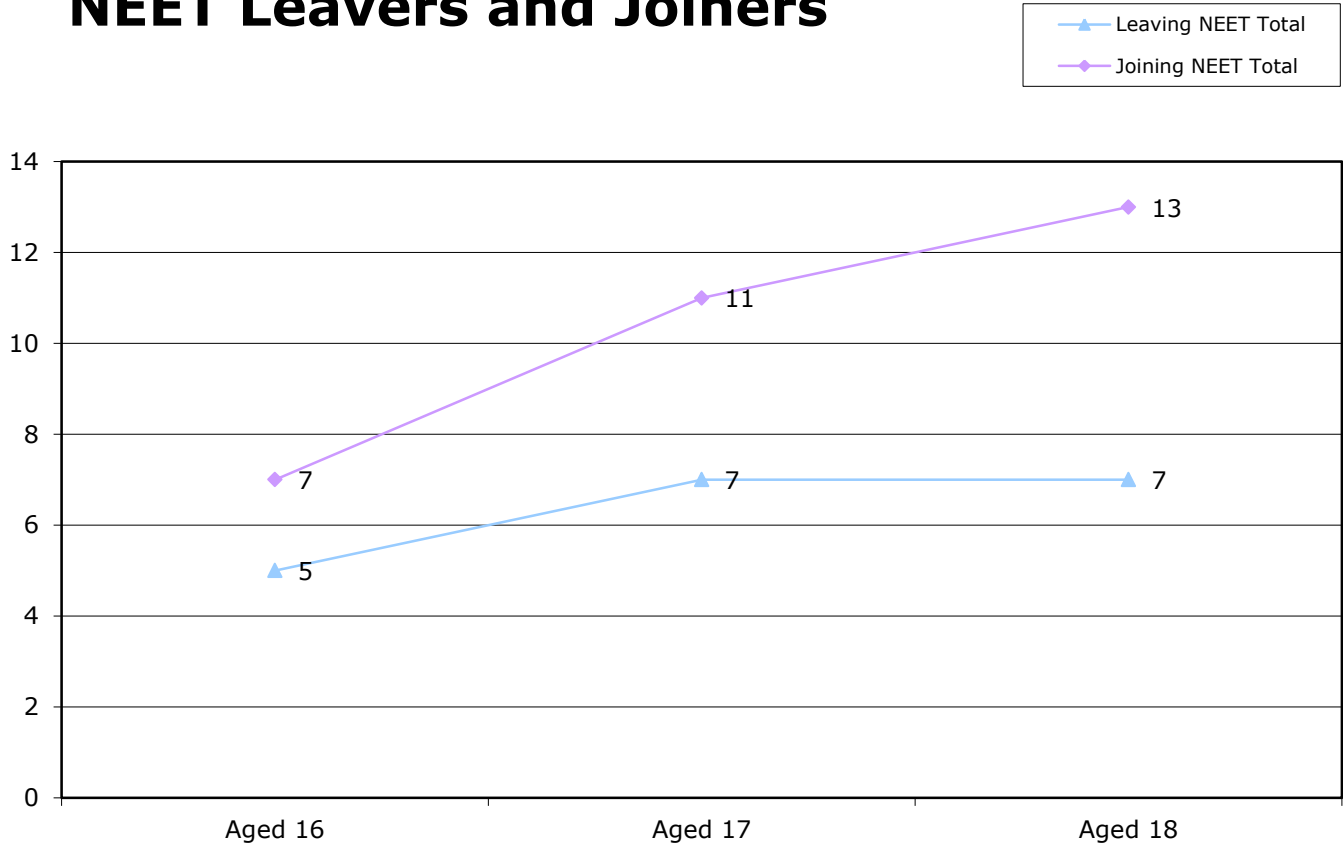
16-18 year old NEET by Vulnerable Group	Nov-14	Oct-14	Sep-14	Aug-14	Jul-14	Jun-14	May-14	Apr-14	Mar-14	Feb-14	Jan-14	Dec-13	Nov-13
Children in Care	9	9	8	12	11	10	10	9	9	10	12	11	10
Caring for own child	14	12	14	25	25	25	24	24	25	23	24	21	17
Asylum seeker	1	0	0	0	0	0	0	0	0	0	1	1	1
Carer not own child	0	0	0	1	1	1	1	1	1	1	2	2	2
Substance Misuse	0	0	2	2	3	3	3	3	4	4	4	3	3
Care Leaver	2	2	4	0	0	0	0	0	1	1	1	1	1
Supervised by YOT	3	5	5	3	4	5	5	11	4	4	7	5	3
Pregnancy	9	10	8	13	12	11	11	0	11	11	12	13	14
Parent not caring for own child	0	0	0	0	0	0	0	0	0	1	1	1	1
SEND (16-18 year olds)	18	20	19	30	29	24	22	20	21	21	21	23	19
SEND (19+ year olds)	75	76	80	71	74	75	77	80	79	80	81	85	86
Total 16-18 NEET with at least one vulnerable group	45	49	51	72	72	67		61					

16-18 year old Not Knowns by Vulnerable Group	Nov-14	Oct-14	Sep-14	Aug-14	Jul-14	Jun-14	May-14	Apr-14	Mar-14	Feb-14	Jan-14	Dec-13	Nov-13
Children in Care	18	20	66	9	9	12	10	9	6	4	4	4	9
Caring for own child	7	7	7	2	1	5	1	0	0	0	0	0	3
Asylum seeker	3	4	6	1	1	2	1	1	1	0	0	0	3
Carer not own child	0	0	2	0	0	0	0	0	0	0	0	0	0
Substance Misuse	3	3	6	0	0	1	0	0	0	0	0	0	1
Care Leaver	0	0	0	0	0	1	1	1	1	0	0	0	0
Supervised by YOT	7	5	9	1	1	2	3	0	1	0	0	0	0
Pregnancy	0	0	1	0	0	0	0	0	0	0	0	0	0
Parent not caring for own child	0	0	0	0	0	0	0	0	0	0	0	0	0
SEND (16-18 year olds)	34	39	154	19	18	16	17	12	8	7	7	9	15
SEND (19+ year olds)	208	209	250	166	169	176	189	195	194	194	193	189	188
Total not known with at least one vulnerable group	61	66	213	29	27	33		21					

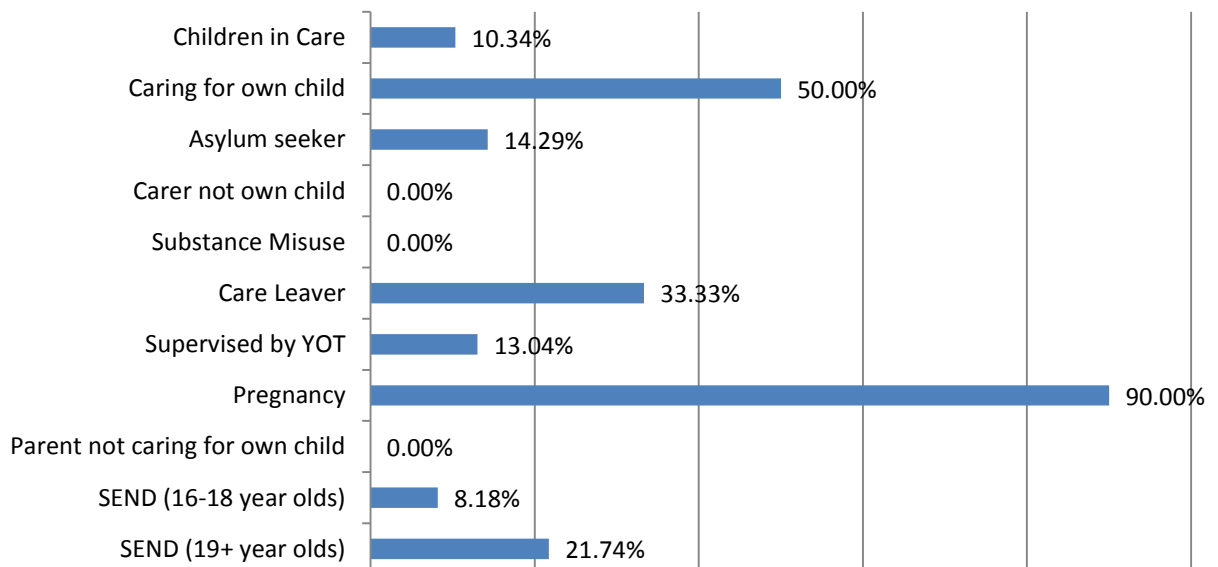
16-18 Year old NEET Leavers & Joiners	Aged 16	Aged 17	Aged 18	16-18 Total	Aged 19
Leaving NEET Total	5	7	7	19	4
Education	2	3	1	6	0
Employment	2	4	6	12	0
Government supported training	0	0	0	0	0
Re-engagement Provision	0	0	0	0	0
NEET in other area	0	0	0	0	0
Custodial Sentence	0	0	0	0	0
Moved Away	0	0	0	0	4
Cannot Be Contacted	0	0	0	0	0
Refused to disclose activity	0	0	0	0	0
Unknown Activity	0	0	0	0	0
Other Reason	1	0	0	1	0
Joining NEET Total	7	11	13	31	1
Education	4	0	0	4	0
Employment	0	0	1	1	0
Government supported training	0	0	0	0	0
Re-engagement Provision	0	0	0	0	0
NEET in other area	0	0	0	0	0
Other (inc custodial sentence)	3	11	12	26	1
Joiners>Leavers	-2	-4	-6	-12	3

16-18 Year Old NEET Labour Market Summary	No	%
Available:		
Working not for reward	3	2.54%
Not yet ready for work or learning	6	5.08%
Start Date agreed	1	0.85%
Seeking EET	108	91.53%
Available Total	118	100%
Unavailable:		
Young carers	0	0.00%
Teenage parents	13	41.94%
Illness	15	48.39%
Pregnancy	3	9.68%
Religious grounds	0	0.00%
Unlikely to be economically active	0	0.00%
Other reason	0	0.00%
Unavailable Total	31	100%

NEET Leavers and Joiners



% of Vulnerable Cohorts who are NEET



Education and Young People's Services Performance Management

NEET Monthly Report - Dartford

16-18 year old cohort by Vulnerable Group	Nov-14	Oct-14	Sep-14	Aug-14	Jul-14	Jun-14	May-14	Apr-14	Mar-14	Feb-14	Jan-14	Dec-13	Nov-13
Children in Care	30	28	31	29	28	27	27	28	25	24	25	25	25
Caring for own child	13	11	10	22	22	21	21	21	21	21	21	19	18
Asylum seeker	1	0	0	0	0	0	0	0	0	0	0	0	0
Carer not own child	5	5	5	6	6	6	7	7	7	7	7	7	6
Substance Misuse	2	2	2	3	3	4	4	4	4	5	5	4	4
Care Leaver	2	2	2	2	2	2	2	2	2	2	2	1	1
Supervised by YOT	14	14	15	11	11	10	11	12	10	10	11	21	21
Pregnancy	2	3	3	7	7	8	7	7	7	8	9	9	9
Parent not caring for own child	1	0	0	0	0	0	0	0	0	0	0	0	0
SEND (16-18 year olds)	115	114	119	137	137	128	128	131	129	128	128	129	127
SEND (19+ year olds)	248	248	248	205	211	216	220	252	223	228	230	233	238
Total 16-18 cohort with at least one vulnerable group	167	163	169	196	196	189		193					

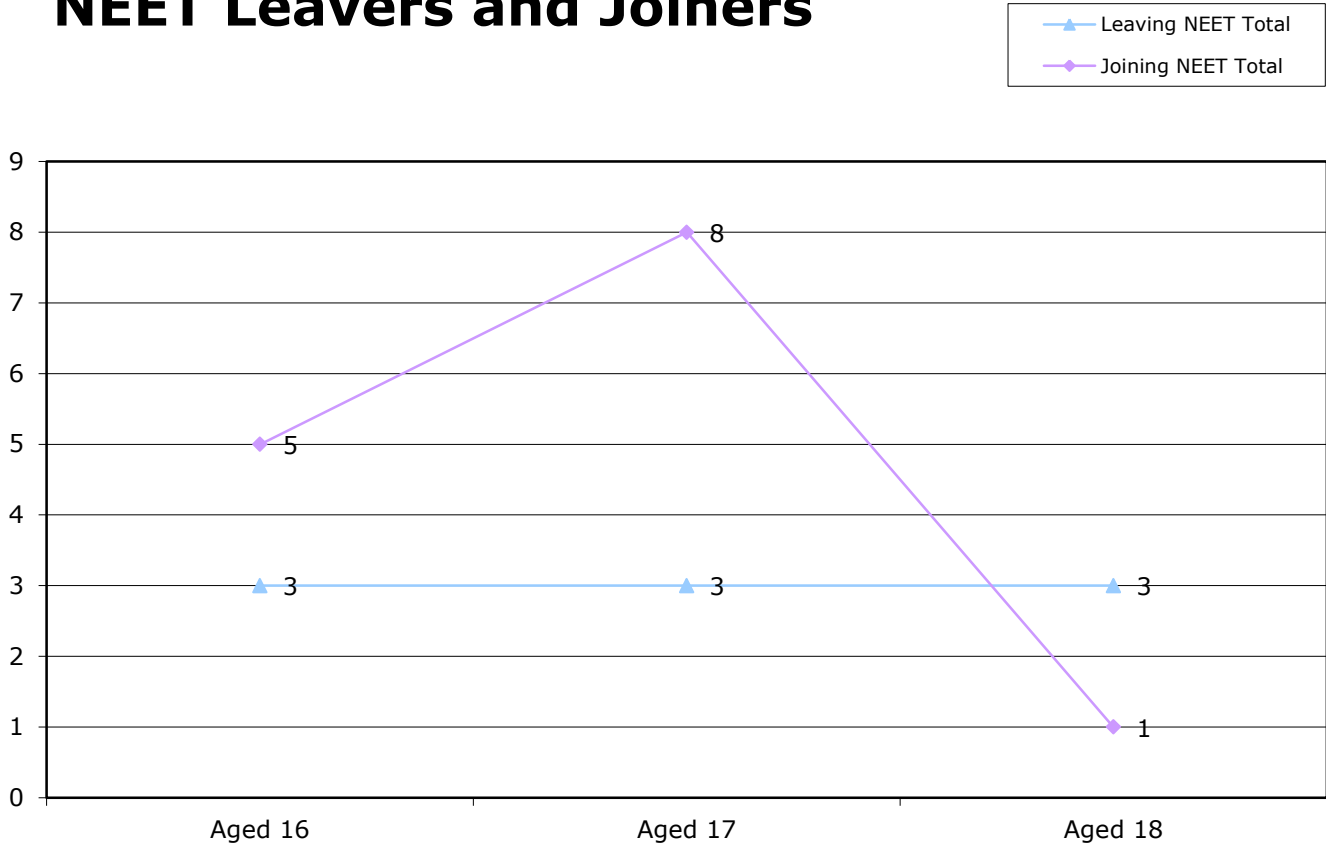
16-18 year old NEET by Vulnerable Group	Nov-14	Oct-14	Sep-14	Aug-14	Jul-14	Jun-14	May-14	Apr-14	Mar-14	Feb-14	Jan-14	Dec-13	Nov-13
Children in Care	8	5	6	6	6	4	5	5	3	3	3	2	2
Caring for own child	12	10	9	20	20	19	19	19	19	19	19	17	16
Asylum seeker	1	0	0	0	0	0	0	0	0	0	0	0	0
Carer not own child	2	2	2	3	3	3	3	3	3	3	3	3	1
Substance Misuse	0	0	0	1	1	2	2	2	2	3	3	2	2
Care Leaver	0	0	0	1	1	1	1	1	1	1	1	0	0
Supervised by YOT	3	2	2	4	4	3	3	4	0	0	1	6	5
Pregnancy	1	2	2	5	5	6	5	5	5	5	7	6	6
Parent not caring for own child	1	0	0	0	0	0	0	0	0	0	0	0	0
SEND (16-18 year olds)	4	4	6	12	13	12	13	12	10	9	10	11	9
SEND (19+ year olds)	40	40	41	35	35	37	38	42	40	40	41	42	42
Total 16-18 NEET with at least one vulnerable group	26	21	23	42	44	43		44					

16-18 year old Not Knowns by Vulnerable Group	Nov-14	Sep-14	Aug-14	Jul-14	Jun-14	May-14	Apr-14	Mar-14	Feb-14	Jan-14	Dec-13	Nov-13	Oct-13
Children in Care	9	17	4	5	6	7	6	5	3	3	5	8	11
Caring for own child	1	0	0	0	1	0	0	0	0	0	0	0	2
Asylum seeker	0	0	0	0	0	0	0	0	0	0	0	0	0
Carer not own child	1	2	1	1	1	1	1	1	1	1	1	4	4
Substance Misuse	2	1	0	1	1	1	1	1	0	0	0	0	0
Care Leaver	2	2	1	1	1	1	1	1	1	1	1	1	1
Supervised by YOT	3	8	0	0	0	1	0	0	0	0	1	3	5
Pregnancy	0	0	0	0	0	0	0	0	1	0	1	2	3
Parent not caring for own child	0	0	0	0	0	0	0	0	0	0	0	0	0
SEND (16-18 year olds)	22	68	11	11	10	9	10	7	8	7	12	22	47
SEND (19+ year olds)	175	186	127	137	146	149	154	145	150	152	151	157	175
Total not known with at least one vulnerable group	34	89	15	17	17		16						

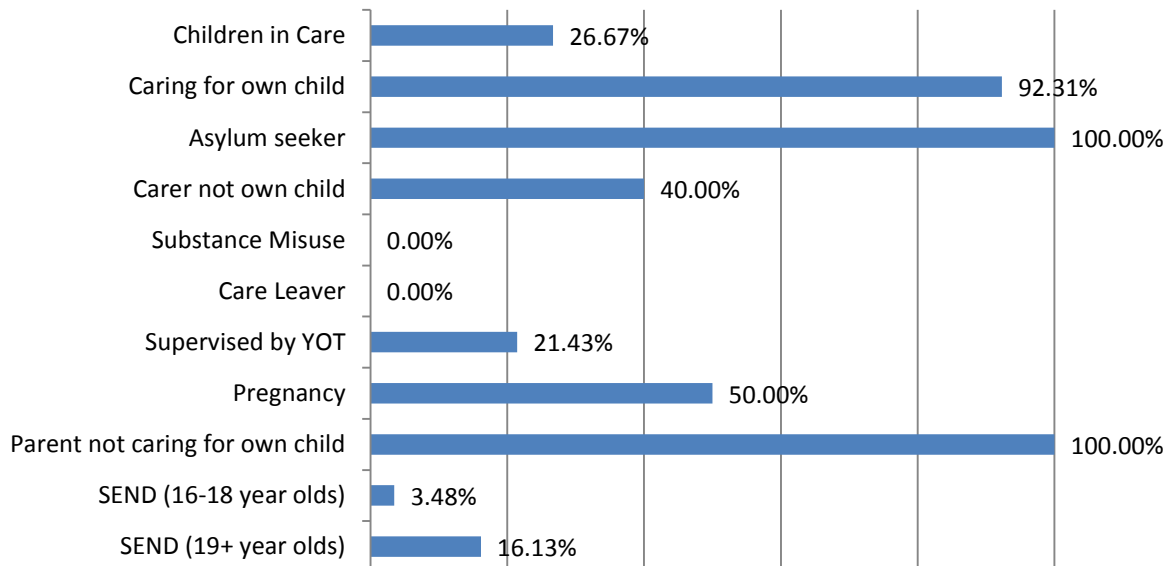
16-18 Year old NEET Leavers & Joiners	Aged 16	Aged 17	Aged 18	16-18 Total	Aged 19
Leaving NEET Total	3	3	3	9	5
Education	0	0	1	1	0
Employment	0	2	1	3	0
Government supported training	3	1	1	5	0
Re-engagement Provision	0	0	0	0	0
NEET in other area	0	0	0	0	0
Custodial Sentence	0	0	0	0	0
Moved Away	0	0	0	0	5
Cannot Be Contacted	0	0	0	0	0
Refused to disclose activity	0	0	0	0	0
Unknown Activity	0	0	0	0	0
Other Reason	0	0	0	0	0
Joining NEET Total	5	8	1	14	0
Education	1	2	0	3	0
Employment	0	0	0	0	0
Government supported training	1	0	0	1	0
Re-engagement Provision	0	0	0	0	0
NEET in other area	0	0	0	0	0
Other (inc custodial sentence)	3	6	1	10	0
Joiners>Leavers	-2	-5	2	-5	5

16-18 Year Old NEET Labour Market Summary	No	%
Available:		
Working not for reward	1	1.03%
Not yet ready for work or learning	5	5.15%
Start Date agreed	4	4.12%
Seeking EET	87	89.69%
Available Total	97	100%
Unavailable:		
Young carers	2	11.76%
Teenage parents	8	47.06%
Illness	7	41.18%
Pregnancy	0	0.00%
Religious grounds	0	0.00%
Unlikely to be economically active	0	0.00%
Other reason	0	0.00%
Unavailable Total	17	100%

NEET Leavers and Joiners



% of Vulnerable Cohorts who are NEET



Education and Young People's Services Performance Management

NEET Monthly Report - Dover

16-18 year old cohort by Vulnerable Group	Nov-14	Oct-14	Sep-14	Aug-14	Jul-14	Jun-14	May-14	Apr-14	Mar-14	Feb-14	Jan-14	Dec-13	Nov-13
Children in Care	61	58	63	64	62	60	59	61	62	61	61	62	62
Caring for own child	29	27	27	69	65	64	64	64	64	62	59	59	59
Asylum seeker	4	4	4	6	6	6	6	6	6	6	6	7	7
Carer not own child	4	4	4	7	7	7	7	7	7	6	7	7	7
Substance Misuse	22	22	21	27	29	35	35	35	34	34	34	33	31
Care Leaver	7	7	8	5	5	5	4	4	3	4	4	6	5
Supervised by YOT	41	40	36	25	26	27	27	27	27	27	26	40	43
Pregnancy	17	17	17	23	23	23	21	19	19	20	22	23	21
Parent not caring for own child	2	3	3	4	4	4	4	4	4	4	4	4	2
SEND (16-18 year olds)	185	190	199	187	187	171	170	173	174	172	172	173	178
SEND (19+ year olds)	341	341	341	297	305	311	316	344	319	323	329	334	335
Total 16-18 cohort with at least one vulnerable group	310	310	317	345	343	332		329					

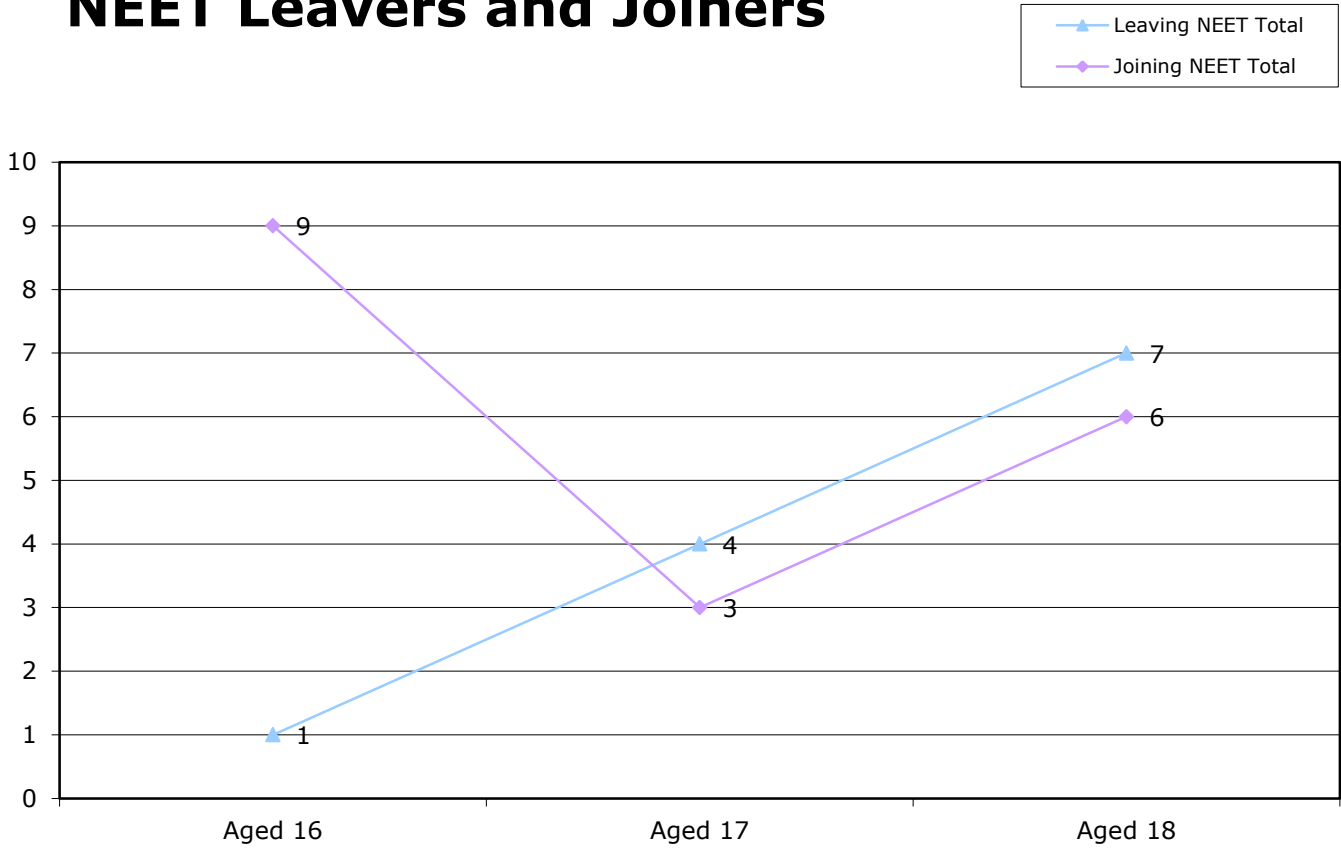
16-18 year old NEET by Vulnerable Group	Nov-14	Oct-14	Sep-14	Aug-14	Jul-14	Jun-14	May-14	Apr-14	Mar-14	Feb-14	Jan-14	Dec-13	Nov-13
Children in Care	9	9	10	20	17	17	15	19	20	15	16	16	14
Caring for own child	18	16	16	50	45	44	44	44	45	41	40	41	41
Asylum seeker	0	0	0	0	0	0	0	0	0	0	0	1	1
Carer not own child	0	0	1	2	2	3	3	3	3	2	3	3	2
Substance Misuse	4	3	2	5	7	13	13	13	11	10	11	13	11
Care Leaver	4	4	4	2	2	3	2	2	1	1	1	2	2
Supervised by YOT	19	14	11	11	13	14	12	14	13	12	14	20	18
Pregnancy	12	3	13	18	17	17	16	14	14	14	16	18	17
Parent not caring for own child	1	1	1	2	2	2	2	2	2	2	3	3	1
SEND (16-18 year olds)	17	16	18	30	32	29	28	31	29	24	23	23	22
SEND (19+ year olds)	96	96	98	84	84	86	87	96	86	87	86	86	83
Total 16-18 NEET with at least one vulnerable group	62	56	57	109	108	109		109					

16-18 year old Not Knowns by Vulnerable Group	Nov-14	Oct-14	Sep-14	Aug-14	Jul-14	Jun-14	May-14	Apr-14	Mar-14	Feb-14	Jan-14	Dec-13	Nov-13
Children in Care	19	19	40	7	7	5	4	4	0	0	0	0	0
Caring for own child	5	5	10	1	2	2	2	2	0	0	0	1	1
Asylum seeker	3	3	4	2	2	2	2	3	1	1	1	1	1
Carer not own child	1	1	2	1	0	0	0	1	0	0	0	0	0
Substance Misuse	5	5	14	5	6	9	9	8	2	1	1	1	1
Care Leaver	2	2	2	0	0	0	0	0	0	0	0	0	0
Supervised by YOT	8	8	16	4	3	2	1	0	0	0	0	0	0
Pregnancy	3	3	4	1	1	2	2	1	0	0	0	0	0
Parent not caring for own child	1	2	2	1	1	1	0	0	0	0	0	0	0
SEND (16-18 year olds)	46	55	136	11	9	5	5	10	1	0	0	0	0
SEND (19+ year olds)	207	215	237	177	185	190	195	199	196	199	204	209	209
Total not known with at least one vulnerable group	74	82	194	22	21	21		25					

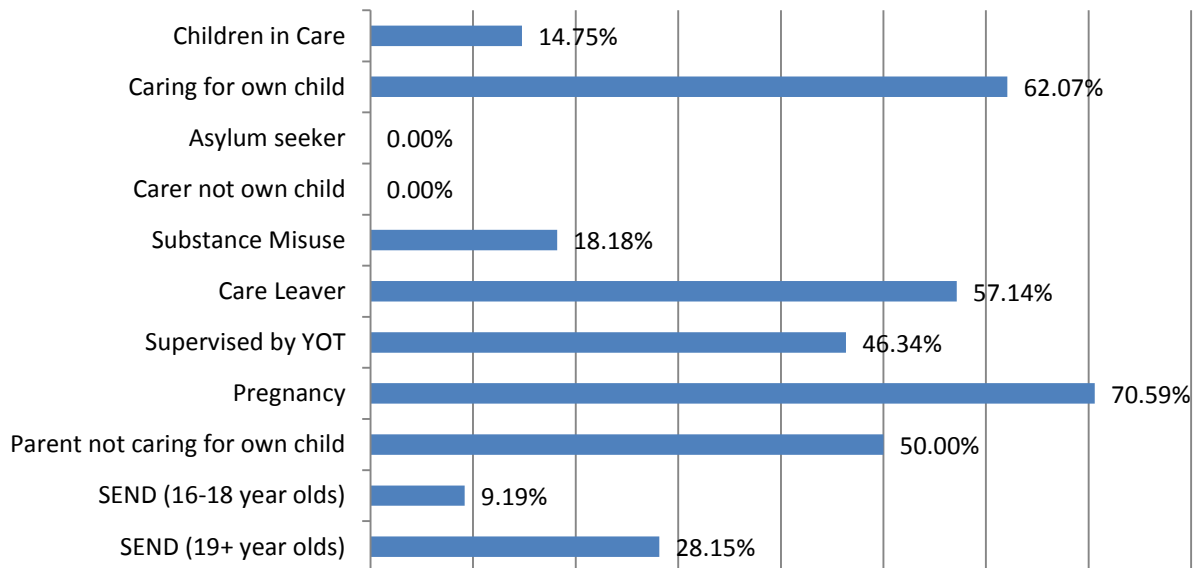
16-18 Year old NEET Leavers & Joiners	Aged 16	Aged 17	Aged 18	16-18 Total	Aged 19
Leaving NEET Total	1	4	7	12	14
Education	0	0	0	0	0
Employment	0	2	4	6	2
Government supported training	0	1	0	1	0
Re-engagement Provision	0	0	0	0	0
NEET in other area	0	1	1	2	0
Custodial Sentence	1	0	1	2	0
Moved Away	0	0	0	0	12
Cannot Be Contacted	0	0	1	1	0
Refused to disclose activity	0	0	0	0	0
Unknown Activity	0	0	0	0	0
Other Reason	0	0	0	0	0
Joining NEET Total	9	3	6	18	1
Education	4	0	0	4	0
Employment	0	2	0	2	0
Government supported training	0	0	0	0	0
Re-engagement Provision	0	0	0	0	0
NEET in other area	0	0	0	0	0
Other (inc custodial sentence)	5	1	6	12	1
Joiners>Leavers	-8	1	1	-6	13

16-18 Year Old NEET Labour Market Summary	No	%
Available:		
Working not for reward	0	0.00%
Not yet ready for work or learning	14	12.73%
Start Date agreed	0	0.00%
Seeking EET	96	87.27%
Available Total	110	100%
Unavailable:		
Young carers	0	0.00%
Teenage parents	16	59.26%
Illness	3	11.11%
Pregnancy	7	25.93%
Religious grounds	0	0.00%
Unlikely to be economically active	1	3.70%
Other reason	0	0.00%
Unavailable Total	27	100%

NEET Leavers and Joiners



% of Vulnerable Cohorts who are NEET



Education and Young People's Services Performance Management

NEET Monthly Report - Gravesham

16-18 year old cohort by Vulnerable Group	Nov-14	Oct-14	Sep-14	Aug-14	Jul-14	Jun-14	May-14	Apr-14	Mar-14	Feb-14	Jan-14	Dec-13	Nov-13
Children in Care	43	42	39	54	55	51	48	49	52	52	52	51	50
Caring for own child	14	14	13	40	39	39	39	39	39	39	38	34	31
Asylum seeker	5	5	5	16	16	15	15	15	15	15	15	15	15
Carer not own child	7	7	6	6	6	7	7	7	7	7	7	7	7
Substance Misuse	4	3	3	8	9	9	10	9	9	9	9	9	9
Care Leaver	6	6	6	5	5	5	5	5	5	5	5	5	5
Supervised by YOT	19	13	12	16	17	17	18	18	20	18	19	32	32
Pregnancy	15	15	14	20	20	18	18	18	17	15	14	17	18
Parent not caring for own child	1	1	1	2	2	2	2	2	2	2	2	2	2
SEND (16-18 year olds)	153	154	137	161	161	148	148	149	150	150	151	152	151
SEND (19+ year olds)	296	296	296	250	252	258	265	297	272	275	279	282	284
Total 16-18 cohort with at least one vulnerable group	233	229	209	286	286	270		268					

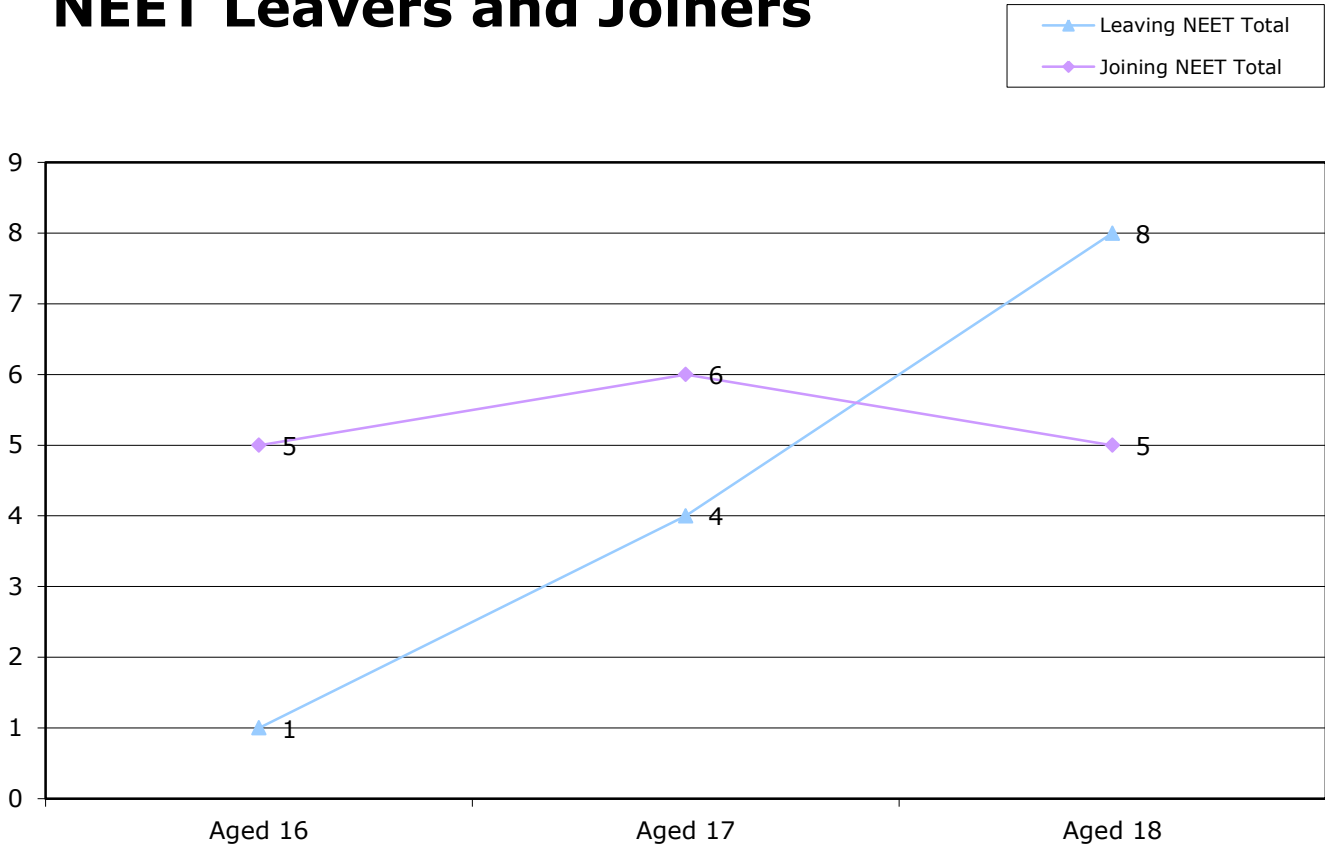
16-18 year old NEET by Vulnerable Group	Nov-14	Oct-14	Sep-14	Aug-14	Jul-14	Jun-14	May-14	Apr-14	Mar-14	Feb-14	Jan-14	Dec-13	Nov-13
Children in Care	10	8	9	13	14	13	9	10	10	10	10	10	9
Caring for own child	8	7	7	29	28	27	27	27	27	28	26	23	20
Asylum seeker	1	1	1	1	1	0	0	0	0	0	0	0	0
Carer not own child	2	2	1	3	3	3	3	3	3	3	3	3	3
Substance Misuse	1	0	0	2	3	3	3	2	1	1	1	1	1
Care Leaver	1	1	1	0	0	0	1	1	1	0	0	0	0
Supervised by YOT	8	3	2	7	8	9	11	12	12	7	7	10	9
Pregnancy	12	12	12	18	18	16	16	15	14	13	12	15	17
Parent not caring for own child	1	1	1	1	1	1	1	1	1	1	1	1	1
SEND (16-18 year olds)	17	15	15	24	23	21	22	25	25	22	24	18	15
SEND (19+ year olds)	64	65	66	59	57	56	57	65	58	57	58	57	60
Total 16-18 NEET with at least one vulnerable group	50	43	44	84	83	79		79					

16-18 year old Not Knowns by Vulnerable Group	Nov-14	Oct-14	Sep-14	Aug-14	Jul-14	Jun-14	May-14	Apr-14	Mar-14	Feb-14	Jan-14	Dec-13	Nov-13
Children in Care	11	10	21	5	5	6	7	9	7	6	7	9	10
Caring for own child	4	4	4	2	2	3	5	4	2	3	1	1	2
Asylum seeker	4	4	4	4	4	4	4	5	4	4	4	4	5
Carer not own child	1	1	3	0	0	1	1	1	1	1	1	2	2
Substance Misuse	2	2	3	4	4	3	4	4	4	2	1	2	3
Care Leaver	2	2	3	0	0	0	0	0	0	0	0	0	0
Supervised by YOT	2	4	4	4	4	3	4	2	2	1	1	5	6
Pregnancy	0	0	2	0	0	1	0	0	0	0	0	0	0
Parent not caring for own child	0	0	0	0	0	0	0	0	0	0	0	0	0
SEND (16-18 year olds)	20	24	60	24	24	20	20	25	21	19	21	30	32
SEND (19+ year olds)	204	209	219	169	172	181	183	194	190	192	191	192	193
Total not known with at least one vulnerable group	37	41	88	35	35	34		42					

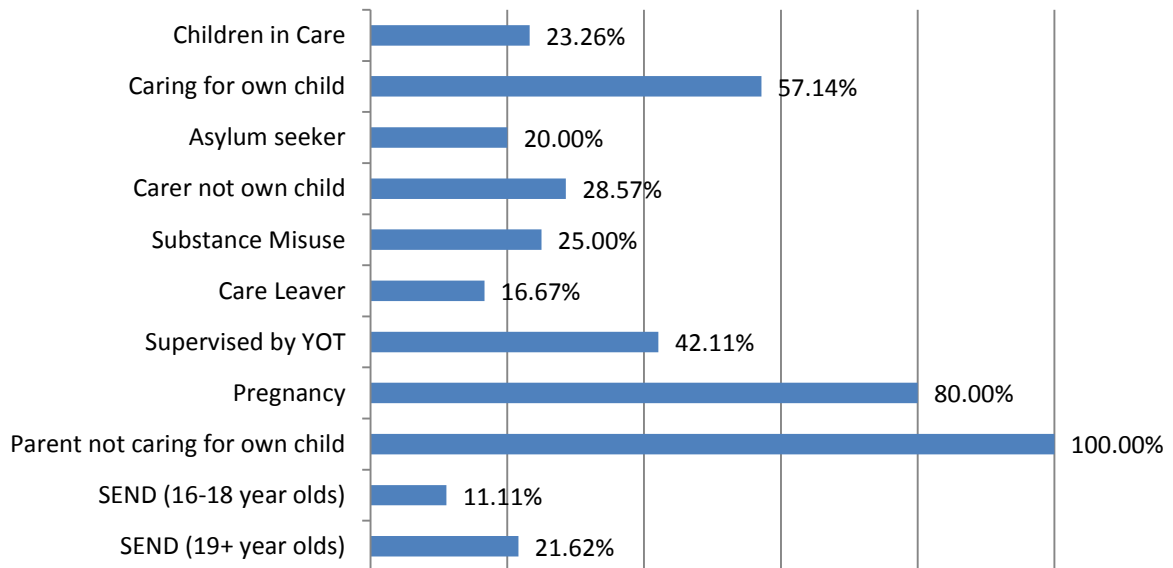
16-18 Year old NEET Leavers & Joiners	Aged 16	Aged 17	Aged 18	16-18 Total	Aged 19
Leaving NEET Total	1	4	8	13	9
Education	0	0	1	1	0
Employment	0	2	4	6	0
Government supported training	0	2	1	3	0
Re-engagement Provision	0	0	0	0	0
NEET in other area	1	0	1	2	0
Custodial Sentence	0	0	1	1	1
Moved Away	0	0	0	0	8
Cannot Be Contacted	0	0	0	0	0
Refused to disclose activity	0	0	0	0	0
Unknown Activity	0	0	0	0	0
Other Reason	0	0	0	0	0
Joining NEET Total	5	6	5	16	0
Education	4	2	1	7	0
Employment	0	0	0	0	0
Government supported training	0	2	0	2	0
Re-engagement Provision	0	0	0	0	0
NEET in other area	0	0	0	0	0
Other (inc custodial sentence)	1	2	4	7	0
Joiners>Leavers	-4	-2	3	-3	9

16-18 Year Old NEET Labour Market Summary	No	%
Available:		
Working not for reward	0	0.00%
Not yet ready for work or learning	3	2.83%
Start Date agreed	1	0.94%
Seeking EET	102	96.23%
Available Total	106	100%
Unavailable:		
Young carers	2	5.88%
Teenage parents	7	20.59%
Illness	14	41.18%
Pregnancy	11	32.35%
Religious grounds	0	0.00%
Unlikely to be economically active	0	0.00%
Other reason	0	0.00%
Unavailable Total	34	100%

NEET Leavers and Joiners



% of Vulnerable Cohorts who are NEET



Education and Young People's Services Performance Management

NEET Monthly Report - Maidstone

16-18 year old cohort by Vulnerable Group	Nov-14	Oct-14	Sep-14	Aug-14	Jul-14	Jun-14	May-14	Apr-14	Mar-14	Feb-14	Jan-14	Dec-13	Nov-13
Children in Care	37	40	37	53	53	52	48	47	44	44	43	41	42
Caring for own child	25	26	25	54	52	48	48	48	48	48	48	46	41
Asylum seeker	3	3	3	10	10	10	10	10	10	11	11	11	10
Carer not own child	7	7	8	10	10	10	10	10	9	9	9	9	9
Substance Misuse	9	8	8	12	14	14	14	14	13	12	11	11	10
Care Leaver	7	7	7	5	5	5	5	5	5	5	5	5	5
Supervised by YOT	19	19	16	14	16	16	17	16	15	17	16	25	24
Pregnancy	9	6	4	12	12	8	8	7	7	7	7	8	9
Parent not caring for own child	1	1	1	1	1	2	2	1	1	1	1	1	2
SEND (16-18 year olds)	205	205	205	229	228	212	212	210	210	210	209	208	207
SEND (19+ year olds)	436	436	436	359	363	370	379	429	385	389	391	393	397
Total 16-18 cohort with at least one vulnerable group	297	299	295	364	362	342		335					

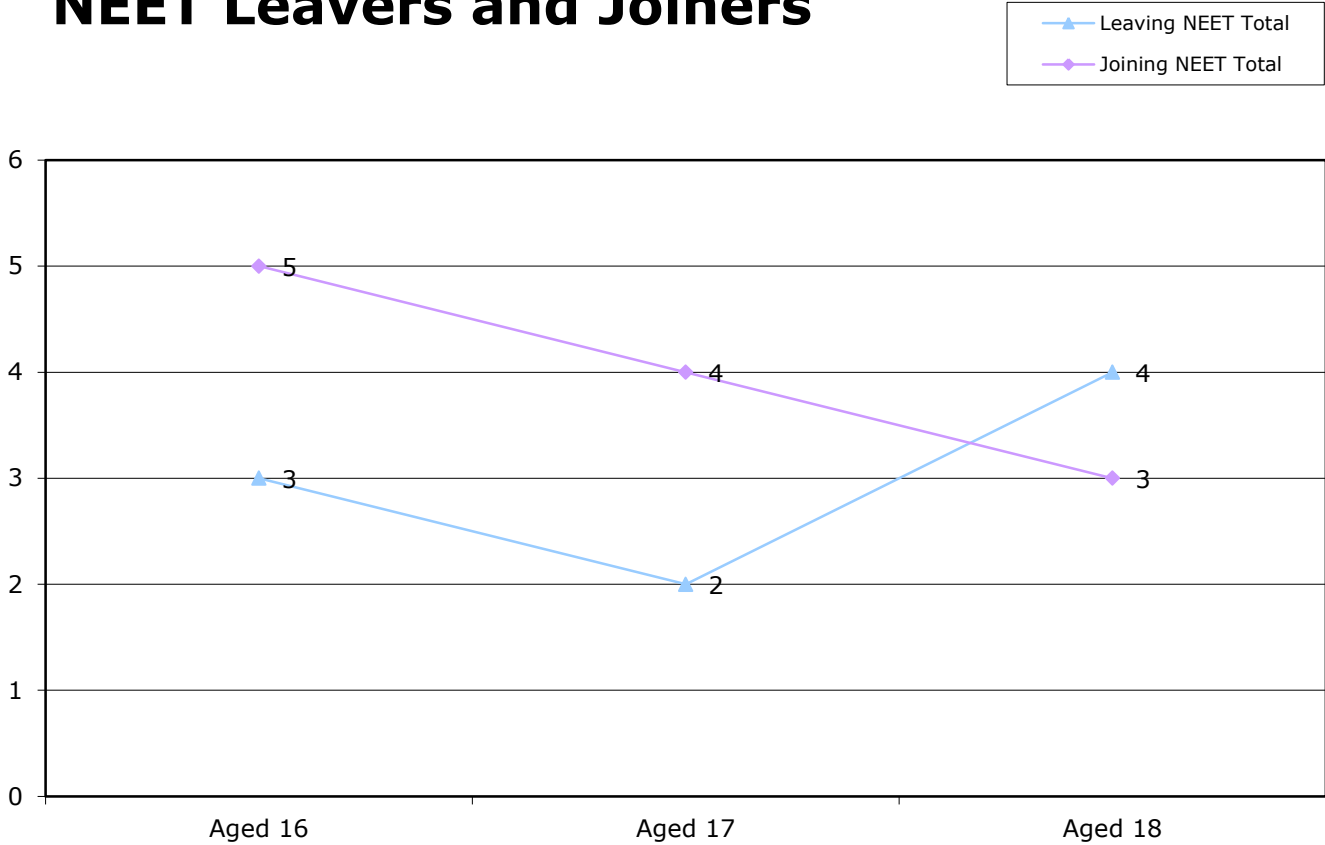
16-18 year old NEET by Vulnerable Group	Nov-14	Oct-14	Sep-14	Aug-14	Jul-14	Jun-14	May-14	Apr-14	Mar-14	Feb-14	Jan-14	Dec-13	Nov-13
Children in Care	5	6	8	16	16	14	14	14	12	12	13	11	8
Caring for own child	17	17	18	39	39	36	36	36	38	38	38	33	26
Asylum seeker	0	0	0	1	1	1	1	1	1	1	1	1	0
Carer not own child	5	5	6	8	8	5	5	6	6	6	6	6	5
Substance Misuse	1	1	1	4	6	7	7	6	6	5	5	5	4
Care Leaver	3	4	4	1	1	1	1	1	1	1	1	1	1
Supervised by YOT	7	5	2	7	8	8	8	7	6	8	8	10	6
Pregnancy	8	5	4	12	12	8	8	7	7	7	7	8	9
Parent not caring for own child	1	1	1	1	1	2	2	1	1	1	1	0	1
SEND (16-18 year olds)	15	14	15	27	26	23	21	19	19	19	17	16	16
SEND (19+ year olds)	94	95	96	90	90	92	95	99	96	96	95	93	91
Total 16-18 NEET with at least one vulnerable group	53	50	53	94	98	88		83					

16-18 year old Not Knowns by Vulnerable Group	Nov-14	Oct-14	Sep-14	Aug-14	Jul-14	Jun-14	May-14	Apr-14	Mar-14	Feb-14	Jan-14	Dec-13	Nov-13
Children in Care	9	10	22	7	6	12	8	7	6	4	4	3	10
Caring for own child	3	4	5	4	5	6	6	4	4	3	2	5	7
Asylum seeker	2	2	3	2	1	5	2	2	2	1	1	1	5
Carer not own child	0	0	1	0	0	1	1	0	0	0	0	0	1
Substance Misuse	2	3	4	1	1	3	2	5	2	1	1	0	1
Care Leaver	0	1	1	1	2	2	2	1	0	0	0	0	0
Supervised by YOT	4	8	7	2	4	4	5	2	1	1	1	2	2
Pregnancy	0	0	0	0	0	0	0	0	0	0	0	0	0
Parent not caring for own child	0	0	0	0	0	0	0	0	0	0	0	0	0
SEND (16-18 year olds)	40	41	115	21	22	22	25	25	18	14	15	20	31
SEND (19+ year olds)	274	282	325	225	226	233	250	263	257	257	258	261	246
Total not known with at least one vulnerable group	55	65	148	35	39	50		42					

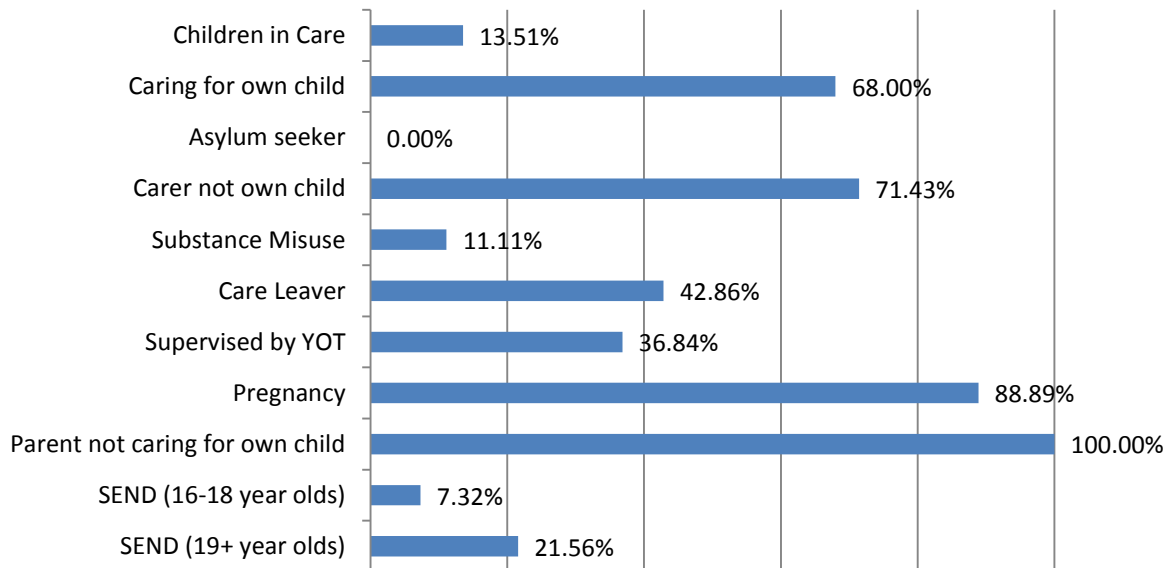
16-18 Year old NEET Leavers & Joiners	Aged 16	Aged 17	Aged 18	16-18 Total	Aged 19
Leaving NEET Total	3	2	4	9	11
Education	0	0	1	1	0
Employment	3	2	2	7	2
Government supported training	0	0	1	1	0
Re-engagement Provision	0	0	0	0	0
NEET in other area	0	0	0	0	0
Custodial Sentence	0	0	0	0	0
Moved Away	0	0	0	0	9
Cannot Be Contacted	0	0	0	0	0
Refused to disclose activity	0	0	0	0	0
Unknown Activity	0	0	0	0	0
Other Reason	0	0	0	0	0
Joining NEET Total	5	4	3	12	2
Education	1	1	0	2	1
Employment	0	1	1	2	0
Government supported training	0	0	0	0	0
Re-engagement Provision	0	1	0	1	0
NEET in other area	0	0	0	0	0
Other (inc custodial sentence)	4	1	2	7	1
Joiners>Leavers	-2	-2	1	-3	9

16-18 Year Old NEET Labour Market Summary	No	%
Available:		
Working not for reward	3	1.96%
Not yet ready for work or learning	15	9.80%
Start Date agreed	5	3.27%
Seeking EET	130	84.97%
Available Total	153	100%
Unavailable:		
Young carers	1	5.26%
Teenage parents	10	52.63%
Illness	4	21.05%
Pregnancy	4	21.05%
Religious grounds	0	0.00%
Unlikely to be economically active	0	0.00%
Other reason	0	0.00%
Unavailable Total	19	100%

NEET Leavers and Joiners



% of Vulnerable Cohorts who are NEET



Education and Young People's Services Performance Management
NEET Monthly Report - Sevenoaks

16-18 year old cohort by Vulnerable Group	Nov-14	Oct-14	Sep-14	Aug-14	Jul-14	Jun-14	May-14	Apr-14	Mar-14	Feb-14	Jan-14	Dec-13	Nov-13
Children in Care	14	16	18	21	21	19	18	18	18	18	18	18	17
Caring for own child	10	10	10	24	22	23	22	22	21	21	19	18	15
Asylum seeker	0	0	0	0	0	0	0	0	0	0	0	0	0
Carer not own child	3	3	3	5	5	5	5	5	5	4	4	4	5
Substance Misuse	6	6	6	7	7	7	8	8	9	8	8	9	9
Care Leaver	0	0	0	0	0	0	0	0	0	0	0	0	0
Supervised by YOT	22	21	22	11	12	13	14	15	16	15	14	25	22
Pregnancy	3	3	3	6	6	5	5	4	4	4	4	4	5
Parent not caring for own child	0	0	0	0	0	0	0	1	1	1	1	1	0
SEND (16-18 year olds)	120	124	136	127	127	120	119	120	120	120	120	120	116
SEND (19+ year olds)	232	232	233	188	191	195	197	230	203	205	205	210	213
Total 16-18 cohort with at least one vulnerable group	162	166	180	178	178	171		170					

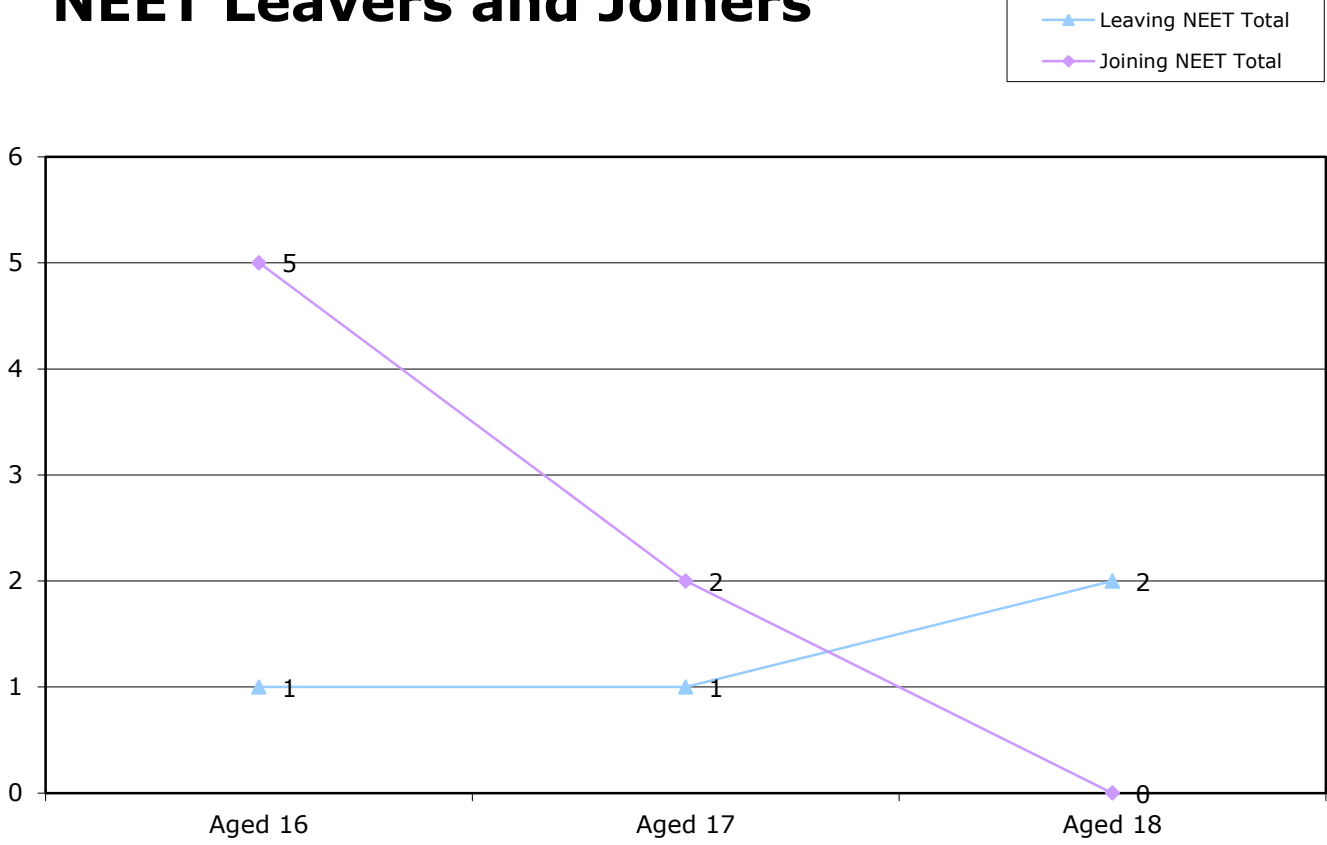
16-18 year old NEET by Vulnerable Group	Nov-14	Oct-14	Sep-14	Aug-14	Jul-14	Jun-14	May-14	Apr-14	Mar-14	Feb-14	Jan-14	Dec-13	Nov-13
Children in Care	1	1	1	1	1	2	2	2	2	2	2	2	1
Caring for own child	6	6	7	15	15	18	17	18	17	18	16	15	12
Asylum seeker	0	0	0	0	0	0	0	0	0	0	0	0	0
Carer not own child	1	1	1	3	3	3	3	3	3	2	2	2	2
Substance Misuse	3	3	3	2	2	2	2	2	3	1	1	2	2
Care Leaver	0	0	0	0	0	0	0	0	0	0	0	0	0
Supervised by YOT	1	1	1	4	3	3	2	5	6	6	5	8	8
Pregnancy	2	2	3	4	4	3	3	2	2	2	2	2	3
Parent not caring for own child	0	0	0	0	0	0	0	1	1	1	1	1	0
SEND (16-18 year olds)	3	3	4	10	10	8	7	9	9	9	9	11	9
SEND (19+ year olds)	32	30	32	27	26	26	26	28	26	24	24	24	24
Total 16-18 NEET with at least one vulnerable group	15	15	18	31	32	33		34					

16-18 year old Not Knowns by Vulnerable Group	Nov-14	Oct-14	Sep-14	Aug-14	Jul-14	Jun-14	May-14	Apr-14	Mar-14	Feb-14	Jan-14	Dec-13	Nov-13
Children in Care	7	9	14	0	1	0	0	1	0	0	0	1	3
Caring for own child	2	2	2	1	1	2	2	1	1	1	1	1	1
Asylum seeker	0	0	0	0	0	0	0	0	0	0	0	0	0
Carer not own child	1	1	1	0	0	0	0	0	0	0	0	0	1
Substance Misuse	1	1	0	0	1	1	1	0	0	0	0	0	3
Care Leaver	0	0	0	0	0	0	0	0	0	0	0	0	0
Supervised by YOT	8	7	9	1	3	2	3	3	1	0	0	0	1
Pregnancy	0	0	0	0	0	0	0	0	0	0	0	0	1
Parent not caring for own child	0	0	0	0	0	0	0	0	0	0	0	0	0
SEND (16-18 year olds)	25	30	83	15	16	11	10	9	3	3	3	2	2
SEND (19+ year olds)	170	173	183	115	129	133	134	144	139	142	143	145	147
Total not known with at least one vulnerable group	36	41	99	17	21	15		12					

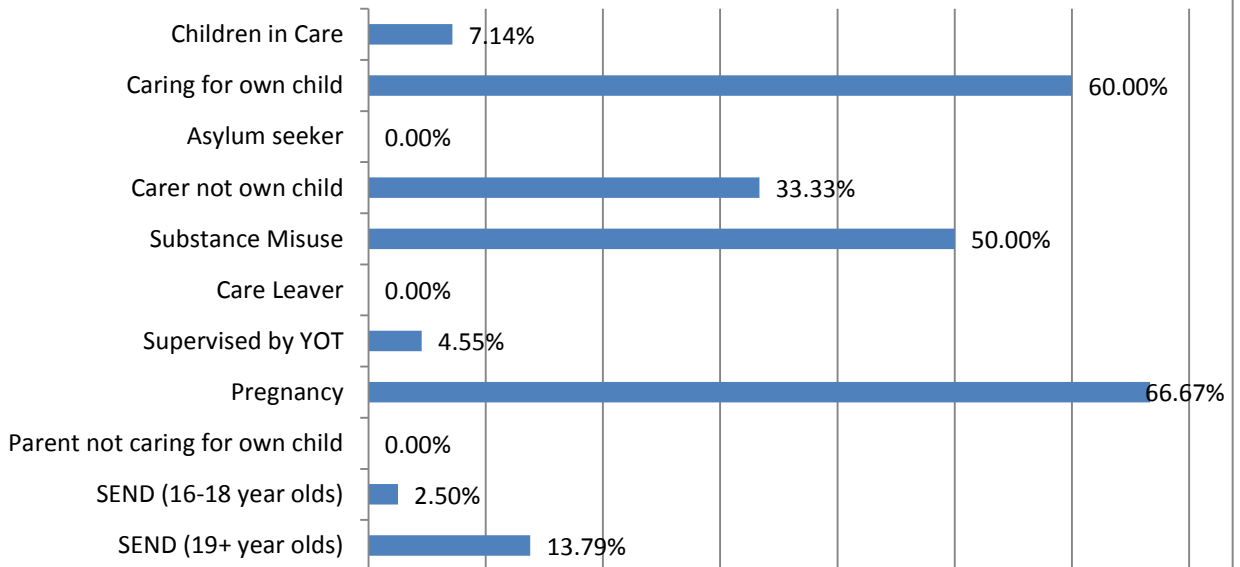
16-18 Year old NEET Leavers & Joiners	Aged 16	Aged 17	Aged 18	16-18 Total	Aged 19
Leaving NEET Total	1	1	2	4	5
Education	0	0	0	0	0
Employment	1	1	1	3	0
Government supported training	0	0	1	1	0
Re-engagement Provision	0	0	0	0	0
NEET in other area	0	0	0	0	0
Custodial Sentence	0	0	0	0	0
Moved Away	0	0	0	0	5
Cannot Be Contacted	0	0	0	0	0
Refused to disclose activity	0	0	0	0	0
Unknown Activity	0	0	0	0	0
Other Reason	0	0	0	0	0
Joining NEET Total	5	2	0	7	0
Education	1	0	0	1	0
Employment	0	0	0	0	0
Government supported training	0	0	0	0	0
Re-engagement Provision	0	0	0	0	0
NEET in other area	0	0	0	0	0
Other (inc custodial sentence)	4	2	0	6	0
Joiners>Leavers	-4	-1	2	-3	5

16-18 Year Old NEET Labour Market Summary	No	%
Available:		
Working not for reward	0	0.00%
Not yet ready for work or learning	3	5.26%
Start Date agreed	0	0.00%
Seeking EET	54	94.74%
Available Total	57	100%
Unavailable:		
Young carers	1	9.09%
Teenage parents	5	45.45%
Illness	4	36.36%
Pregnancy	1	9.09%
Religious grounds	0	0.00%
Unlikely to be economically active	0	0.00%
Other reason	0	0.00%
Unavailable Total	11	100%

NEET Leavers and Joiners



% of Vulnerable Cohorts who are NEET



Education and Young People's Services Performance Management

NEET Monthly Report - Shepway

16-18 year old cohort by Vulnerable Group	Nov-14	Oct-14	Sep-14	Aug-14	Jul-14	Jun-14	May-14	Apr-14	Mar-14	Feb-14	Jan-14	Dec-13	Nov-13
Children in Care	63	65	68	66	66	59	57	57	57	59	59	58	60
Caring for own child	29	24	24	48	45	44	44	44	44	43	42	41	38
Asylum seeker	2	3	3	8	8	8	8	8	8	8	8	8	8
Carer not own child	1	1	1	4	4	4	4	4	4	4	4	4	4
Substance Misuse	16	16	16	19	24	24	24	24	23	24	25	26	28
Care Leaver	14	13	13	15	14	14	15	15	15	13	13	13	13
Supervised by YOT	26	27	28	7	10	9	14	14	13	15	15	22	23
Pregnancy	15	13	13	23	23	23	21	20	20	16	17	15	16
Parent not caring for own child	3	3	3	4	4	4	4	4	4	4	5	4	3
SEND (16-18 year olds)	150	146	138	160	160	148	148	149	147	148	149	147	144
SEND (19+ year olds)	288	288	288	239	246	246	249	284	252	257	259	262	264
Total 16-18 cohort with at least one vulnerable group	278	269	264	306	309	291		293					

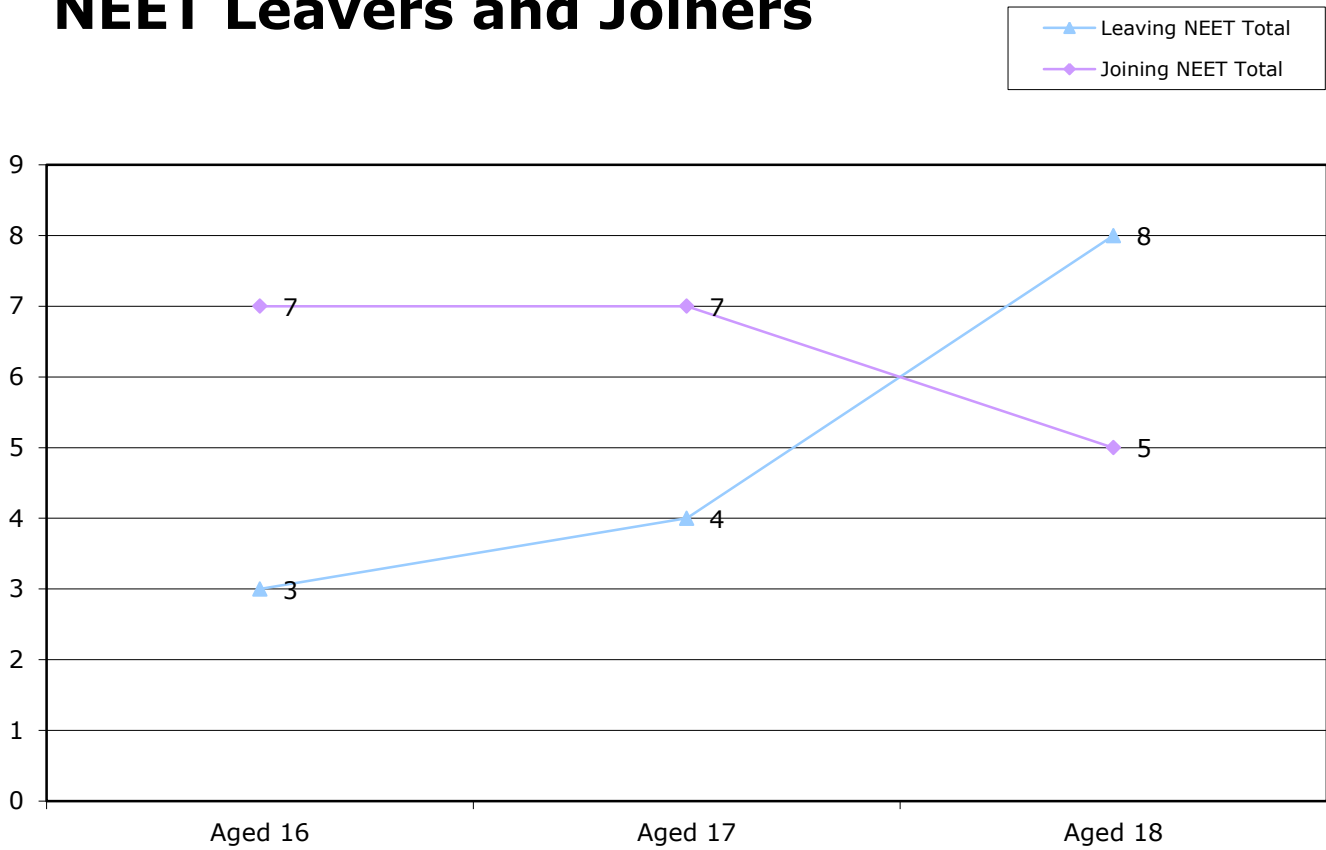
16-18 year old NEET by Vulnerable Group	Nov-14	Oct-14	Sep-14	Aug-14	Jul-14	Jun-14	May-14	Apr-14	Mar-14	Feb-14	Jan-14	Dec-13	Nov-13
Children in Care	13	11	15	14	15	16	14	15	16	19	17	17	16
Caring for own child	13	9	11	25	27	27	27	26	26	28	29	27	25
Asylum seeker	2	1	1	1	1	1	1	2	3	3	2	2	2
Carer not own child	0	0	0	1	1	1	1	1	1	2	2	2	2
Substance Misuse	4	4	4	5	10	12	12	13	12	11	12	13	14
Care Leaver	5	6	8	8	8	8	8	8	8	5	6	6	6
Supervised by YOT	5	5	7	1	5	4	6	6	5	6	7	10	11
Pregnancy	8	10	10	18	18	18	16	15	15	12	12	10	10
Parent not caring for own child	0	1	2	3	3	2	2	2	2	2	3	1	1
SEND (16-18 year olds)	13	11	15	23	24	21	18	17	18	15	16	16	15
SEND (19+ year olds)	72	75	75	71	50	49	50	56	51	51	52	54	55
Total 16-18 NEET with at least one vulnerable group	50	47	57	82	92	91		87					

16-18 year old Not Knowns by Vulnerable Group	Nov-14	Oct-14	Sep-14	Aug-14	Jul-14	Jun-14	May-14	Apr-14	Mar-14	Feb-14	Jan-14	Dec-13	Nov-13
Children in Care	6	14	26	8	7	6	7	5	3	3	4	5	6
Caring for own child	8	8	10	4	3	4	1	3	2	1	1	1	1
Asylum seeker	0	2	1	4	5	5	5	4	4	4	4	3	2
Carer not own child	0	0	1	1	1	1	0	0	0	0	0	0	0
Substance Misuse	5	5	8	3	3	4	4	6	1	0	0	1	3
Care Leaver	3	3	3	3	4	5	6	5	4	2	2	2	2
Supervised by YOT	5	5	10	2	3	1	2	2	1	1	1	2	1
Pregnancy	2	1	1	0	0	0	0	1	0	0	0	0	0
Parent not caring for own child	0	0	1	0	1	1	1	0	0	0	0	1	0
SEND (16-18 year olds)	24	28	67	7	8	6	12	11	5	3	3	4	4
SEND (19+ year olds)	164	170	195	111	140	143	144	147	139	144	144	145	142
Total not known with at least one vulnerable group	46	54	114	24	25	27		31					

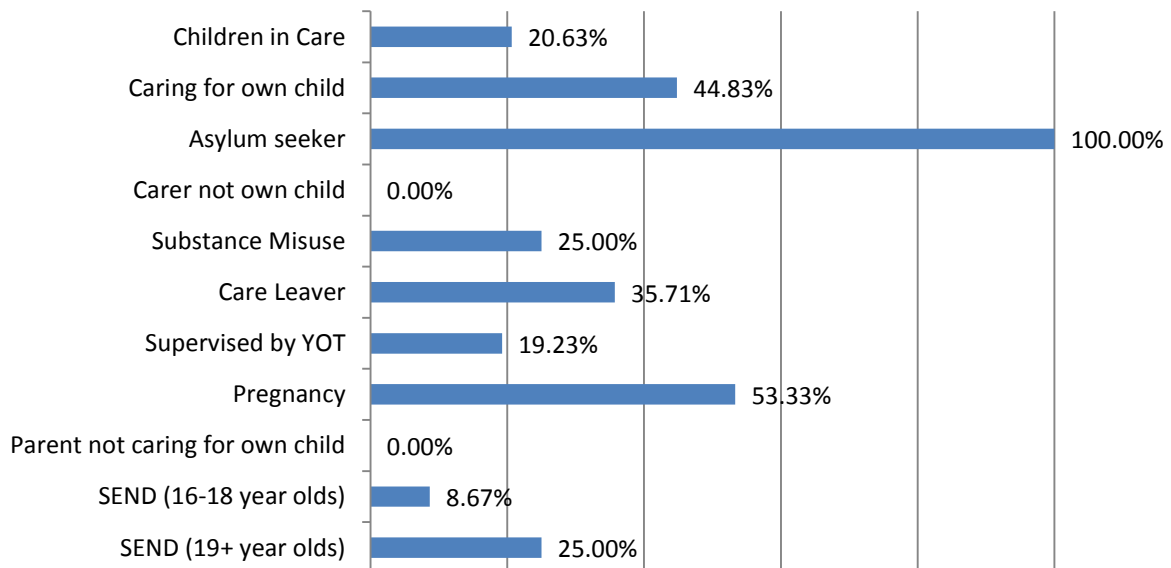
16-18 Year old NEET Leavers & Joiners	Aged 16	Aged 17	Aged 18	16-18 Total	Aged 19
Leaving NEET Total	3	4	8	15	8
Education	1	0	0	1	1
Employment	1	2	4	7	0
Government supported training	1	1	1	3	0
Re-engagement Provision	0	0	0	0	0
NEET in other area	0	0	1	1	0
Custodial Sentence	0	0	2	2	0
Moved Away	0	1	0	1	7
Cannot Be Contacted	0	0	0	0	0
Refused to disclose activity	0	0	0	0	0
Unknown Activity	0	0	0	0	0
Other Reason	0	0	0	0	0
Joining NEET Total	7	7	5	19	0
Education	2	0	0	2	0
Employment	0	1	1	2	0
Government supported training	0	0	0	0	0
Re-engagement Provision	0	0	0	0	0
NEET in other area	0	0	0	0	0
Other (inc custodial sentence)	5	6	4	15	0
Joiners>Leavers	-4	-3	3	-4	8

16-18 Year Old NEET Labour Market Summary	No	%
Available:		
Working not for reward	3	2.65%
Not yet ready for work or learning	8	7.08%
Start Date agreed	0	0.00%
Seeking EET	102	90.27%
Available Total	113	100%
Unavailable:		
Young carers	0	0.00%
Teenage parents	10	43.48%
Illness	8	34.78%
Pregnancy	3	13.04%
Religious grounds	0	0.00%
Unlikely to be economically active	2	8.70%
Other reason	0	0.00%
Unavailable Total	23	100%

NEET Leavers and Joiners



% of Vulnerable Cohorts who are NEET



Education and Young People's Services Performance Management

NEET Monthly Report - Swale

16-18 year old cohort by Vulnerable Group	Nov-14	Oct-14	Sep-14	Aug-14	Jul-14	Jun-14	May-14	Apr-14	Mar-14	Feb-14	Jan-14	Dec-13	Nov-13
Children in Care	97	90	88	89	90	86	84	83	83	83	83	83	83
Caring for own child	31	31	29	84	79	79	79	79	79	79	77	76	68
Asylum seeker	6	6	6	5	6	6	6	6	6	6	6	7	5
Carer not own child	7	8	7	9	9	9	9	9	9	9	9	10	10
Substance Misuse	6	6	6	6	6	6	6	6	6	6	6	6	6
Care Leaver	8	8	8	8	8	8	8	9	9	7	7	7	7
Supervised by YOT	23	22	18	19	20	21	21	21	22	20	19	26	25
Pregnancy	17	15	17	23	23	22	21	21	21	21	23	21	24
Parent not caring for own child	1	1	1	1	1	1	1	1	1	1	1	1	2
SEND (16-18 year olds)	227	228	215	251	251	235	234	232	230	229	228	231	227
SEND (19+ year olds)	430	431	431	343	348	351	357	422	366	368	372	378	386
Total 16-18 cohort with at least one vulnerable group	366	362	344	444	441	420		416					

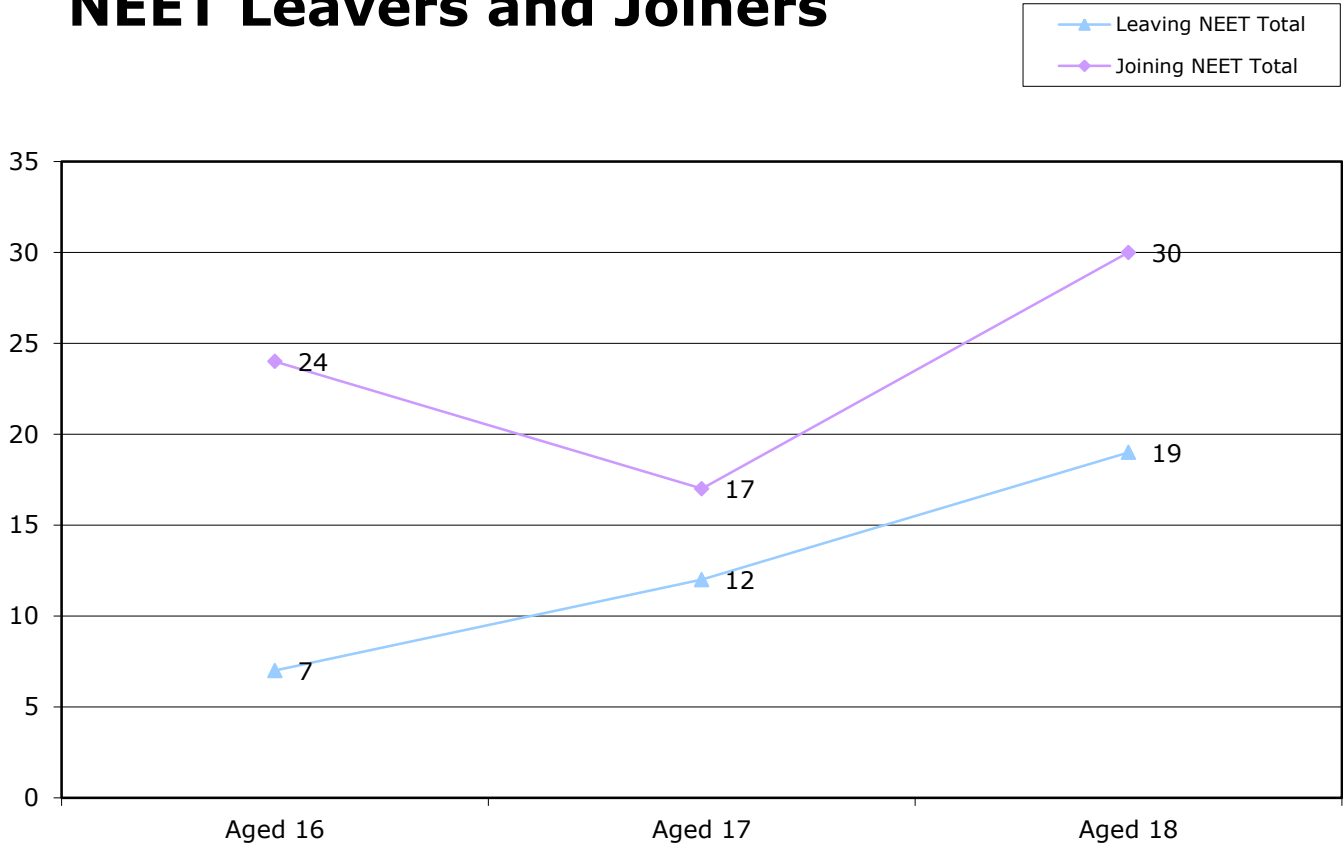
16-18 year old NEET by Vulnerable Group	Nov-14	Oct-14	Sep-14	Aug-14	Jul-14	Jun-14	May-14	Apr-14	Mar-14	Feb-14	Jan-14	Dec-13	Nov-13
Children in Care	8	7	10	16	15	16	16	14	13	11	11	13	13
Caring for own child	27	27	26	61	60	60	60	60	59	59	59	58	49
Asylum seeker	0	0	1	1	1	1	1	1	1	0	0	1	0
Carer not own child	2	2	2	1	1	1	1	1	1	1	1	2	2
Substance Misuse	1	1	1	1	1	1	1	1	1	1	1	1	1
Care Leaver	1	1	2	4	3	3	3	4	4	3	3	2	2
Supervised by YOT	4	3	1	5	5	7	7	7	7	6	6	10	9
Pregnancy	11	9	11	14	14	12	11	11	11	11	13	11	11
Parent not caring for own child	0	0	0	0	0	0	0	0	0	0	0	0	0
SEND (16-18 year olds)	20	26	25	46	47	39	37	37	36	37	35	30	29
SEND (19+ year olds)	106	109	112	94	94	95	95	108	97	98	99	99	101
Total 16-18 NEET with at least one vulnerable group	64	68	72	133	132	124		120					

16-18 year old Not Knowns by Vulnerable Group	Nov-14	Oct-14	Sep-14	Aug-14	Jul-14	Jun-14	May-14	Apr-14	Mar-14	Feb-14	Jan-14	Dec-13	Nov-13
Children in Care	28	30	55	7	7	8	5	3	1	1	1	3	7
Caring for own child	1	1	1	7	9	12	10	6	6	5	4	4	5
Asylum seeker	0	0	3	0	0	0	0	0	0	0	0	1	1
Carer not own child	1	1	5	3	2	2	2	2	2	2	1	1	1
Substance Misuse	2	1	4	0	1	1	1	1	0	0	0	0	1
Care Leaver	3	3	3	2	2	2	2	2	1	1	1	1	2
Supervised by YOT	10	9	12	4	3	3	1	1	0	1	0	0	0
Pregnancy	2	2	5	3	3	4	3	3	2	1	1	2	5
Parent not caring for own child	0	0	1	0	0	0	0	0	0	0	0	0	0
SEND (16-18 year olds)	43	45	116	21	20	16	17	15	12	7	5	10	13
SEND (19+ year olds)	245	246	293	190	195	201	216	226	220	221	222	217	217
Total not known with at least one vulnerable group	73	77	178	40	41	44		31					

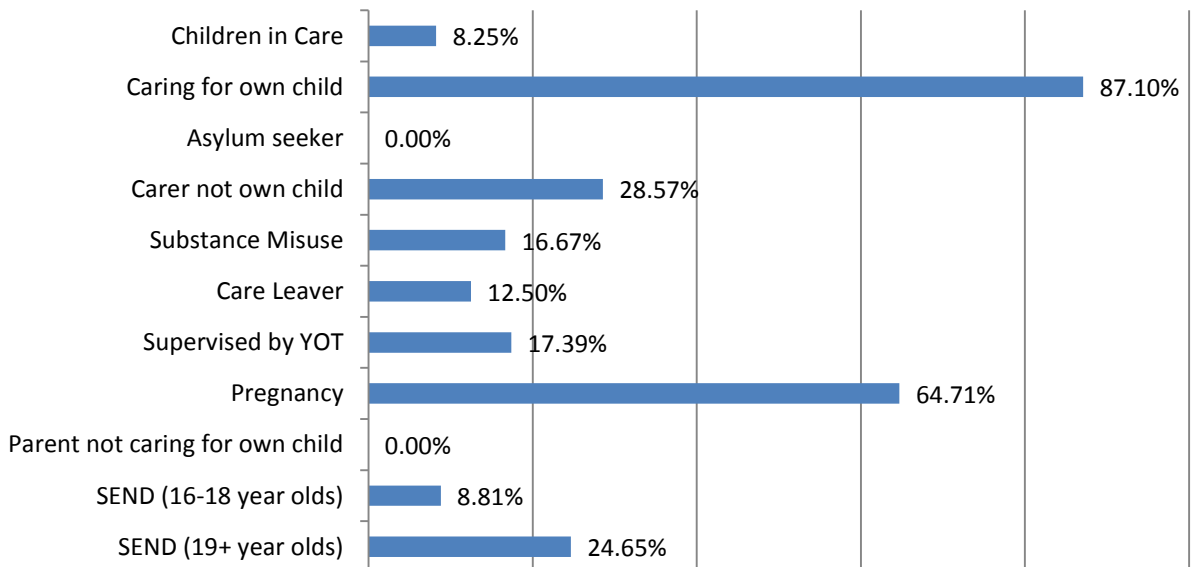
16-18 Year old NEET Leavers & Joiners	Aged 16	Aged 17	Aged 18	16-18 Total	Aged 19
Leaving NEET Total	7	12	19	38	11
Education	3	4	4	11	0
Employment	2	5	6	13	1
Government supported training	2	3	7	12	2
Re-engagement Provision	0	0	0	0	0
NEET in other area	0	0	1	1	0
Custodial Sentence	0	0	0	0	0
Moved Away	0	0	1	1	8
Cannot Be Contacted	0	0	0	0	0
Refused to disclose activity	0	0	0	0	0
Unknown Activity	0	0	0	0	0
Other Reason	0	0	0	0	0
Joining NEET Total	24	17	30	71	3
Education	4	4	0	8	0
Employment	0	0	0	0	1
Government supported training	0	0	2	2	0
Re-engagement Provision	0	0	0	0	0
NEET in other area	0	0	0	0	0
Other (inc custodial sentence)	20	13	28	61	2
Joiners>Leavers	-17	-5	-11	-33	8

16-18 Year Old NEET Labour Market Summary	No	%
Available:		
Working not for reward	7	3.45%
Not yet ready for work or learning	10	4.93%
Start Date agreed	7	3.45%
Seeking EET	179	88.18%
Available Total	203	100%
Unavailable:		
Young carers	1	1.85%
Teenage parents	27	50.00%
Illness	20	37.04%
Pregnancy	6	11.11%
Religious grounds	0	0.00%
Unlikely to be economically active	0	0.00%
Other reason	0	0.00%
Unavailable Total	54	100%

NEET Leavers and Joiners



% of Vulnerable Cohorts who are NEET



Education and Young People's Services Performance Management

NEET Monthly Report - Thanet

16-18 year old cohort by Vulnerable Group	Nov-14	Oct-14	Sep-14	Aug-14	Jul-14	Jun-14	May-14	Apr-14	Mar-14	Feb-14	Jan-14	Dec-13	Nov-13
Children in Care	156	150	144	155	155	152	151	151	150	150	152	154	156
Caring for own child	60	56	55	117	80	79	79	79	78	75	74	71	67
Asylum seeker	5	5	5	5	5	5	5	5	5	5	5	6	7
Carer not own child	10	9	8	9	9	8	8	8	8	8	8	7	7
Substance Misuse	8	9	9	17	18	19	20	20	20	20	18	19	19
Care Leaver	16	16	15	10	10	10	11	11	11	11	10	10	10
Supervised by YOT	51	51	45	25	26	25	31	31	31	30	29	64	67
Pregnancy	25	26	26	29	36	33	34	31	32	33	33	33	34
Parent not caring for own child	1	1	1	3	3	3	3	3	3	3	2	2	2
SEND (16-18 year olds)	286	282	285	309	307	263	266	270	274	275	277	278	275
SEND (19+ year olds)	461	461	461	371	381	390	398	460	416	427	431	438	445
Total 16-18 cohort with at least one vulnerable group	517	510	507	572	543	509		515					

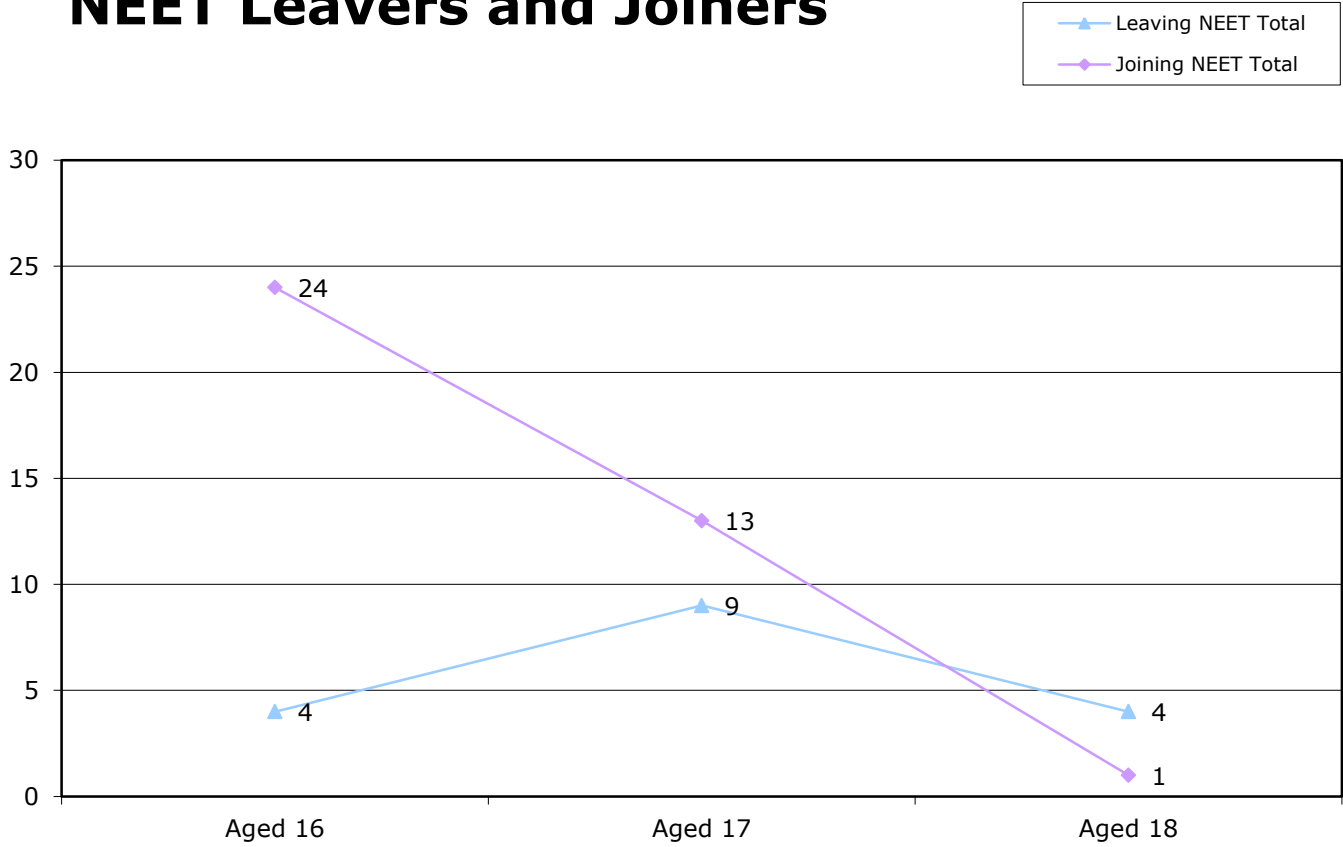
16-18 year old NEET by Vulnerable Group	Nov-14	Oct-14	Sep-14	Aug-14	Jul-14	Jun-14	May-14	Apr-14	Mar-14	Feb-14	Jan-14	Dec-13	Nov-13
Children in Care	19	15	17	42	41	40	43	46	46	43	42	41	38
Caring for own child	32	27	32	72	58	58	58	58	58	55	59	56	50
Asylum seeker	0	0	0	0	0	0	0	0	0	0	0	0	1
Carer not own child	2	1	2	4	5	4	4	4	4	4	2	1	1
Substance Misuse	2	1	2	6	7	7	7	7	7	7	5	4	3
Care Leaver	5	6	10	7	7	7	8	8	8	8	6	6	6
Supervised by YOT	14	12	8	12	13	13	14	15	15	14	11	20	17
Pregnancy	15	14	16	18	24	22	23	20	21	22	22	22	24
Parent not caring for own child	0	1	0	1	1	1	1	1	1	1	0	0	0
SEND (16-18 year olds)	25	19	19	44	47	36	38	41	44	45	44	38	38
SEND (19+ year olds)	121	126	128	107	109	113	114	124	116	120	122	121	121
Total 16-18 NEET with at least one vulnerable group	96	83	92	161	163	154		161					

16-18 year old Not Knowns by Vulnerable Group	Nov-14	Oct-14	Sep-14	Aug-14	Jul-14	Jun-14	May-14	Apr-14	Mar-14	Feb-14	Jan-14	Dec-13	Nov-13
Children in Care	34	36	89	14	19	19	13	14	6	6	7	14	24
Caring for own child	10	10	17	6	5	5	3	5	2	2	2	3	5
Asylum seeker	2	4	2	2	2	2	2	1	1	1	1	3	4
Carer not own child	1	2	5	0	0	0	0	0	0	0	0	0	0
Substance Misuse	2	2	6	5	7	7	5	4	3	3	3	7	7
Care Leaver	2	1	1	0	0	0	0	0	0	0	0	0	0
Supervised by YOT	15	15	24	3	4	3	3	3	1	1	1	2	6
Pregnancy	2	2	6	2	2	2	2	2	2	2	2	3	2
Parent not caring for own child	0	0	0	1	1	1	1	2	1	1	1	1	1
SEND (16-18 year olds)	60	67	193	21	21	20	14	18	9	8	8	14	31
SEND (19+ year olds)	288	293	322	197	205	211	214	222	219	225	227	231	245
Total not known with at least one vulnerable group	103	111	295	44	49	48		42					

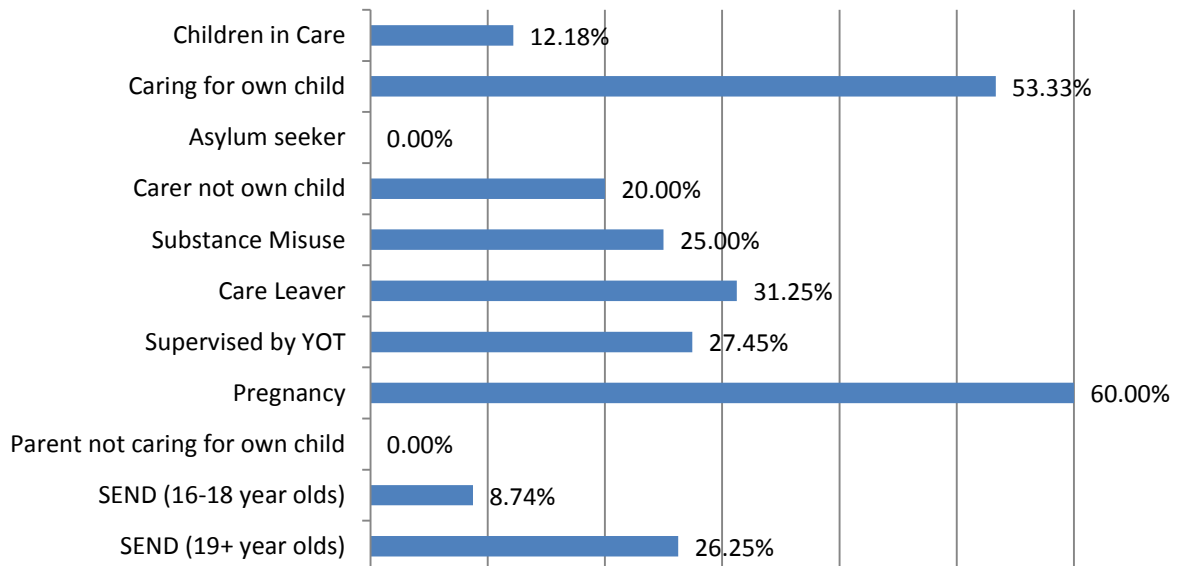
16-18 Year old NEET Leavers & Joiners	Aged 16	Aged 17	Aged 18	16-18 Total	Aged 19
Leaving NEET Total	4	9	4	17	16
Education	2	0	0	2	0
Employment	1	4	3	8	3
Government supported training	1	5	1	7	2
Re-engagement Provision	0	0	0	0	0
NEET in other area	0	0	0	0	0
Custodial Sentence	0	0	0	0	0
Moved Away	0	0	0	0	11
Cannot Be Contacted	0	0	0	0	0
Refused to disclose activity	0	0	0	0	0
Unknown Activity	0	0	0	0	0
Other Reason	0	0	0	0	0
Joining NEET Total	24	13	1	38	2
Education	4	3	0	7	0
Employment	0	0	0	0	0
Government supported training	1	3	0	4	0
Re-engagement Provision	0	1	0	1	0
NEET in other area	0	0	0	0	0
Other (inc custodial sentence)	19	6	1	26	2
Joiners>Leavers	-20	-4	3	-21	14

16-18 Year Old NEET Labour Market Summary	No	%
Available:		
Working not for reward	2	1.23%
Not yet ready for work or learning	12	7.41%
Start Date agreed	2	1.23%
Seeking EET	146	90.12%
Available Total	162	100%
Unavailable:		
Young carers	1	2.22%
Teenage parents	27	60.00%
Illness	7	15.56%
Pregnancy	9	20.00%
Religious grounds	0	0.00%
Unlikely to be economically active	1	2.22%
Other reason	0	0.00%
Unavailable Total	45	100%

NEET Leavers and Joiners



% of Vulnerable Cohorts who are NEET



Education and Young People's Services Performance Management

NEET Monthly Report - Tonbridge & Malling

16-18 year old cohort by Vulnerable Group	Nov-14	Oct-14	Sep-14	Aug-14	Jul-14	Jun-14	May-14	Apr-14	Mar-14	Feb-14	Jan-14	Dec-13	Nov-13
Children in Care	27	27	27	26	26	24	23	23	23	24	26	27	28
Caring for own child	18	16	16	37	35	35	35	34	34	32	31	28	25
Asylum seeker	0	0	0	1	1	1	1	1	1	1	1	1	1
Carer not own child	9	9	9	10	10	10	10	10	10	10	10	10	8
Substance Misuse	7	7	7	9	9	10	10	10	10	10	10	10	11
Care Leaver	1	1	1	1	1	1	1	1	1	1	1	1	1
Supervised by YOT	15	16	13	10	10	9	10	10	10	11	12	18	17
Pregnancy	12	10	10	11	12	11	10	11	11	14	11	12	11
Parent not caring for own child	0	0	0	2	2	2	2	2	2	2	2	2	2
SEND (16-18 year olds)	140	142	140	156	156	140	140	142	142	142	144	145	146
SEND (19+ year olds)	275	275	275	225	229	232	237	272	245	247	247	251	255
Total 16-18 cohort with at least one vulnerable group	210	208	202	239	238	222		223					

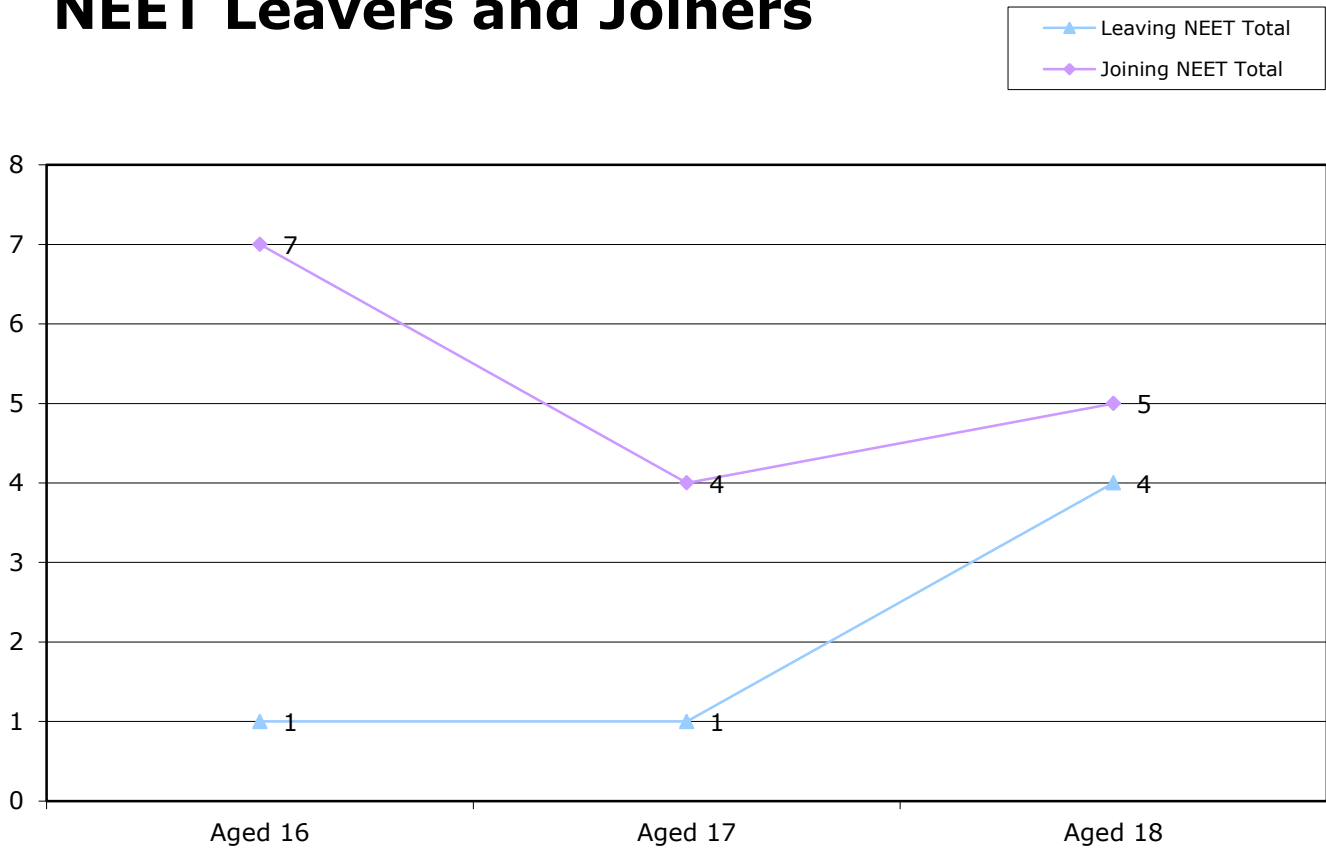
16-18 year old NEET by Vulnerable Group	Nov-14	Oct-14	Sep-14	Aug-14	Jul-14	Jun-14	May-14	Apr-14	Mar-14	Feb-14	Jan-14	Dec-13	Nov-13
Children in Care	0	0	0	4	3	4	3	3	3	4	4	3	5
Caring for own child	14	12	13	28	26	26	26	25	25	23	24	21	18
Asylum seeker	0	0	0	1	1	1	1	1	1	1	1	1	1
Carer not own child	2	2	2	2	2	2	2	2	2	2	2	3	1
Substance Misuse	0	0	0	1	1	2	2	2	3	3	3	3	3
Care Leaver	0	0	0	1	1	1	1	1	1	1	1	1	1
Supervised by YOT	4	3	3	5	4	4	5	5	5	4	4	5	3
Pregnancy	9	7	7	8	9	8	7	7	7	10	8	9	7
Parent not caring for own child	0	0	0	2	2	2	2	2	2	2	2	2	2
SEND (16-18 year olds)	7	6	6	13	15	12	12	12	12	12	12	11	13
SEND (19+ year olds)	49	50	50	46	46	47	49	51	50	50	51	52	52
Total 16-18 NEET with at least one vulnerable group	34	27	28	56	57	56		54					

16-18 year old Not Knowns by Vulnerable Group	Nov-14	Oct-14	Sep-14	Aug-14	Jul-14	Jun-14	May-14	Apr-14	Mar-14	Feb-14	Jan-14	Dec-13	Nov-13
Children in Care	8	9	20	6	5	5	4	4	4	4	4	5	7
Caring for own child	1	1	2	3	3	3	3	3	3	1	1	1	1
Asylum seeker	0	0	0	0	0	0	0	0	0	0	0	0	0
Carer not own child	0	1	5	0	0	0	0	0	0	0	1	1	2
Substance Misuse	4	4	5	2	2	2	2	1	1	1	1	1	1
Care Leaver	1	1	1	0	0	0	0	0	0	0	0	0	0
Supervised by YOT	4	3	7	1	2	2	2	0	0	0	0	5	5
Pregnancy	1	1	2	1	1	1	1	1	1	1	1	0	0
Parent not caring for own child	0	0	2	0	0	0	0	0	0	0	0	0	0
SEND (16-18 year olds)	28	35	98	27	27	27	25	30	21	23	27	26	33
SEND (19+ year olds)	193	196	221	148	153	155	158	184	165	166	166	167	169
Total not known with at least one vulnerable group	41	49	128	33	33	35		35					

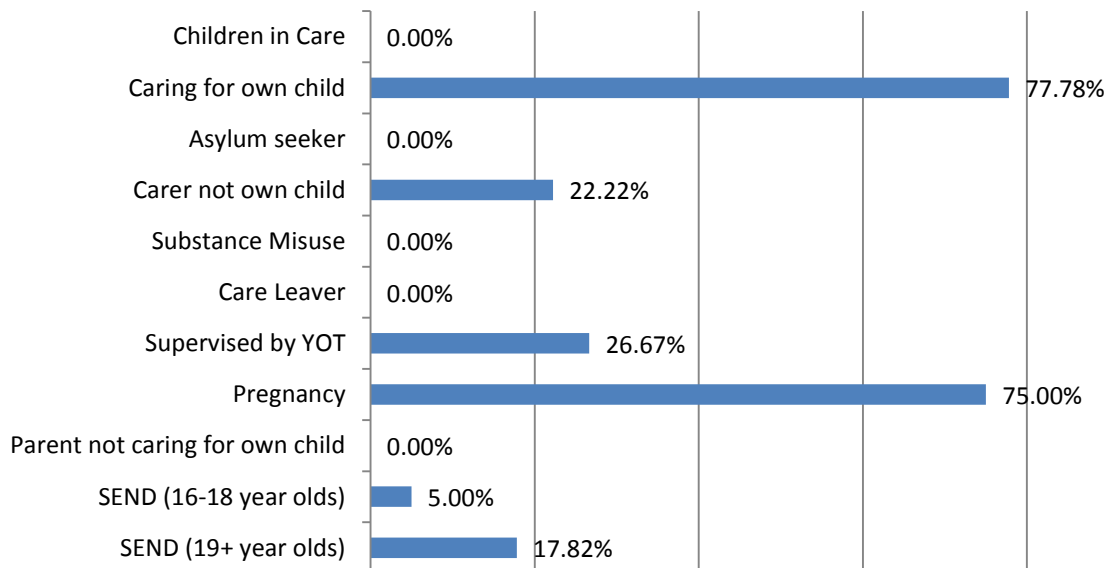
16-18 Year old NEET Leavers & Joiners	Aged 16	Aged 17	Aged 18	16-18 Total	Aged 19
Leaving NEET Total	1	1	4	6	6
Education	0	0	0	0	0
Employment	0	0	3	3	0
Government supported training	1	1	1	3	0
Re-engagement Provision	0	0	0	0	0
NEET in other area	0	0	0	0	0
Custodial Sentence	0	0	0	0	0
Moved Away	0	0	0	0	6
Cannot Be Contacted	0	0	0	0	0
Refused to disclose activity	0	0	0	0	0
Unknown Activity	0	0	0	0	0
Other Reason	0	0	0	0	0
Joining NEET Total	7	4	5	16	0
Education	1	0	0	1	0
Employment	0	0	0	0	0
Government supported training	0	0	0	0	0
Re-engagement Provision	0	0	0	0	0
NEET in other area	0	0	0	0	0
Other (inc custodial sentence)	6	4	5	15	0
Joiners>Leavers	-6	-3	-1	-10	6

16-18 Year Old NEET Labour Market Summary	No	%
Available:		
Working not for reward	6	7.23%
Not yet ready for work or learning	3	3.61%
Start Date agreed	4	4.82%
Seeking EET	70	84.34%
Available Total	83	100%
Unavailable:		
Young carers	0	0.00%
Teenage parents	13	50.00%
Illness	7	26.92%
Pregnancy	5	19.23%
Religious grounds	0	0.00%
Unlikely to be economically active	1	3.85%
Other reason	0	0.00%
Unavailable Total	26	100%

NEET Leavers and Joiners



% of Vulnerable Cohorts who are NEET



Education and Young People's Services Performance Management

NEET Monthly Report - Tunbridge Wells

16-18 year old cohort by Vulnerable Group	Nov-14	Oct-14	Sep-14	Aug-14	Jul-14	Jun-14	May-14	Apr-14	Mar-14	Feb-14	Jan-14	Dec-13	Nov-13
Children in Care	21	20	20	23	23	22	22	22	22	22	21	21	20
Caring for own child	9	8	8	30	30	30	30	30	29	25	25	25	24
Asylum seeker	4	4	4	5	5	5	5	5	5	5	5	5	6
Carer not own child	6	6	6	4	4	4	5	5	5	5	5	5	5
Substance Misuse	5	4	4	7	7	7	7	7	7	8	8	8	8
Care Leaver	5	5	5	1	1	1	1	0	0	0	0	0	0
Supervised by YOT	19	20	12	5	6	6	6	8	8	8	7	10	10
Pregnancy	9	9	9	11	12	11	11	11	11	14	13	13	11
Parent not caring for own child	2	2	2	2	2	2	2	2	2	1	1	1	1
SEND (16-18 year olds)	138	141	148	149	149	139	141	143	143	143	144	144	142
SEND (19+ year olds)	227	227	226	185	188	189	191	224	197	199	202	205	207
Total 16-18 cohort with at least one vulnerable group	190	194	194	214	214	204		208					

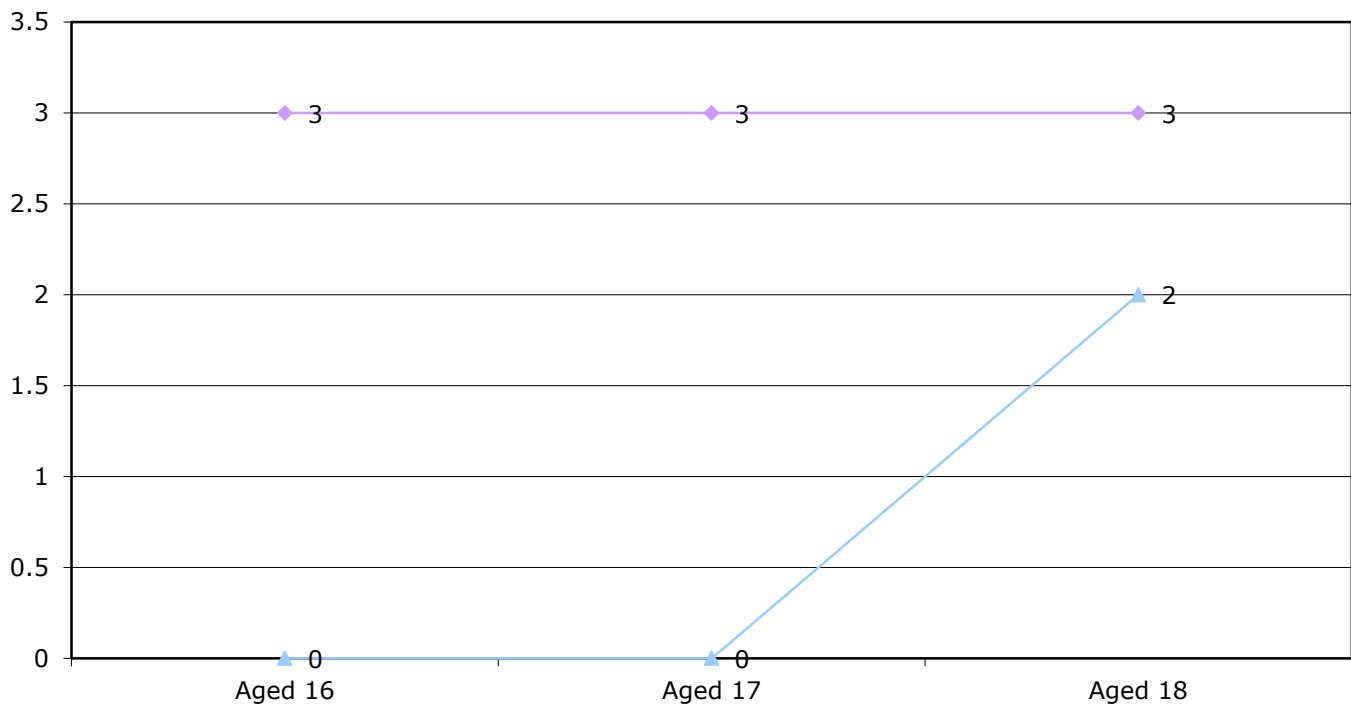
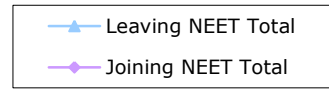
16-18 year old NEET by Vulnerable Group	Nov-14	Oct-14	Sep-14	Aug-14	Jul-14	Jun-14	May-14	Apr-14	Mar-14	Feb-14	Jan-14	Dec-13	Nov-13
Children in Care	0	0	2	6	4	6	6	6	5	5	5	4	3
Caring for own child	7	6	7	21	21	22	23	23	22	19	19	19	19
Asylum seeker	0	0	0	0	0	0	0	0	0	0	0	0	0
Carer not own child	1	1	0	0	0	0	0	0	0	0	0	0	0
Substance Misuse	1	0	1	2	1	2	2	2	1	3	4	3	3
Care Leaver	3	3	4	1	1	1	1	0	0	0	0	0	0
Supervised by YOT	2	1	2	3	2	3	3	2	2	2	3	3	3
Pregnancy	6	6	6	6	6	5	5	5	5	7	7	8	6
Parent not caring for own child	0	0	1	1	0	1	1	1	0	0	0	0	0
SEND (16-18 year olds)	5	5	5	10	12	9	11	12	12	13	12	15	11
SEND (19+ year olds)	30	30	30	27	23	22	23	28	24	24	25	26	26
Total 16-18 NEET with at least one vulnerable group	21	20	23	41	41	41		42					

16-18 year old Not Knowns by Vulnerable Group	Nov-14	Oct-14	Sep-14	Aug-14	Jul-14	Jun-14	May-14	Apr-14	Mar-14	Feb-14	Jan-14	Dec-13	Nov-13
Children in Care	7	8	17	2	2	2	2	2	0	0	0	1	2
Caring for own child	0	0	1	1	1	1	2	3	2	2	1	1	1
Asylum seeker	0	0	3	1	1	1	1	1	0	0	0	0	0
Carer not own child	2	2	5	0	0	1	2	1	0	0	0	0	0
Substance Misuse	2	2	3	0	0	0	0	0	0	0	0	1	1
Care Leaver	1	1	1	0	0	0	0	0	0	0	0	0	0
Supervised by YOT	5	6	10	0	1	1	1	1	1	0	0	1	1
Pregnancy	2	2	2	0	0	2	2	2	1	0	0	0	0
Parent not caring for own child	0	0	1	0	0	0	0	0	0	0	0	0	0
SEND (16-18 year olds)	30	39	114	16	16	14	12	16	6	3	2	2	8
SEND (19+ year olds)	153	156	172	101	127	131	130	141	128	125	125	125	113
Total not known with at least one vulnerable group	41	51	139	18	18	19		23					

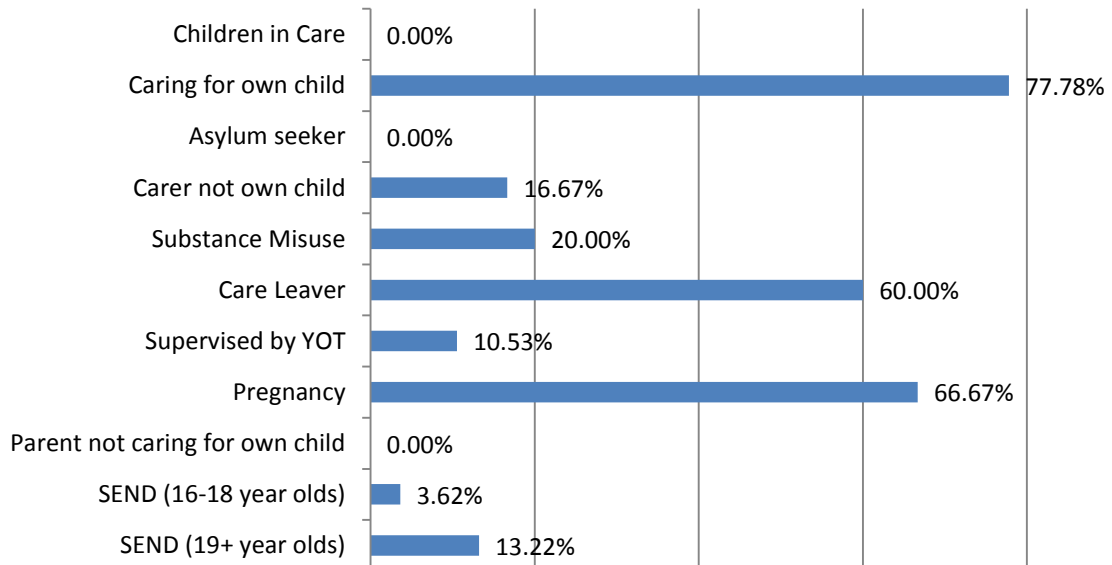
16-18 Year old NEET Leavers & Joiners	Aged 16	Aged 17	Aged 18	16-18 Total	Aged 19
Leaving NEET Total	0	0	2	2	8
Education	0	0	0	0	3
Employment	0	0	2	2	4
Government supported training	0	0	0	0	0
Re-engagement Provision	0	0	0	0	0
NEET in other area	0	0	0	0	0
Custodial Sentence	0	0	0	0	0
Moved Away	0	0	0	0	1
Cannot Be Contacted	0	0	0	0	0
Refused to disclose activity	0	0	0	0	0
Unknown Activity	0	0	0	0	0
Other Reason	0	0	0	0	0
Joining NEET Total	3	3	3	9	0
Education	0	0	0	0	0
Employment	0	0	0	0	0
Government supported training	0	0	0	0	0
Re-engagement Provision	0	0	0	0	0
NEET in other area	0	0	0	0	0
Other (inc custodial sentence)	3	3	3	9	0
Joiners>Leavers	-3	-3	-1	-7	8

16-18 Year Old NEET Labour Market Summary	No	%
Available:		
Working not for reward	2	2.90%
Not yet ready for work or learning	11	15.94%
Start Date agreed	2	2.90%
Seeking EET	54	78.26%
Available Total	69	100%
Unavailable:		
Young carers	0	0.00%
Teenage parents	6	54.55%
Illness	3	27.27%
Pregnancy	2	18.18%
Religious grounds	0	0.00%
Unlikely to be economically active	0	0.00%
Other reason	0	0.00%
Unavailable Total	11	100%

NEET Leavers and Joiners



% of Vulnerable Cohorts who are NEET

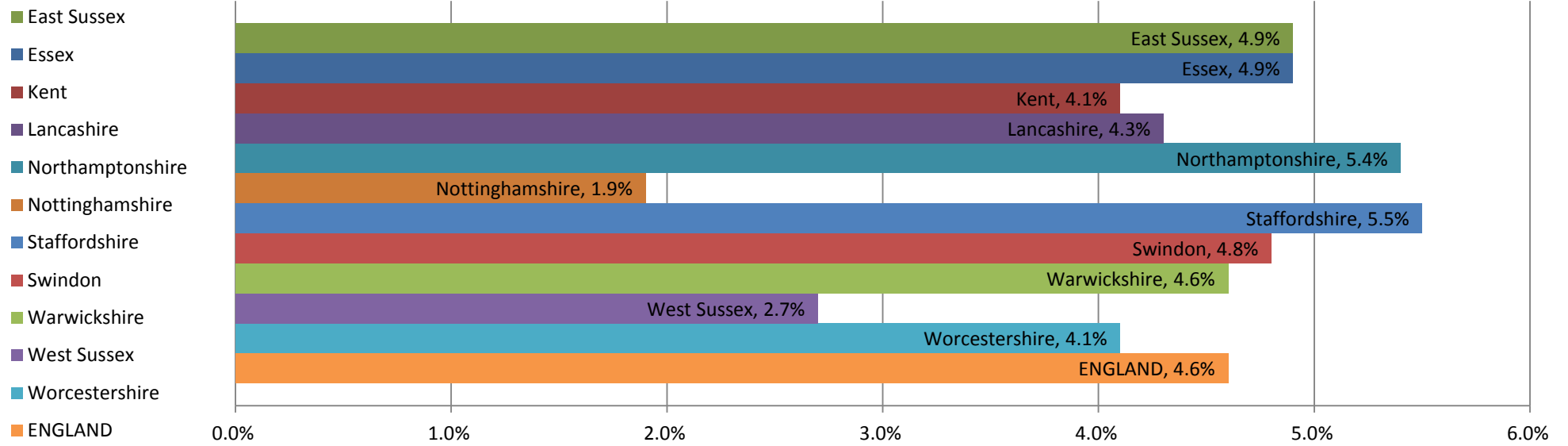


Education and Young People's Services Performance Management
Kent/National/Statistical Neighbours
AS AT 31st October 2014

	NEET		Not known		In learning	
	% Academic Age16-18s NEET	% change over last 12 months	% Academic Age16-18s NK	% change over last 12 months	% Academic Age16-18s in learning	% change over last 12 months
ENGLAND	4.6%	-13.2%	19.6%	-1.2%	73.7%	1.4%

Name	NEET Ranked Position	Academic Age16-18 (Y12-Y14) NEET %	Y12 NEET%	Y13 NEET%	Y14 NEET%	N/K Ranked Position	Academic Age 16 - 18 (Y12-Y14) NK %	Y12 NK%	Y13 NK%	Y14 NK%	Academic Age 16 - 18 (Y12-14) In Learning %	Y12 In Learning %	Y13 In Learning %	Y14 In Learning %
Kent	3	4.1%	0.9%	3.8%	8.9%	8	24.2%	13.9%	18.8%	40.4%	69.7%	85.1%	77.1%	46.2%
East Sussex	8	4.9%	2.1%	4.9%	9.1%	3	11.6%	0.9%	6.1%	29.1%	79.9%	95.7%	85.8%	56.4%
Essex	8	4.9%	2.4%	5.1%	7.4%	6	20.7%	8.2%	15.2%	39.1%	71.9%	89.2%	77.4%	48.9%
Lancashire	5	4.3%	1.7%	3.9%	7.2%	1	7.7%	5.6%	6.8%	10.7%	86.9%	92.3%	88.6%	80.0%
Northamptonshire	10	5.4%	1.7%	5.8%	8.8%	7	21.0%	1.5%	21.0%	41.2%	71.3%	96.2%	71.9%	45.1%
Nottinghamshire	1	1.9%	1.1%	1.6%	3.0%	2	10.7%	6.9%	11.0%	14.1%	87.3%	91.6%	87.3%	83.0%
Staffordshire	11	5.5%	2.8%	5.6%	10.6%	9	24.3%	6.6%	10.7%	56.6%	68.9%	89.9%	81.9%	33.8%
Swindon	7	4.8%	0.6%	3.8%	11.1%	4	14.7%	5.1%	9.6%	29.4%	79.7%	94.2%	85.5%	59.5%
Warwickshire	6	4.6%	1.3%	3.8%	12.0%	5	20.1%	3.3%	7.0%	49.5%	74.0%	95.0%	87.4%	40.2%
West Sussex	2	2.7%	0.3%	3.0%	6.2%	11	31.7%	18.7%	25.5%	50.9%	65.3%	81.0%	71.9%	42.8%
Worcestershire	3	4.1%	1.6%	3.9%	9.0%	10	28.3%	14.2%	16.7%	54.7%	66.2%	83.9%	78.0%	35.9%
Mean Indicator for Statistical neighbours		4.3%	1.6%	4.1%	8.4%		19.1%	7.1%	13.0%	37.5%	75.1%	90.9%	81.6%	52.5%

Statistical Neighbours NEETs October 2014



Statistical Neighbours Not Knowns October 2014

