

# Education and Young People's Services

## Young People Not in Education, Employment or Training (NEET)

### Monthly Report - Dec 2015

**Produced by:** Management Information Unit, KCC

**Publication Date:** 15th January 2016

The figures are based on the monthly submission made to DfE via NCCIS for Kent County Council . Academic age is the age of the young person on 31<sup>st</sup> August (i.e.: prior to the start of the academic year). The figures include all 16 -18 year olds based on academic age with a Kent County Council area postcode as their primary address.



# Executive Summary

## NEETs as a percentage of the 16-18 academic age group (Year 12, 13 and 14)

The NEET percentage includes an adjustment factor which assumes that 8% of currency expired not knowns are assumed to be NEET.

<b>Oct-14</b>	4.13	<b>Oct-15</b>	4.89
<b>Nov-14</b>	4.21	<b>Nov-15</b>	4.94
<b>Dec-14</b>	4.56	<b>Dec-15</b>	4.99

## Not Knowns as a percentage of the 16-18 academic age group (Year 12, 13 and 14)

<b>Oct-14</b>	24.16	<b>Oct-15</b>	21.83
<b>Nov-14</b>	19.00	<b>Nov-15</b>	14.14
<b>Dec-14</b>	15.21	<b>Dec-15</b>	10.47

<b>16-18 year old NEET by Vulnerable Group</b>	<b>Dec-15</b>	<b>Nov-15</b>	<b>Oct-15</b>	<b>Sep-15</b>	<b>Aug-15</b>	<b>Jul-15</b>	<b>Jun-15</b>	<b>May-15</b>	<b>Apr-15</b>	<b>Mar-15</b>	<b>Feb-15</b>	<b>Jan-15</b>	<b>Dec-14</b>
Children in Care	131	117	113	106	131	127	121	116	114	107	98	97	94
subset CIC resp. not known	3	3	3	3	3	4							
subset CIC KCC responsibility	106	98	92	88	103	98							
subset CIC OOC responsibility	22	16	18	15	25	25							
Caring for own child	180	154	131	124	292	290	281	267	253	237	230	224	187
Asylum seeker	4	3	7	3	4	4	4	4	4	4	4	4	5
Carer not own child	22	19	14	16	31	31	32	31	30	28	25	23	21
Substance Misuse	14	15	12	14	16	16	16	16	14	14	11	14	12
Care Leaver	8	9	8	9	41	40	38	38	38	38	37	33	31
subset CL resp. not known	0	0	0	1	0	0							
subset CL KCC responsibility	5	6	5	5	37	36							
subset CL OOC responsibility	3	3	3	3	4	4							
Supervised by YOT	47	38	82	89	91	91	87	89	83	83	77	75	85
Pregnancy	107	94	91	89	166	168	171	164	153	148	136	130	112
Parent not caring for own child	3	3	3	3	8	7	7	7	7	7	8	9	7
SEND (16-18 year olds)	206	186	163	173	221	212	194	198	191	193	174	168	166
SEND (19+ year olds)	74	79	84	91	841	839	849	841	836	837	833	834	830
Total 16-18 NEET with at least one vulnerable group	617	550	519	516	858	857	816	796	761	733	680	659	598

<b>16-18 year old Not Knowns by Vulnerable Group</b>	<b>Dec-15</b>	<b>Nov-15</b>	<b>Oct-15</b>	<b>Sep-15</b>	<b>Aug-15</b>	<b>Jul-15</b>	<b>Jun-15</b>	<b>May-15</b>	<b>Apr-15</b>	<b>Mar-15</b>	<b>Feb-15</b>	<b>Jan-15</b>	<b>Dec-14</b>
Children in Care	171	209	299	460	360	311	121	115	107	97	99	95	99
subset CIC resp. not known	0	0	0	1	1	1							
subset CIC KCC responsibility	97	121	176	253	204	177							
subset CIC OOC responsibility	74	88	123	206	155	133							
Caring for own child	23	28	36	36	84	75	48	45	45	38	38	35	38
Asylum seeker	9	19	7	13	30	25	13	12	12	9	10	10	10
Carer not own child	13	16	19	37	40	38	15	16	14	10	9	9	8
Substance Misuse	12	15	18	30	35	32	19	16	15	12	12	11	5
Care Leaver	5	5	4	5	37	35	21	19	18	18	16	18	12
known	0	0	0	0	0	0							
subset CL KCC responsibility	3	3	3	3	34	32							
subset CL OOC responsibility	2	2	1	2	3	3							
Supervised by YOT	30	34	90	109	91	76	37	26	15	12	5	1	8
Pregnancy	21	27	33	37	50	45	25	21	20	14	14	14	15
Parent not caring for own child	3	2	2	3	6	7	3	4	3	1	0	0	0
SEND (16-18 year olds)	337	429	642	1333	1011	954	330	314	298	279	284	304	337
SEND (19+ year olds)	262	292	349	504	2912	2886	2700	2693	2655	2548	2552	2529	2532
Total not known with at least one vulnerable group	522	657	976	1812	1531	1407	543	509	478	428	429	441	474

Please note the values in the above tables which show the breakdown of the Children In Care and Care Leaver sections - this is also replicated on the individual pages for each of the districts

# Executive Summary - continued

## 1. County Performance

1.1 The reported NEET performance for December, 4.99% for the 16-18 year academic age group, was higher than in December 2014 by just under a half of a percentage point, the recorded numerical difference was 19 higher (598 to 617).

1.2 The NEET target, 2.5% for the county was exceeded by 2.49%.

1.3 The profile of the NEET cohort by age are:

- 2.2% of 16 year olds were NEET
- 4.4% of 17 year olds were NEET
- 8.4% of 18 year olds were NEET

1.4 The tables in the Executive Summary indicate that:

- the number of NEET young people in the vulnerable groups increased from 550 to 617 in December
- the increases in NEETs when considered by vulnerable group are relatively small in numerical terms:

Kent Children in Care	Increase of 14
Caring for own child	Increase of 26
Substance Misuse	Decrease of 1
SEND (16-18 year olds)	Increase of 20

1.5 There was a significant decrease in the Not Knowns down from 14.14% to 10.47%. The number of young people Not Known amongst the vulnerable groups fell by 32.7%, from 657 in November to 522. The significant reductions were recorded for:

Kent Children in Care	-18.2% (-38)
YOT	-11.8% (-4)
SEND (16-18 Year Olds)	-21.4% (-92)

1.6 The total number of young people (5,578) without a known destination by age group was:

16 year olds	747 (13.4%)
17 year olds	1,788 (32.0%)
18 year olds	3,043 (54.6%)

1.7 Significant progress in reducing the Not Knowns was made during November and December however the high number of Special Educational Needs and Disabilities (SEND) and Children in Care (CIC) Not Knowns remains a concern. The findings suggest that a closer look is required as to the reasons for the high percentage of 18 year olds being NEET.

## 2. Leavers and Joiners

2.1 The joiners and leavers from the NEET population requires focused interventions particularly for 16-18 year olds, in December there was an increase across these two age groups. However we have seen more 18 year olds leaving the NEET cohort than joined in December.

Leavers / Joiners	16 Year Olds	17 Year Olds	18 Year Olds
Leaving NEET	23	49	153
Joining NEET	102	148	100
Joiners>Leavers	-79	-99	53

# Executive Summary - continued

## 3. Performance by District

3.1 There were no radical shifts in the percentage of the 16–18 academic age group, who were recorded as NEET, in any of the Districts. Those Districts with a higher percentage than the county performance, 4.9%, were:

- East Kent - Canterbury (231, 5.3%), Swale, (298, 6.3%) & Thanet (246, 5.3%)
- North Kent – Gravesham (221, 6.3%)
- West Kent – Tunbridge Wells (180, 5.0%)

3.2 South Kent districts of Dover (153, 4.4%), Shepway (147, 4.3%) and Ashford (159, 3.9%) all recorded performances stronger than that of county performance.

3.3 The numbers of young people who are NEET amongst the vulnerable groups increased across all Districts between November and December. The change by District can be seen below:

District	Number Recorded Amongst Vulnerable Groups as NEET		
	November 2015	December 2015	Variance
<b>East Kent</b>			
Canterbury	58	68	+10
Swale	76	85	+9
Thanet	85	87	+2
<b>South Kent</b>			
Shepway	42	43	+1
Ashford	42	47	+5
Dover	51	60	+9
<b>North Kent</b>			
Gravesham	54	58	+4
Dartford	23	33	+10
Sevenoaks	16	19	+3
<b>West Kent</b>			
Maidstone	43	49	+6
Tonbridge & Malling	29	32	+3
Tunbridge Wells	31	36	+5
<b>Kent</b>	<b>550</b>	<b>617</b>	<b>+67</b>

## 4. Current Activities and progress towards key objectives of the NEET Strategy

### Skills and Employability Service

All Districts held Partnership meetings in December which supported partners to reduce barriers for NEETS and share any resources or provision. Meeting outcomes at Participation Pathway meetings are recorded by the PPM and shared with Partners and District Managers. Additional provision has been allocated for January through college and training providers for new starts. The focus of the work in December and January is to track those young people who have not appeared on any school or college enrolment lists, because this requires intensive individual tracking, progress is much slower this month.

1200 letters have been sent to schools to year 11, 12 & 13 leavers. These young people are also being tracked by telephone and social media. 700 learners status expires in December and these are being tracked by phone by Skills and Employability Service staff. 2000 non-advance (level 1 & 2) college leavers have been sent to Welfare Call. The Employment and Development Officers have been allocated 15 training providers each to visit and gather tracking data and to discuss appropriate provision.

# Executive Summary - continued

College data is being reviewed to see if the local authority is receiving all the data on 16-18 year olds. North Kent College has reviewed their enrolment data with Skills and Employability Service. In the first two hour session 70 young people have been identified as enrol but not on IYSS. This is clearly a major reason why the NEETs and Not Knowns in Dartford, Gravesham and Sevenoaks are higher than elsewhere. This was good collaborative work with the College and we will continue to develop this type of partnership working. The surrounding authorities are being contacted to request enrolment data

Reports have been run to identify the last known destinations for NEET young people. The largest groups have come from FE Colleges and out of county. Lists for each of the vulnerable groups will be run off at the beginning of each month and sent to the named person in the NEETs action plan. Participation Managers are visiting all FE colleges to check the accuracy of the NEET designation for young people whose last destination was college.

## **Early Help and Preventative Services**

There has been considerable activity across the Districts to support the NEET agenda which closely involved collaboration with CXK who are working to support referrals and offer in depth guidance and support to NEET young people across the County. The EHPS Hubs have developed a range of programmes in open access to support NEET young people but this varies in success in reaching the young people that most need this support.

The tracking and monitoring of NEETs and Not Knowns has improved in some Districts and there is agreement across the County to replicate the model established in the South Areas. This will now include monthly meetings in all Districts working closely with Skills and Employability with representation from SEND, Youth Offending Team (YOT) and Virtual School Kent (VSK) to work towards achieving the NEET and Not known targets. Skills and Employability have supported some Districts to establish additional EET provision at entry level to support re-engagement of young people who are NEET. This will be set up for the Dover, Shepway, Swale and Gravesham Districts. Districts in the North have built effective links with LCPGs to ensure that NEET issues are a partnership priority and will be built into multi-agency planning. In the same Districts clear processes and pathways have been identified.

Most Districts are now developing closer links with schools and Pupil Referral Units (PRU) to support young people at risk of becoming NEET and there are some interesting initiatives in some Districts that will need to be replicated in others. These include the 'The Say It' programme in Thanet aimed at young people in PRUs aged 11-18.

The school support is continuing to develop and includes Early Help Workers embedded in the schools supporting vulnerable learners as well as offering group work and 1 to 1s. This has included making contact with young people through schools and PRUs, Early Help Workers, Open Access, telephone calls and door knocking.

EHPS District Hub Managers now attend the Participation Pathway Meetings (formerly NEET to EET meetings) and are developing stronger relationships with local partners, schools and colleges in their Districts. In some Districts Early Help staff have received awareness training on the NEET agenda, to help support the referral of young people and the tracking of EET destinations. This training will be offered across the County and supported by other key partners including DWP. There is a need for this training to be included in the EHPS Induction process. Most Districts now have trained staff in IYSS and there has been an improvement in the monitoring and tracking of young people on IYSS. The remaining staff will receive training in January.

## **Virtual School Kent (VSK)**

Across VSK all young people are assigned to a Post 16 Support Officer, Post 16 Assistant Head or Locality Assistant Head. The Post 16 Support Officers are working with the young person and Social Worker to identify the young persons status and then to support them into EET. Additional staffing within VSK has been requested to support increase in Unaccompanied Asylum Seeking Children (UASC) arrivals that have more than doubled teams original caseload.

# Executive Summary - continued

## Management Information

The team continues to:

- process monthly updates from schools on joiners and leavers and colleges on joiners;
- process monthly updates from National Apprenticeship Service;
- identify possible not known matches with other CCIS databases nationally to agree the lead LEA;
- monitor data quality and issues addressed with users to ensure records are updated.

New reports have been written, data produced and issues highlighted to other departments to assist in their activities to support the NEET agenda. The Systems Training Officer is continuing to train new users to IYSS and support other trained trainers whilst providing ongoing support to new users.

# Education and Young People's Services Performance Management

## NEET Monthly Report - Kent

16-18 year old NEET Summary	Total Cohort 16-18	No. NEET 16-18	% NEET 16-18	NEET Target 16-18 Jan 2016	Diff from target	% NEET Age 16	% NEET Age 17	% NEET Age 18	Not knowns				
									Acad age 16	Acad age 17	Acad age 18	Total	% of cohort
Kent	53,289	2,336	4.99%	2.50%	2.49%	2.29%	4.46%	8.41%	747	1,788	3,043	5,578	10.47%
Ashford	4,781	159	3.91%	2.10%	1.81%	1.92%	3.26%	6.77%	60	147	280	487	10.19%
Canterbury	4,883	231	5.34%	2.04%	3.30%	2.46%	5.11%	8.56%	69	123	256	448	9.17%
Dartford	3,592	150	4.70%	2.54%	2.16%	2.40%	4.75%	7.11%	60	113	198	371	10.33%
Dover	3,928	153	4.43%	2.79%	1.64%	1.74%	5.16%	6.51%	44	136	247	427	10.87%
Gravesham	3,972	221	6.36%	2.52%	3.84%	3.51%	4.42%	11.30%	57	151	244	452	11.38%
Maidstone	5,445	242	4.97%	2.49%	2.48%	2.64%	4.25%	8.42%	59	164	284	507	9.31%
Sevenoaks	3,593	134	4.27%	1.64%	2.63%	1.71%	3.70%	7.90%	64	140	195	399	11.10%
Shepway	3,878	147	4.34%	3.03%	1.31%	1.70%	3.91%	7.43%	56	132	210	398	10.26%
Swale	5,372	298	6.31%	3.04%	3.27%	3.22%	5.72%	10.04%	83	189	336	608	11.32%
Thanet	5,323	246	5.31%	3.49%	1.82%	2.34%	5.39%	8.35%	84	197	361	642	12.06%
Tonbridge & Malling	4,518	175	4.36%	1.67%	2.69%	1.76%	3.44%	8.24%	57	149	252	458	10.14%
Tunbridge Wells	4,004	180	5.08%	1.65%	3.43%	1.75%	3.97%	9.79%	54	147	180	381	9.52%

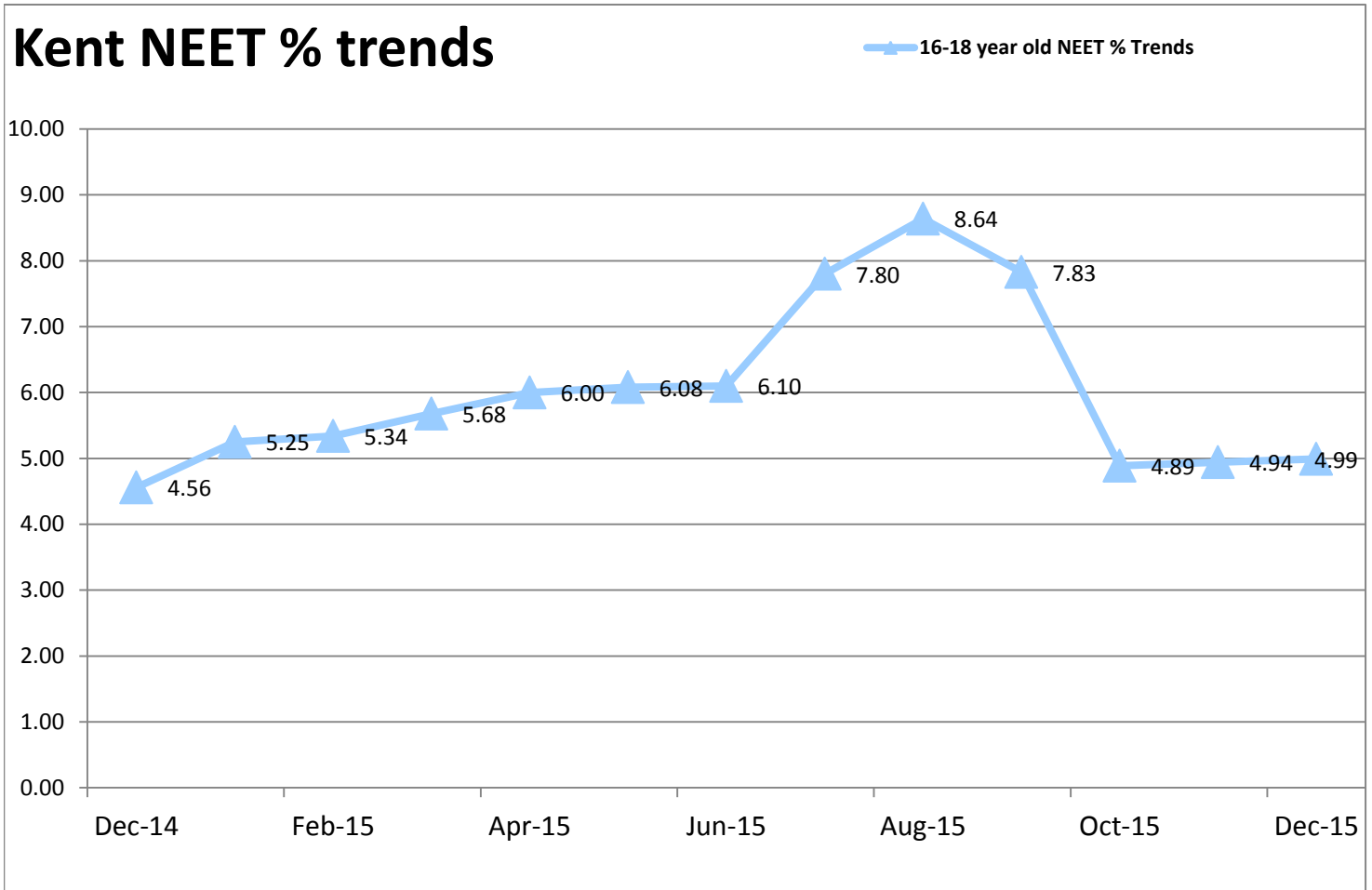
16-18 year old NEET % Trends	Dec-15	Nov-15	Oct-15	Sep-15	Aug-15	Jul-15	Jun-15	May-15	Apr-15	Mar-15	Feb-15	Jan-15	Dec-14
Kent	4.99	4.94	4.89	7.83	8.64	7.80	6.10	6.08	6.00	5.68	5.34	5.25	4.56
Ashford	3.91	3.82	3.65	5.78	7.45	6.52	5.75	5.99	5.93	5.55	4.99	4.78	4.29
Canterbury	5.34	5.51	5.41	7.73	9.29	8.29	6.30	6.38	6.17	5.74	5.20	4.98	4.48
Dartford	4.70	4.55	4.44	7.90	8.13	7.15	4.97	5.09	5.40	5.27	5.12	5.16	4.42
Dover	4.43	4.22	4.28	7.85	9.27	8.07	6.02	6.00	5.85	5.67	5.19	5.59	4.74
Gravesham	6.36	6.50	6.93	11.30	10.23	9.57	6.97	6.80	6.44	6.00	5.82	5.81	4.99
Maidstone	4.97	4.61	4.47	6.59	7.85	7.19	5.73	5.60	5.46	5.07	4.70	4.56	4.06
Sevenoaks	4.27	4.23	4.26	6.26	5.58	5.18	4.33	4.26	4.14	4.01	3.66	3.87	3.35
Shepway	4.34	4.34	4.74	7.38	9.13	8.28	6.75	6.61	6.99	6.89	6.53	6.07	5.06
Swale	6.31	6.14	5.73	9.25	11.08	9.97	7.78	7.67	7.55	7.33	7.22	7.15	6.51
Thanet	5.31	5.54	5.37	10.31	11.81	10.59	7.55	7.46	7.34	6.77	6.77	6.51	5.60
Tonbridge & Malling	4.36	4.36	4.30	7.14	7.27	6.64	5.19	5.21	4.99	4.72	4.35	4.25	3.48
Tunbridge Wells	5.08	5.14	4.98	7.15	6.05	5.58	4.70	4.81	4.80	4.37	3.63	3.55	2.91

16-18 year old Not Known % Trends	Dec-15	Nov-15	Oct-15	Sep-15	Aug-15	Jul-15	Jun-15	May-15	Apr-15	Mar-15	Feb-15	Jan-15	Dec-14
Kent	10.47	14.14	21.83	51.73	31.14	27.78	9.24	9.61	9.74	9.62	10.54	11.22	15.21
Ashford	10.19	13.13	19.94	46.41	25.99	22.43	9.97	10.28	10.08	9.89	9.89	10.57	14.98
Canterbury	9.17	12.02	19.23	49.22	33.31	28.20	8.56	9.15	8.97	8.36	9.22	10.03	13.57
Dartford	10.33	19.08	26.20	57.63	33.59	32.32	8.08	8.30	8.82	9.52	10.73	10.88	14.90
Dover	10.87	13.26	21.56	55.29	35.70	31.00	9.98	10.21	10.50	10.02	10.67	12.15	15.81
Gravesham	11.38	18.55	25.53	58.16	33.46	33.07	9.16	9.54	9.61	10.16	11.57	12.36	16.56
Maidstone	9.31	11.74	19.43	50.64	28.56	24.87	7.88	8.39	8.64	8.84	10.14	10.80	14.07
Sevenoaks	11.10	16.31	23.66	50.77	29.20	26.23	10.82	11.41	11.24	11.43	12.01	12.32	15.96
Shepway	10.26	12.16	20.00	46.57	28.18	25.10	10.00	10.13	9.92	9.64	10.28	11.36	16.01
Swale	11.32	13.57	20.43	49.92	32.70	28.47	9.20	9.54	9.48	9.03	10.76	11.13	15.40
Thanet	12.06	15.74	25.70	57.11	40.04	35.98	10.92	11.34	11.74	11.25	12.09	12.74	15.92
Tonbridge & Malling	10.14	12.93	21.00	52.63	28.13	24.98	8.42	8.86	9.29	8.86	10.05	10.64	14.99
Tunbridge Wells	9.52	13.22	21.02	47.37	23.14	20.39	8.02	8.28	8.68	8.98	9.34	9.89	14.93

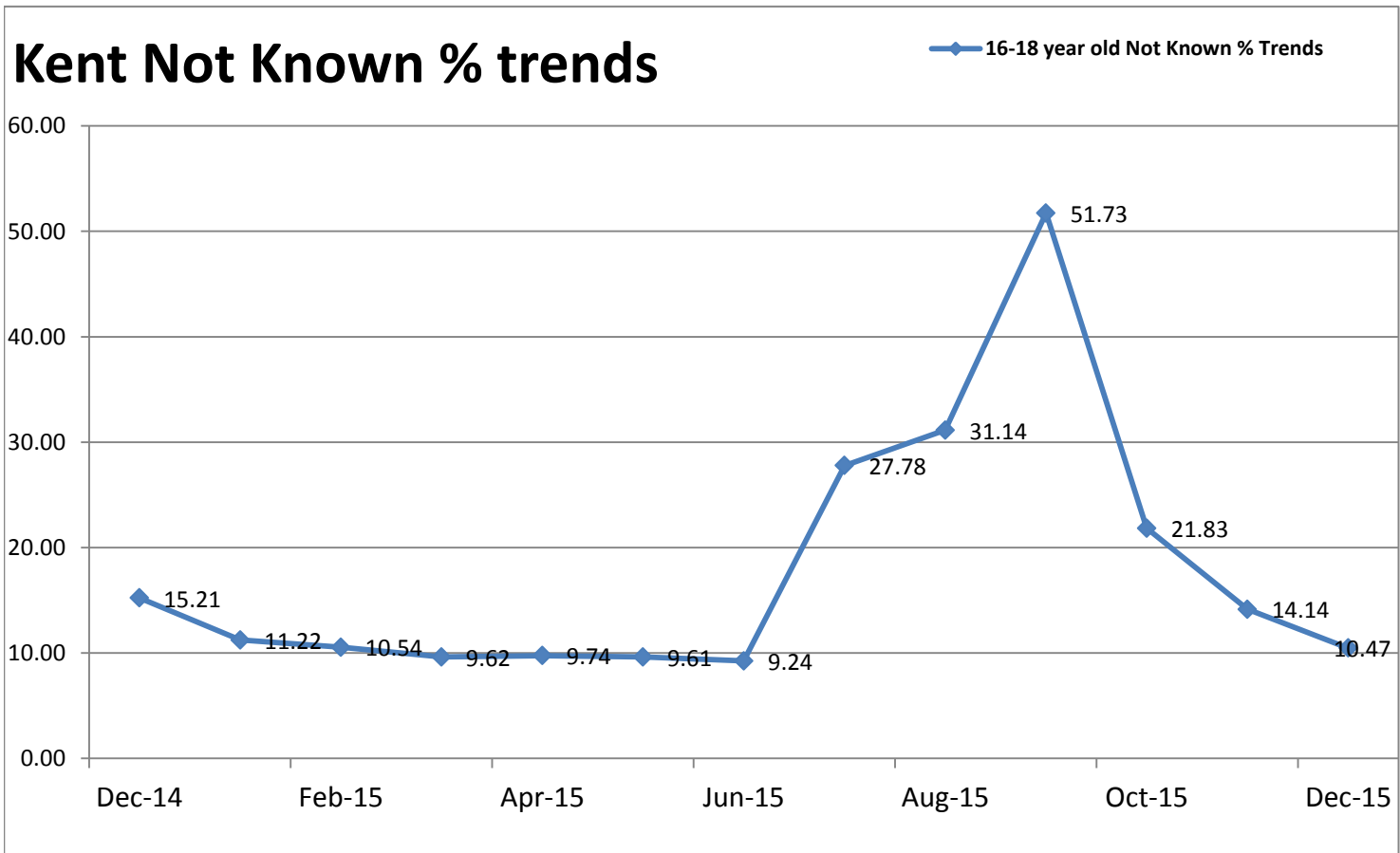
NEETs based on length of time in NEET	Equivalent - December 2014				
	0-6 weeks	7-13 weeks	14-26 weeks	27-52 weeks	52+ weeks
Kent	100	194	978	350	714
Ashford	13	15	67	32	32
Canterbury	15	15	97	28	76
Dartford	5	9	73	19	44
Dover	8	24	38	28	55
Gravesham	8	14	104	35	60
Maidstone	10	21	113	32	66
Sevenoaks	1	10	66	19	38
Shepway	5	14	50	25	53
Swale	16	22	135	42	83
Thanet	12	19	83	38	94
Tonbridge & Malling	2	17	71	24	61
Tunbridge Wells	5	14	81	28	52

Progress RPA - Participating	
% Age 16	% Age 17
91.70%	81.83%
92.62%	81.88%
92.37%	84.31%
88.53%	80.99%
94.01%	81.18%
88.45%	79.07%
92.83%	83.23%
90.78%	81.10%
92.78%	82.44%
90.65%	80.69%
91.64%	80.51%
92.71%	83.52%
92.25%	82.48%

# Kent NEET % trends



# Kent Not Known % trends





# Education and Young People's Services Performance Management

## NEET Monthly Report - Kent

16-18 year old cohort by Vulnerable Group	Dec-15	Nov-15	Oct-15	Sep-15	Aug-15	Jul-15	Jun-15	May-15	Apr-15	Mar-15	Feb-15	Jan-15	Dec-14
Children in Care (CIC)	1150	1128	712	708	693	695	699	668	667	666	672	673	678
subset CIC resp. not known	5	5	4	4	4	5							
subset CIC KCC responsibility	881	858	440	438	446	446							
subset CIC OOC responsibility	264	265	268	266	243	244							
Caring for own child	239	214	188	175	406	399	389	373	356	340	336	328	293
Asylum seeker	452	433	47	19	40	40	40	40	40	40	40	40	40
Carer not own child	73	70	66	66	89	88	88	88	87	83	79	77	72
Substance Misuse	61	62	59	59	74	74	73	73	72	72	72	71	71
Care Leaver (CL)	18	18	17	17	87	87	85	85	84	84	81	80	79
subset CL resp. not known	1	1	1	1	0	0							
subset CL KCC responsibility	11	11	10	10	79	79							
subset CL OOC responsibility	6	6	6	6	8	8							
Supervised by YOT	130	108	239	239	241	241	243	242	239	237	236	231	257
Pregnancy	148	139	141	137	235	238	240	210	195	188	177	168	157
Parent not caring for own child	7	7	7	7	16	16	16	16	16	16	16	16	13
SEND (16-18 year olds)	2224	2224	2232	2232	2071	2078	2079	2083	2082	2082	2088	2086	2087
SEND (19+ year olds)	512	541	595	627	3867	3895	3895	3895	3895	3895	3898	3898	3900
Total 16-18 cohort with at least one vulnerable group	3675	3608	3275	3228	3487	3482	3479	3418	3381	3356	3339	3316	3279

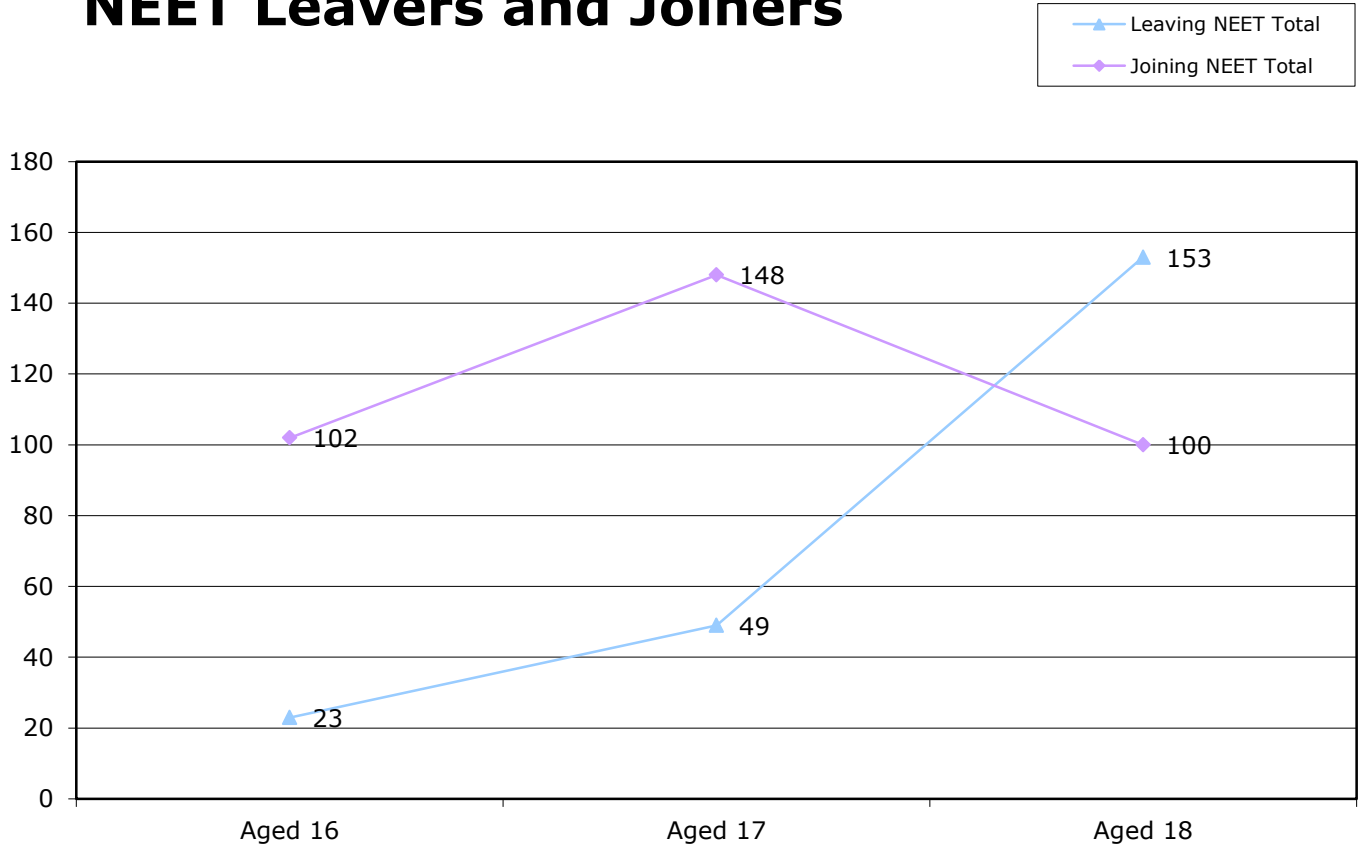
16-18 year old NEET by Vulnerable Group	Dec-15	Nov-15	Oct-15	Sep-15	Aug-15	Jul-15	Jun-15	May-15	Apr-15	Mar-15	Feb-15	Jan-15	Dec-14
Children in Care (CIC)	131	117	113	106	131	127	121	116	114	107	98	97	94
subset CIC resp. not known	3	3	3	3	3	4							
subset CIC KCC responsibility	106	98	92	88	103	98							
subset CIC OOC responsibility	22	16	18	15	25	25							
Caring for own child	180	154	131	124	292	290	281	267	253	237	230	224	187
Asylum seeker	4	3	7	3	4	4	4	4	4	4	4	4	5
Carer not own child	22	19	14	16	31	31	32	31	30	28	25	23	21
Substance Misuse	14	15	12	14	16	16	16	16	14	14	11	14	12
Care Leaver (CL)	8	9	8	9	41	40	38	38	38	38	37	33	31
subset CL resp. not known	0	0	0	1	0	0							
subset CL KCC responsibility	5	6	5	5	37	36							
subset CL OOC responsibility	3	3	3	3	4	4							
Supervised by YOT	47	38	82	89	91	91	87	89	83	83	77	75	85
Pregnancy	107	94	91	89	166	168	171	164	153	148	136	130	112
Parent not caring for own child	3	3	3	3	8	7	7	7	7	7	8	9	7
SEND (16-18 year olds)	206	186	163	173	221	212	194	198	191	193	174	168	166
SEND (19+ year olds)	74	79	84	91	841	839	849	841	836	837	833	834	830
Total 16-18 NEET with at least one vulnerable group	617	550	519	516	858	857	816	796	761	733	680	659	598

16-18 year old Not Knowns by Vulnerable Group	Dec-15	Nov-15	Oct-15	Sep-15	Aug-15	Jul-15	Jun-15	May-15	Apr-15	Mar-15	Feb-15	Jan-15	Dec-14
Children in Care (CIC)	171	209	299	460	360	311	121	115	107	97	99	95	99
subset CIC resp. not known	0	0	0	1	1	1							
subset CIC KCC responsibility	97	121	176	253	204	177							
subset CIC OOC responsibility	74	88	123	206	155	133							
Caring for own child	23	28	36	36	84	75	48	45	45	38	38	35	38
Asylum seeker	9	19	7	13	30	25	13	12	12	9	10	10	10
Carer not own child	13	16	19	37	40	38	15	16	14	10	9	9	8
Substance Misuse	12	15	18	30	35	32	19	16	15	12	12	11	5
Care Leaver (CL)	5	5	4	5	37	35	21	19	18	18	16	18	12
subset CL resp. not known	0	0	0	0	0	0							
subset CL KCC responsibility	3	3	3	3	34	32							
subset CL OOC responsibility	2	2	1	2	3	3							
Supervised by YOT	30	34	90	109	91	76	37	26	15	12	5	1	8
Pregnancy	21	27	33	37	50	45	25	21	20	14	14	14	15
Parent not caring for own child	3	2	2	3	6	7	3	4	3	1	0	0	0
SEND (16-18 year olds)	337	429	642	1333	1011	954	330	314	298	279	284	304	337
SEND (19+ year olds)	262	292	349	504	2912	2886	2700	2693	2655	2548	2552	2529	2532
Total 16-18 not known with at least one vulnerable group	522	657	976	1812	1531	1407	543	509	478	428	429	441	474

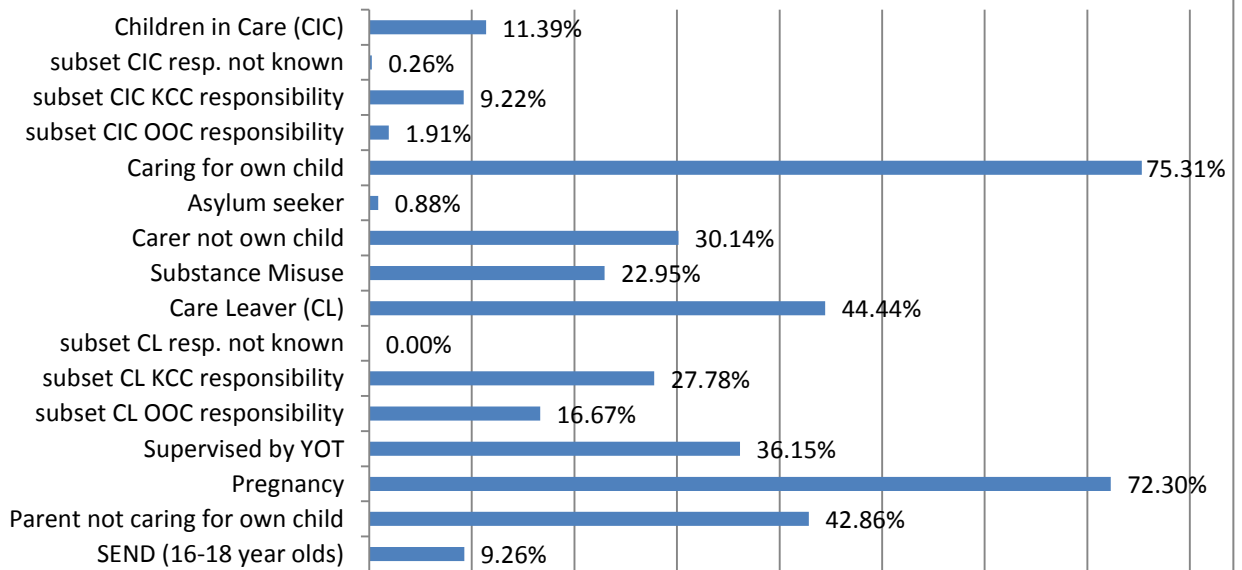
<b>16-18 Year old NEET Leavers &amp; Joiners</b>	<b>Aged 16</b>	<b>Aged 17</b>	<b>Aged 18</b>	<b>16-18 Total</b>	<b>Aged 19</b>
Leaving NEET Total	23	49	153	225	111
Education	5	2	15	22	2
Employment	8	26	126	160	2
Government supported training	8	16	5	29	0
Re-engagement Provision	0	0	0	0	0
Transfer to another LA	1	2	0	3	1
Age reached where no active record required	0	0	0	0	105
Left England so no longer active record	0	0	0	0	0
Found to be a duplicate record	0	0	0	0	0
Deceased	0	1	0	1	0
Custodial Sentence	1	2	0	3	0
Cannot Be Contacted	0	0	0	0	0
Refused to disclose activity	0	0	0	0	0
Unknown Activity	0	0	0	0	0
Other Reason	0	0	7	7	1
Joining NEET Total	102	148	100	350	15
Education	23	14	3	40	8
Employment	4	6	14	24	0
Training	8	5	2	15	0
Re-engagement Provision	0	0	0	0	0
From other area	0	0	0	0	0
Other (inc custodial sentence)	67	123	81	271	7
Joiners>Leavers	-79	-99	53	-125	96

<b>16-18 Year Old NEET Labour Market Summary</b>	<b>No</b>	<b>%</b>
<b>Available:</b>		
Working not for reward	57	2.90%
Not yet ready for work or learning	93	4.73%
Start Date agreed (other)	21	1.07%
Start Date agreed (RPA compliant)	28	1.42%
Seeking EET	1766	89.87%
Available Total	1965	100%
<b>Unavailable:</b>		
Young carers	12	3.23%
Teenage parents	137	36.93%
Illness	156	42.05%
Pregnancy	61	16.44%
Religious grounds	0	0.00%
Unlikely to be economically active	5	1.35%
Other reason	0	0.00%
Unavailable Total	371	100%

# NEET Leavers and Joiners



## % of Vulnerable Cohorts who are NEET



# Education and Young People's Services Performance Management

## NEET Monthly Report - Ashford

16-18 year old cohort by Vulnerable Group	Dec-15	Nov-15	Oct-15	Sep-15	Aug-15	Jul-15	Jun-15	May-15	Apr-15	Mar-15	Feb-15	Jan-15	Dec-14
Children in Care	198	194	61	69	61	61	60	55	56	56	55	55	53
subset CIC resp. not known	0	0	0	0	0	0							
subset CIC KCC responsibility	175	171	38	41	37	37							
subset CIC OOC responsibility	23	23	23	28	24	24							
Caring for own child	18	14	12	11	29	28	28	26	23	23	23	22	18
Asylum seeker	142	137	16	2	4	4	4	4	4	4	4	4	4
Carer not own child	10	9	9	9	10	10	10	10	10	10	10	10	10
Substance Misuse	6	5	5	5	7	7	7	7	7	7	7	7	6
Care Leaver	2	2	1	1	6	6	6	5	5	5	5	4	4
subset CL resp. not known	0	0	0	0	0	0							
subset CL KCC responsibility	2	2	1	1	6	6							
subset CL OOC responsibility	0	0	0	0	0	0							
Supervised by YOT	6	6	10	10	13	13	13	13	13	13	13	14	15
Pregnancy	7	8	8	7	15	16	16	14	13	12	11	10	11
Parent not caring for own child	0	0	0	0	0	0	0	0	0	0	0	0	0
SEND (16-18 year olds)	174	177	177	189	154	154	154	154	153	153	153	152	152
SEND (19+ year olds)	41	42	44	44	316	319	319	319	319	319	319	319	320
Total 16-18 cohort with at least one vulnerable group	392	387	266	264	263	262	262	254	251	250	248	246	242

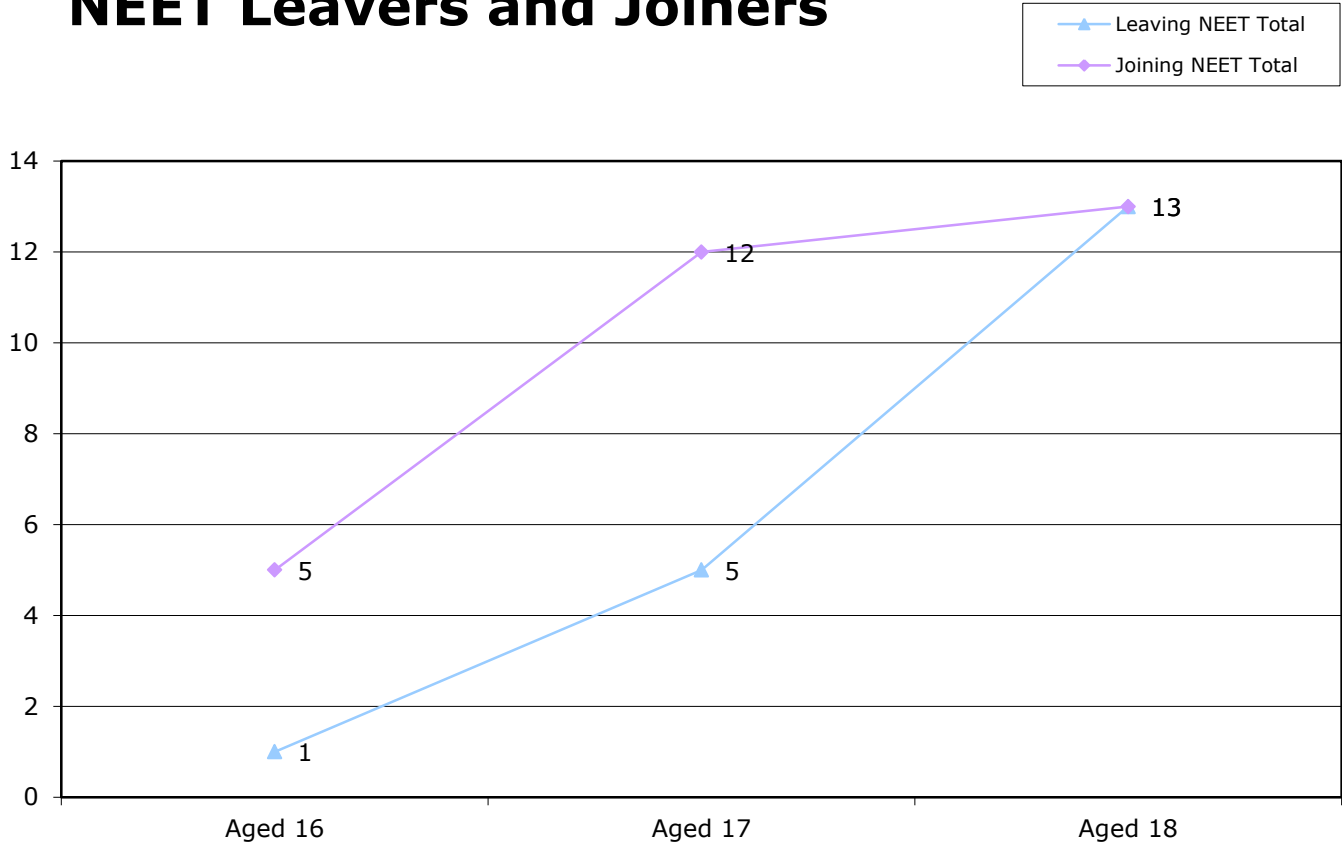
16-18 year old NEET by Vulnerable Group	Dec-15	Nov-15	Oct-15	Sep-15	Aug-15	Jul-15	Jun-15	May-15	Apr-15	Mar-15	Feb-15	Jan-15	Dec-14
Children in Care	15	13	12	13	14	12	13	13	14	14	12	12	9
subset CIC resp. not known	0	0	0	0	0	0							
subset CIC KCC responsibility	11	10	10	11	14	12							
subset CIC OOC responsibility	4	3	2	2	0	0							
Caring for own child	16	12	10	8	22	21	21	20	17	17	16	15	10
Asylum seeker	0	0	1	0	0	0	0	0	0	0	0	0	0
Carer not own child	2	1	1	2	1	1	1	1	1	1	1	1	1
Substance Misuse	3	2	3	3	4	4	4	4	4	4	3	3	2
Care Leaver	1	2	1	1	4	4	4	3	3	3	3	3	3
subset CL resp. not known	0	0	0	0	0	0							
subset CL KCC responsibility	1	2	1	1	4	4							
subset CL OOC responsibility	0	0	0	0	0	0							
Supervised by YOT	3	2	3	4	5	5	5	5	5	5	5	4	3
Pregnancy	5	6	6	5	9	10	11	10	10	8	7	6	5
Parent not caring for own child	0	0	0	0	0	0	0	0	0	0	0	0	0
SEND (16-18 year olds)	15	12	12	13	15	13	12	14	12	10	10	10	9
SEND (19+ year olds)	5	6	8	8	40	41	41	40	40	39	40	40	41
Total 16-18 NEET with at least one vulnerable group	47	42	41	40	59	56	57	56	53	48	44	42	32

16-18 year old Not Knowns by Vulnerable Group	Dec-15	Nov-15	Oct-15	Sep-15	Aug-15	Jul-15	Jun-15	May-15	Apr-15	Mar-15	Feb-15	Jan-15	Dec-14
Children in Care	15	24	26	43	33	31	15	12	12	11	8	6	6
subset CIC resp. not known	0	0	0	0	0	0							
subset CIC KCC responsibility	7	14	13	22	15	14							
subset CIC OOC responsibility	8	10	13	21	18	17							
Caring for own child	1	1	1	1	4	4	4	4	4	2	2	2	2
Asylum seeker	2	7	2	2	4	3	2	2	2	0	0	0	0
Carer not own child	2	2	2	5	6	6	3	3	2	1	1	1	1
Substance Misuse	0	0	0	2	1	1	1	1	1	1	0	0	0
Care Leaver	0	0	0	0	1	1	2	2	2	2	2	1	0
subset CL resp. not known	0	0	0	0	0	0							
subset CL KCC responsibility	0	0	0	0	1	1							
subset CL OOC responsibility	0	0	0	0	0	0							
Supervised by YOT	2	2	3	3	3	3	4	3	1	1	1	1	2
Pregnancy	2	2	2	2	5	5	4	4	3	3	2	2	3
Parent not caring for own child	0	0	0	0	0	0	0	0	0	0	0	0	0
SEND (16-18 year olds)	26	35	54	113	63	55	26	23	22	21	20	20	26
SEND (19+ year olds)	25	26	26	34	263	266	254	247	244	233	234	232	235
Total not known with at least one vulnerable group	43	58	77	147	104	94	51	47	44	38	34	31	38

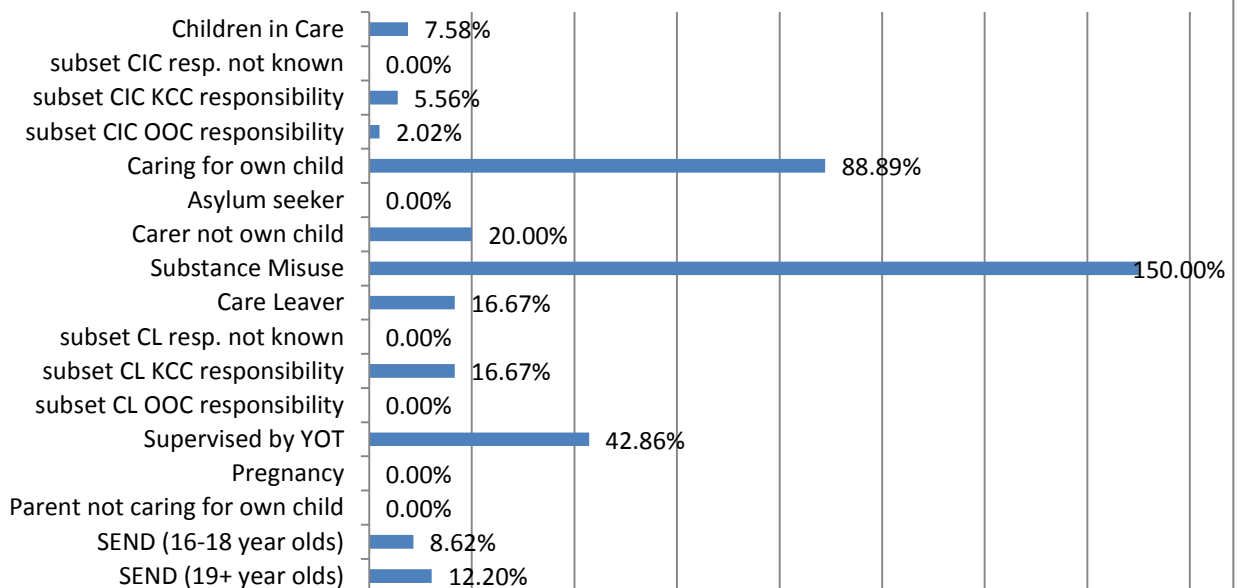
<b>16-18 Year old NEET Leavers &amp; Joiners</b>	<b>Aged 16</b>	<b>Aged 17</b>	<b>Aged 18</b>	<b>16-18 Total</b>	<b>Aged 19</b>
Leaving NEET Total	1	5	13	19	12
Education	0	0	3	3	0
Employment	0	5	9	14	0
Government supported training	1	0	1	2	0
Re-engagement Provision	0	0	0	0	0
Transfer to another LA	0	0	0	0	0
Age reached where no active record required	0	0	0	0	11
Left England so no longer active record	0	0	0	0	0
Found to be a duplicate record	0	0	0	0	0
Deceased	0	0	0	0	0
Custodial Sentence	0	0	0	0	0
Cannot Be Contacted	0	0	0	0	0
Refused to disclose activity	0	0	0	0	0
Unknown Activity	0	0	0	0	0
Other Reason	0	0	0	0	1
Joining NEET Total	5	12	13	30	0
Education	2	1	1	4	0
Employment	0	0	3	3	0
Training	1	1	0	2	0
Re-engagement Provision	0	0	0	0	0
From other area	0	0	0	0	0
Other (inc custodial sentence)	2	10	9	21	0
Joiners>Leavers	-4	-7	0	-11	12

<b>16-18 Year Old NEET Labour Market Summary</b>	<b>No</b>	<b>%</b>
<b>Available:</b>		
Working not for reward	5	4.03%
Not yet ready for work or learning	13	10.48%
Start Date agreed (other)	2	1.61%
Start Date agreed (RPA compliant)	3	2.42%
Seeking EET	101	81.45%
Available Total	124	100%
<b>Unavailable:</b>		
Young carers	2	5.71%
Teenage parents	11	31.43%
Illness	20	57.14%
Pregnancy	2	5.71%
Religious grounds	0	0.00%
Unlikely to be economically active	0	0.00%
Other reason	0	0.00%
Unavailable Total	35	100%

# NEET Leavers and Joiners



## % of Vulnerable Cohorts who are NEET



# Education and Young People's Services Performance Management

## NEET Monthly Report - Canterbury

16-18 year old cohort by Vulnerable Group	Dec-15	Nov-15	Oct-15	Sep-15	Aug-15	Jul-15	Jun-15	May-15	Apr-15	Mar-15	Feb-15	Jan-15	Dec-14
Children in Care	180	176	85	80	85	85	85	81	80	80	81	82	83
subset CIC resp. not known	2	2	2	2	2	2							
subset CIC KCC responsibility	132	128	38	36	43	43							
subset CIC OOC responsibility	46	46	54	42	40	40							
Caring for own child	22	18	16	14	36	35	35	33	33	31	32	32	28
Asylum seeker	91	89	5	1	7	7	7	7	7	7	7	6	6
Carer not own child	6	6	6	6	4	4	4	4	4	4	4	4	4
Substance Misuse	9	9	9	9	9	9	9	9	9	9	9	9	9
Care Leaver	0	0	0	0	6	6	6	6	6	6	6	7	7
subset CL resp. not known	0	0	0	0	0	0							
subset CL KCC responsibility	0	0	0	0	6	6							
subset CL OOC responsibility	0	0	0	0	0	0							
Supervised by YOT	6	7	27	28	20	20	20	20	19	19	19	16	18
Pregnancy	17	16	15	14	24	24	24	20	20	20	18	16	13
Parent not caring for own child	0	0	0	0	0	0	0	0	0	0	1	1	0
SEND (16-18 year olds)	245	244	242	226	221	222	223	224	223	223	224	223	222
SEND (19+ year olds)	54	53	57	59	343	345	345	345	345	345	346	346	346
Total 16-18 cohort with at least one vulnerable group	440	434	357	332	357	356	357	349	348	346	345	341	334

16-18 year old NEET by Vulnerable Group	Dec-15	Nov-15	Oct-15	Sep-15	Aug-15	Jul-15	Jun-15	May-15	Apr-15	Mar-15	Feb-15	Jan-15	Dec-14
Children in Care	18	12	13	11	14	14	14	14	12	11	11	10	9
subset CIC resp. not known	1	1	2	1	1	1							
subset CIC KCC responsibility	10	7	7	7	8	8							
subset CIC OOC responsibility	7	4	5	3	5	5							
Caring for own child	13	10	9	7	22	22	22	20	20	18	18	19	14
Asylum seeker	0	0	1	0	1	1	1	1	1	1	1	1	1
Carer not own child	1	1	0	0	0	0	0	0	0	0	0	0	0
Substance Misuse	1	1	1	1	2	2	2	1	1	1	1	0	0
Care Leaver	0	0	0	0	5	5	5	5	5	5	5	2	2
subset CL resp. not known	0	0	0	0	0	0							
subset CL KCC responsibility	0	0	0	0	5	5							
subset CL OOC responsibility	0	0	0	0	0	0							
Supervised by YOT	4	5	7	8	7	7	8	8	7	7	6	3	4
Pregnancy	15	14	14	12	19	19	19	19	19	19	17	15	12
Parent not caring for own child	0	0	0	0	0	0	0	0	0	0	1	1	0
SEND (16-18 year olds)	30	24	21	22	27	26	25	25	23	25	23	21	18
SEND (19+ year olds)	9	8	9	9	78	78	77	77	77	77	77	78	77
Total 16-18 NEET with at least one vulnerable group	68	58	56	51	82	80	80	77	74	73	67	59	49

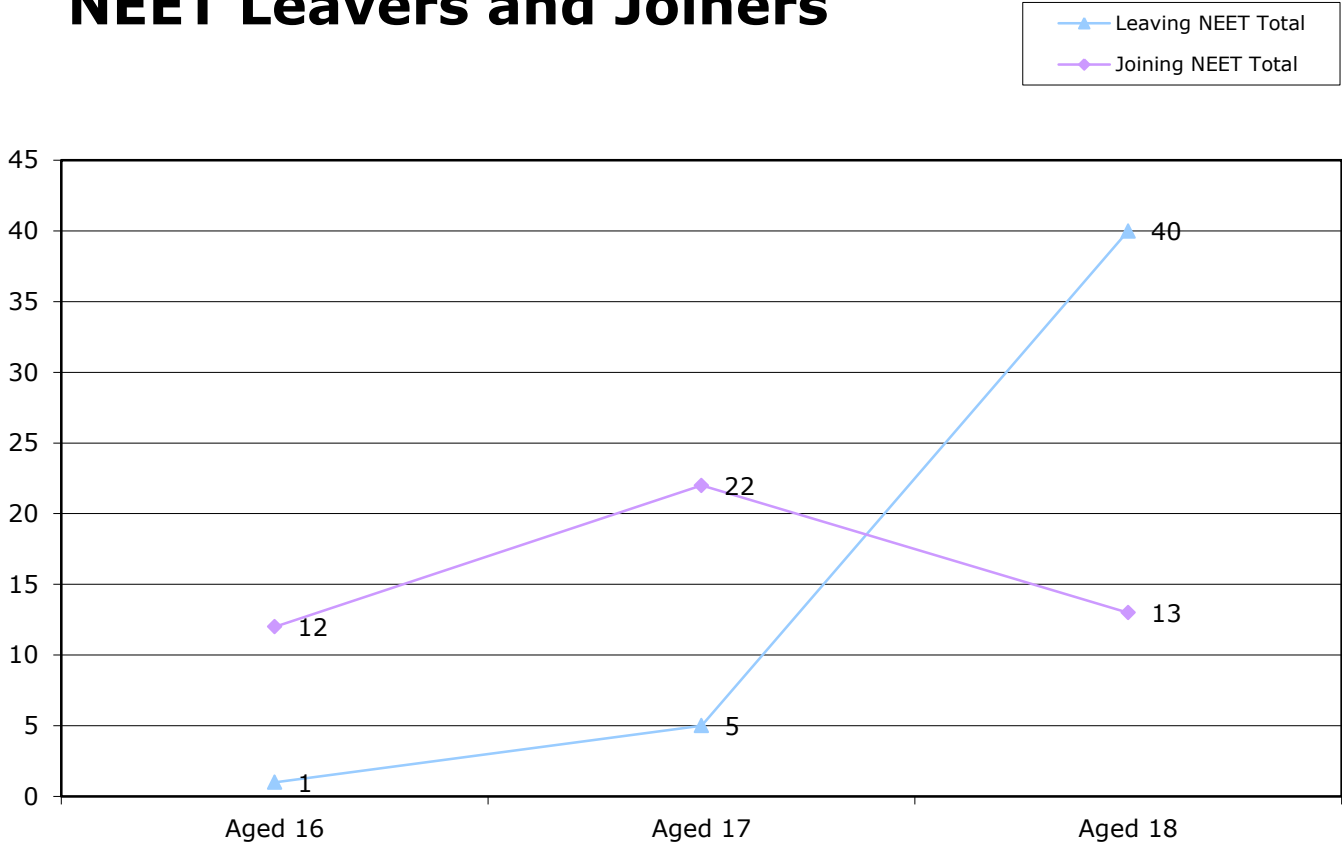
16-18 year old Not Knowns by Vulnerable Group	Dec-15	Nov-15	Oct-15	Sep-15	Aug-15	Jul-15	Jun-15	May-15	Apr-15	Mar-15	Feb-15	Jan-15	Dec-14
Children in Care	18	21	30	55	47	44	12	11	11	9	11	12	13
subset CIC resp. not known	0	0	0	1	1	1							
subset CIC KCC responsibility	12	14	20	25	19	19							
subset CIC OOC responsibility	6	7	10	29	27	24							
Caring for own child	5	6	6	7	11	9	6	6	6	5	5	5	6
Asylum seeker	1	2	1	1	6	6	4	3	3	2	2	2	2
Carer not own child	3	3	4	5	2	2	0	0	0	0	0	0	0
Substance Misuse	1	2	2	5	4	4	2	2	2	2	2	2	2
Care Leaver	0	0	0	0	1	1	0	0	0	0	0	2	1
subset CL resp. not known	0	0	0	0	0	0							
subset CL KCC responsibility	0	0	0	0	1	1							
subset CL OOC responsibility	0	0	0	0	0	0							
Supervised by YOT	0	1	11	15	9	8	1	0	0	0	0	0	0
Pregnancy	1	1	1	2	3	3	2	0	0	0	0	0	0
Parent not caring for own child	0	0	0	0	0	0	0	0	0	0	0	0	0
SEND (16-18 year olds)	36	46	72	131	116	112	32	31	29	27	30	30	33
SEND (19+ year olds)	34	35	38	48	259	260	218	218	216	208	210	214	216
Total not known with at least one vulnerable group	56	71	111	193	170	160	52	47	45	40	44	47	50

<b>16-18 Year old NEET Leavers &amp; Joiners</b>	<b>Aged 16</b>	<b>Aged 17</b>	<b>Aged 18</b>	<b>16-18 Total</b>	<b>Aged 19</b>
Leaving NEET Total	1	5	40	46	17
Education	0	0	1	1	0
Employment	1	5	39	45	0
Government supported training	0	0	0	0	0
Re-engagement Provision	0	0	0	0	0
Transfer to another LA	0	0	0	0	0
Age reached where no active record required	0	0	0	0	17
Left England so no longer active record	0	0	0	0	0
Found to be a duplicate record	0	0	0	0	0
Deceased	0	0	0	0	0
Custodial Sentence	0	0	0	0	0
Cannot Be Contacted	0	0	0	0	0
Refused to disclose activity	0	0	0	0	0
Unknown Activity	0	0	0	0	0
Other Reason	0	0	0	0	0
Joining NEET Total	12	22	13	47	1
Education	4	1	0	5	0
Employment	0	2	1	3	0
Training	1	0	0	1	0
Re-engagement Provision	0	0	0	0	0
From other area	0	0	0	0	0
Other (inc custodial sentence)	7	19	12	38	1
Joiners>Leavers	-11	-17	27	-1	16

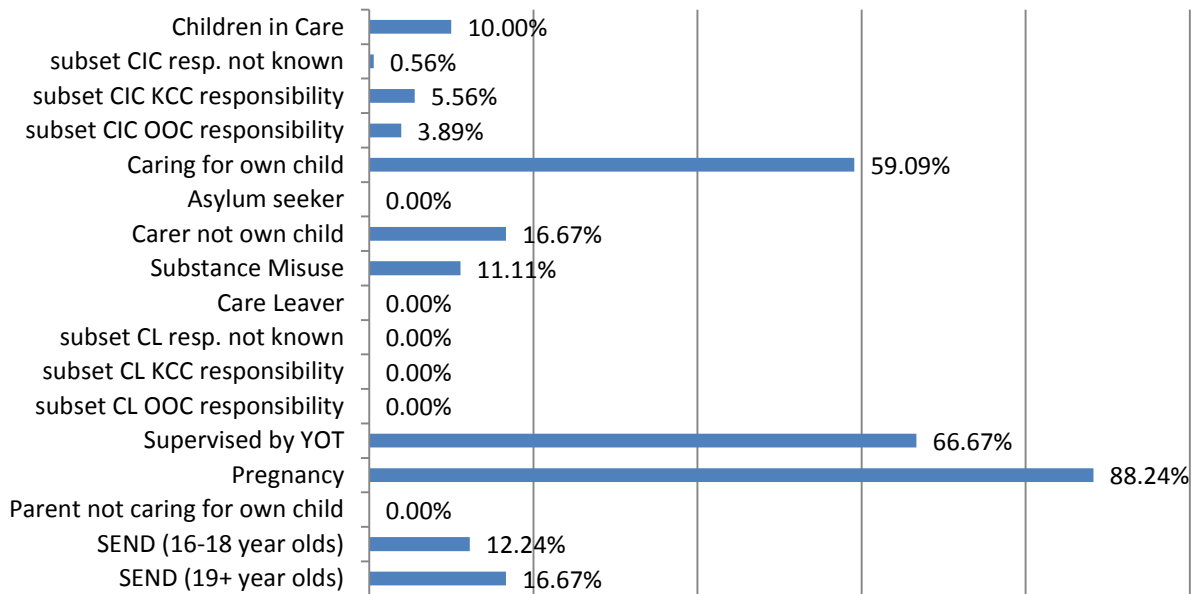
<b>16-18 Year Old NEET Labour Market Summary</b>	<b>No</b>	<b>%</b>
<b>Available:</b>		
Working not for reward	5	2.66%
Not yet ready for work or learning	10	5.32%
Start Date agreed (other)	1	0.53%
Start Date agreed (RPA compliant)	1	0.53%
Seeking EET	171	90.96%
Available Total	188	100%
<b>Unavailable:</b>		
Young carers	0	0.00%
Teenage parents	10	23.26%
Illness	24	55.81%
Pregnancy	8	18.60%
Religious grounds	0	0.00%
Unlikely to be economically active	1	2.33%
Other reason	0	0.00%
Unavailable Total	43	100%



# NEET Leavers and Joiners



## % of Vulnerable Cohorts who are NEET



# Education and Young People's Services Performance Management

## NEET Monthly Report - Dartford

16-18 year old cohort by Vulnerable Group	Dec-15	Nov-15	Oct-15	Sep-15	Aug-15	Jul-15	Jun-15	May-15	Apr-15	Mar-15	Feb-15	Jan-15	Dec-14
Children in Care	37	37	31	27	31	29	28	25	24	25	26	25	28
subset CIC resp. not known	1	1	1	1	1	1							
subset CIC KCC responsibility	25	25	19	16	19	17							
subset CIC OOC responsibility	11	11	11	10	11	11							
Caring for own child	14	10	6	4	16	16	14	14	14	14	14	14	13
Asylum seeker	3	3	0	0	1	1	1	1	1	1	1	1	1
Carer not own child	2	2	2	1	5	5	5	5	5	5	5	5	5
Substance Misuse	1	1	1	1	2	1	1	1	1	1	1	1	1
Care Leaver	0	0	0	0	2	2	2	2	2	2	2	2	2
subset CL resp. not known	0	0	0	0	0	0							
subset CL KCC responsibility	0	0	0	0	2	2							
subset CL OOC responsibility	0	0	0	0	0	0							
Supervised by YOT	6	6	11	10	11	10	9	9	9	9	10	10	12
Pregnancy	6	2	2	3	7	6	6	3	3	3	3	3	3
Parent not caring for own child	0	0	0	0	1	1	1	1	1	1	1	1	1
SEND (16-18 year olds)	112	111	112	120	114	114	113	113	113	114	114	115	116
SEND (19+ year olds)	30	34	36	37	248	248	248	248	248	248	248	248	248
Total 16-18 cohort with at least one vulnerable group	163	154	150	153	175	172	170	164	163	165	166	166	167

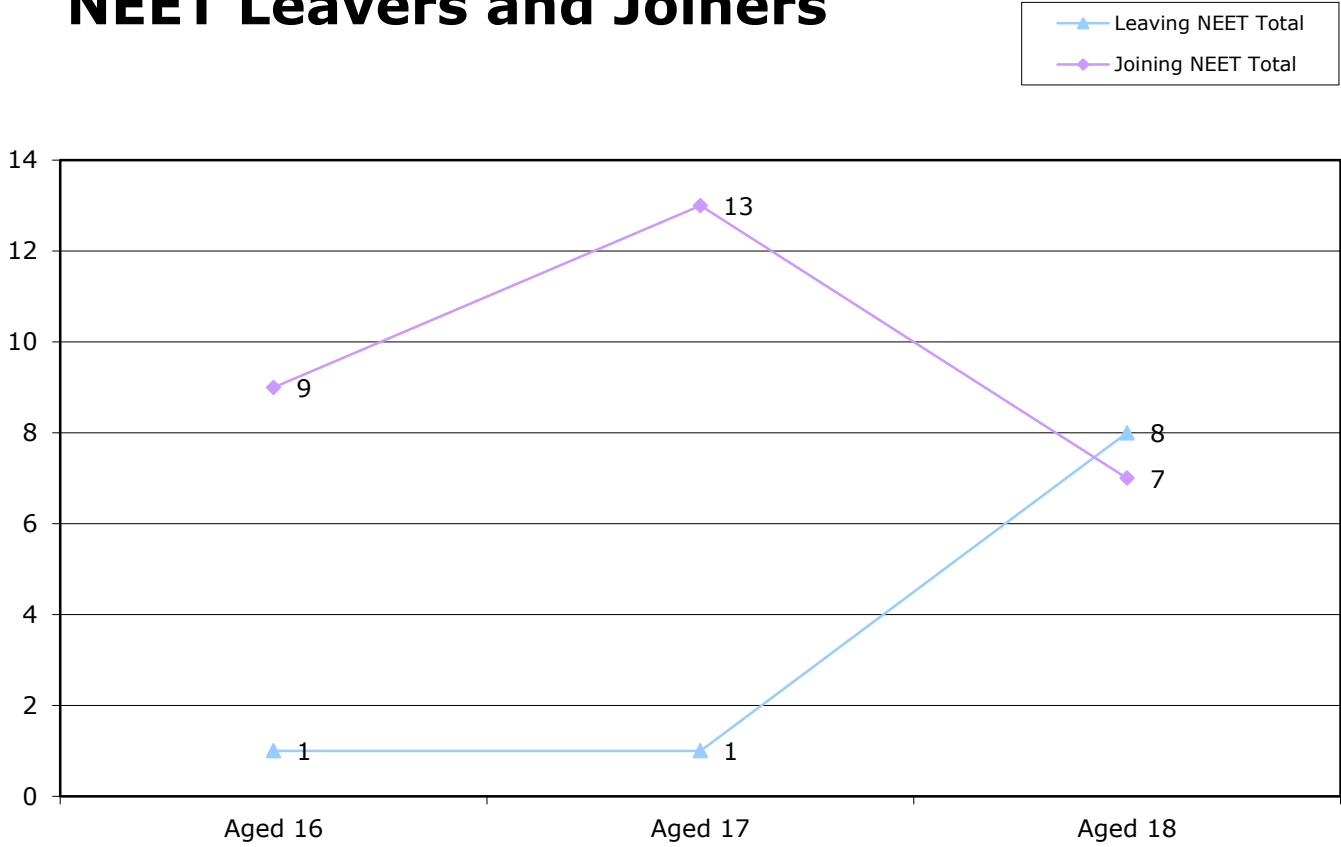
16-18 year old NEET by Vulnerable Group	Dec-15	Nov-15	Oct-15	Sep-15	Aug-15	Jul-15	Jun-15	May-15	Apr-15	Mar-15	Feb-15	Jan-15	Dec-14
Children in Care	6	7	8	7	10	8	6	5	5	5	5	5	6
subset CIC resp. not known	1	1	1	1	1	1							
subset CIC KCC responsibility	4	5	6	5	7	5							
subset CIC OOC responsibility	1	1	1	1	2	2							
Caring for own child	12	8	5	4	15	15	13	13	13	13	13	13	12
Asylum seeker	0	0	0	0	1	1	1	1	1	1	1	1	1
Carer not own child	0	0	0	0	1	1	1	1	1	1	1	1	2
Substance Misuse	0	0	0	0	0	0	0	0	0	0	0	0	0
Care Leaver	0	0	0	0	0	0	0	0	0	0	0	0	0
subset CL resp. not known	0	0	0	0	0	0							
subset CL KCC responsibility	0	0	0	0	0	0							
subset CL OOC responsibility	0	0	0	0	0	0							
Supervised by YOT	1	2	4	4	3	4	3	3	2	2	4	4	4
Pregnancy	5	1	1	2	4	3	3	2	2	2	2	2	2
Parent not caring for own child	0	0	0	0	1	1	1	1	1	1	1	1	1
SEND (16-18 year olds)	11	8	5	7	7	6	4	5	4	5	4	4	5
SEND (19+ year olds)	2	4	5	4	42	42	41	40	40	40	40	40	40
Total 16-18 NEET with at least one vulnerable group	33	23	20	20	35	32	28	27	25	26	26	26	27

16-18 year old Not Knowns by Vulnerable Group	Dec-15	Nov-15	Oct-15	Sep-15	Aug-15	Jul-15	Jun-15	May-15	Apr-15	Mar-15	Feb-15	Jan-15	Dec-14
Children in Care	8	9	13	16	14	12	8	6	6	6	5	5	6
subset CIC resp. not known	0	0	0	0	0	0							
subset CIC KCC responsibility	4	4	7	8	7	7							
subset CIC OOC responsibility	4	5	6	8	7	5							
Caring for own child	0	0	0	0	1	1	1	1	1	1	1	1	1
Asylum seeker	0	0	0	0	0	0	0	0	0	0	0	0	0
Carer not own child	1	1	1	1	3	3	2	2	2	2	2	1	1
Substance Misuse	1	0	0	0	1	1	1	1	1	1	1	1	1
Care Leaver	0	0	0	0	2	2	2	2	2	2	2	2	2
subset CL resp. not known	0	0	0	0	0	0							
subset CL KCC responsibility	0	0	0	0	2	2							
subset CL OOC responsibility	0	0	0	0	0	0							
Supervised by YOT	3	2	3	4	6	3	1	1	1	1	0	0	0
Pregnancy	1	1	1	1	3	3	1	1	1	1	1	1	0
Parent not caring for own child	0	0	0	0	0	0	0	0	0	0	0	0	0
SEND (16-18 year olds)	17	29	39	68	52	48	15	14	13	12	13	16	19
SEND (19+ year olds)	15	17	18	31	201	194	185	185	185	182	182	181	173
Total not known with at least one vulnerable group	26	38	52	84	78	70	28	25	24	23	23	25	28

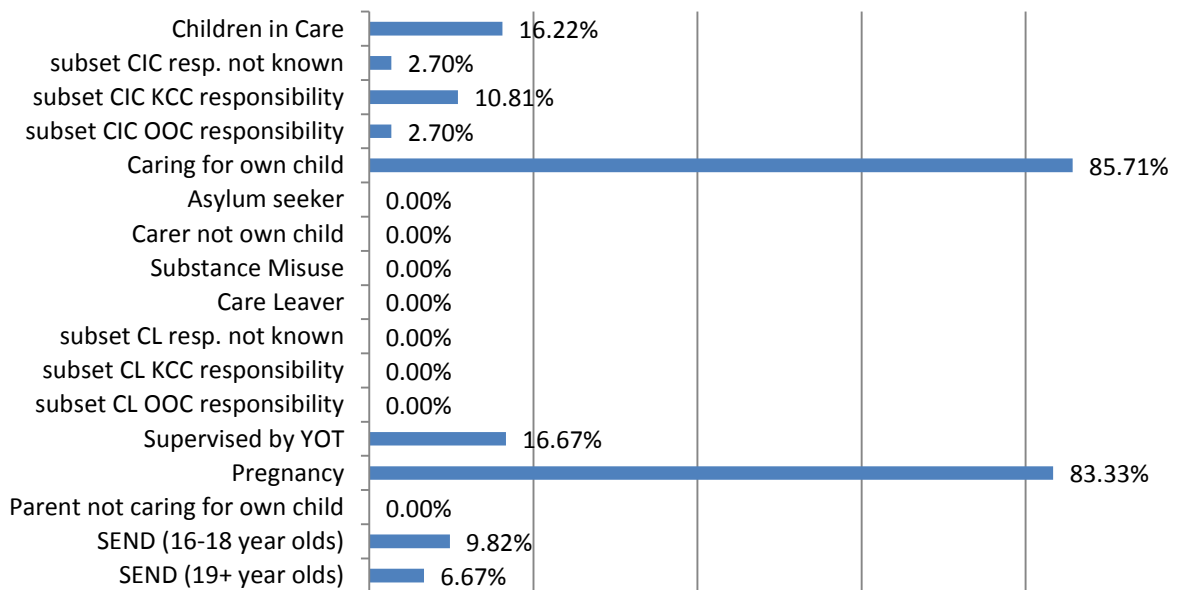
<b>16-18 Year old NEET Leavers &amp; Joiners</b>	<b>Aged 16</b>	<b>Aged 17</b>	<b>Aged 18</b>	<b>16-18 Total</b>	<b>Aged 19</b>
Leaving NEET Total	1	1	8	10	4
Education	0	0	4	4	0
Employment	0	0	4	4	0
Government supported training	0	0	0	0	0
Re-engagement Provision	0	0	0	0	0
Transfer to another LA	0	0	0	0	0
Age reached where no active record required	0	0	0	0	4
Left England so no longer active record	0	0	0	0	0
Found to be a duplicate record	0	0	0	0	0
Deceased	0	1	0	1	0
Custodial Sentence	1	0	0	1	0
Cannot Be Contacted	0	0	0	0	0
Refused to disclose activity	0	0	0	0	0
Unknown Activity	0	0	0	0	0
Other Reason	0	0	0	0	0
Joining NEET Total	9	13	7	29	0
Education	0	1	0	1	0
Employment	0	0	1	1	0
Training	0	0	0	0	0
Re-engagement Provision	0	0	0	0	0
From other area	0	0	0	0	0
Other (inc custodial sentence)	9	12	6	27	0
Joiners>Leavers	-8	-12	1	-19	4

<b>16-18 Year Old NEET Labour Market Summary</b>	<b>No</b>	<b>%</b>
<b>Available:</b>		
Working not for reward	1	0.78%
Not yet ready for work or learning	3	2.34%
Start Date agreed (other)	2	1.56%
Start Date agreed (RPA compliant)	3	2.34%
Seeking EET	119	92.97%
Available Total	128	100%
<b>Unavailable:</b>		
Young carers	0	0.00%
Teenage parents	10	45.45%
Illness	7	31.82%
Pregnancy	5	22.73%
Religious grounds	0	0.00%
Unlikely to be economically active	0	0.00%
Other reason	0	0.00%
Unavailable Total	22	100%

# NEET Leavers and Joiners



## % of Vulnerable Cohorts who are NEET



# Education and Young People's Services Performance Management

## NEET Monthly Report - Dover

16-18 year old cohort by Vulnerable Group	Dec-15	Nov-15	Oct-15	Sep-15	Aug-15	Jul-15	Jun-15	May-15	Apr-15	Mar-15	Feb-15	Jan-15	Dec-14
Children in Care	58	61	55	60	55	55	55	52	54	54	56	56	59
subset CIC resp. not known	0	0	0	0	0	0							
subset CIC KCC responsibility	46	49	40	44	40	40							
subset CIC OOC responsibility	12	12	15	16	15	15							
Caring for own child	24	18	17	16	43	42	41	41	39	36	34	34	31
Asylum seeker	10	10	3	2	4	4	4	4	4	4	4	4	4
Carer not own child	6	6	6	6	6	6	6	6	6	6	6	6	5
Substance Misuse	14	14	13	13	16	16	16	16	15	15	15	15	17
Care Leaver	1	1	1	1	10	9	9	10	10	10	10	10	10
subset CL resp. not known	0	0	0	0	0	0							
subset CL KCC responsibility	1	1	1	1	10	9							
subset CL OOC responsibility	0	0	0	0	0	0							
Supervised by YOT	15	16	30	30	27	28	28	29	30	31	31	30	39
Pregnancy	19	19	16	16	21	21	22	22	22	23	20	20	18
Parent not caring for own child	1	1	1	1	2	2	2	2	2	2	2	2	2
SEND (16-18 year olds)	178	180	190	193	173	175	175	177	179	179	180	180	181
SEND (19+ year olds)	48	52	60	63	341	341	341	341	341	341	341	341	340
Total 16-18 cohort with at least one vulnerable group	286	284	288	290	310	309	309	311	310	309	306	305	308

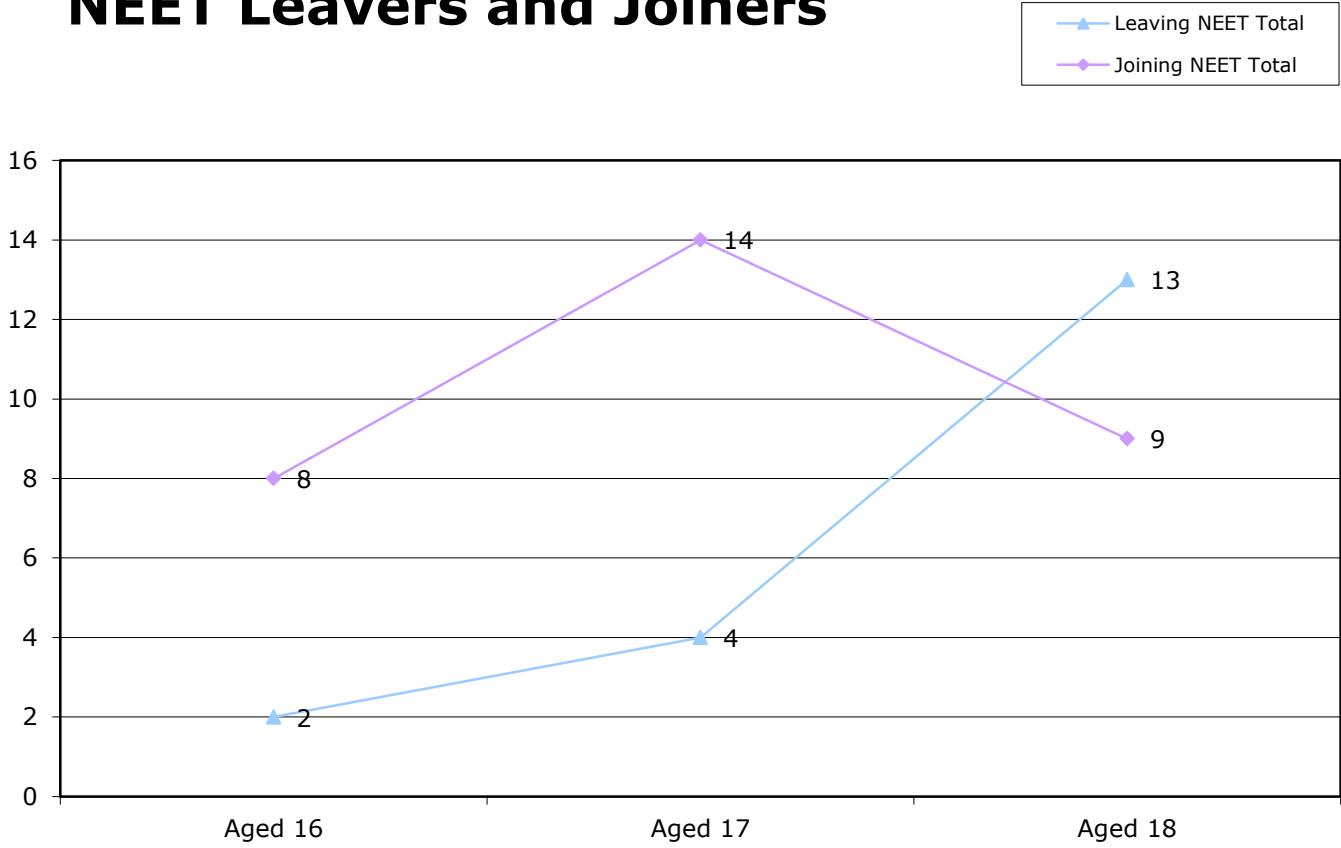
16-18 year old NEET by Vulnerable Group	Dec-15	Nov-15	Oct-15	Sep-15	Aug-15	Jul-15	Jun-15	May-15	Apr-15	Mar-15	Feb-15	Jan-15	Dec-14
Children in Care	13	10	9	8	14	12	11	10	10	11	7	9	9
subset CIC resp. not known	0	0	0	0	0	0							
subset CIC KCC responsibility	12	10	9	8	12	10							
subset CIC OOC responsibility	1	0	0	0	2	2							
Caring for own child	17	11	11	11	26	25	24	23	23	20	19	21	20
Asylum seeker	1	0	0	0	0	0	0	0	0	0	0	0	0
Carer not own child	1	1	2	2	2	2	2	2	2	2	2	2	1
Substance Misuse	3	2	2	1	2	2	3	3	2	2	2	3	4
Care Leaver	0	0	0	0	7	6	6	7	7	7	7	7	6
subset CL resp. not known	0	0	0	0	0	0							
subset CL KCC responsibility	0	0	0	0	7	6							
subset CL OOC responsibility	0	0	0	0	0	0							
Supervised by YOT	5	5	7	9	11	10	9	10	9	11	10	12	17
Pregnancy	17	16	12	12	17	16	17	17	18	19	16	15	13
Parent not caring for own child	1	1	1	1	2	1	1	1	1	1	1	1	2
SEND (16-18 year olds)	15	15	13	14	20	17	17	18	17	19	15	13	16
SEND (19+ year olds)	5	5	7	9	96	96	96	95	94	95	95	95	96
Total 16-18 NEET with at least one vulnerable group	60	51	46	47	83	75	75	76	75	75	65	67	65

16-18 year old Not Knowns by Vulnerable Group	Dec-15	Nov-15	Oct-15	Sep-15	Aug-15	Jul-15	Jun-15	May-15	Apr-15	Mar-15	Feb-15	Jan-15	Dec-14
Children in Care	13	17	29	41	25	17	6	7	7	9	10	10	10
subset CIC resp. not known	0	0	0	0	0	0							
subset CIC KCC responsibility	9	12	19	27	16	11							
subset CIC OOC responsibility	4	5	10	14	9	6							
Caring for own child	3	3	4	4	15	12	7	7	7	6	6	6	5
Asylum seeker	1	2	2	2	4	3	3	3	3	3	3	3	3
Carer not own child	1	2	2	2	4	4	3	3	3	2	1	1	1
Substance Misuse	2	3	5	8	8	6	3	3	2	1	1	1	0
Care Leaver	0	0	0	0	3	3	2	2	2	2	2	2	1
subset CL resp. not known	0	0	0	0	0	0							
subset CL KCC responsibility	0	0	0	0	3	3							
subset CL OOC responsibility	0	0	0	0	0	0							
Supervised by YOT	3	4	13	15	9	7	3	0	0	0	0	0	3
Pregnancy	1	2	2	3	3	4	4	4	4	4	4	3	3
Parent not caring for own child	0	0	0	0	0	1	0	0	0	0	0	0	0
SEND (16-18 year olds)	30	37	63	130	97	92	32	32	32	30	32	38	39
SEND (19+ year olds)	33	37	41	51	234	231	220	221	218	208	208	207	206
Total not known with at least one vulnerable group	44	57	93	173	148	132	55	54	53	49	50	55	56

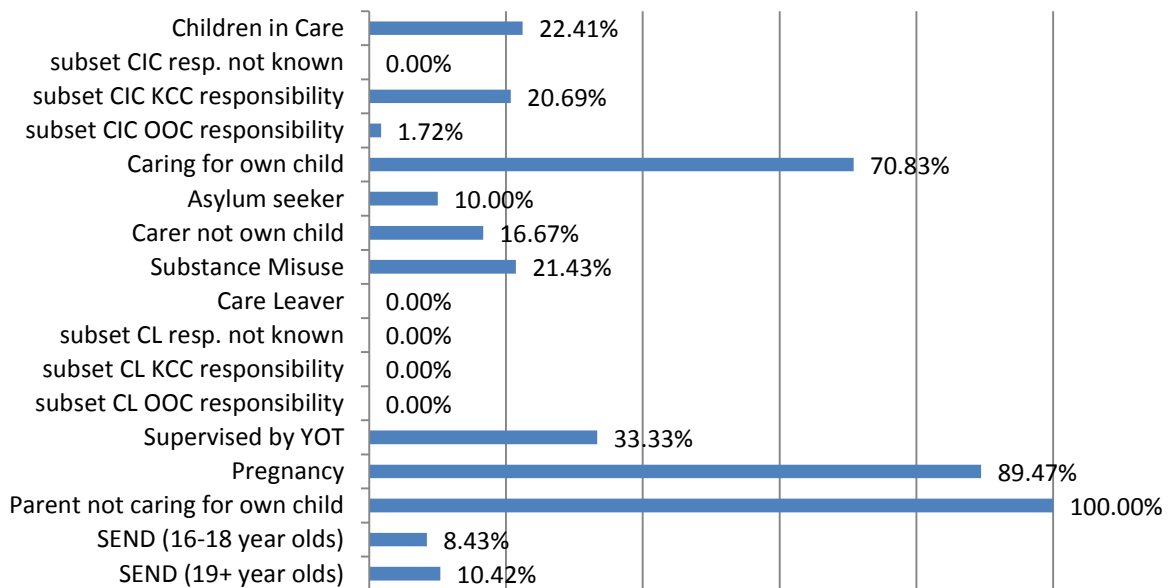
<b>16-18 Year old NEET Leavers &amp; Joiners</b>	<b>Aged 16</b>	<b>Aged 17</b>	<b>Aged 18</b>	<b>16-18 Total</b>	<b>Aged 19</b>
Leaving NEET Total	2	4	13	19	8
Education	0	0	0	0	0
Employment	0	2	12	14	1
Government supported training	2	2	0	4	0
Re-engagement Provision	0	0	0	0	0
Transfer to another LA	0	0	0	0	0
Age reached where no active record required	0	0	0	0	7
Left England so no longer active record	0	0	0	0	0
Found to be a duplicate record	0	0	0	0	0
Deceased	0	0	0	0	0
Custodial Sentence	0	0	0	0	0
Cannot Be Contacted	0	0	0	0	0
Refused to disclose activity	0	0	0	0	0
Unknown Activity	0	0	0	0	0
Other Reason	0	0	1	1	0
Joining NEET Total	8	14	9	31	2
Education	2	0	0	2	0
Employment	0	1	0	1	0
Training	1	1	0	2	0
Re-engagement Provision	0	0	0	0	0
From other area	0	0	0	0	0
Other (inc custodial sentence)	5	12	9	26	2
Joiners>Leavers	-6	-10	4	-12	6

<b>16-18 Year Old NEET Labour Market Summary</b>	<b>No</b>	<b>%</b>
<b>Available:</b>		
Working not for reward	3	2.36%
Not yet ready for work or learning	9	7.09%
Start Date agreed (other)	4	3.15%
Start Date agreed (RPA compliant)	0	0.00%
Seeking EET	111	87.40%
Available Total	127	100%
<b>Unavailable:</b>		
Young carers	1	3.85%
Teenage parents	12	46.15%
Illness	4	15.38%
Pregnancy	9	34.62%
Religious grounds	0	0.00%
Unlikely to be economically active	0	0.00%
Other reason	0	0.00%
Unavailable Total	26	100%

# NEET Leavers and Joiners



## % of Vulnerable Cohorts who are NEET



# Education and Young People's Services Performance Management

## NEET Monthly Report - Gravesham

16-18 year old cohort by Vulnerable Group	Dec-15	Nov-15	Oct-15	Sep-15	Aug-15	Jul-15	Jun-15	May-15	Apr-15	Mar-15	Feb-15	Jan-15	Dec-14
Children in Care	94	92	52	48	40	42	45	42	45	42	43	45	42
subset CIC resp. not known	1	1	1	1	1	1							
subset CIC KCC responsibility	75	73	35	34	25	27							
subset CIC OOC responsibility	18	18	16	13	14	14							
Caring for own child	23	22	18	17	27	24	22	22	20	17	17	17	15
Asylum seeker	36	36	3	3	4	4	4	4	4	4	4	4	4
Carer not own child	5	4	4	5	7	7	7	8	7	7	7	7	7
Substance Misuse	3	3	3	3	3	4	4	3	3	3	3	3	2
Care Leaver	1	1	1	1	6	6	6	6	6	6	6	6	6
subset CL resp. not known	0	0	0	0	0	0							
subset CL KCC responsibility	1	1	1	1	6	6							
subset CL OOC responsibility	0	0	0	0	0	0							
Supervised by YOT	6	5	17	17	20	21	24	23	22	20	19	18	18
Pregnancy	12	13	16	16	27	31	31	20	18	18	18	17	17
Parent not caring for own child	0	0	0	0	1	1	1	1	1	1	1	1	1
SEND (16-18 year olds)	166	165	165	156	153	153	155	156	156	156	156	156	153
SEND (19+ year olds)	39	41	42	43	296	297	297	297	297	297	297	296	296
Total 16-18 cohort with at least one vulnerable group	283	279	248	237	255	257	259	247	244	240	240	240	233

16-18 year old NEET by Vulnerable Group	Dec-15	Nov-15	Oct-15	Sep-15	Aug-15	Jul-15	Jun-15	May-15	Apr-15	Mar-15	Feb-15	Jan-15	Dec-14
Children in Care	20	17	16	13	15	14	14	13	16	11	11	11	11
subset CIC resp. not known	1	1	1	1	1	1							
subset CIC KCC responsibility	17	14	13	11	10	9							
subset CIC OOC responsibility	2	2	2	1	4	4							
Caring for own child	17	17	13	13	20	19	17	17	15	12	11	11	9
Asylum seeker	1	1	2	2	1	1	1	1	1	1	1	1	1
Carer not own child	2	1	1	1	3	3	2	2	2	2	2	2	2
Substance Misuse	1	1	1	1	2	2	2	1	0	0	0	1	0
Care Leaver	0	0	0	0	1	1	1	1	1	1	1	1	1
subset CL resp. not known	0	0	0	0	0	0							
subset CL KCC responsibility	0	0	0	0	1	1							
subset CL OOC responsibility	0	0	0	0	0	0							
Supervised by YOT	3	2	9	9	9	11	13	11	10	9	8	6	9
Pregnancy	5	5	6	6	16	20	20	17	15	15	15	14	14
Parent not caring for own child	0	0	0	0	1	1	1	1	1	1	1	1	1
SEND (16-18 year olds)	21	21	19	16	22	20	19	20	18	18	18	17	17
SEND (19+ year olds)	9	9	8	8	64	65	65	65	65	64	64	63	64
Total 16-18 NEET with at least one vulnerable group	58	54	55	50	76	78	76	70	64	60	57	56	55

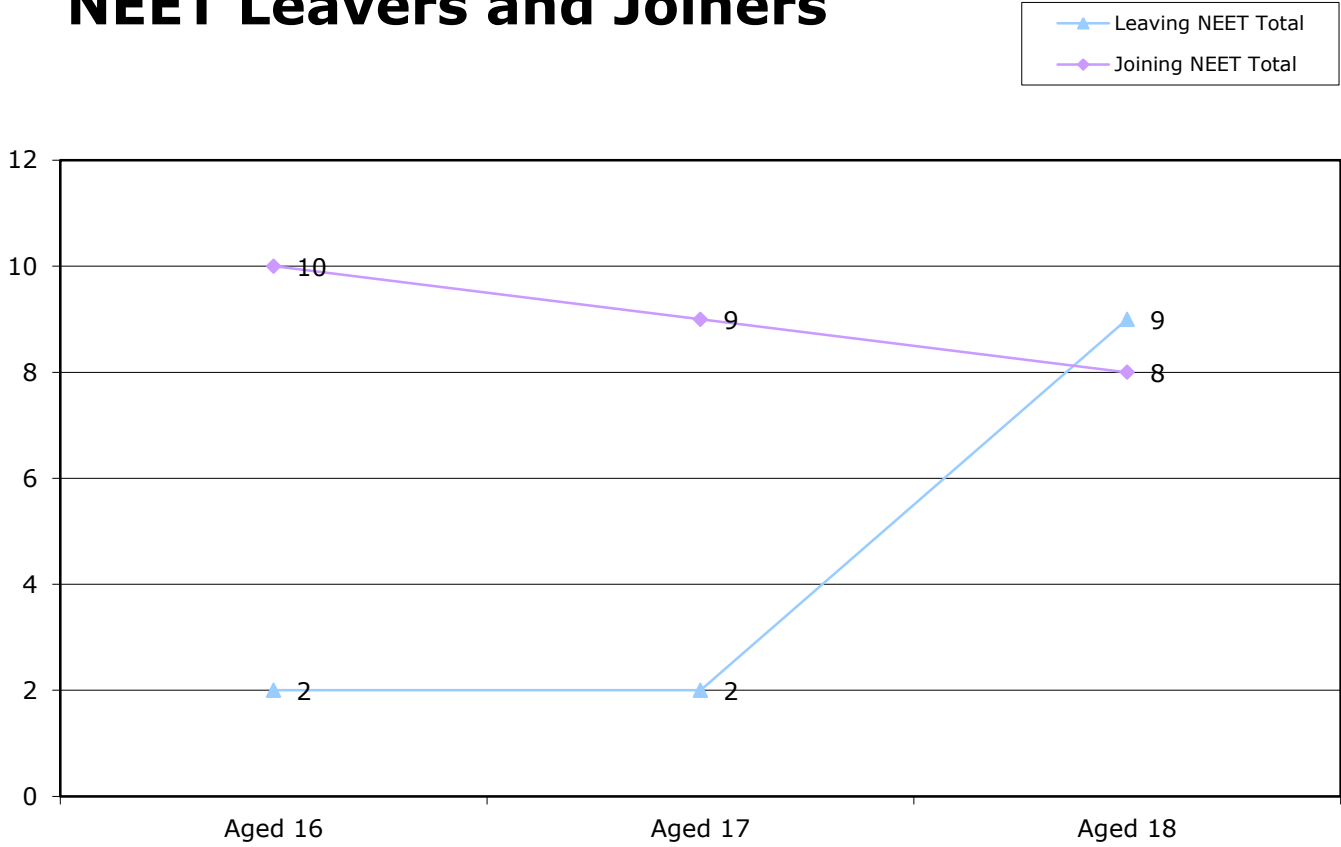
16-18 year old Not Knowns by Vulnerable Group	Dec-15	Nov-15	Oct-15	Sep-15	Aug-15	Jul-15	Jun-15	May-15	Apr-15	Mar-15	Feb-15	Jan-15	Dec-14
Children in Care	8	10	15	26	16	16	8	5	5	5	6	6	6
subset CIC resp. not known	0	0	0	0	0	0							
subset CIC KCC responsibility	3	4	9	15	8	9							
subset CIC OOC responsibility	5	6	6	11	8	7							
Caring for own child	2	2	2	2	5	5	3	3	3	3	3	3	4
Asylum seeker	0	0	0	1	3	2	1	1	1	1	2	2	2
Carer not own child	1	2	2	3	3	3	1	2	2	2	2	2	1
Substance Misuse	0	1	1	1	1	2	1	0	0	0	0	0	0
Care Leaver	1	1	1	1	5	5	3	2	2	3	3	3	2
subset CL resp. not known	0	0	0	0	0	0							
subset CL KCC responsibility	1	1	1	1	5	5							
subset CL OOC responsibility	0	0	0	0	0	0							
Supervised by YOT	2	2	5	4	6	8	6	3	0	1	1	0	0
Pregnancy	4	5	6	8	7	8	1	0	0	0	0	0	0
Parent not caring for own child	0	0	0	0	0	0	0	0	0	0	0	0	0
SEND (16-18 year olds)	30	38	47	77	63	63	19	18	15	16	16	18	19
SEND (19+ year olds)	19	23	26	35	221	219	213	213	209	207	206	208	204
Total not known with at least one vulnerable group	43	55	69	108	94	97	34	31	26	28	29	30	30



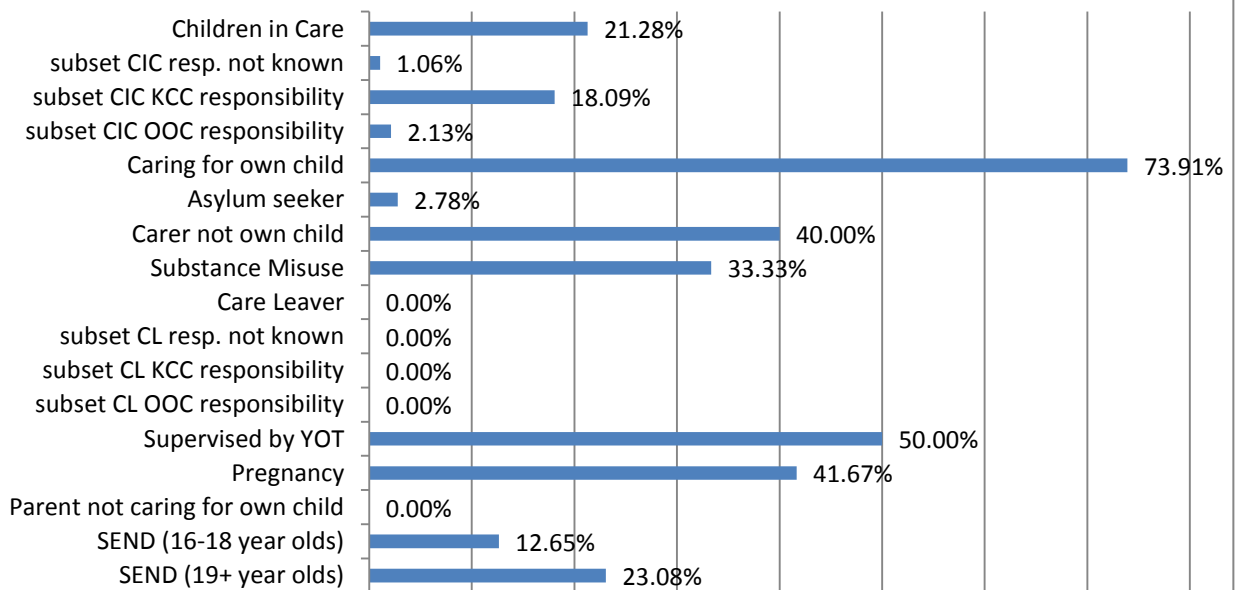
<b>16-18 Year old NEET Leavers &amp; Joiners</b>	<b>Aged 16</b>	<b>Aged 17</b>	<b>Aged 18</b>	<b>16-18 Total</b>	<b>Aged 19</b>
Leaving NEET Total	2	2	9	13	9
Education	1	0	1	2	1
Employment	1	1	8	10	0
Government supported training	0	1	0	1	0
Re-engagement Provision	0	0	0	0	0
Transfer to another LA	0	0	0	0	0
Age reached where no active record required	0	0	0	0	8
Left England so no longer active record	0	0	0	0	0
Found to be a duplicate record	0	0	0	0	0
Deceased	0	0	0	0	0
Custodial Sentence	0	0	0	0	0
Cannot Be Contacted	0	0	0	0	0
Refused to disclose activity	0	0	0	0	0
Unknown Activity	0	0	0	0	0
Other Reason	0	0	0	0	0
Joining NEET Total	10	9	8	27	1
Education	1	0	0	1	1
Employment	1	0	0	1	0
Training	3	1	0	4	0
Re-engagement Provision	0	0	0	0	0
From other area	0	0	0	0	0
Other (inc custodial sentence)	5	8	8	21	0
Joiners>Leavers	-8	-7	1	-14	8

<b>16-18 Year Old NEET Labour Market Summary</b>	<b>No</b>	<b>%</b>
<b>Available:</b>		
Working not for reward	5	2.56%
Not yet ready for work or learning	9	4.62%
Start Date agreed (other)	1	0.51%
Start Date agreed (RPA compliant)	2	1.03%
Seeking EET	178	91.28%
Available Total	195	100%
<b>Unavailable:</b>		
Young carers	1	3.85%
Teenage parents	12	46.15%
Illness	11	42.31%
Pregnancy	2	7.69%
Religious grounds	0	0.00%
Unlikely to be economically active	0	0.00%
Other reason	0	0.00%
Unavailable Total	26	100%

# NEET Leavers and Joiners



## % of Vulnerable Cohorts who are NEET



# Education and Young People's Services Performance Management

## NEET Monthly Report - Maidstone

16-18 year old cohort by Vulnerable Group	Dec-15	Nov-15	Oct-15	Sep-15	Aug-15	Jul-15	Jun-15	May-15	Apr-15	Mar-15	Feb-15	Jan-15	Dec-14
Children in Care	71	69	39	38	43	41	39	39	37	37	39	38	38
subset CIC resp. not known	0	0	0	0	0	0							
subset CIC KCC responsibility	62	60	30	31	35	33							
subset CIC OOC responsibility	9	9	9	7	8	8							
Caring for own child	19	18	14	12	35	35	35	34	33	30	30	27	26
Asylum seeker	33	32	3	2	4	4	4	4	4	4	4	4	4
Carer not own child	4	4	4	4	7	7	7	7	7	7	7	7	7
Substance Misuse	5	7	5	5	7	7	6	6	6	6	7	7	7
Care Leaver	2	2	2	2	8	8	7	7	7	7	7	7	7
subset CL resp. not known	0	0	0	0	0	0							
subset CL KCC responsibility	1	1	2	1	6	6							
subset CL OOC responsibility	1	1	0	1	2	2							
Supervised by YOT	18	9	15	16	14	14	14	14	14	14	14	14	16
Pregnancy	9	9	10	9	17	17	17	15	13	13	12	11	10
Parent not caring for own child	0	0	0	0	1	1	1	1	1	1	1	1	1
SEND (16-18 year olds)	214	214	216	217	208	208	208	208	207	206	206	205	206
SEND (19+ year olds)	56	56	67	72	430	436	436	436	436	436	437	436	436
Total 16-18 cohort with at least one vulnerable group	318	311	282	280	314	312	309	306	302	298	297	293	293

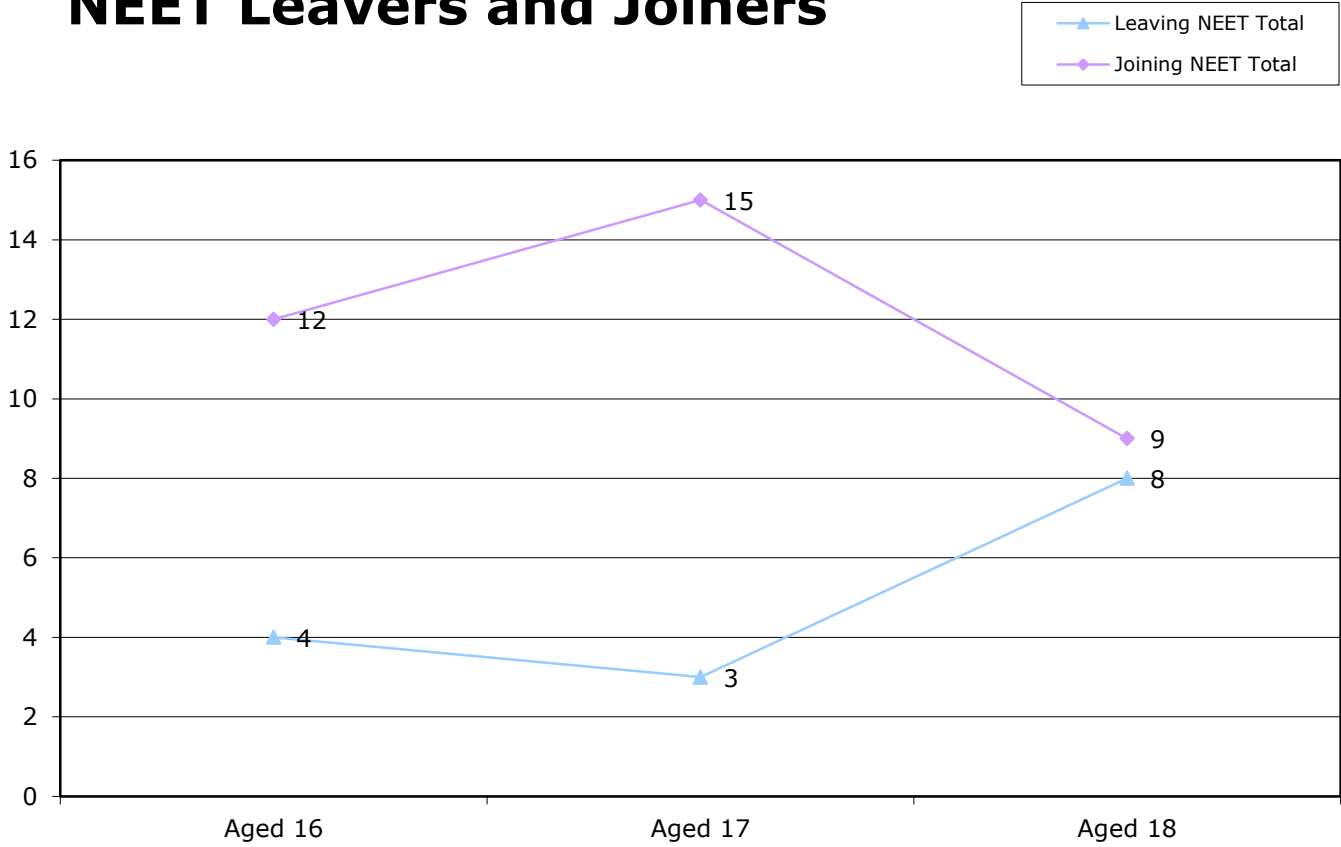
16-18 year old NEET by Vulnerable Group	Dec-15	Nov-15	Oct-15	Sep-15	Aug-15	Jul-15	Jun-15	May-15	Apr-15	Mar-15	Feb-15	Jan-15	Dec-14
Children in Care	12	9	8	9	10	11	9	9	8	9	9	8	6
subset CIC resp. not known	0	0	0	0	0	0							
subset CIC KCC responsibility	12	9	8	9	9	10							
subset CIC OOC responsibility	0	0	0	0	1	1							
Caring for own child	16	15	11	9	26	26	26	25	24	21	21	18	17
Asylum seeker	0	0	0	0	0	0	0	0	0	0	0	0	0
Carer not own child	3	3	2	2	4	4	4	4	4	4	4	5	6
Substance Misuse	2	4	0	2	0	0	0	0	0	1	1	2	1
Care Leaver	1	1	1	1	4	4	3	3	3	3	3	3	3
subset CL resp. not known	0	0	0	0	0	0							
subset CL KCC responsibility	1	1	1	1	4	4							
subset CL OOC responsibility	0	0	0	0	0	0							
Supervised by YOT	9	6	10	11	6	7	7	8	8	9	8	7	8
Pregnancy	4	4	6	5	14	14	14	14	13	13	12	10	9
Parent not caring for own child	0	0	0	0	0	0	0	0	0	0	0	1	1
SEND (16-18 year olds)	11	10	11	12	16	17	15	14	16	18	16	15	15
SEND (19+ year olds)	6	6	8	11	98	101	101	101	101	102	100	97	94
Total 16-18 NEET with at least one vulnerable group	49	43	38	38	69	69	66	65	65	65	61	58	56

16-18 year old Not Knowns by Vulnerable Group	Dec-15	Nov-15	Oct-15	Sep-15	Aug-15	Jul-15	Jun-15	May-15	Apr-15	Mar-15	Feb-15	Jan-15	Dec-14
Children in Care	9	10	13	20	20	17	8	9	7	6	7	7	5
subset CIC resp. not known	0	0	0	0	0	0							
subset CIC KCC responsibility	6	6	9	15	15	12							
subset CIC OOC responsibility	3	4	4	5	5	5							
Caring for own child	1	1	2	2	6	5	4	3	4	3	3	2	3
Asylum seeker	0	1	0	2	3	3	1	1	1	1	1	1	1
Carer not own child	0	0	1	2	2	2	0	0	0	0	0	0	0
Substance Misuse	1	1	1	2	4	4	3	3	3	3	3	3	1
Care Leaver	1	1	0	0	2	1	1	1	1	1	1	1	0
subset CL resp. not known	0	0	0	0	0	0							
subset CL KCC responsibility	0	0	0	0	1	0							
subset CL OOC responsibility	1	1	0	0	1	1							
Supervised by YOT	1	1	2	4	4	4	3	3	1	1	0	0	0
Pregnancy	2	2	1	1	0	0	0	0	0	0	0	1	0
Parent not caring for own child	0	0	0	0	0	0	0	0	0	0	0	0	0
SEND (16-18 year olds)	42	45	59	127	104	101	44	41	37	34	36	39	39
SEND (19+ year olds)	16	19	31	57	323	321	292	291	281	269	272	273	279
Total not known with at least one vulnerable group	51	56	74	151	137	129	60	56	50	46	47	50	46

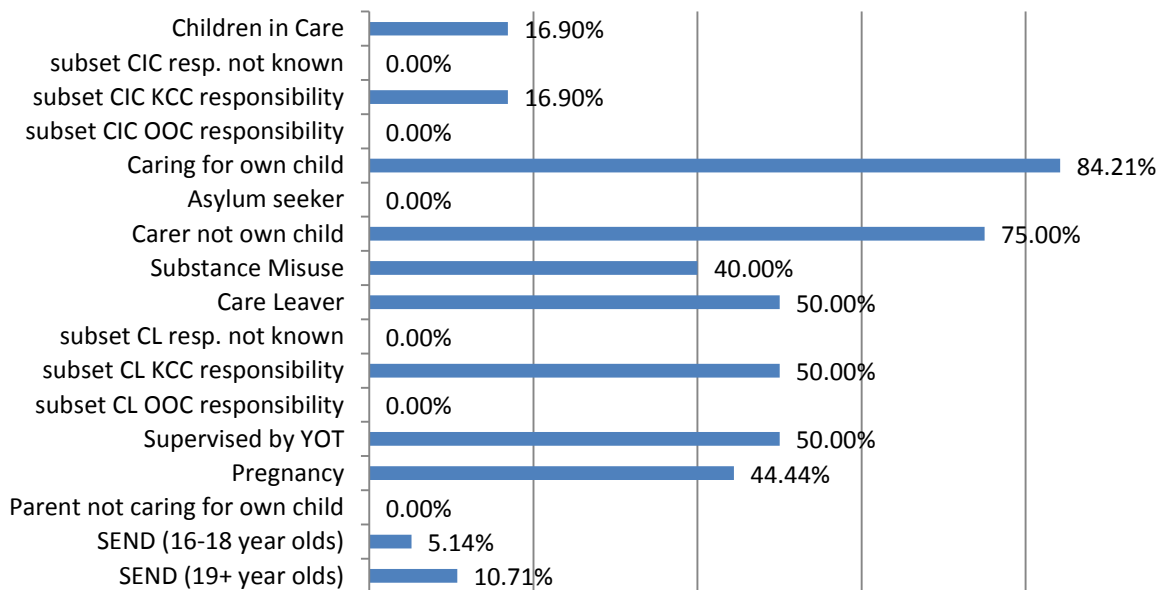
<b>16-18 Year old NEET Leavers &amp; Joiners</b>	<b>Aged 16</b>	<b>Aged 17</b>	<b>Aged 18</b>	<b>16-18 Total</b>	<b>Aged 19</b>
Leaving NEET Total	4	3	8	15	7
Education	1	0	0	1	1
Employment	2	2	7	11	0
Government supported training	1	1	1	3	0
Re-engagement Provision	0	0	0	0	0
Transfer to another LA	0	0	0	0	1
Age reached where no active record required	0	0	0	0	5
Left England so no longer active record	0	0	0	0	0
Found to be a duplicate record	0	0	0	0	0
Deceased	0	0	0	0	0
Custodial Sentence	0	0	0	0	0
Cannot Be Contacted	0	0	0	0	0
Refused to disclose activity	0	0	0	0	0
Unknown Activity	0	0	0	0	0
Other Reason	0	0	0	0	0
Joining NEET Total	12	15	9	36	0
Education	5	3	2	10	0
Employment	2	1	0	3	0
Training	0	1	1	2	0
Re-engagement Provision	0	0	0	0	0
From other area	0	0	0	0	0
Other (inc custodial sentence)	5	10	6	21	0
Joiners>Leavers	-8	-12	-1	-21	7

<b>16-18 Year Old NEET Labour Market Summary</b>	<b>No</b>	<b>%</b>
<b>Available:</b>		
Working not for reward	3	1.42%
Not yet ready for work or learning	5	2.37%
Start Date agreed (other)	3	1.42%
Start Date agreed (RPA compliant)	5	2.37%
Seeking EET	195	92.42%
Available Total	211	100%
<b>Unavailable:</b>		
Young carers	0	0.00%
Teenage parents	14	45.16%
Illness	14	45.16%
Pregnancy	2	6.45%
Religious grounds	0	0.00%
Unlikely to be economically active	1	3.23%
Other reason	0	0.00%
Unavailable Total	31	100%

# NEET Leavers and Joiners



## % of Vulnerable Cohorts who are NEET



# Education and Young People's Services Performance Management

## NEET Monthly Report - Sevenoaks

16-18 year old cohort by Vulnerable Group	Dec-15	Nov-15	Oct-15	Sep-15	Aug-15	Jul-15	Jun-15	May-15	Apr-15	Mar-15	Feb-15	Jan-15	Dec-14
Children in Care	23	22	21	23	16	17	17	14	14	14	14	14	15
subset CIC resp. not known	0	0	0	0	0	0							
subset CIC KCC responsibility	7	7	6	6	4	5							
subset CIC OOC responsibility	16	15	15	17	12	12							
Caring for own child	6	6	6	5	13	13	13	12	11	11	11	11	10
Asylum seeker	1	1	0	0	0	0	0	0	0	0	0	0	0
Carer not own child	4	4	3	3	4	4	4	4	4	3	3	3	3
Substance Misuse	2	2	2	2	4	4	4	5	5	5	5	4	4
Care Leaver	0	0	0	0	0	0	0	0	0	0	0	0	0
subset CL resp. not known	0	0	0	0	0	0							
subset CL KCC responsibility	0	0	0	0	0	0							
subset CL OOC responsibility	0	0	0	0	0	0							
Supervised by YOT	9	7	13	14	17	18	18	18	18	18	18	18	20
Pregnancy	4	5	4	4	9	9	9	8	8	8	5	5	3
Parent not caring for own child	0	0	0	0	0	0	0	0	0	0	0	0	0
SEND (16-18 year olds)	128	129	130	135	114	115	115	115	115	115	115	115	116
SEND (19+ year olds)	32	33	35	37	230	232	232	232	232	232	232	232	232
Total 16-18 cohort with at least one vulnerable group	162	162	165	170	162	164	164	161	160	159	156	155	155

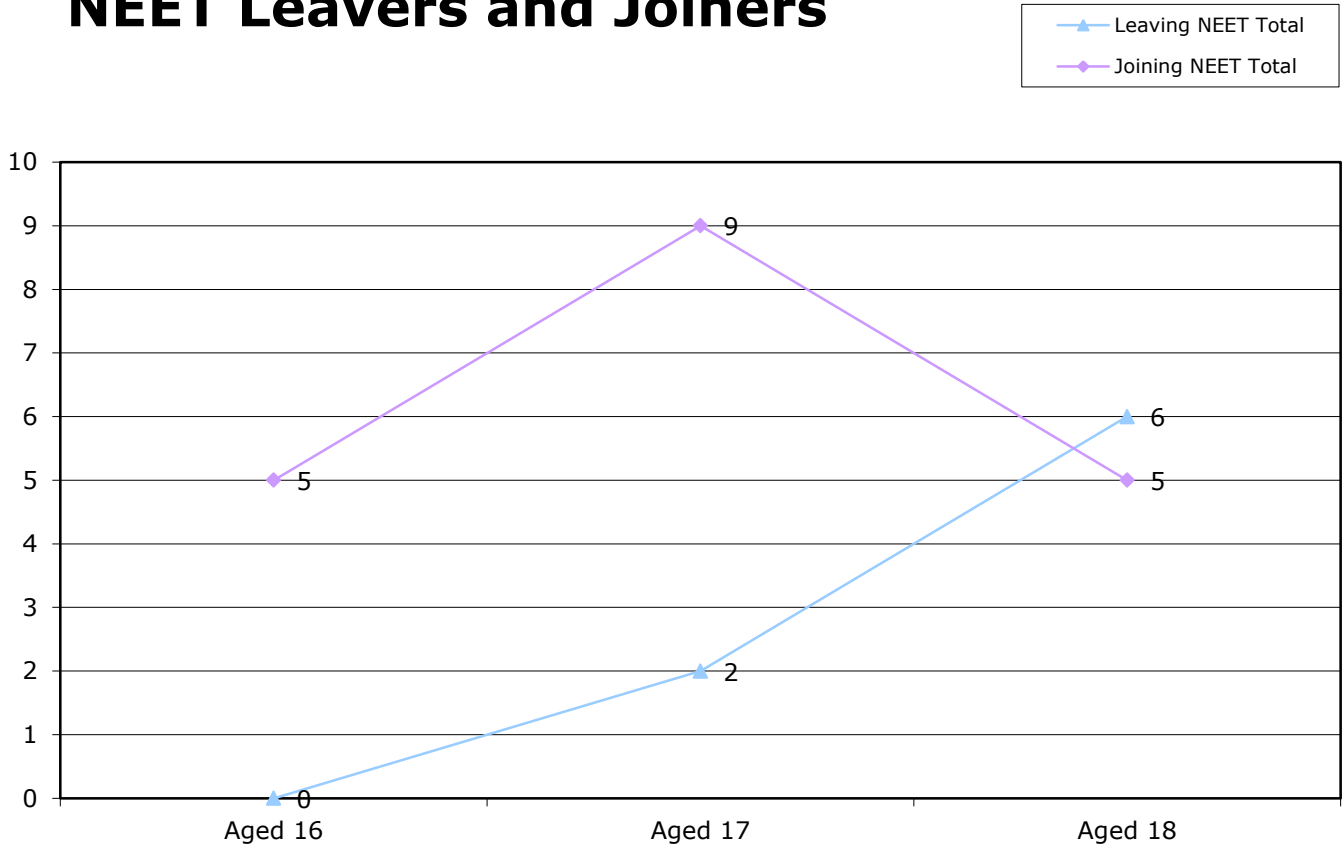
16-18 year old NEET by Vulnerable Group	Dec-15	Nov-15	Oct-15	Sep-15	Aug-15	Jul-15	Jun-15	May-15	Apr-15	Mar-15	Feb-15	Jan-15	Dec-14
Children in Care	2	1	1	1	1	1	1	1	1	1	1	1	1
subset CIC resp. not known	0	0	0	0	0	0							
subset CIC KCC responsibility	1	1	1	1	0	0							
subset CIC OOC responsibility	1	0	0	0	1	1							
Caring for own child	4	3	3	2	8	8	8	7	7	7	7	7	6
Asylum seeker	0	0	0	0	0	0	0	0	0	0	0	0	0
Carer not own child	1	1	0	0	1	1	1	1	1	0	0	0	1
Substance Misuse	0	0	0	1	1	1	1	2	2	1	1	1	1
Care Leaver	0	0	0	0	0	0	0	0	0	0	0	0	0
subset CL resp. not known	0	0	0	0	0	0							
subset CL KCC responsibility	0	0	0	0	0	0							
subset CL OOC responsibility	0	0	0	0	0	0							
Supervised by YOT	4	2	3	4	3	3	3	2	2	2	2	2	3
Pregnancy	4	5	4	4	7	7	7	6	6	6	3	3	2
Parent not caring for own child	0	0	0	0	0	0	0	0	0	0	0	0	0
SEND (16-18 year olds)	8	6	5	4	4	4	4	4	4	4	3	3	3
SEND (19+ year olds)	3	3	2	2	30	32	31	32	31	31	31	32	32
Total 16-18 NEET with at least one vulnerable group	19	16	14	14	23	23	23	21	21	19	15	15	15

16-18 year old Not Knowns by Vulnerable Group	Dec-15	Nov-15	Oct-15	Sep-15	Aug-15	Jul-15	Jun-15	May-15	Apr-15	Mar-15	Feb-15	Jan-15	Dec-14
Children in Care	7	8	9	16	8	7	4	3	3	3	3	3	5
subset CIC resp. not known	0	0	0	0	0	0							
subset CIC KCC responsibility	2	2	2	2	1	2							
subset CIC OOC responsibility	5	6	7	14	7	5							
Caring for own child	0	2	2	1	2	2	1	0	0	0	0	0	0
Asylum seeker	0	0	0	0	0	0	0	0	0	0	0	0	0
Carer not own child	2	2	2	3	2	2	2	2	2	1	1	1	1
Substance Misuse	0	0	0	0	2	2	2	1	1	1	1	0	0
Care Leaver	0	0	0	0	0	0	0	0	0	0	0	0	0
subset CL resp. not known	0	0	0	0	0	0							
subset CL KCC responsibility	0	0	0	0	0	0							
subset CL OOC responsibility	0	0	0	0	0	0							
Supervised by YOT	2	2	5	8	7	4	2	1	1	2	0	0	1
Pregnancy	0	0	0	0	2	2	1	1	1	0	0	0	0
Parent not caring for own child	0	0	0	0	0	0	0	0	0	0	0	0	0
SEND (16-18 year olds)	14	20	36	77	44	41	17	12	11	10	9	9	11
SEND (19+ year olds)	19	20	23	32	190	188	187	186	183	173	173	164	165
Total not known with at least one vulnerable group	22	30	48	94	60	55	25	18	17	15	13	12	16

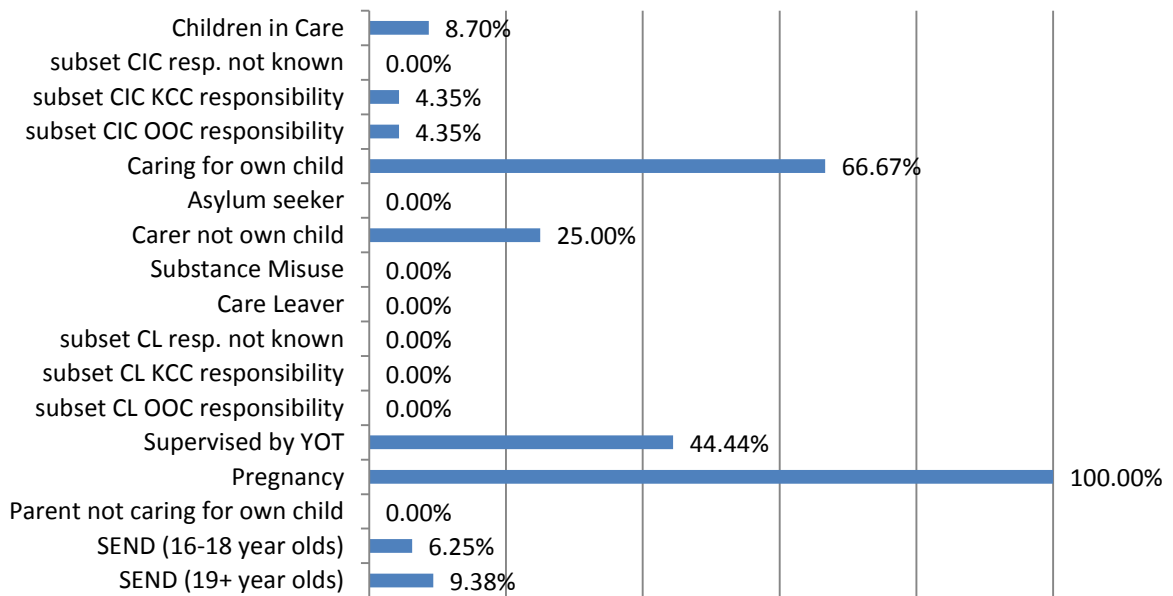
<b>16-18 Year old NEET Leavers &amp; Joiners</b>	<b>Aged 16</b>	<b>Aged 17</b>	<b>Aged 18</b>	<b>16-18 Total</b>	<b>Aged 19</b>
Leaving NEET Total	0	2	6	8	4
Education	0	0	0	0	0
Employment	0	2	6	8	1
Government supported training	0	0	0	0	0
Re-engagement Provision	0	0	0	0	0
Transfer to another LA	0	0	0	0	0
Age reached where no active record required	0	0	0	0	3
Left England so no longer active record	0	0	0	0	0
Found to be a duplicate record	0	0	0	0	0
Deceased	0	0	0	0	0
Custodial Sentence	0	0	0	0	0
Cannot Be Contacted	0	0	0	0	0
Refused to disclose activity	0	0	0	0	0
Unknown Activity	0	0	0	0	0
Other Reason	0	0	0	0	0
Joining NEET Total	5	9	5	19	0
Education	0	0	0	0	0
Employment	0	0	1	1	0
Training	0	0	0	0	0
Re-engagement Provision	0	0	0	0	0
From other area	0	0	0	0	0
Other (inc custodial sentence)	5	9	4	18	0
Joiners>Leavers	-5	-7	1	-11	4

<b>16-18 Year Old NEET Labour Market Summary</b>	<b>No</b>	<b>%</b>
<b>Available:</b>		
Working not for reward	6	5.00%
Not yet ready for work or learning	4	3.33%
Start Date agreed (other)	0	0.00%
Start Date agreed (RPA compliant)	0	0.00%
Seeking EET	110	91.67%
Available Total	120	100%
<b>Unavailable:</b>		
Young carers	1	7.14%
Teenage parents	2	14.29%
Illness	8	57.14%
Pregnancy	3	21.43%
Religious grounds	0	0.00%
Unlikely to be economically active	0	0.00%
Other reason	0	0.00%
Unavailable Total	14	100%

# NEET Leavers and Joiners



## % of Vulnerable Cohorts who are NEET





# Education and Young People's Services Performance Management

## NEET Monthly Report - Shepway

16-18 year old cohort by Vulnerable Group	Dec-15	Nov-15	Oct-15	Sep-15	Aug-15	Jul-15	Jun-15	May-15	Apr-15	Mar-15	Feb-15	Jan-15	Dec-14
Children in Care	112	110	76	70	60	61	62	62	59	59	61	61	62
subset CIC resp. not known	1	1	0	0	0	0							
subset CIC KCC responsibility	96	93	59	54	50	51							
subset CIC OOC responsibility	15	16	17	16	10	10							
Caring for own child	18	17	18	17	48	48	47	41	38	34	34	33	30
Asylum seeker	39	38	5	2	2	2	2	2	2	2	2	2	2
Carer not own child	2	2	1	1	4	4	4	4	4	4	3	3	1
Substance Misuse	5	5	5	5	9	9	9	9	9	9	9	9	9
Care Leaver	4	4	4	4	17	18	18	18	18	18	16	16	15
subset CL resp. not known	0	0	0	0	0	0							
subset CL KCC responsibility	4	4	4	4	17	18							
subset CL OOC responsibility	0	0	0	0	0	0							
Supervised by YOT	6	6	25	25	27	26	26	27	26	25	25	24	26
Pregnancy	13	12	13	13	23	21	21	19	17	15	15	14	15
Parent not caring for own child	2	2	2	2	4	4	4	4	4	4	4	4	4
SEND (16-18 year olds)	162	163	162	152	154	154	154	153	153	153	153	152	153
SEND (19+ year olds)	43	45	51	54	285	286	286	286	286	286	287	287	288
Total 16-18 cohort with at least one vulnerable group	289	288	272	258	307	306	305	300	292	286	285	281	278

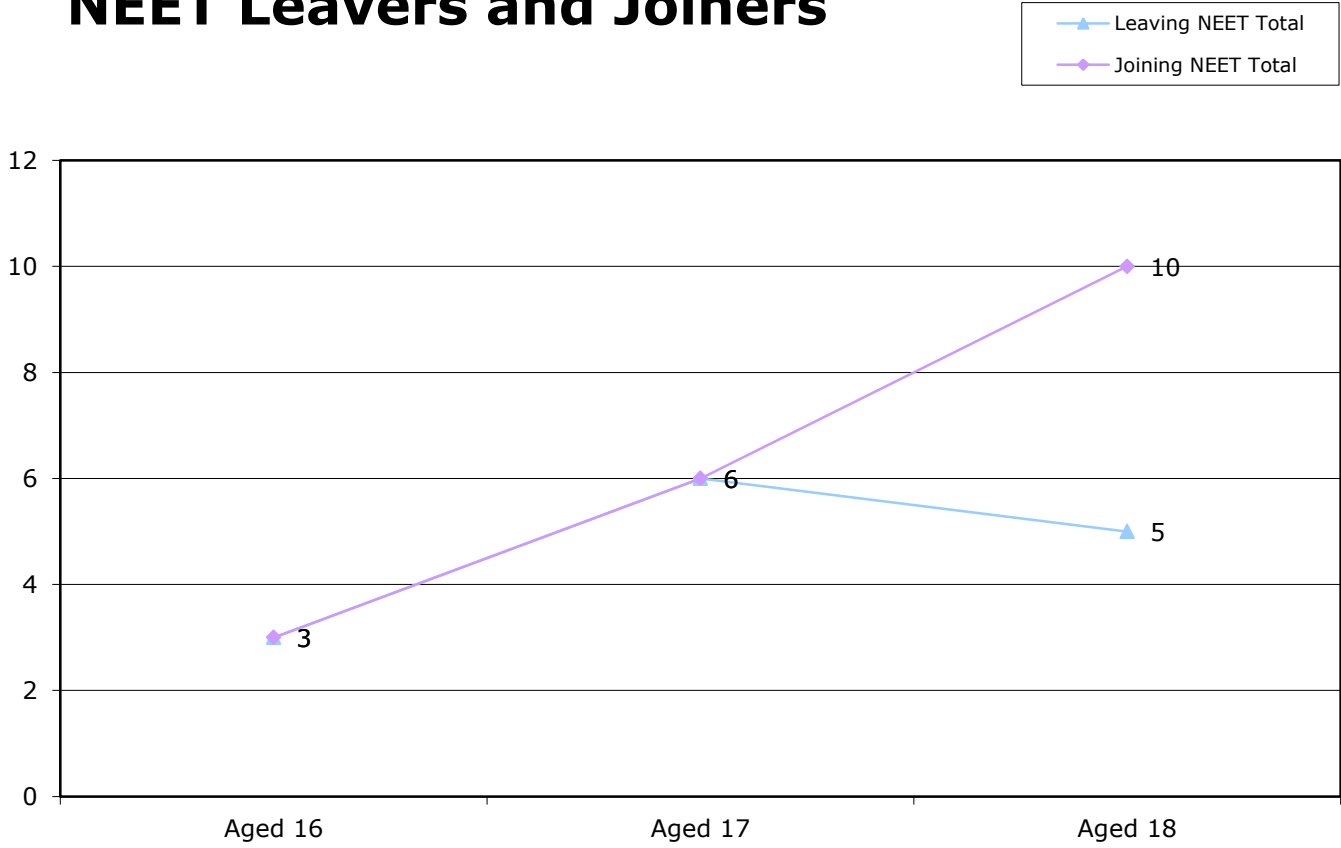
16-18 year old NEET by Vulnerable Group	Dec-15	Nov-15	Oct-15	Sep-15	Aug-15	Jul-15	Jun-15	May-15	Apr-15	Mar-15	Feb-15	Jan-15	Dec-14
Children in Care	11	10	10	9	11	11	11	11	10	11	10	11	14
subset CIC resp. not known	0	0	0	0	0	0							
subset CIC KCC responsibility	11	10	9	8	10	10							
subset CIC OOC responsibility	0	0	1	1	1	1							
Caring for own child	13	12	12	12	34	34	34	28	26	22	22	19	14
Asylum seeker	1	1	2	1	1	1	1	1	1	1	1	1	2
Carer not own child	2	2	1	1	3	3	3	3	3	3	2	2	0
Substance Misuse	0	0	0	0	1	1	1	1	1	1	1	1	1
Care Leaver	1	1	1	1	7	7	7	7	6	6	6	6	5
subset CL resp. not known	0	0	0	0	0	0							
subset CL KCC responsibility	1	1	1	1	7	7							
subset CL OOC responsibility	0	0	0	0	0	0							
Supervised by YOT	0	0	5	6	9	8	8	9	7	6	5	5	5
Pregnancy	7	6	7	7	15	13	13	14	13	11	11	11	9
Parent not caring for own child	0	0	0	0	1	1	1	1	1	1	1	1	1
SEND (16-18 year olds)	13	15	13	13	18	16	15	14	15	17	15	15	14
SEND (19+ year olds)	9	9	10	12	77	77	77	77	76	77	75	75	72
Total 16-18 NEET with at least one vulnerable group	43	42	44	44	88	83	82	79	74	70	66	63	55

16-18 year old Not Knowns by Vulnerable Group	Dec-15	Nov-15	Oct-15	Sep-15	Aug-15	Jul-15	Jun-15	May-15	Apr-15	Mar-15	Feb-15	Jan-15	Dec-14
Children in Care	15	20	26	34	27	21	10	10	6	5	4	4	3
subset CIC resp. not known	0	0	0	0	0	0							
subset CIC KCC responsibility	13	17	21	26	23	17							
subset CIC OOC responsibility	2	3	5	8	4	4							
Caring for own child	3	3	4	3	9	9	6	6	7	6	6	7	7
Asylum seeker	3	4	0	0	0	0	0	0	0	0	0	0	0
Carer not own child	0	0	0	0	1	1	1	1	0	0	0	0	0
Substance Misuse	2	2	2	3	4	5	3	2	2	1	1	2	1
Care Leaver	2	2	2	2	7	7	4	4	3	3	2	3	3
subset CL resp. not known	0	0	0	0	0	0							
subset CL KCC responsibility	2	2	2	2	7	7							
subset CL OOC responsibility	0	0	0	0	0	0							
Supervised by YOT	2	3	13	12	12	12	6	6	4	1	0	0	1
Pregnancy	4	4	4	4	4	3	2	1	1	1	1	1	3
Parent not caring for own child	2	2	2	2	3	3	2	2	2	1	0	0	0
SEND (16-18 year olds)	23	27	35	76	74	72	30	27	24	19	17	18	21
SEND (19+ year olds)	25	26	33	38	198	195	184	184	178	165	161	159	166
Total not known with at least one vulnerable group	42	51	75	122	125	116	54	49	42	31	27	31	35

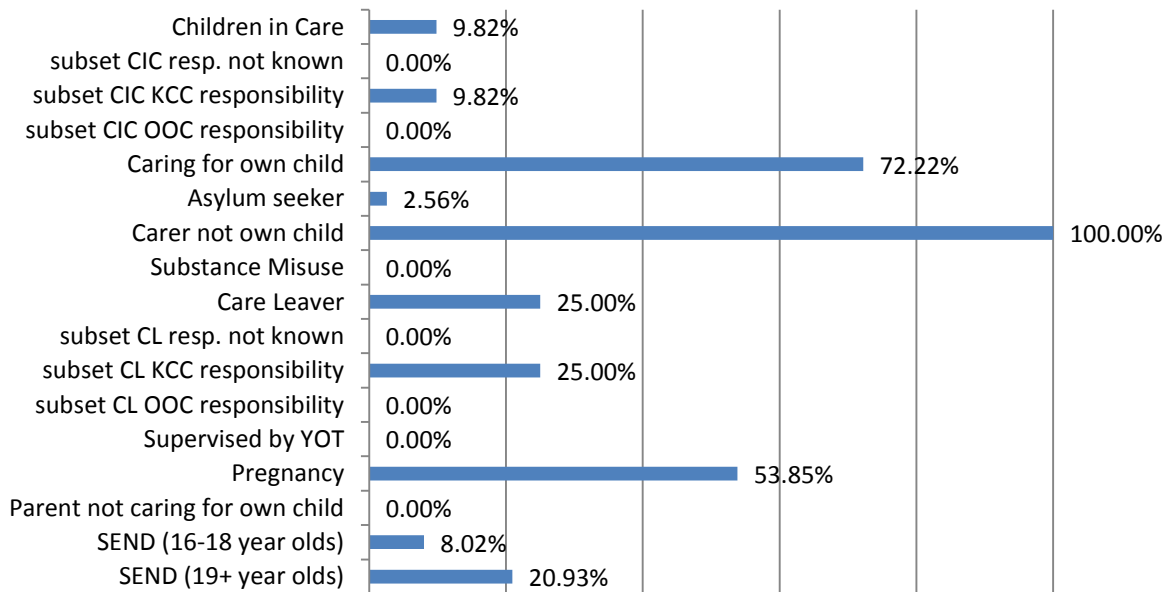
<b>16-18 Year old NEET Leavers &amp; Joiners</b>	<b>Aged 16</b>	<b>Aged 17</b>	<b>Aged 18</b>	<b>16-18 Total</b>	<b>Aged 19</b>
Leaving NEET Total	3	6	5	14	10
Education	0	0	0	0	0
Employment	1	1	3	5	0
Government supported training	2	3	1	6	0
Re-engagement Provision	0	0	0	0	0
Transfer to another LA	0	1	0	1	0
Age reached where no active record required	0	0	0	0	10
Left England so no longer active record	0	0	0	0	0
Found to be a duplicate record	0	0	0	0	0
Deceased	0	0	0	0	0
Custodial Sentence	0	1	0	1	0
Cannot Be Contacted	0	0	0	0	0
Refused to disclose activity	0	0	0	0	0
Unknown Activity	0	0	0	0	0
Other Reason	0	0	1	1	0
Joining NEET Total	3	6	10	19	0
Education	0	1	0	1	0
Employment	0	0	3	3	0
Training	0	0	1	1	0
Re-engagement Provision	0	0	0	0	0
From other area	0	0	0	0	0
Other (inc custodial sentence)	3	5	6	14	0
Joiners>Leavers	0	0	-5	-5	10

<b>16-18 Year Old NEET Labour Market Summary</b>	<b>No</b>	<b>%</b>
<b>Available:</b>		
Working not for reward	3	2.48%
Not yet ready for work or learning	6	4.96%
Start Date agreed (other)	1	0.83%
Start Date agreed (RPA compliant)	3	2.48%
Seeking EET	108	89.26%
Available Total	121	100%
<b>Unavailable:</b>		
Young carers	2	7.69%
Teenage parents	10	38.46%
Illness	10	38.46%
Pregnancy	4	15.38%
Religious grounds	0	0.00%
Unlikely to be economically active	0	0.00%
Other reason	0	0.00%
Unavailable Total	26	100%

# NEET Leavers and Joiners



## % of Vulnerable Cohorts who are NEET



# Education and Young People's Services Performance Management

## NEET Monthly Report - Swale

16-18 year old cohort by Vulnerable Group	Dec-15	Nov-15	Oct-15	Sep-15	Aug-15	Jul-15	Jun-15	May-15	Apr-15	Mar-15	Feb-15	Jan-15	Dec-14
Children in Care	106	105	97	98	91	94	97	93	94	94	94	94	95
subset CIC resp. not known	0	0	0	0	0	1							
subset CIC KCC responsibility	53	52	41	41	46	47							
subset CIC OOC responsibility	53	53	56	57	45	46							
Caring for own child	29	27	24	23	45	44	44	43	38	37	37	36	31
Asylum seeker	14	13	2	2	5	5	5	5	5	5	5	6	6
Carer not own child	9	8	7	7	12	12	12	12	12	10	10	9	7
Substance Misuse	2	2	2	2	3	3	3	3	3	3	3	3	3
Care Leaver	3	3	3	3	8	8	8	8	7	7	7	7	7
subset CL resp. not known	1	1	1	1	0	0							
subset CL KCC responsibility	0	0	0	0	6	6							
subset CL OOC responsibility	2	2	2	2	2	2							
Supervised by YOT	12	12	21	20	20	20	20	18	18	18	18	18	22
Pregnancy	25	22	24	23	37	38	37	34	30	26	23	20	20
Parent not caring for own child	1	1	1	1	2	2	2	2	2	2	2	2	1
SEND (16-18 year olds)	253	252	250	243	227	228	227	227	227	228	228	226	225
SEND (19+ year olds)	53	60	64	69	427	430	430	430	430	430	430	430	430
Total 16-18 cohort with at least one vulnerable group	389	381	374	364	401	403	404	396	387	382	378	372	364

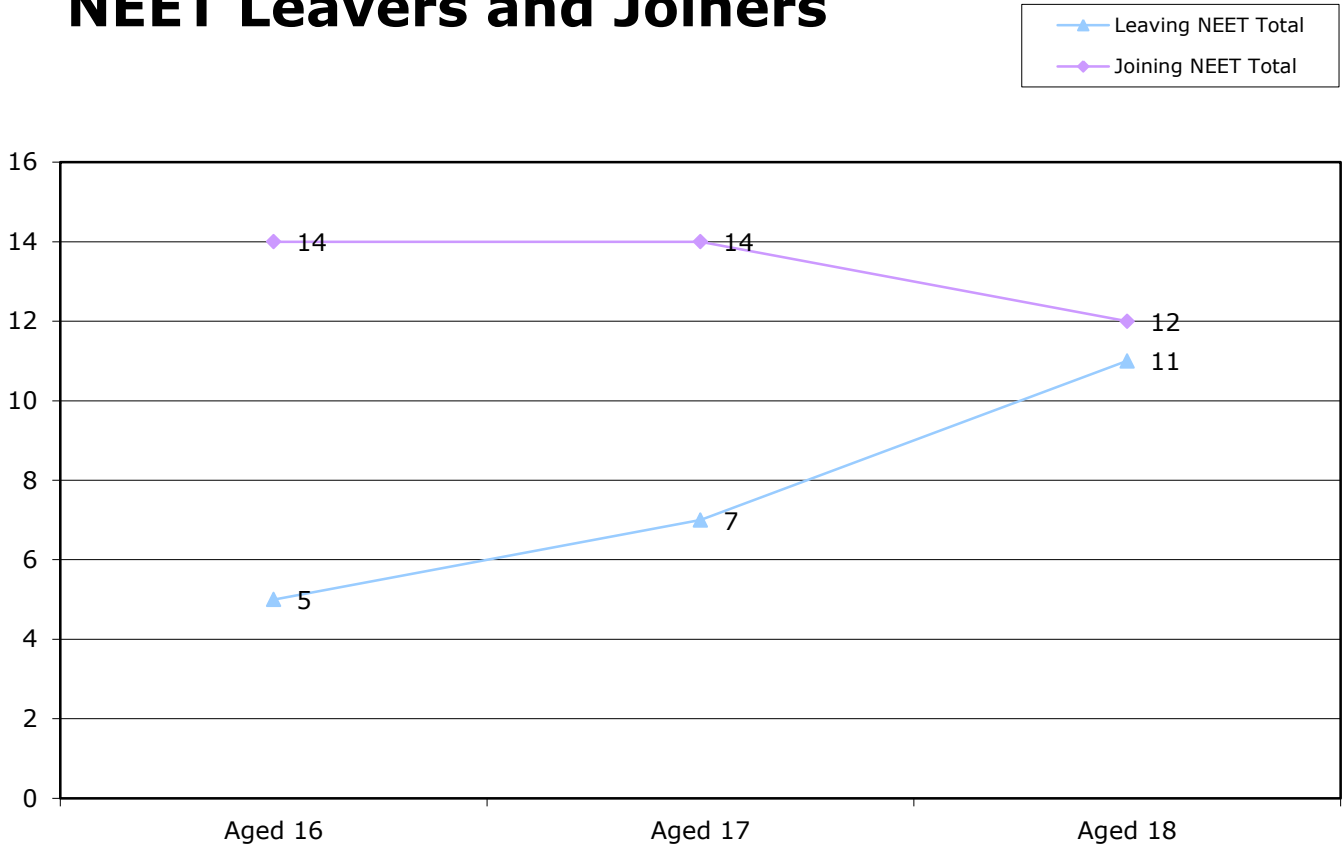
16-18 year old NEET by Vulnerable Group	Dec-15	Nov-15	Oct-15	Sep-15	Aug-15	Jul-15	Jun-15	May-15	Apr-15	Mar-15	Feb-15	Jan-15	Dec-14
Children in Care	10	10	11	8	12	14	12	12	13	12	12	10	10
subset CIC resp. not known	0	0	0	0	0	1							
subset CIC KCC responsibility	6	6	6	5	7	8							
subset CIC OOC responsibility	4	4	5	3	5	5							
Caring for own child	26	23	21	19	39	39	39	38	33	34	34	33	28
Asylum seeker	0	0	0	0	0	0	0	0	0	0	0	0	0
Carer not own child	4	3	2	2	6	6	7	7	6	5	5	4	2
Substance Misuse	0	0	0	0	0	0	0	0	0	0	0	0	0
Care Leaver	1	1	1	2	1	1	1	1	1	1	1	1	1
subset CL resp. not known	0	0	0	1	0	0							
subset CL KCC responsibility	0	0	1	0	0	0							
subset CL OOC responsibility	1	1	0	1	1	1							
Supervised by YOT	5	5	6	5	6	6	4	4	3	3	5	5	6
Pregnancy	17	13	13	13	26	27	26	25	20	18	15	14	13
Parent not caring for own child	1	1	1	1	1	1	1	0	0	0	1	1	0
SEND (16-18 year olds)	30	29	25	26	35	36	30	31	33	30	27	26	25
SEND (19+ year olds)	8	11	11	11	115	118	117	113	112	112	111	112	112
Total 16-18 NEET with at least one vulnerable group	85	76	69	66	116	118	111	110	101	96	92	86	75

16-18 year old Not Knowns by Vulnerable Group	Dec-15	Nov-15	Oct-15	Sep-15	Aug-15	Jul-15	Jun-15	May-15	Apr-15	Mar-15	Feb-15	Jan-15	Dec-14
Children in Care	30	30	48	73	51	41	16	17	14	10	11	10	13
subset CIC resp. not known	0	0	0	0	0	0							
subset CIC KCC responsibility	14	14	20	27	25	20							
subset CIC OOC responsibility	16	16	28	46	26	21							
Caring for own child	1	2	2	2	4	4	3	3	2	2	2	1	1
Asylum seeker	1	1	1	1	4	3	0	0	0	0	0	0	0
Carer not own child	0	0	1	3	5	5	1	1	1	1	1	1	1
Substance Misuse	2	2	2	1	2	2	1	1	1	1	1	0	0
Care Leaver	0	0	0	1	6	6	3	2	2	2	2	2	1
subset CL resp. not known	0	0	0	0	0	0							
subset CL KCC responsibility	0	0	0	0	5	5							
subset CL OOC responsibility	0	0	0	1	1	1							
Supervised by YOT	2	3	11	12	11	9	5	3	3	1	1	0	0
Pregnancy	6	7	10	9	10	8	6	6	6	3	3	3	2
Parent not caring for own child	0	0	0	0	1	1	0	1	0	0	0	0	0
SEND (16-18 year olds)	37	41	66	139	116	107	33	32	32	28	29	29	35
SEND (19+ year olds)	25	26	29	54	301	297	262	262	262	256	257	255	253
Total not known with at least one vulnerable group	65	72	116	202	184	163	59	56	52	41	42	40	46

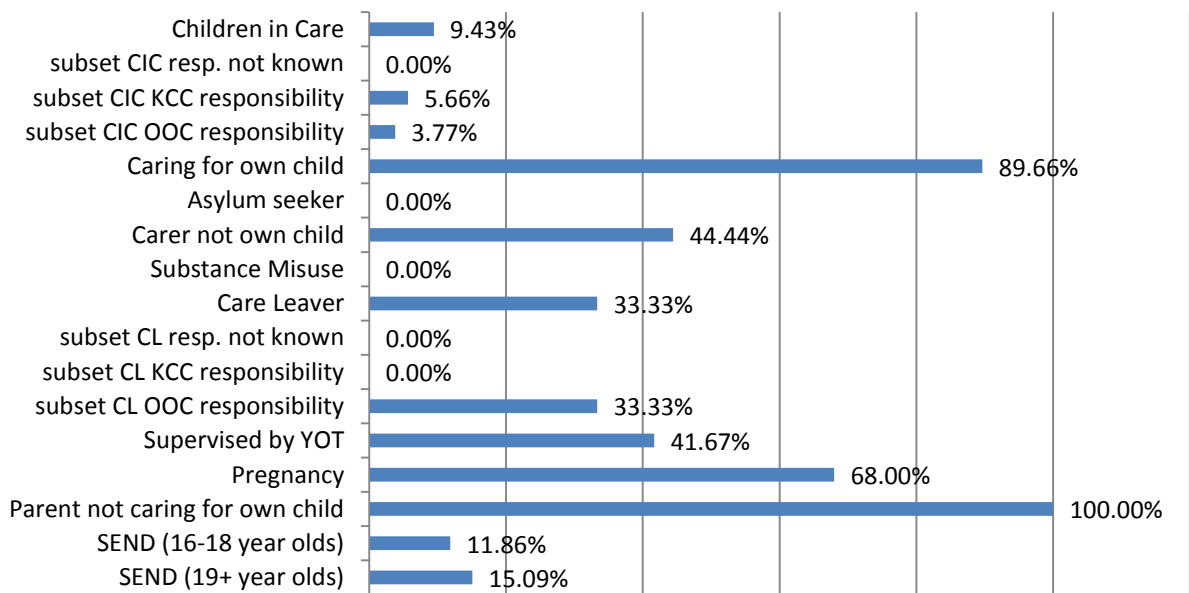
<b>16-18 Year old NEET Leavers &amp; Joiners</b>	<b>Aged 16</b>	<b>Aged 17</b>	<b>Aged 18</b>	<b>16-18 Total</b>	<b>Aged 19</b>
Leaving NEET Total	5	7	11	23	17
Education	1	1	1	3	0
Employment	3	3	9	15	0
Government supported training	1	1	1	3	0
Re-engagement Provision	0	0	0	0	0
Transfer to another LA	0	1	0	1	0
Age reached where no active record required	0	0	0	0	17
Left England so no longer active record	0	0	0	0	0
Found to be a duplicate record	0	0	0	0	0
Deceased	0	0	0	0	0
Custodial Sentence	0	1	0	1	0
Cannot Be Contacted	0	0	0	0	0
Refused to disclose activity	0	0	0	0	0
Unknown Activity	0	0	0	0	0
Other Reason	0	0	0	0	0
Joining NEET Total	14	14	12	40	2
Education	4	4	0	8	0
Employment	0	0	4	4	0
Training	1	0	0	1	0
Re-engagement Provision	0	0	0	0	0
From other area	0	0	0	0	0
Other (inc custodial sentence)	9	10	8	27	2
Joiners>Leavers	-9	-7	-1	-17	15

<b>16-18 Year Old NEET Labour Market Summary</b>	<b>No</b>	<b>%</b>
<b>Available:</b>		
Working not for reward	9	3.73%
Not yet ready for work or learning	5	2.07%
Start Date agreed (other)	1	0.41%
Start Date agreed (RPA compliant)	4	1.66%
Seeking EET	222	92.12%
Available Total	241	100%
<b>Unavailable:</b>		
Young carers	3	5.26%
Teenage parents	22	38.60%
Illness	18	31.58%
Pregnancy	14	24.56%
Religious grounds	0	0.00%
Unlikely to be economically active	0	0.00%
Other reason	0	0.00%
Unavailable Total	57	100%

# NEET Leavers and Joiners



## % of Vulnerable Cohorts who are NEET



# Education and Young People's Services Performance Management

## NEET Monthly Report - Thanet

16-18 year old cohort by Vulnerable Group	Dec-15	Nov-15	Oct-15	Sep-15	Aug-15	Jul-15	Jun-15	May-15	Apr-15	Mar-15	Feb-15	Jan-15	Dec-14
Children in Care	167	166	146	144	157	157	158	154	154	155	154	153	154
subset CIC resp. not known	0	0	0	0	0	0							
subset CIC KCC responsibility	118	116	99	99	105	105							
subset CIC OOC responsibility	49	50	47	45	52	52							
Caring for own child	47	45	40	39	69	69	66	65	66	66	67	66	63
Asylum seeker	24	23	5	5	5	5	5	5	5	5	5	5	5
Carer not own child	10	10	10	10	13	12	12	12	12	11	10	10	10
Substance Misuse	8	8	8	8	6	6	6	6	6	6	6	6	6
Care Leaver	3	3	3	3	18	18	17	17	17	17	17	16	16
subset CL resp. not known	0	0	0	0	0	0							
subset CL KCC responsibility	1	1	1	1	16	16							
subset CL OOC responsibility	2	2	2	2	2	2							
Supervised by YOT	26	26	44	43	42	42	42	42	43	43	43	43	44
Pregnancy	21	19	20	20	35	35	36	34	31	31	30	29	25
Parent not caring for own child	1	1	1	1	2	2	2	2	2	2	1	1	1
SEND (16-18 year olds)	290	291	290	308	276	277	277	278	279	280	281	284	286
SEND (19+ year olds)	54	58	61	66	453	461	461	461	461	461	461	461	462
Total 16-18 cohort with at least one vulnerable group	496	492	475	492	525	524	523	519	517	517	517	517	513

16-18 year old NEET by Vulnerable Group	Dec-15	Nov-15	Oct-15	Sep-15	Aug-15	Jul-15	Jun-15	May-15	Apr-15	Mar-15	Feb-15	Jan-15	Dec-14
Children in Care	19	21	18	20	22	22	24	24	23	20	20	19	18
subset CIC resp. not known	0	0	0	0	0	0							
subset CIC KCC responsibility	18	20	17	17	19	19							
subset CIC OOC responsibility	1	1	1	3	3	3							
Caring for own child	29	26	21	23	43	44	41	41	41	39	39	38	35
Asylum seeker	1	1	1	0	0	0	0	0	0	0	0	0	0
Carer not own child	3	3	3	4	6	5	5	5	6	5	4	3	3
Substance Misuse	2	3	3	3	2	2	1	1	1	1	1	2	2
Care Leaver	2	2	2	2	7	7	6	6	7	7	7	6	6
subset CL resp. not known	0	0	0	0	0	0							
subset CL KCC responsibility	1	1	1	1	6	6							
subset CL OOC responsibility	1	1	1	1	1	1							
Supervised by YOT	8	8	18	18	17	17	15	16	19	18	18	20	19
Pregnancy	15	12	12	14	24	24	25	24	21	21	20	21	16
Parent not caring for own child	1	1	1	1	2	2	2	2	2	2	1	1	1
SEND (16-18 year olds)	26	26	22	25	31	32	29	29	30	29	26	28	30
SEND (19+ year olds)	9	10	8	9	116	122	121	120	120	120	121	122	122
Total 16-18 NEET with at least one vulnerable group	87	85	80	85	130	130	125	124	123	117	114	115	107

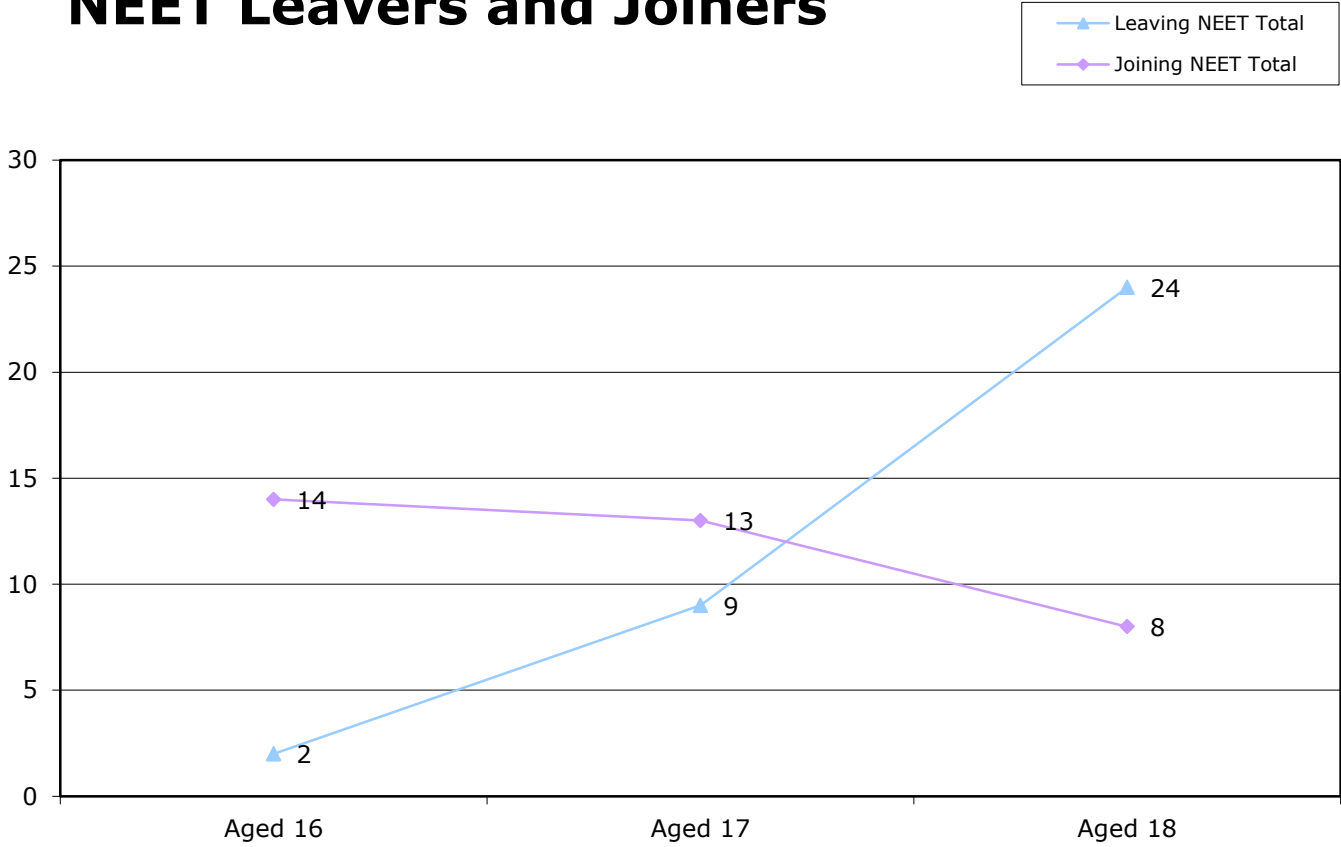
16-18 year old Not Knowns by Vulnerable Group	Dec-15	Nov-15	Oct-15	Sep-15	Aug-15	Jul-15	Jun-15	May-15	Apr-15	Mar-15	Feb-15	Jan-15	Dec-14
Children in Care	33	42	66	99	90	80	24	24	24	23	24	23	23
subset CIC resp. not known	0	0	0	0	0	0							
subset CIC KCC responsibility	19	23	42	63	55	48							
subset CIC OOC responsibility	14	19	24	36	35	32							
Caring for own child	7	8	12	13	20	19	10	9	9	9	9	7	8
Asylum seeker	1	1	1	4	4	3	2	2	2	2	2	2	2
Carer not own child	1	1	1	5	6	5	1	1	1	1	1	2	2
Substance Misuse	2	2	3	5	3	2	0	0	0	0	1	1	0
Care Leaver	1	1	1	1	9	8	3	3	3	3	2	2	2
subset CL resp. not known	0	0	0	0	0	0							
subset CL KCC responsibility	0	0	0	0	8	7							
subset CL OOC responsibility	1	1	1	1	1	1							
Supervised by YOT	9	11	17	21	15	11	4	4	2	3	2	0	1
Pregnancy	0	2	3	4	10	8	4	4	4	2	3	3	2
Parent not caring for own child	0	0	0	0	0	0	0	0	0	0	0	0	0
SEND (16-18 year olds)	46	63	100	223	169	158	45	46	46	46	45	46	48
SEND (19+ year olds)	28	34	41	53	330	327	306	307	303	295	295	295	292
Total not known with at least one vulnerable group	79	104	163	320	271	246	74	74	75	72	75	72	74

<b>16-18 Year old NEET Leavers &amp; Joiners</b>	<b>Aged 16</b>	<b>Aged 17</b>	<b>Aged 18</b>	<b>16-18 Total</b>	<b>Aged 19</b>
Leaving NEET Total	2	9	24	35	13
Education	0	0	3	3	0
Employment	0	2	16	18	0
Government supported training	1	7	1	9	0
Re-engagement Provision	0	0	0	0	0
Transfer to another LA	1	0	0	1	0
Age reached where no active record required	0	0	0	0	13
Left England so no longer active record	0	0	0	0	0
Found to be a duplicate record	0	0	0	0	0
Deceased	0	0	0	0	0
Custodial Sentence	0	0	0	0	0
Cannot Be Contacted	0	0	0	0	0
Refused to disclose activity	0	0	0	0	0
Unknown Activity	0	0	0	0	0
Other Reason	0	0	4	4	0
Joining NEET Total	14	13	8	35	1
Education	1	0	0	1	0
Employment	0	0	0	0	0
Training	0	0	0	0	0
Re-engagement Provision	0	0	0	0	0
From other area	0	0	0	0	0
Other (inc custodial sentence)	13	13	8	34	1
Joiners>Leavers	-12	-4	16	0	12

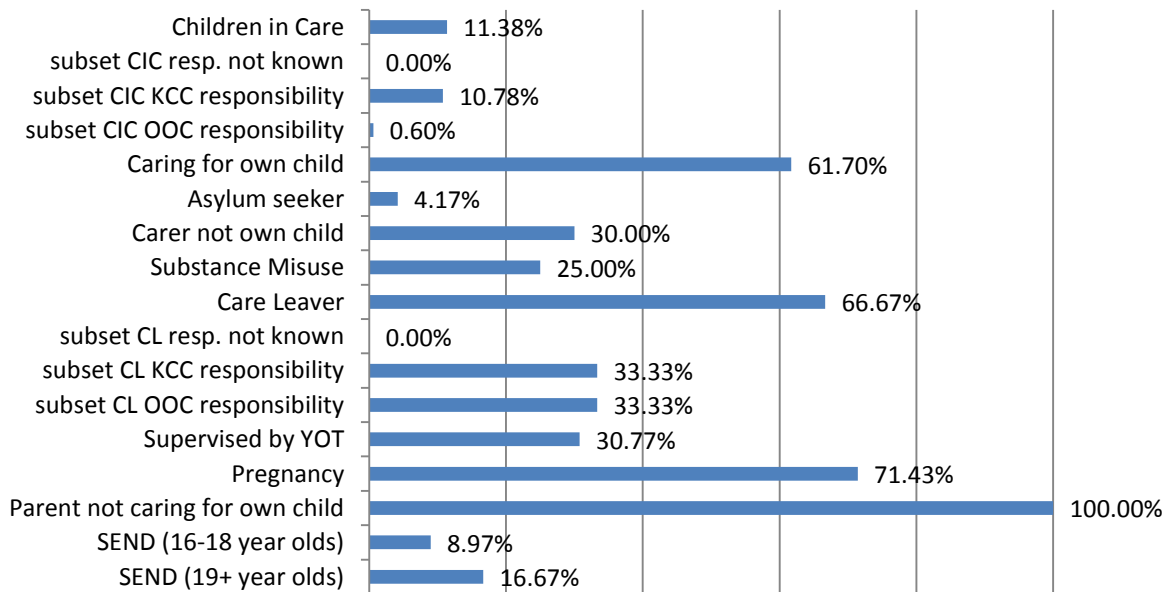
<b>16-18 Year Old NEET Labour Market Summary</b>	<b>No</b>	<b>%</b>
<b>Available:</b>		
Working not for reward	4	2.05%
Not yet ready for work or learning	14	7.18%
Start Date agreed (other)	1	0.51%
Start Date agreed (RPA compliant)	4	2.05%
Seeking EET	172	88.21%
Available Total	195	100%
<b>Unavailable:</b>		
Young carers	2	3.92%
Teenage parents	25	49.02%
Illness	19	37.25%
Pregnancy	4	7.84%
Religious grounds	0	0.00%
Unlikely to be economically active	1	1.96%
Other reason	0	0.00%
Unavailable Total	51	100%



# NEET Leavers and Joiners



## % of Vulnerable Cohorts who are NEET



# Education and Young People's Services Performance Management

## NEET Monthly Report - Tonbridge & Malling

16-18 year old cohort by Vulnerable Group	Dec-15	Nov-15	Oct-15	Sep-15	Aug-15	Jul-15	Jun-15	May-15	Apr-15	Mar-15	Feb-15	Jan-15	Dec-14
Children in Care	32	33	35	37	34	34	34	32	32	32	31	31	31
subset CIC resp. not known	0	0	0	0	0	0							
subset CIC KCC responsibility	22	23	23	25	24	24							
subset CIC OOC responsibility	10	10	12	12	10	10							
Caring for own child	9	9	9	9	26	26	25	25	25	26	23	23	19
Asylum seeker	1	1	0	0	0	0	0	0	0	0	0	0	0
Carer not own child	9	9	8	9	11	11	11	11	11	11	10	9	9
Substance Misuse	3	3	3	3	4	4	4	4	4	4	3	3	3
Care Leaver	0	0	0	0	0	0	0	0	0	0	0	0	0
subset CL resp. not known	0	0	0	0	0	0							
subset CL KCC responsibility	0	0	0	0	0	0							
subset CL OOC responsibility	0	0	0	0	0	0							
Supervised by YOT	12	4	11	11	13	13	13	13	11	11	10	10	11
Pregnancy	7	7	5	5	10	10	11	11	11	11	12	13	12
Parent not caring for own child	1	1	1	1	1	1	1	1	1	1	1	1	0
SEND (16-18 year olds)	170	170	165	164	138	138	138	139	139	139	141	141	142
SEND (19+ year olds)	31	33	39	40	273	273	273	273	273	273	273	275	275
Total 16-18 cohort with at least one vulnerable group	228	223	218	219	214	214	214	212	211	212	210	210	208

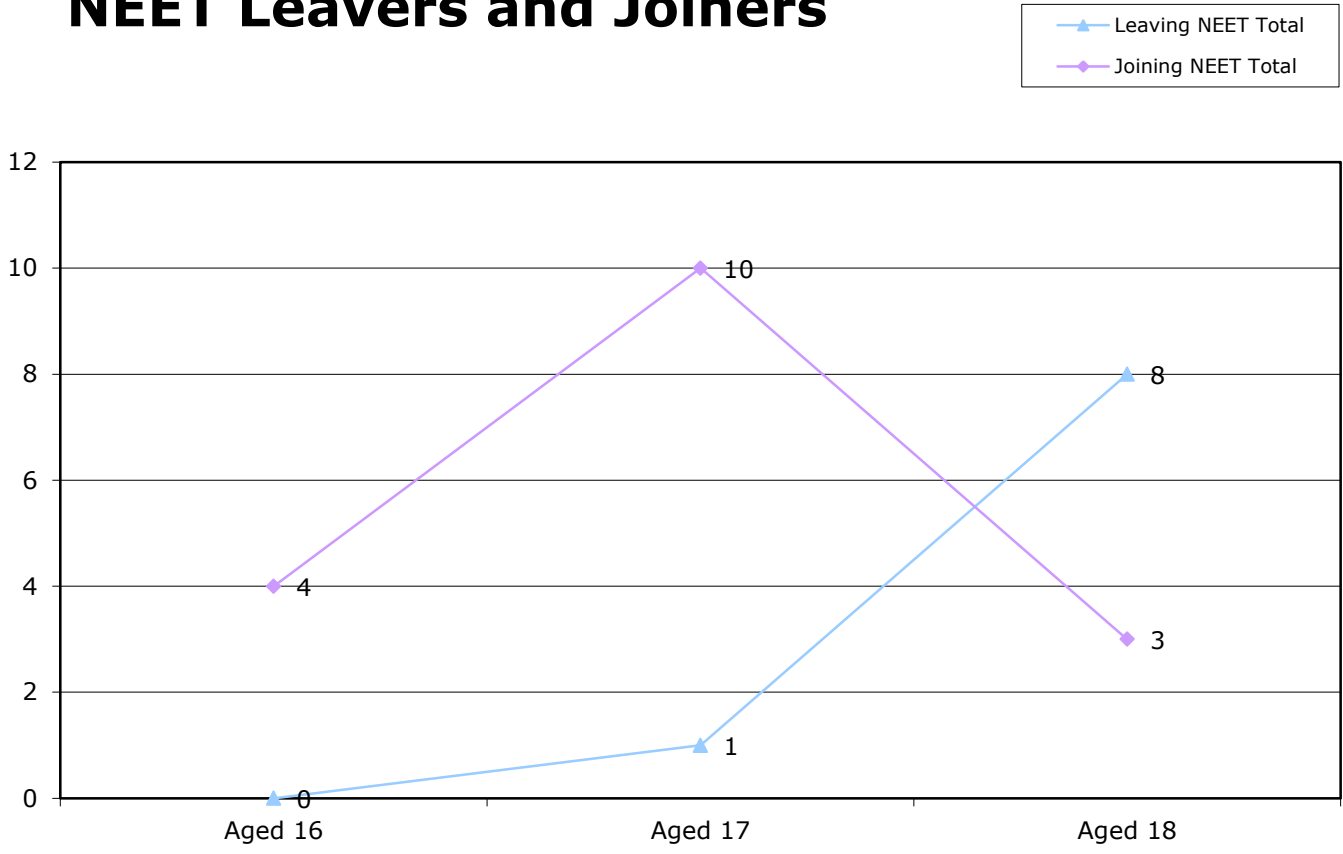
16-18 year old NEET by Vulnerable Group	Dec-15	Nov-15	Oct-15	Sep-15	Aug-15	Jul-15	Jun-15	May-15	Apr-15	Mar-15	Feb-15	Jan-15	Dec-14
Children in Care	1	2	2	3	4	5	4	2	1	1	0	0	1
subset CIC resp. not known	0	0	0	0	0	0							
subset CIC KCC responsibility	1	2	2	3	4	5							
subset CIC OOC responsibility	0	0	0	0	0	0							
Caring for own child	8	8	8	9	21	21	20	20	20	21	18	19	15
Asylum seeker	0	0	0	0	0	0	0	0	0	0	0	0	0
Carer not own child	2	2	1	1	3	4	4	4	3	3	3	2	2
Substance Misuse	0	0	0	0	0	0	0	1	1	1	0	0	0
Care Leaver	0	0	0	0	0	0	0	0	0	0	0	0	0
subset CL resp. not known	0	0	0	0	0	0							
subset CL KCC responsibility	0	0	0	0	0	0							
subset CL OOC responsibility	0	0	0	0	0	0							
Supervised by YOT	1	0	4	5	7	6	6	7	6	6	3	4	4
Pregnancy	6	6	5	5	9	9	10	10	10	10	11	12	10
Parent not caring for own child	0	0	0	0	0	0	0	1	1	1	1	1	0
SEND (16-18 year olds)	16	12	8	11	14	13	13	12	11	11	11	10	8
SEND (19+ year olds)	5	4	4	4	52	51	49	48	48	48	48	49	49
Total 16-18 NEET with at least one vulnerable group	32	29	26	32	52	52	51	50	48	49	43	43	37

16-18 year old Not Knowns by Vulnerable Group	Dec-15	Nov-15	Oct-15	Sep-15	Aug-15	Jul-15	Jun-15	May-15	Apr-15	Mar-15	Feb-15	Jan-15	Dec-14
Children in Care	11	13	19	27	21	18	8	9	10	8	7	7	7
subset CIC resp. not known	0	0	0	0	0	0							
subset CIC KCC responsibility	5	7	10	15	13	11							
subset CIC OOC responsibility	6	6	9	12	8	7							
Caring for own child	0	0	0	0	5	3	2	2	1	1	1	1	1
Asylum seeker	0	0	0	0	0	0	0	0	0	0	0	0	0
Carer not own child	2	2	2	6	5	4	1	1	1	0	0	0	0
Substance Misuse	0	1	1	2	3	2	1	1	1	1	1	1	0
Care Leaver	0	0	0	0	0	0	0	0	0	0	0	0	0
subset CL resp. not known	0	0	0	0	0	0							
subset CL KCC responsibility	0	0	0	0	0	0							
subset CL OOC responsibility	0	0	0	0	0	0							
Supervised by YOT	3	2	2	3	3	2	1	0	0	0	0	0	0
Pregnancy	0	0	0	0	1	0	0	0	0	0	0	0	1
Parent not caring for own child	1	0	0	0	0	0	0	0	0	0	0	0	0
SEND (16-18 year olds)	18	26	35	92	62	55	16	17	18	16	18	20	25
SEND (19+ year olds)	11	15	23	35	209	207	197	197	197	187	188	189	192
Total not known with at least one vulnerable group	32	39	51	119	91	79	27	27	27	23	24	26	31

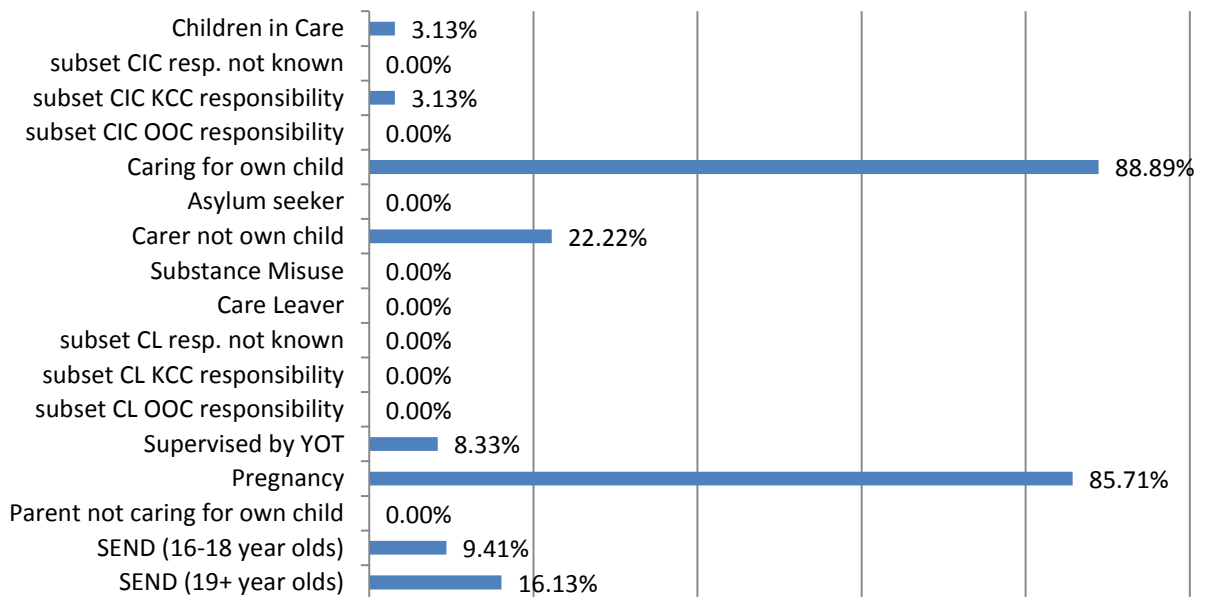
<b>16-18 Year old NEET Leavers &amp; Joiners</b>	<b>Aged 16</b>	<b>Aged 17</b>	<b>Aged 18</b>	<b>16-18 Total</b>	<b>Aged 19</b>
Leaving NEET Total	0	1	8	9	6
Education	0	0	1	1	0
Employment	0	1	7	8	0
Government supported training	0	0	0	0	0
Re-engagement Provision	0	0	0	0	0
Transfer to another LA	0	0	0	0	0
Age reached where no active record required	0	0	0	0	6
Left England so no longer active record	0	0	0	0	0
Found to be a duplicate record	0	0	0	0	0
Deceased	0	0	0	0	0
Custodial Sentence	0	0	0	0	0
Cannot Be Contacted	0	0	0	0	0
Refused to disclose activity	0	0	0	0	0
Unknown Activity	0	0	0	0	0
Other Reason	0	0	0	0	0
Joining NEET Total	4	10	3	17	1
Education	3	2	0	5	0
Employment	0	0	0	0	0
Training	1	0	0	1	0
Re-engagement Provision	0	0	0	0	0
From other area	0	0	0	0	0
Other (inc custodial sentence)	0	8	3	11	1
Joiners>Leavers	-4	-9	5	-8	5

<b>16-18 Year Old NEET Labour Market Summary</b>	<b>No</b>	<b>%</b>
<b>Available:</b>		
Working not for reward	7	4.70%
Not yet ready for work or learning	3	2.01%
Start Date agreed (other)	2	1.34%
Start Date agreed (RPA compliant)	1	0.67%
Seeking EET	136	91.28%
Available Total	149	100%
<b>Unavailable:</b>		
Young carers	0	0.00%
Teenage parents	7	26.92%
Illness	13	50.00%
Pregnancy	5	19.23%
Religious grounds	0	0.00%
Unlikely to be economically active	1	3.85%
Other reason	0	0.00%
Unavailable Total	26	100%

# NEET Leavers and Joiners



## % of Vulnerable Cohorts who are NEET



# Education and Young People's Services Performance Management

## NEET Monthly Report - Tunbridge Wells

16-18 year old cohort by Vulnerable Group	Dec-15	Nov-15	Oct-15	Sep-15	Aug-15	Jul-15	Jun-15	May-15	Apr-15	Mar-15	Feb-15	Jan-15	Dec-14
Children in Care	72	63	14	14	20	19	19	19	18	18	18	19	18
subset CIC resp. not known	0	0	0	0	0	0							
subset CIC KCC responsibility	70	61	12	11	18	17							
subset CIC OOC responsibility	2	2	2	3	2	2							
Caring for own child	10	10	8	8	19	19	19	17	16	15	14	13	9
Asylum seeker	58	50	5	0	4	4	4	4	4	4	4	4	4
Carer not own child	6	6	6	5	6	6	6	5	5	5	4	4	4
Substance Misuse	3	3	3	3	4	4	4	4	4	4	4	4	4
Care Leaver	2	2	2	2	6	6	6	6	6	6	5	5	5
subset CL resp. not known	0	0	0	0	0	0							
subset CL KCC responsibility	1	1	1	1	4	4							
subset CL OOC responsibility	1	1	1	1	2	2							
Supervised by YOT	8	4	15	15	17	16	16	16	16	16	16	16	16
Pregnancy	8	7	8	7	10	10	10	10	9	8	10	10	10
Parent not caring for own child	1	1	1	1	2	2	2	2	2	2	2	2	2
SEND (16-18 year olds)	132	128	133	129	139	140	140	139	138	136	137	137	135
SEND (19+ year olds)	31	34	39	43	225	227	227	227	227	227	227	227	227
Total 16-18 cohort with at least one vulnerable group	229	213	180	169	204	203	203	199	196	192	191	190	184

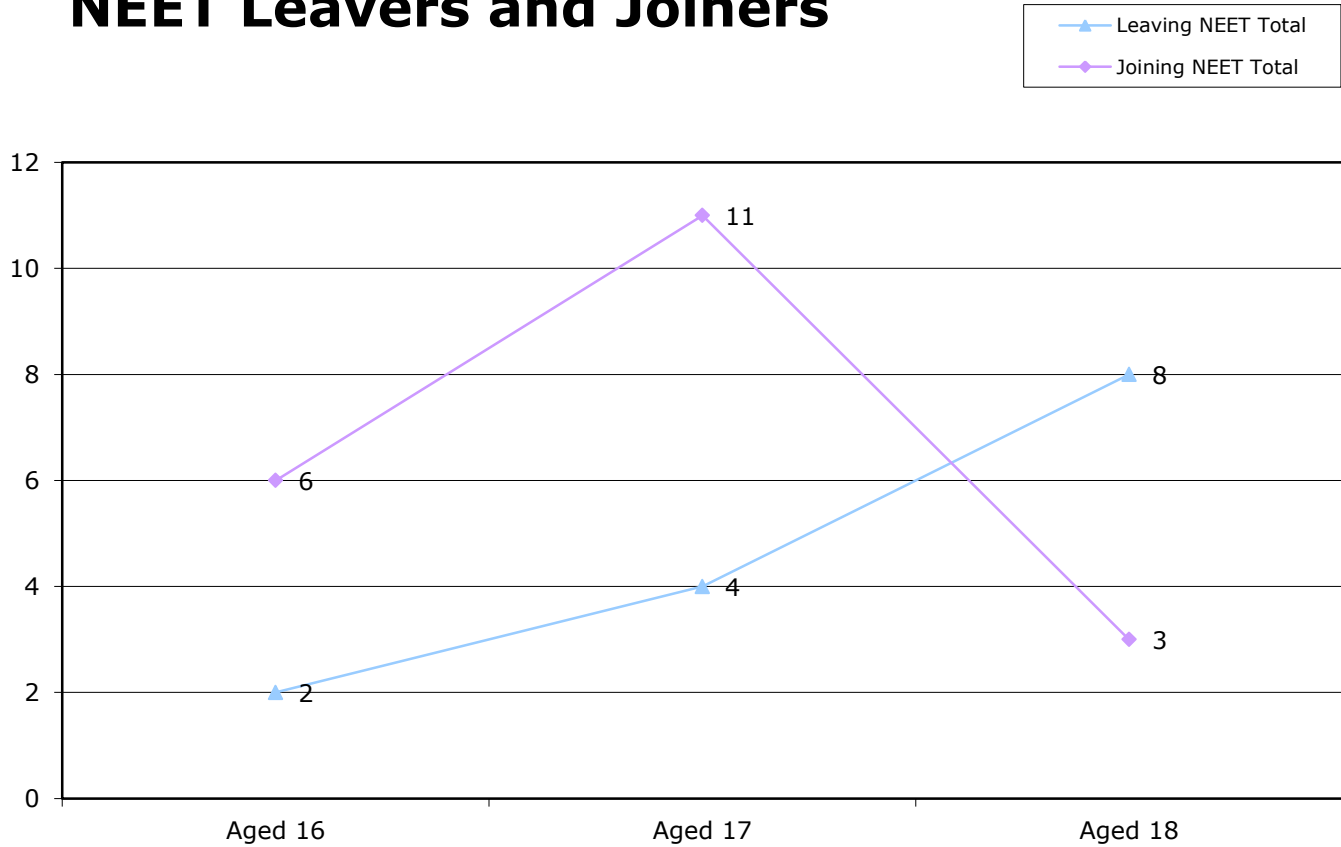
16-18 year old NEET by Vulnerable Group	Dec-15	Nov-15	Oct-15	Sep-15	Aug-15	Jul-15	Jun-15	May-15	Apr-15	Mar-15	Feb-15	Jan-15	Dec-14
Children in Care	4	5	5	4	4	3	2	3	1	1	0	1	0
subset CIC resp. not known	0	0	0	0	0	0							
subset CIC KCC responsibility	3	4	4	3	3	2							
subset CIC OOC responsibility	1	1	1	1	1	1							
Caring for own child	9	9	7	7	16	16	16	15	14	13	12	11	7
Asylum seeker	0	0	0	0	0	0	0	0	0	0	0	0	0
Carer not own child	1	1	1	1	1	1	2	1	1	2	1	1	1
Substance Misuse	2	2	2	2	2	2	2	2	2	2	1	1	1
Care Leaver	2	2	2	2	5	5	5	5	5	5	4	4	4
subset CL resp. not known	0	0	0	0	0	0							
subset CL KCC responsibility	1	1	1	1	3	3							
subset CL OOC responsibility	1	1	1	1	2	2							
Supervised by YOT	4	1	6	6	8	7	6	6	5	5	3	3	3
Pregnancy	7	6	5	4	6	6	6	6	6	6	7	7	7
Parent not caring for own child	0	0	0	0	0	0	0	0	0	0	0	0	0
SEND (16-18 year olds)	10	8	9	10	12	12	11	12	8	7	6	6	6
SEND (19+ year olds)	4	4	4	4	33	34	33	33	32	32	31	31	31
Total 16-18 NEET with at least one vulnerable group	36	31	30	29	45	43	42	41	38	35	30	29	25

16-18 year old Not Knowns by Vulnerable Group	Dec-15	Nov-15	Oct-15	Sep-15	Aug-15	Jul-15	Jun-15	May-15	Apr-15	Mar-15	Feb-15	Jan-15	Dec-14
Children in Care	4	5	5	10	8	7	2	2	2	2	3	2	2
subset CIC resp. not known	0	0	0	0	0	0							
subset CIC KCC responsibility	3	4	4	8	7	7							
subset CIC OOC responsibility	1	1	1	2	1	0							
Caring for own child	0	0	1	1	2	2	1	1	1	0	0	0	0
Asylum seeker	0	1	0	0	2	2	0	0	0	0	0	0	0
Carer not own child	0	1	1	2	1	1	0	0	0	0	0	0	0
Substance Misuse	1	1	1	1	2	1	1	1	1	0	0	0	0
Care Leaver	0	0	0	0	1	1	1	1	1	0	0	0	0
subset CL resp. not known	0	0	0	0	0	0							
subset CL KCC responsibility	0	0	0	0	1	1							
subset CL OOC responsibility	0	0	0	0	0	0							
Supervised by YOT	1	1	5	8	6	5	1	2	2	1	0	0	0
Pregnancy	0	1	3	3	2	1	0	0	0	0	0	0	1
Parent not caring for own child	0	0	0	1	2	2	1	1	1	0	0	0	0
SEND (16-18 year olds)	18	22	36	80	51	50	21	21	19	20	19	21	22
SEND (19+ year olds)	12	14	20	36	183	181	182	182	179	165	166	152	151
Total not known with at least one vulnerable group	19	26	47	99	69	66	24	25	23	22	21	22	24

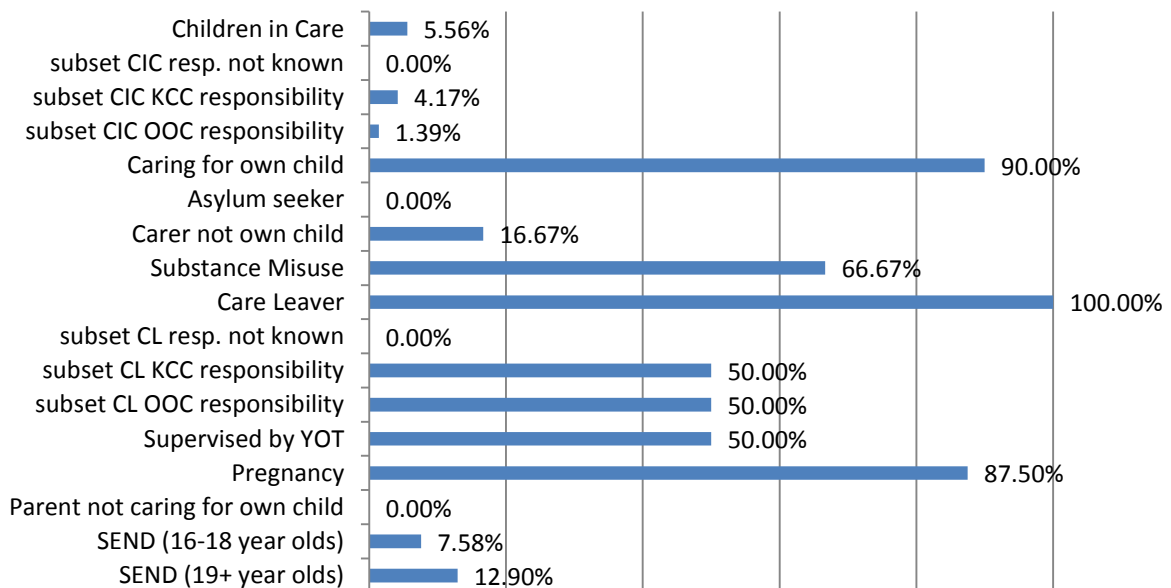
<b>16-18 Year old NEET Leavers &amp; Joiners</b>	<b>Aged 16</b>	<b>Aged 17</b>	<b>Aged 18</b>	<b>16-18 Total</b>	<b>Aged 19</b>
Leaving NEET Total	2	4	8	14	4
Education	2	1	1	4	0
Employment	0	2	6	8	0
Government supported training	0	1	0	1	0
Re-engagement Provision	0	0	0	0	0
Transfer to another LA	0	0	0	0	0
Age reached where no active record required	0	0	0	0	4
Left England so no longer active record	0	0	0	0	0
Found to be a duplicate record	0	0	0	0	0
Deceased	0	0	0	0	0
Custodial Sentence	0	0	0	0	0
Cannot Be Contacted	0	0	0	0	0
Refused to disclose activity	0	0	0	0	0
Unknown Activity	0	0	0	0	0
Other Reason	0	0	1	1	0
Joining NEET Total	6	11	3	20	0
Education	1	1	0	2	0
Employment	1	2	1	4	0
Training	0	1	0	1	0
Re-engagement Provision	0	0	0	0	0
From other area	0	0	0	0	0
Other (inc custodial sentence)	4	7	2	13	0
Joiners>Leavers	-4	-7	5	-6	4

<b>16-18 Year Old NEET Labour Market Summary</b>	<b>No</b>	<b>%</b>
<b>Available:</b>		
Working not for reward	6	3.61%
Not yet ready for work or learning	12	7.23%
Start Date agreed (other)	3	1.81%
Start Date agreed (RPA compliant)	2	1.20%
Seeking EET	143	86.14%
Available Total	166	100%
<b>Unavailable:</b>		
Young carers	0	0.00%
Teenage parents	2	14.29%
Illness	8	57.14%
Pregnancy	3	21.43%
Religious grounds	0	0.00%
Unlikely to be economically active	1	7.14%
Other reason	0	0.00%
Unavailable Total	14	100%

# NEET Leavers and Joiners



## % of Vulnerable Cohorts who are NEET



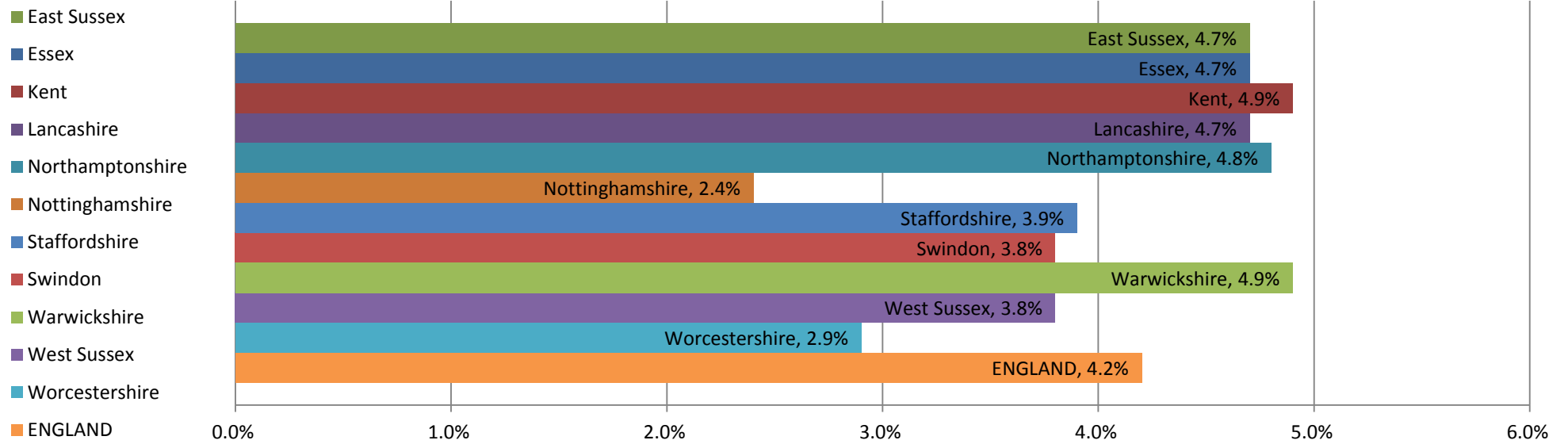
**Education and Young People's Services Performance Management**  
**Kent/National/Statistical Neighbours**  
**AS AT 30th November 2015**

	NEET		Not known		In learning	
	% Academic Age16-18s NEET	% change over last 12 months	% Academic Age16-18s NK	% change over last 12 months	% Academic Age16-18s in learning	% change over last 12 months
<b>ENGLAND</b>	<b>4.2%</b>	<b>-8.7%</b>	<b>10.6%</b>	<b>-3.6%</b>	<b>81.0%</b>	<b>0.8%</b>

Name	NEET Ranked Position	Academic Age16-18 (Y12-Y14) NEET %	Y12 NEET%	Y13 NEET%	Y14 NEET%	N/K Ranked Position	Academic Age 16 - 18 (Y12-Y14) NK %	Y12 NK%	Y13 NK%	Y14 NK%	Academic Age 16 - 18 (Y12-14) In Learning %	Y12 In Learning %	Y13 In Learning %	Y14 In Learning %
Kent	10	4.9%	1.8%	4.1%	9.3%	9	14.1%	5.9%	14.7%	21.5%	74.5%	90.4%	78.5%	55.2%
East Sussex	6	4.7%	2.2%	4.4%	7.6%	2	7.9%	0.9%	4.3%	17.9%	81.3%	96.2%	88.3%	60.1%
Essex	6	4.7%	2.0%	4.2%	8.0%	1	7.4%	1.6%	4.8%	15.6%	80.5%	95.6%	87.0%	59.3%
Lancashire	6	4.7%	2.0%	4.1%	8.2%	5	10.8%	4.9%	8.1%	19.2%	81.5%	92.6%	86.1%	66.5%
Northamptonshire	9	4.8%	2.2%	4.9%	7.3%	3	9.3%	3.4%	8.0%	16.7%	79.8%	93.7%	83.7%	61.7%
Nottinghamshire	1	2.4%	1.2%	1.5%	4.5%	4	10.2%	1.4%	11.6%	17.1%	87.1%	97.1%	86.7%	78.1%
Staffordshire	5	3.9%	1.9%	3.6%	6.7%	8	13.8%	0.9%	9.0%	30.6%	78.4%	96.5%	85.1%	54.8%
Swindon	3	3.8%	1.3%	2.8%	7.8%	6	11.5%	3.7%	8.7%	22.0%	79.4%	94.4%	84.4%	59.6%
Warwickshire	10	4.9%	1.6%	5.1%	7.8%	11	22.8%	3.7%	26.9%	36.1%	71.9%	94.4%	68.2%	55.2%
West Sussex	3	3.8%	0.9%	2.4%	9.3%	10	20.0%	8.7%	18.3%	32.4%	73.6%	90.2%	78.6%	52.6%
Worcestershire	2	2.9%	1.8%	2.7%	4.4%	7	12.8%	2.0%	8.8%	26.6%	80.4%	95.4%	85.6%	61.5%
Mean Indicator for Statistical neighbours		4.0%	1.7%	3.6%	7.1%		12.6%	3.1%	10.9%	23.4%	79.4%	94.6%	83.4%	60.9%



## Statistical Neighbours NEETs November 2015



## Statistical Neighbours Not Knowns November 2015

