

Education and Young People's Services

Young People Not in Education, Employment or Training (NEET)

Monthly Report - Nov 2015

Produced by: Management Information Unit, KCC

Publication Date: 17th December 2015

The figures are based on the monthly submission made to DfE via NCCIS for Kent County Council . Academic age is the age of the young person on 31st August (i.e.: prior to the start of the academic year). The figures include all 16 -18 year olds based on academic age with a Kent County Council area postcode as their primary address.



Executive Summary

NEETs as a percentage of the 16-18 academic age group (Year 12, 13 and 14)

The NEET percentage includes an adjustment factor which assumes that 8% of currency expired not knowns are assumed to be NEET.

Sep-14	8.06	Sep-15	7.83
Oct-14	4.13	Oct-15	4.89
Nov-14	4.21	Nov-15	4.94

Not Knowns as a percentage of the 16-18 academic age group (Year 12, 13 and 14)

Sep-14	58.70	Sep-15	51.73
Oct-14	24.16	Oct-15	21.83
Nov-14	19.00	Nov-15	14.14

16-18 year old NEET by Vulnerable Group	Nov-15	Oct-15	Sep-15	Aug-15	Jul-15	Jun-15	May-15	Apr-15	Mar-15	Feb-15	Jan-15	Dec-14	Nov-14
Children in Care	117	113	106	131	127	121	116	114	107	98	97	94	91
subset CIC resp. not known	3	3	3	3	4								
subset CIC KCC responsibility	98	92	88	103	98								
subset CIC OOC responsibility	16	18	15	25	25								
Caring for own child	154	131	124	292	290	281	267	253	237	230	224	187	175
Asylum seeker	3	7	3	4	4	4	4	4	4	4	4	5	5
Carer not own child	19	14	16	31	31	32	31	30	28	25	23	21	18
Substance Misuse	15	12	14	16	16	16	16	14	14	11	14	12	19
Care Leaver	9	8	9	41	40	38	38	38	38	37	33	31	28
subset CL resp. not known	0	0	1	0	0								
subset CL KCC responsibility	6	5	5	37	36								
subset CL OOC responsibility	3	3	3	4	4								
Supervised by YOT	38	82	89	91	91	87	89	83	83	77	75	85	75
Pregnancy	94	91	89	166	168	171	164	153	148	136	130	112	96
Parent not caring for own child	3	3	3	8	7	7	7	7	7	8	9	7	5
SEND (16-18 year olds)	186	163	173	221	212	194	198	191	193	174	168	166	154
SEND (19+ year olds)	79	84	91	841	839	849	841	836	837	833	834	830	826
Total 16-18 NEET with at least one vulnerable group	550	519	516	858	857	816	796	761	733	680	659	598	546

16-18 year old Not Knowns by Vulnerable Group	Nov-15	Oct-15	Sep-15	Aug-15	Jul-15	Jun-15	May-15	Apr-15	Mar-15	Feb-15	Jan-15	Dec-14	Nov-14
Children in Care	209	299	460	360	311	121	115	107	97	99	95	99	169
subset CIC resp. not known	0	0	1	1	1								
subset CIC KCC responsibility	121	176	253	204	177								
subset CIC OOC responsibility	88	123	206	155	133								
Caring for own child	28	36	36	84	75	48	45	45	38	38	35	38	44
Asylum seeker	19	7	13	30	25	13	12	12	9	10	10	10	16
Carer not own child	16	19	37	40	38	15	16	14	10	9	9	8	9
Substance Misuse	15	18	30	35	32	19	16	15	12	12	11	5	30
Care Leaver	5	4	5	37	35	21	19	18	18	16	18	12	16
known	0	0	0	0	0								
subset CL KCC responsibility	3	3	3	34	32								
subset CL OOC responsibility	2	1	2	3	3								
Supervised by YOT	34	90	109	91	76	37	26	15	12	5	1	8	72
Pregnancy	27	33	37	50	45	25	21	20	14	14	14	15	14
Parent not caring for own child	2	2	3	6	7	3	4	3	1	0	0	0	1
SEND (16-18 year olds)	429	642	1333	1011	954	330	314	298	279	284	304	337	404
SEND (19+ year olds)	292	349	504	2912	2886	2700	2693	2655	2548	2552	2529	2532	2520
Total not known with at least one vulnerable group	657	976	1812	1531	1407	543	509	478	428	429	441	474	645

Please note the values in the above tables which show the breakdown of the Children In Care and Care Leaver sections - this is also replicated on the individual pages for each of the districts

Executive Summary - continued

1. County Performance

1.1 The reported NEET performance for November, 4.94% for the 16-18 year academic age group, was higher than in November 2014 by just over a half of a percentage point, however, the recorded numerical difference was only 4 higher (546 to 550).

1.2 The NEET target, 2.5% for the county was exceeded by 2.44%.

1.3 The profile of the NEET cohort by age are:

- 1.85% of 16 year olds (within target) were NEET
- 4.08% of 17 year olds were NEET, 1.58% in excess of the target
- 9.25% of 18 year olds were NEET, 6.75% in excess of the target

1.4 The tables in the Executive Summary indicate :

- the number of NEET young people in the vulnerable groups increased 6.0% from 519 to 550 in November
- the increases in NEETs when considered by vulnerable group are relatively small in numerical terms:

Kent Children in Care	+6.5% (+6)
Caring for own child	+17.6% (+23)
Substance Misuse	+25.0% (+3)
SEND (16-18 year olds)	+14.1% (+23)
- in partnership with MI the Youth Offending Team recorded a fall in the numbers of young people known to them who are NEET

1.5 There was a significant decrease in the Not Knowns down from 21.83% to 14.14% the biggest monthly reduction to date. The number of young people Not Known amongst the vulnerable groups fell by 32.7%, from 976 in October to 657. The significant reductions were recorded for:

Kent Children in Care	-31.3% (-55)
YOT	-62.3% (-56)
SEND (16-18 Year Olds)	-33.2% (-213)

The total number of young people (7526) without a known destination by age group was:

16 year olds	1031 (13.7%)
17 year olds	2631 (35.0%)
18 year olds	3864 (51.3%)

1.6 Significant progress in reducing the Not Knowns was made during November however the high number of SEND and CIC Not Knowns remains a concern The findings suggest that a closer look is required as to the reasons for the high percentage of 18 year olds being NEET.

Executive Summary - continued

2. Leavers and Joiners

2.1 The joiners to and the leavers from the NEET population requires focused interventions particularly for 16 year olds, in November there was an increase across all three age groups:

Leavers / Joiners	16 Year Olds	17 Year Olds	18 Year Olds
Leaving NEET	43	81	88
Joining NEET	180	141	109
Joiners>Leavers	-137	-60	-21

3. Performance by District

3.1 There were no radical shifts in the percentage of the 16 – 18 academic age group, who were recorded as NEET, in any of the Districts. Those Districts with a higher percentage than the county performance, 4.94%, were:

- East Kent - Canterbury (230, 5.51%), Swale, (282, 6.14%) & Thanet (245, 5.54%)
- North Kent – Gravesham (207, 6.5%),
- West Kent – Tunbridge Wells (174, 5.14%),

3.2 South Kent districts of Dover (141,4.22%), Shepway(143.4.34%) and Ashford(149,3.82%) all recorded performances stronger than that of the rest of the county

3.3 The numbers of young people who are NEET amongst the vulnerable groups by District saw little change:

District	Number Recorded Amongst Vulnerable Groups as NEET	
	October 2015	November 2015
	East Kent	
Canterbury	41	42
Swale	69	76
Thanet	80	85
	South Kent	
Shepway	44	42
Ashford	41	42
Dover	46	51
	North Kent	
Gravesham	55	54
Dartford	20	23
Sevenoaks	14	16
	West Kent	
Maidstone	38	43
Tonbridge & Malling	26	29
Tunbridge Wells	30	31
Kent	519	550

4. Current Activities and progress towards key objectives of the NEET Strategy

4.1 **Participation and Progression Meetings** - the co-ordination and delivery by the Participation & Progression Managers, Skills & Employability of these meetings in each of the Districts, is bringing together schools, training providers and Early Help (Youth Hub Delivery Managers) – these support early identification of young people who may be vulnerable to becoming NEET and enable planning for them to engage with an EET opportunity. The number of meetings will be increased to six per year.

Executive Summary - continued

- 4.2 **A planned workshop** in Ashford led by the Area Education Officer which will support the development of a best practice model for a shared approach between schools, Early Help and Skills & Employability.
- 4.3 **Partnership meetings** at District level to monitor and plan for those who are NEET, with a specific focus on those who are in the vulnerable groups. These meetings include:
- CXK** – Where CXK are working in partnership with the Youth Hub Delivery Managers significant progress is made with the NEET in the vulnerable groups
- Early Help** – involving both the District Manager and the Youth Hub Delivery Manager
- Skills & Employability** – the four Participation & Progression Managers are ensuring that the Districts offers and partners are fully aware of the EET provision available to young people and increasing the District offer
- VSK** - all young people are assigned to a Post 16 Support Officer, Post 16 Assistant Head or Locality Assistant Head. The Post 16 Support Officers are working with the young person and Social Worker to identify the young persons status and then to support them into EET. However the large increase in Unaccompanied Asylum Seeking Young People (UASC) has impacted on the workload capacity of the Post 16 Team
- YOT** – the four Teams are becoming increasingly engaged in addressing the EET needs of the post 16 age group and their recent performance during Quarter 2 (2015.16) revealed a significant numerical and percentage increase from the 16 / 17 years age group subject to statutory supervision engaged in EET. A protocol has been agreed by YOT with SEND to ensure joint working with those young people who have an Education Health Care Plan
- 4.4 **District good practice guide** is being developed to support the establishing of supportive business processes and shared partnership activity – this will inform the quality assuring of the provision, both preventative and reactive, for the potential and actual NEETS
- 4.5 **Troubled Families Programme** - the District Partnership Managers, the FIP Workers and the Employment & Skills Apprenticeship Officers are addressing EET opportunities for young people, 16-18 years, known to them.
- 4.6 Information & Intelligence is producing a monthly NEET bulletin to support Early Help staff in both the Units and in the Open Access provision to be aware of activities in Districts relevant to the needs of the vulnerable groups. Additionally training on the delivery of the Rapid English accredited programme is being provided for staff working in the Youth Hubs and in the YOTs as the qualification does increase employability
- 5. Management Information**
- 5.1 The focus on the use of the IYSS case management system has increased in intensity with staff from Early Help, YOT, Troubled Families and VSK being trained by the Systems Training Officer adding significantly to the number of users which will assist the meeting of the objective to maintain the accuracy of the system
- 5.2 The team continues to process monthly updates from:
schools on joiners and leavers and colleges on joiners
the National Apprenticeship Service
identifying possible not known matches with other CCIS databases nationally to agree the lead LEA
- 5.3 Monitor data quality and issues addressed with users to ensure records are updated

Education and Young People's Services Performance Management

NEET Monthly Report - Kent

16-18 year old NEET Summary	Total Cohort 16-18	No. NEET 16-18	% NEET 16-18	NEET Target 16-18 Jan 2016	Diff from target	% NEET Age 16	% NEET Age 17	% NEET Age 18	Not knowns				
									Acad age 16	Acad age 17	Acad age 18	Total	% of cohort
Kent	53,214	2,211	4.94%	2.50%	2.44%	1.85%	4.08%	9.25%	1,031	2,631	3,864	7,526	14.14%
Ashford	4,768	149	3.82%	2.10%	1.72%	1.61%	3.03%	7.14%	87	193	346	626	13.13%
Canterbury	4,876	230	5.51%	2.04%	3.47%	1.76%	4.16%	10.83%	91	175	320	586	12.02%
Dartford	3,590	130	4.55%	2.54%	2.01%	1.73%	4.09%	8.44%	85	249	351	685	19.08%
Dover	3,922	141	4.22%	2.79%	1.43%	1.26%	4.45%	7.13%	56	174	290	520	13.26%
Gravesham	3,967	207	6.50%	2.52%	3.98%	2.87%	4.46%	12.60%	70	311	355	736	18.55%
Maidstone	5,436	217	4.61%	2.49%	2.12%	2.21%	3.50%	8.64%	78	220	341	639	11.75%
Sevenoaks	3,580	124	4.23%	1.64%	2.59%	1.32%	3.48%	8.58%	89	234	261	584	16.31%
Shepway	3,873	143	4.34%	3.03%	1.31%	1.81%	3.93%	7.31%	70	160	241	471	12.16%
Swale	5,374	282	6.14%	3.04%	3.10%	2.70%	5.53%	10.26%	106	238	385	729	13.57%
Thanet	5,311	245	5.54%	3.49%	2.05%	1.63%	5.36%	9.94%	121	274	442	837	15.76%
Tonbridge & Malling	4,524	169	4.36%	1.67%	2.69%	1.51%	2.97%	9.03%	88	196	301	585	12.93%
Tunbridge Wells	3,993	174	5.14%	1.65%	3.49%	1.46%	3.62%	10.68%	90	207	231	528	13.22%

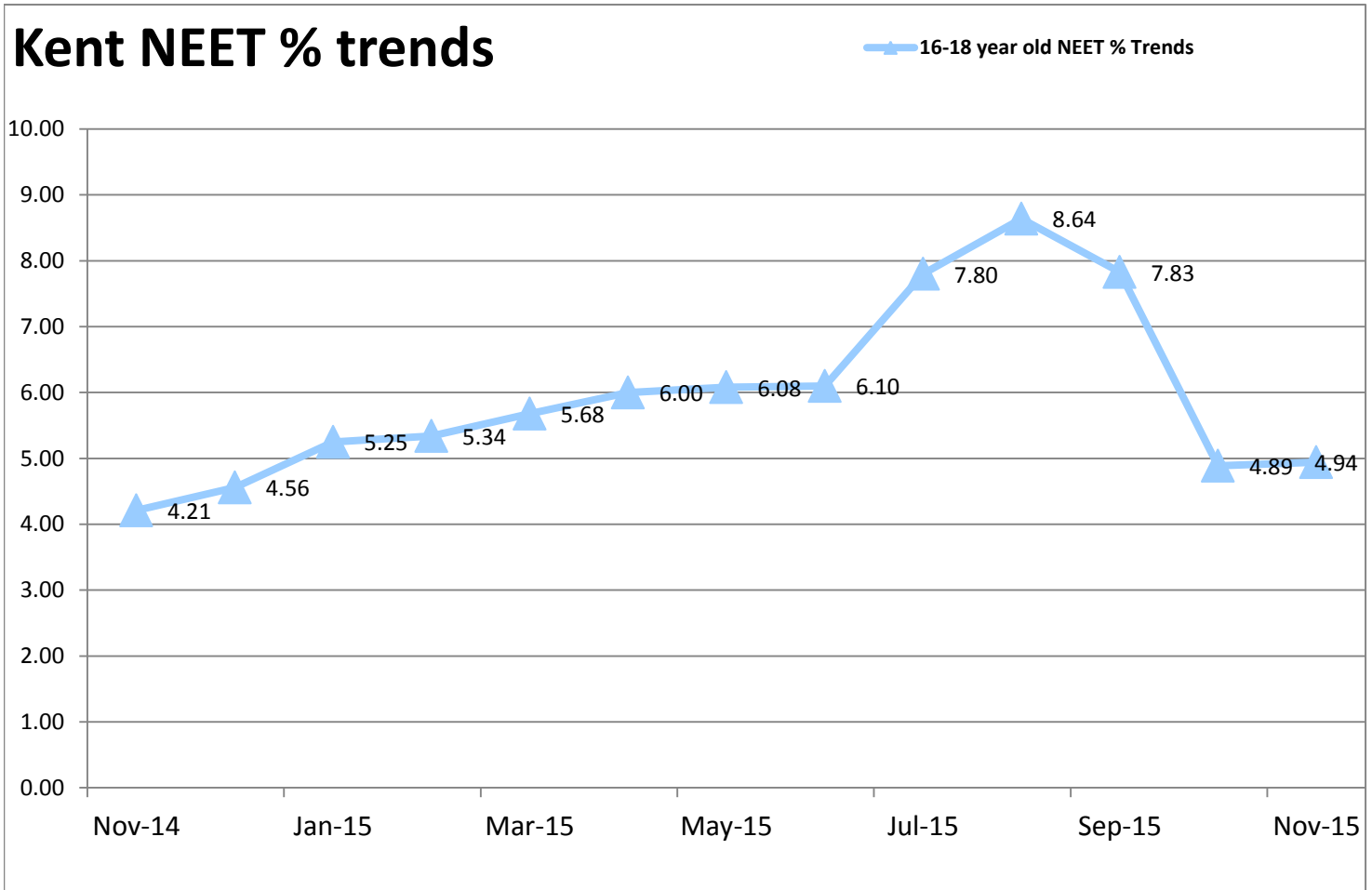
16-18 year old NEET % Trends	Nov-15	Oct-15	Sep-15	Aug-15	Jul-15	Jun-15	May-15	Apr-15	Mar-15	Feb-15	Jan-15	Dec-14	Nov-14
Kent	4.94	4.89	7.83	8.64	7.80	6.10	6.08	6.00	5.68	5.34	5.25	4.56	4.21
Ashford	3.82	3.65	5.78	7.45	6.52	5.75	5.99	5.93	5.55	4.99	4.78	4.29	4.30
Canterbury	5.51	5.41	7.73	9.29	8.29	6.30	6.38	6.17	5.74	5.20	4.98	4.48	3.86
Dartford	4.55	4.44	7.90	8.13	7.15	4.97	5.09	5.40	5.27	5.12	5.16	4.42	4.25
Dover	4.22	4.28	7.85	9.27	8.07	6.02	6.00	5.85	5.67	5.19	5.59	4.74	4.48
Gravesham	6.50	6.93	11.30	10.23	9.57	6.97	6.80	6.44	6.00	5.82	5.81	4.99	4.61
Maidstone	4.61	4.47	6.59	7.85	7.19	5.73	5.60	5.46	5.07	4.70	4.56	4.06	3.94
Sevenoaks	4.23	4.26	6.26	5.58	5.18	4.33	4.26	4.14	4.01	3.66	3.87	3.35	2.79
Shepway	4.34	4.74	7.38	9.13	8.28	6.75	6.61	6.99	6.89	6.53	6.07	5.06	4.68
Swale	6.14	5.73	9.25	11.08	9.97	7.78	7.67	7.55	7.33	7.22	7.15	6.51	6.00
Thanet	5.54	5.37	10.31	11.81	10.59	7.55	7.46	7.34	6.77	6.77	6.51	5.60	4.98
Tonbridge & Malling	4.36	4.30	7.14	7.27	6.64	5.19	5.21	4.99	4.72	4.35	4.25	3.48	3.17
Tunbridge Wells	5.14	4.98	7.15	6.05	5.58	4.70	4.81	4.80	4.37	3.63	3.55	2.91	2.65

16-18 year old Not Known % Trends	Nov-15	Oct-15	Sep-15	Aug-15	Jul-15	Jun-15	May-15	Apr-15	Mar-15	Feb-15	Jan-15	Dec-14	Nov-14
Kent	14.14	21.83	51.73	31.14	27.78	9.24	9.61	9.74	9.62	10.54	11.22	15.21	19.00
Ashford	13.13	19.94	46.41	25.99	22.43	9.97	10.28	10.08	9.89	9.89	10.57	14.98	18.73
Canterbury	12.02	19.23	49.22	33.31	28.20	8.56	9.15	8.97	8.36	9.22	10.03	13.57	15.62
Dartford	19.08	26.20	57.63	33.59	32.32	8.08	8.30	8.82	9.52	10.73	10.88	14.90	19.39
Dover	13.26	21.56	55.29	35.70	31.00	9.98	10.21	10.50	10.02	10.67	12.15	15.81	19.25
Gravesham	18.55	25.53	58.16	33.46	33.07	9.16	9.54	9.61	10.16	11.57	12.36	16.56	21.30
Maidstone	11.74	19.43	50.64	28.56	24.87	7.88	8.39	8.64	8.84	10.14	10.80	14.07	16.97
Sevenoaks	16.31	23.66	50.77	29.20	26.23	10.82	11.41	11.24	11.43	12.01	12.32	15.96	21.61
Shepway	12.16	20.00	46.57	28.18	25.10	10.00	10.13	9.92	9.64	10.28	11.36	16.01	21.59
Swale	13.57	20.43	49.92	32.70	28.47	9.20	9.54	9.48	9.03	10.76	11.13	15.40	18.66
Thanet	15.74	25.70	57.11	40.04	35.98	10.92	11.34	11.74	11.25	12.09	12.74	15.92	18.86
Tonbridge & Malling	12.93	21.00	52.63	28.13	24.98	8.42	8.86	9.29	8.86	10.05	10.64	14.99	19.07
Tunbridge Wells	13.22	21.02	47.37	23.14	20.39	8.02	8.28	8.68	8.98	9.34	9.89	14.93	19.13

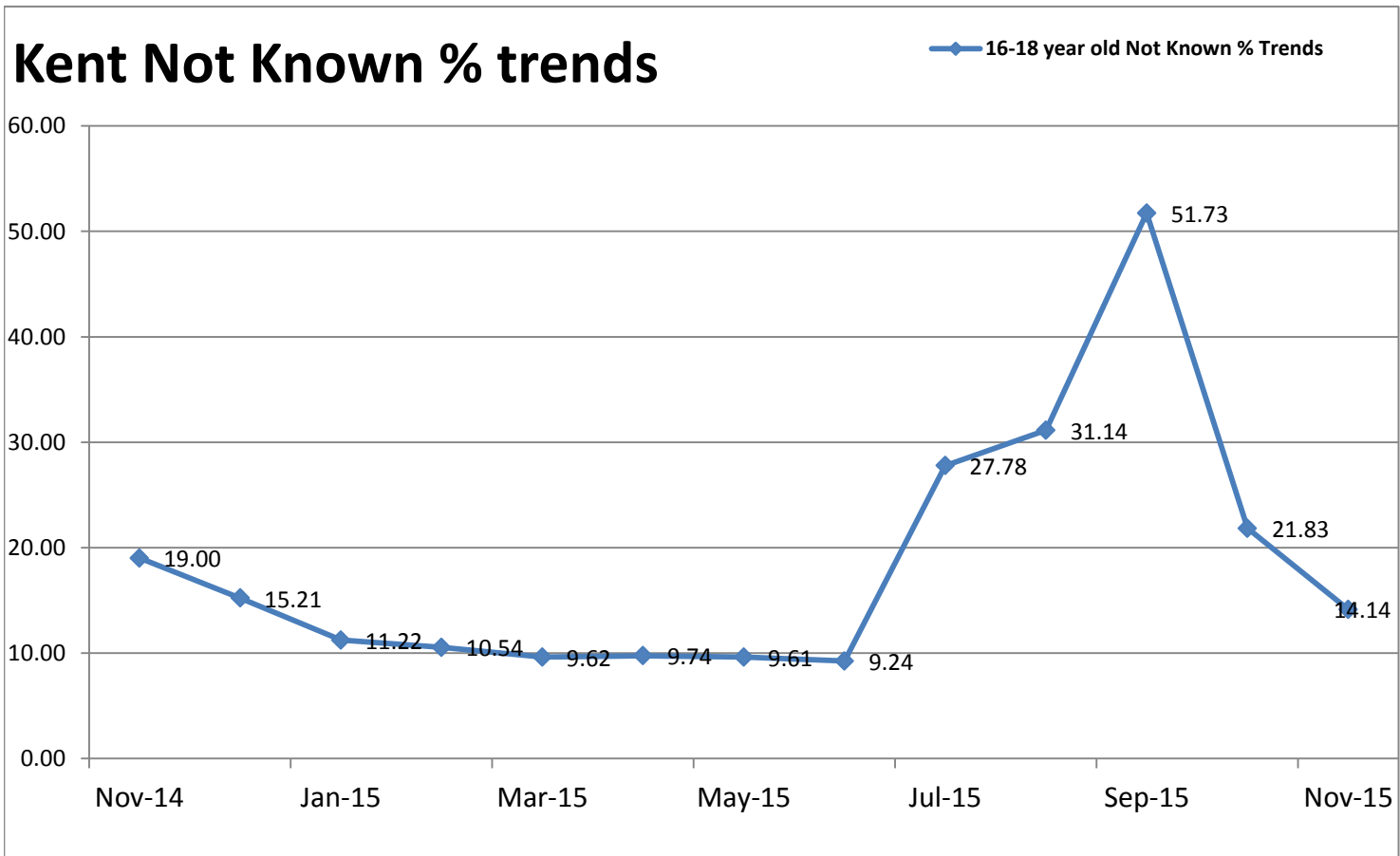
NEETs based on length of time in NEET	Equivalent - November 2014				
	0-6 weeks	7-13 weeks	14-26 weeks	27-52 weeks	52+ weeks
Kent	114	319	716	373	689
Ashford	13	29	43	31	33
Canterbury	10	25	82	35	78
Dartford	5	12	50	22	41
Dover	12	25	21	28	55
Gravesham	7	43	66	32	59
Maidstone	8	30	86	31	62
Sevenoaks	6	20	43	20	35
Shepway	10	24	31	27	51
Swale	15	38	109	41	79
Thanet	17	35	58	44	91
Tonbridge & Malling	5	19	58	26	61
Tunbridge Wells	6	19	69	36	44

Progress RPA - Participating	
% Age 16	% Age 17
90.65%	78.52%
91.62%	80.36%
91.47%	82.50%
86.93%	71.76%
93.41%	79.27%
88.11%	69.46%
92.48%	81.88%
89.22%	75.00%
92.04%	81.03%
89.53%	78.55%
90.16%	77.71%
91.66%	81.56%
90.18%	79.42%

Kent NEET % trends



Kent Not Known % trends



Education and Young People's Services Performance Management

NEET Monthly Report - Kent

16-18 year old cohort by Vulnerable Group	Nov-15	Oct-15	Sep-15	Aug-15	Jul-15	Jun-15	May-15	Apr-15	Mar-15	Feb-15	Jan-15	Dec-14	Nov-14
Children in Care (CIC)	1128	712	708	693	695	699	668	667	666	672	673	678	692
subset CIC resp. not known	5	4	4	4	5								
subset CIC KCC responsibility	858	440	438	446	446								
subset CIC OOC responsibility	265	268	266	243	244								
Caring for own child	214	188	175	406	399	389	373	356	340	336	328	293	281
Asylum seeker	433	47	19	40	40	40	40	40	40	40	40	40	41
Carer not own child	70	66	66	89	88	88	88	87	83	79	77	72	73
Substance Misuse	62	59	59	74	74	73	73	72	72	72	71	71	101
Care Leaver (CL)	18	17	17	87	87	85	85	84	84	81	80	79	77
subset CL resp. not known	1	1	1	0	0								
subset CL KCC responsibility	11	10	10	79	79								
subset CL OOC responsibility	6	6	6	8	8								
Supervised by YOT	108	239	239	241	241	243	242	239	237	236	231	257	289
Pregnancy	139	141	137	235	238	240	210	195	188	177	168	157	143
Parent not caring for own child	7	7	7	16	16	16	16	16	16	16	16	13	13
SEND (16-18 year olds)	2224	2232	2232	2071	2078	2079	2083	2082	2082	2088	2086	2087	2094
SEND (19+ year olds)	541	595	627	3867	3895	3895	3895	3895	3895	3898	3898	3900	3901
Total 16-18 cohort with at least one vulnerable group	3608	3275	3228	3487	3482	3479	3418	3381	3356	3339	3316	3279	3309

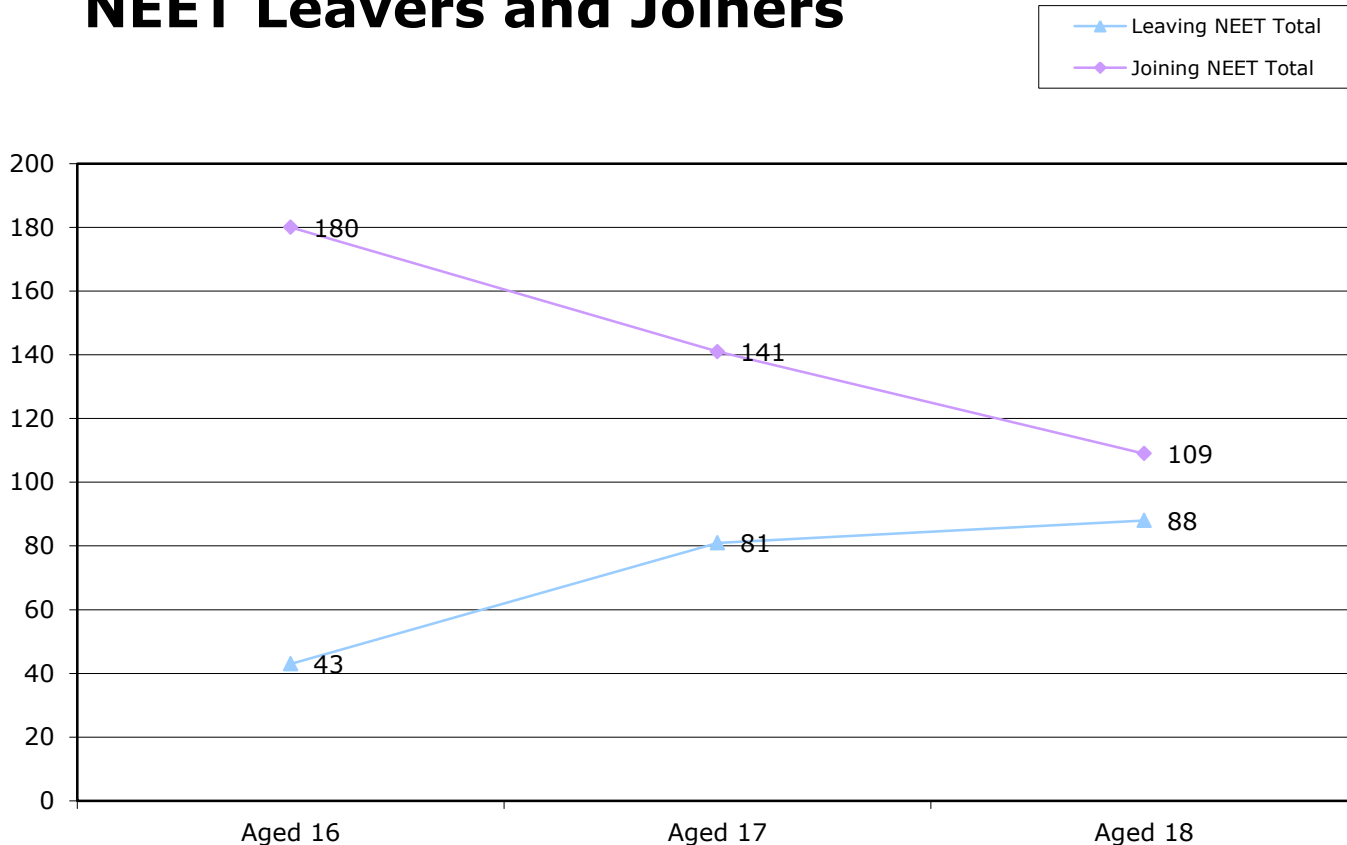
16-18 year old NEET by Vulnerable Group	Nov-15	Oct-15	Sep-15	Aug-15	Jul-15	Jun-15	May-15	Apr-15	Mar-15	Feb-15	Jan-15	Dec-14	Nov-14
Children in Care (CIC)	117	113	106	131	127	121	116	114	107	98	97	94	91
subset CIC resp. not known	3	3	3	3	4								
subset CIC KCC responsibility	98	92	88	103	98								
subset CIC OOC responsibility	16	18	15	25	25								
Caring for own child	154	131	124	292	290	281	267	253	237	230	224	187	175
Asylum seeker	3	7	3	4	4	4	4	4	4	4	4	5	5
Carer not own child	19	14	16	31	31	32	31	30	28	25	23	21	18
Substance Misuse	15	12	14	16	16	16	16	14	14	11	14	12	19
Care Leaver (CL)	9	8	9	41	40	38	38	38	38	37	33	31	28
subset CL resp. not known	0	0	1	0	0								
subset CL KCC responsibility	6	5	5	37	36								
subset CL OOC responsibility	3	3	3	4	4								
Supervised by YOT	38	82	89	91	91	87	89	83	83	77	75	85	75
Pregnancy	94	91	89	166	168	171	164	153	148	136	130	112	96
Parent not caring for own child	3	3	3	8	7	7	7	7	7	8	9	7	5
SEND (16-18 year olds)	186	163	173	221	212	194	198	191	193	174	168	166	154
SEND (19+ year olds)	79	84	91	841	839	849	841	836	837	833	834	830	826
Total 16-18 NEET with at least one vulnerable group	550	519	516	858	857	816	796	761	733	680	659	598	546

16-18 year old Not Knowns by Vulnerable Group	Nov-15	Oct-15	Sep-15	Aug-15	Jul-15	Jun-15	May-15	Apr-15	Mar-15	Feb-15	Jan-15	Dec-14	Nov-14
Children in Care (CIC)	209	299	460	360	311	121	115	107	97	99	95	99	169
subset CIC resp. not known	0	0	1	1	1								
subset CIC KCC responsibility	121	176	253	204	177								
subset CIC OOC responsibility	88	123	206	155	133								
Caring for own child	28	36	36	84	75	48	45	45	38	38	35	38	44
Asylum seeker	19	7	13	30	25	13	12	12	9	10	10	10	16
Carer not own child	16	19	37	40	38	15	16	14	10	9	9	8	9
Substance Misuse	15	18	30	35	32	19	16	15	12	12	11	5	30
Care Leaver (CL)	5	4	5	37	35	21	19	18	18	16	18	12	16
subset CL resp. not known	0	0	0	0	0								
subset CL KCC responsibility	3	3	3	34	32								
subset CL OOC responsibility	2	1	2	3	3								
Supervised by YOT	34	90	109	91	76	37	26	15	12	5	1	8	72
Pregnancy	27	33	37	50	45	25	21	20	14	14	14	15	14
Parent not caring for own child	2	2	3	6	7	3	4	3	1	0	0	0	1
SEND (16-18 year olds)	429	642	1333	1011	954	330	314	298	279	284	304	337	404
SEND (19+ year olds)	292	349	504	2912	2886	2700	2693	2655	2548	2552	2529	2532	2520
Total 16-18 not known with at least one vulnerable group	657	976	1812	1531	1407	543	509	478	428	429	441	474	645

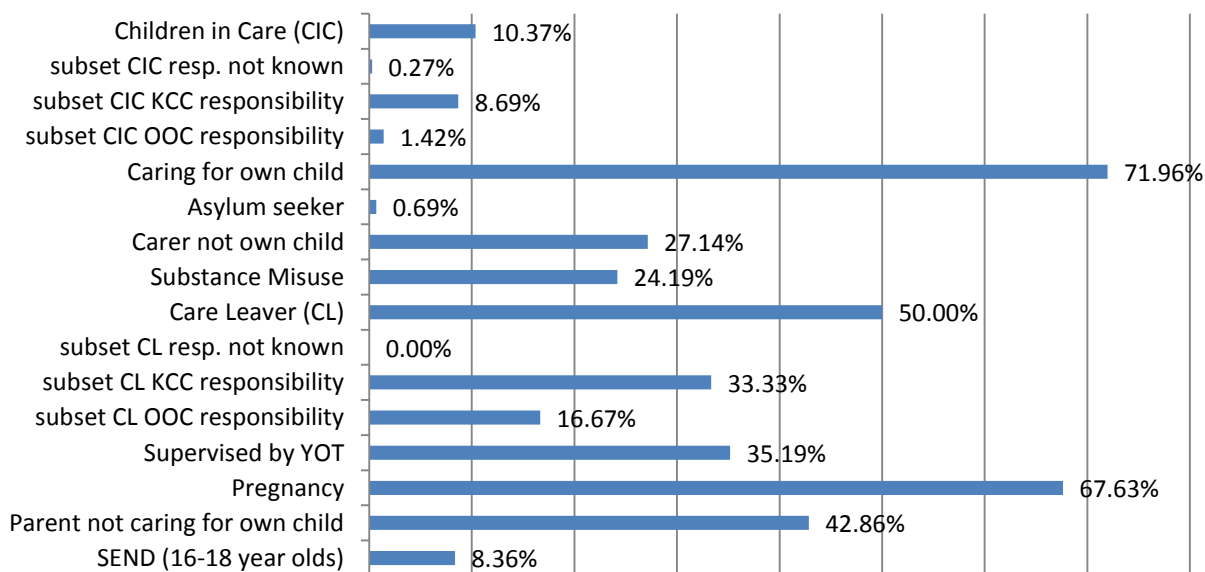
16-18 Year old NEET Leavers & Joiners	Aged 16	Aged 17	Aged 18	16-18 Total	Aged 19
Leaving NEET Total	43	81	88	212	106
Education	4	22	22	48	2
Employment	6	25	52	83	0
Government supported training	30	28	12	70	2
Re-engagement Provision	0	0	0	0	0
Transfer to another LA	1	1	1	3	1
Age reached where no active record required	0	0	0	0	101
Left England so no longer active record	0	0	0	0	0
Found to be a duplicate record	0	0	0	0	0
Deceased	0	0	0	0	0
Custodial Sentence	0	3	1	4	0
Cannot Be Contacted	0	0	0	0	0
Refused to disclose activity	0	0	0	0	0
Unknown Activity	0	0	0	0	0
Other Reason	2	2	0	4	0
Joining NEET Total	180	141	109	430	17
Education	37	16	5	58	9
Employment	1	2	2	5	0
Training	3	4	2	9	0
Re-engagement Provision	0	0	0	0	0
From other area	0	0	0	0	0
Other (inc custodial sentence)	139	119	100	358	8
Joiners>Leavers	-137	-60	-21	-218	89

16-18 Year Old NEET Labour Market Summary	No	%
Available:		
Working not for reward	57	3.01%
Not yet ready for work or learning	96	5.07%
Start Date agreed (other)	14	0.74%
Start Date agreed (RPA compliant)	35	1.85%
Seeking EET	1690	89.32%
Available Total	1892	100%
Unavailable:		
Young carers	10	3.13%
Teenage parents	117	36.68%
Illness	134	42.01%
Pregnancy	56	17.55%
Religious grounds	0	0.00%
Unlikely to be economically active	2	0.63%
Other reason	0	0.00%
Unavailable Total	319	100%

NEET Leavers and Joiners



% of Vulnerable Cohorts who are NEET



Education and Young People's Services Performance Management

NEET Monthly Report - Ashford

16-18 year old cohort by Vulnerable Group	Nov-15	Oct-15	Sep-15	Aug-15	Jul-15	Jun-15	May-15	Apr-15	Mar-15	Feb-15	Jan-15	Dec-14	Nov-14
Children in Care	194	61	69	61	61	60	55	56	56	55	55	53	56
subset CIC resp. not known	0	0	0	0	0								
subset CIC KCC responsibility	171	38	41	37	37								
subset CIC OOC responsibility	23	23	28	24	24								
Caring for own child	14	12	11	29	28	28	26	23	23	23	22	18	15
Asylum seeker	137	16	2	4	4	4	4	4	4	4	4	4	4
Carer not own child	9	9	9	10	10	10	10	10	10	10	10	10	10
Substance Misuse	5	5	5	7	7	7	7	7	7	7	7	6	6
Care Leaver	2	1	1	6	6	6	5	5	5	5	4	4	5
subset CL resp. not known	0	0	0	0	0								
subset CL KCC responsibility	2	1	1	6	6								
subset CL OOC responsibility	0	0	0	0	0								
Supervised by YOT	6	10	10	13	13	13	13	13	13	13	14	15	17
Pregnancy	8	8	7	15	16	16	14	13	12	11	10	11	9
Parent not caring for own child	0	0	0	0	0	0	0	0	0	0	0	0	1
SEND (16-18 year olds)	177	177	189	154	154	154	154	153	153	153	152	152	155
SEND (19+ year olds)	42	44	44	316	319	319	319	319	319	319	319	320	322
Total 16-18 cohort with at least one vulnerable group	387	266	264	263	262	262	254	251	250	248	246	242	242

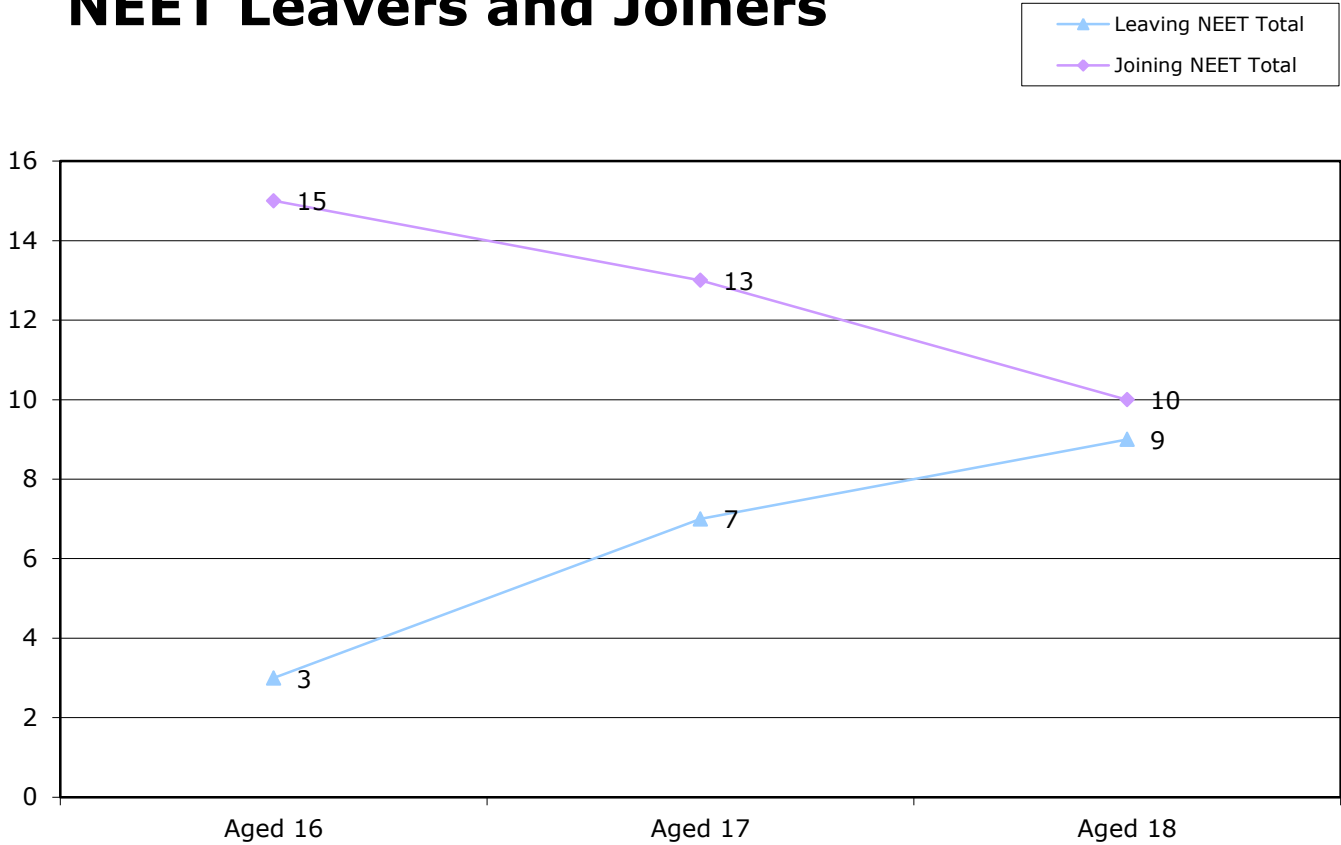
16-18 year old NEET by Vulnerable Group	Nov-15	Oct-15	Sep-15	Aug-15	Jul-15	Jun-15	May-15	Apr-15	Mar-15	Feb-15	Jan-15	Dec-14	Nov-14
Children in Care	13	12	13	14	12	13	13	14	14	12	12	9	9
subset CIC resp. not known	0	0	0	0	0								
subset CIC KCC responsibility	10	10	11	14	12								
subset CIC OOC responsibility	3	2	2	0	0								
Caring for own child	12	10	8	22	21	21	20	17	17	16	15	10	7
Asylum seeker	0	1	0	0	0	0	0	0	0	0	0	0	0
Carer not own child	1	1	2	1	1	1	1	1	1	1	1	1	1
Substance Misuse	2	3	3	4	4	4	4	4	4	3	3	2	2
Care Leaver	2	1	1	4	4	4	3	3	3	3	3	3	4
subset CL resp. not known	0	0	0	0	0								
subset CL KCC responsibility	2	1	1	4	4								
subset CL OOC responsibility	0	0	0	0	0								
Supervised by YOT	2	3	4	5	5	5	5	5	5	5	4	3	5
Pregnancy	6	6	5	9	10	11	10	10	8	7	6	5	3
Parent not caring for own child	0	0	0	0	0	0	0	0	0	0	0	0	1
SEND (16-18 year olds)	12	12	13	15	13	12	14	12	10	10	10	9	10
SEND (19+ year olds)	6	8	8	40	41	41	40	40	39	40	40	41	47
Total 16-18 NEET with at least one vulnerable group	42	41	40	59	56	57	56	53	48	44	42	32	30

16-18 year old Not Knowns by Vulnerable Group	Nov-15	Oct-15	Sep-15	Aug-15	Jul-15	Jun-15	May-15	Apr-15	Mar-15	Feb-15	Jan-15	Dec-14	Nov-14
Children in Care	24	26	43	33	31	15	12	12	11	8	6	6	13
subset CIC resp. not known	0	0	0	0	0								
subset CIC KCC responsibility	14	13	22	15	14								
subset CIC OOC responsibility	10	13	21	18	17								
Caring for own child	1	1	1	4	4	4	4	4	2	2	2	2	2
Asylum seeker	7	2	2	4	3	2	2	2	0	0	0	0	2
Carer not own child	2	2	5	6	6	3	3	2	1	1	1	1	1
Substance Misuse	0	0	2	1	1	1	1	1	1	0	0	0	0
Care Leaver	0	0	0	1	1	2	2	2	2	2	1	0	0
subset CL resp. not known	0	0	0	0	0								
subset CL KCC responsibility	0	0	0	1	1								
subset CL OOC responsibility	0	0	0	0	0								
Supervised by YOT	2	3	3	3	3	4	3	1	1	1	1	2	1
Pregnancy	2	2	2	5	5	4	4	3	3	2	2	3	2
Parent not caring for own child	0	0	0	0	0	0	0	0	0	0	0	0	0
SEND (16-18 year olds)	35	54	113	63	55	26	23	22	21	20	20	26	32
SEND (19+ year olds)	26	26	34	263	266	254	247	244	233	234	232	235	239
Total not known with at least one vulnerable group	58	77	147	104	94	51	47	44	38	34	31	38	44

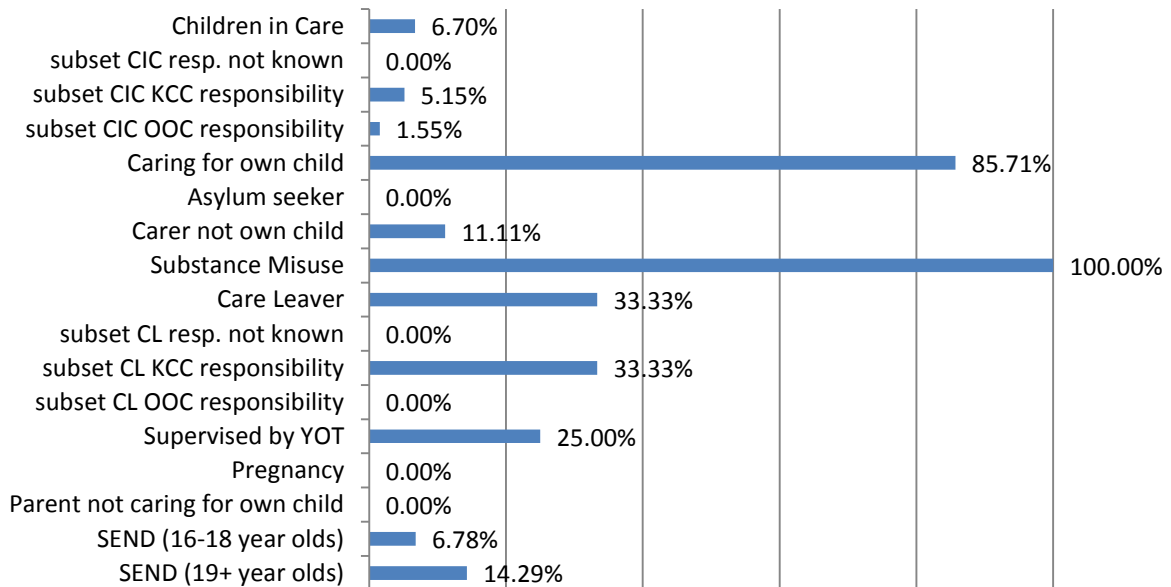
16-18 Year old NEET Leavers & Joiners	Aged 16	Aged 17	Aged 18	16-18 Total	Aged 19
Leaving NEET Total	3	7	9	19	8
Education	0	1	0	1	0
Employment	0	2	5	7	0
Government supported training	3	3	4	10	0
Re-engagement Provision	0	0	0	0	0
Transfer to another LA	0	0	0	0	0
Age reached where no active record required	0	0	0	0	8
Left England so no longer active record	0	0	0	0	0
Found to be a duplicate record	0	0	0	0	0
Deceased	0	0	0	0	0
Custodial Sentence	0	0	0	0	0
Cannot Be Contacted	0	0	0	0	0
Refused to disclose activity	0	0	0	0	0
Unknown Activity	0	0	0	0	0
Other Reason	0	1	0	1	0
Joining NEET Total	15	13	10	38	0
Education	4	2	0	6	0
Employment	0	0	0	0	0
Training	0	0	0	0	0
Re-engagement Provision	0	0	0	0	0
From other area	0	0	0	0	0
Other (inc custodial sentence)	11	11	10	32	0
Joiners>Leavers	-12	-6	-1	-19	8

16-18 Year Old NEET Labour Market Summary	No	%
Available:		
Working not for reward	4	3.33%
Not yet ready for work or learning	13	10.83%
Start Date agreed (other)	0	0.00%
Start Date agreed (RPA compliant)	1	0.83%
Seeking EET	102	85.00%
Available Total	120	100%
Unavailable:		
Young carers	1	3.45%
Teenage parents	8	27.59%
Illness	16	55.17%
Pregnancy	4	13.79%
Religious grounds	0	0.00%
Unlikely to be economically active	0	0.00%
Other reason	0	0.00%
Unavailable Total	29	100%

NEET Leavers and Joiners



% of Vulnerable Cohorts who are NEET



Education and Young People's Services Performance Management

NEET Monthly Report - Canterbury

16-18 year old cohort by Vulnerable Group	Nov-15	Oct-15	Sep-15	Aug-15	Jul-15	Jun-15	May-15	Apr-15	Mar-15	Feb-15	Jan-15	Dec-14	Nov-14
Children in Care	176	85	80	85	85	85	81	80	80	81	82	83	87
subset CIC resp. not known	2	2	2	2	2								
subset CIC KCC responsibility	128	38	36	43	43								
subset CIC OOC responsibility	46	54	42	40	40								
Caring for own child	18	16	14	36	35	35	33	33	31	32	32	28	28
Asylum seeker	89	5	1	7	7	7	7	7	7	7	6	6	7
Carer not own child	6	6	6	4	4	4	4	4	4	4	4	4	4
Substance Misuse	9	9	9	9	9	9	9	9	9	9	9	9	10
Care Leaver	0	0	0	6	6	6	6	6	6	6	7	7	6
subset CL resp. not known	0	0	0	0	0								
subset CL KCC responsibility	0	0	0	6	6								
subset CL OOC responsibility	0	0	0	0	0								
Supervised by YOT	7	27	28	20	20	20	20	19	19	19	16	18	23
Pregnancy	16	15	14	24	24	24	20	20	20	18	16	13	10
Parent not caring for own child	0	0	0	0	0	0	0	0	0	1	1	0	0
SEND (16-18 year olds)	244	242	226	221	222	223	224	223	223	224	223	222	220
SEND (19+ year olds)	53	57	59	343	345	345	345	345	345	346	346	346	345
Total 16-18 cohort with at least one vulnerable group	434	357	332	357	356	357	349	348	346	345	341	334	337

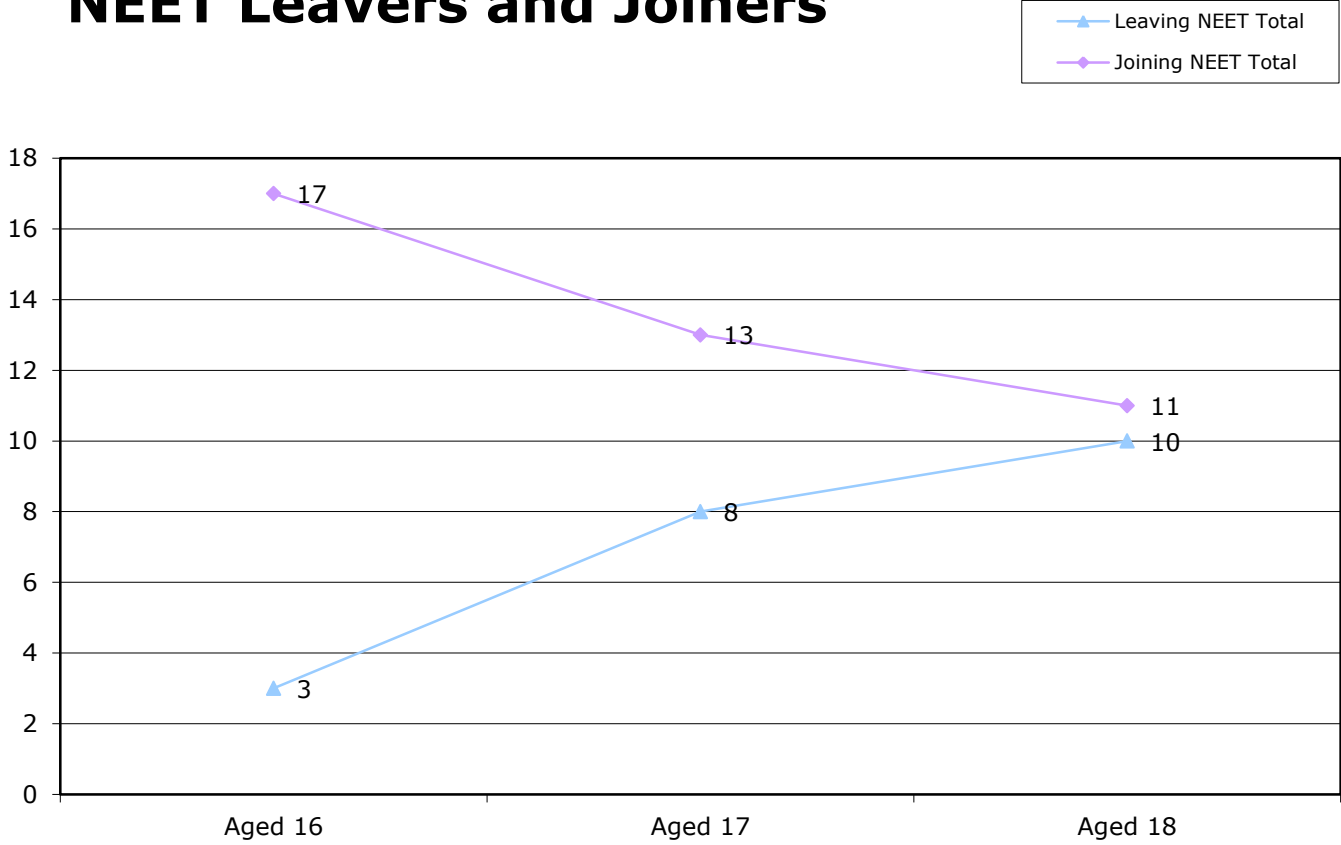
16-18 year old NEET by Vulnerable Group	Nov-15	Oct-15	Sep-15	Aug-15	Jul-15	Jun-15	May-15	Apr-15	Mar-15	Feb-15	Jan-15	Dec-14	Nov-14
Children in Care	12	13	11	14	14	14	14	12	11	11	10	9	9
subset CIC resp. not known	1	2	1	1	1								
subset CIC KCC responsibility	7	7	7	8	8								
subset CIC OOC responsibility	4	5	3	5	5								
Caring for own child	10	9	7	22	22	22	20	20	18	18	19	14	14
Asylum seeker	0	1	0	1	1	1	1	1	1	1	1	1	1
Carer not own child	1	0	0	0	0	0	0	0	0	0	0	0	0
Substance Misuse	1	1	1	2	2	2	1	1	1	1	0	0	0
Care Leaver	0	0	0	5	5	5	5	5	5	5	2	2	2
subset CL resp. not known	0	0	0	0	0								
subset CL KCC responsibility	0	0	0	5	5								
subset CL OOC responsibility	0	0	0	0	0								
Supervised by YOT	5	7	8	7	7	8	8	7	7	6	3	4	3
Pregnancy	14	14	12	19	19	19	19	19	19	17	15	12	9
Parent not caring for own child	0	0	0	0	0	0	0	0	0	1	1	0	0
SEND (16-18 year olds)	24	21	22	27	26	25	25	23	25	23	21	18	18
SEND (19+ year olds)	8	9	9	78	78	77	77	77	77	77	78	77	75
Total 16-18 NEET with at least one vulnerable group	58	56	51	82	80	80	77	74	73	67	59	49	45

16-18 year old Not Knowns by Vulnerable Group	Nov-15	Oct-15	Sep-15	Aug-15	Jul-15	Jun-15	May-15	Apr-15	Mar-15	Feb-15	Jan-15	Dec-14	Nov-14
Children in Care	21	30	55	47	44	12	11	11	9	11	12	13	18
subset CIC resp. not known	0	0	1	1	1								
subset CIC KCC responsibility	14	20	25	19	19								
subset CIC OOC responsibility	7	10	29	27	24								
Caring for own child	6	6	7	11	9	6	6	6	5	5	5	6	7
Asylum seeker	2	1	1	6	6	4	3	3	2	2	2	2	3
Carer not own child	3	4	5	2	2	0	0	0	0	0	0	0	0
Substance Misuse	2	2	5	4	4	2	2	2	2	2	2	2	3
Care Leaver	0	0	0	1	1	0	0	0	0	0	2	1	0
subset CL resp. not known	0	0	0	0	0								
subset CL KCC responsibility	0	0	0	1	1								
subset CL OOC responsibility	0	0	0	0	0								
Supervised by YOT	1	11	15	9	8	1	0	0	0	0	0	0	7
Pregnancy	1	1	2	3	3	2	0	0	0	0	0	0	0
Parent not caring for own child	0	0	0	0	0	0	0	0	0	0	0	0	0
SEND (16-18 year olds)	46	72	131	116	112	32	31	29	27	30	30	33	34
SEND (19+ year olds)	35	38	48	259	260	218	218	216	208	210	214	216	208
Total not known with at least one vulnerable group	71	111	193	170	160	52	47	45	40	44	47	50	61

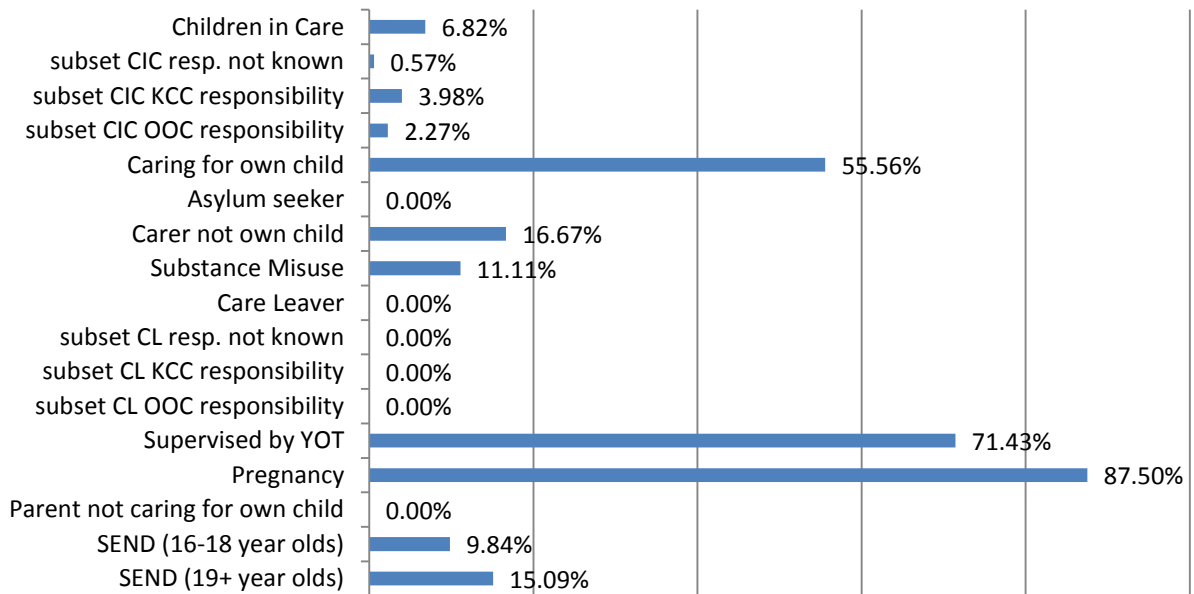
16-18 Year old NEET Leavers & Joiners	Aged 16	Aged 17	Aged 18	16-18 Total	Aged 19
Leaving NEET Total	3	8	10	21	11
Education	1	2	4	7	0
Employment	0	0	6	6	0
Government supported training	1	4	0	5	0
Re-engagement Provision	0	0	0	0	0
Transfer to another LA	0	1	0	1	0
Age reached where no active record required	0	0	0	0	11
Left England so no longer active record	0	0	0	0	0
Found to be a duplicate record	0	0	0	0	0
Deceased	0	0	0	0	0
Custodial Sentence	0	0	0	0	0
Cannot Be Contacted	0	0	0	0	0
Refused to disclose activity	0	0	0	0	0
Unknown Activity	0	0	0	0	0
Other Reason	1	1	0	2	0
Joining NEET Total	17	13	11	41	0
Education	2	1	1	4	0
Employment	0	0	0	0	0
Training	1	0	0	1	0
Re-engagement Provision	0	0	0	0	0
From other area	0	0	0	0	0
Other (inc custodial sentence)	14	12	10	36	0
Joiners>Leavers	-14	-5	-1	-20	11

16-18 Year Old NEET Labour Market Summary	No	%
Available:		
Working not for reward	7	3.55%
Not yet ready for work or learning	7	3.55%
Start Date agreed (other)	1	0.51%
Start Date agreed (RPA compliant)	2	1.02%
Seeking EET	180	91.37%
Available Total	197	100%
Unavailable:		
Young carers	0	0.00%
Teenage parents	8	24.24%
Illness	16	48.48%
Pregnancy	9	27.27%
Religious grounds	0	0.00%
Unlikely to be economically active	0	0.00%
Other reason	0	0.00%
Unavailable Total	33	100%

NEET Leavers and Joiners



% of Vulnerable Cohorts who are NEET



Education and Young People's Services Performance Management

NEET Monthly Report - Dartford

16-18 year old cohort by Vulnerable Group	Nov-15	Oct-15	Sep-15	Aug-15	Jul-15	Jun-15	May-15	Apr-15	Mar-15	Feb-15	Jan-15	Dec-14	Nov-14
Children in Care	37	31	27	31	29	28	25	24	25	26	25	28	30
subset CIC resp. not known	1	1	1	1	1								
subset CIC KCC responsibility	25	19	16	19	17								
subset CIC OOC responsibility	11	11	10	11	11								
Caring for own child	10	6	4	16	16	14	14	14	14	14	14	13	13
Asylum seeker	3	0	0	1	1	1	1	1	1	1	1	1	1
Carer not own child	2	2	1	5	5	5	5	5	5	5	5	5	5
Substance Misuse	1	1	1	2	1	1	1	1	1	1	1	1	2
Care Leaver	0	0	0	2	2	2	2	2	2	2	2	2	2
subset CL resp. not known	0	0	0	0	0								
subset CL KCC responsibility	0	0	0	2	2								
subset CL OOC responsibility	0	0	0	0	0								
Supervised by YOT	6	11	10	11	10	9	9	9	9	10	10	12	14
Pregnancy	2	2	3	7	6	6	3	3	3	3	3	3	2
Parent not caring for own child	0	0	0	1	1	1	1	1	1	1	1	1	1
SEND (16-18 year olds)	111	112	120	114	114	113	113	113	114	114	115	116	115
SEND (19+ year olds)	34	36	37	248	248	248	248	248	248	248	248	248	248
Total 16-18 cohort with at least one vulnerable group	154	150	153	175	172	170	164	163	165	166	166	167	167

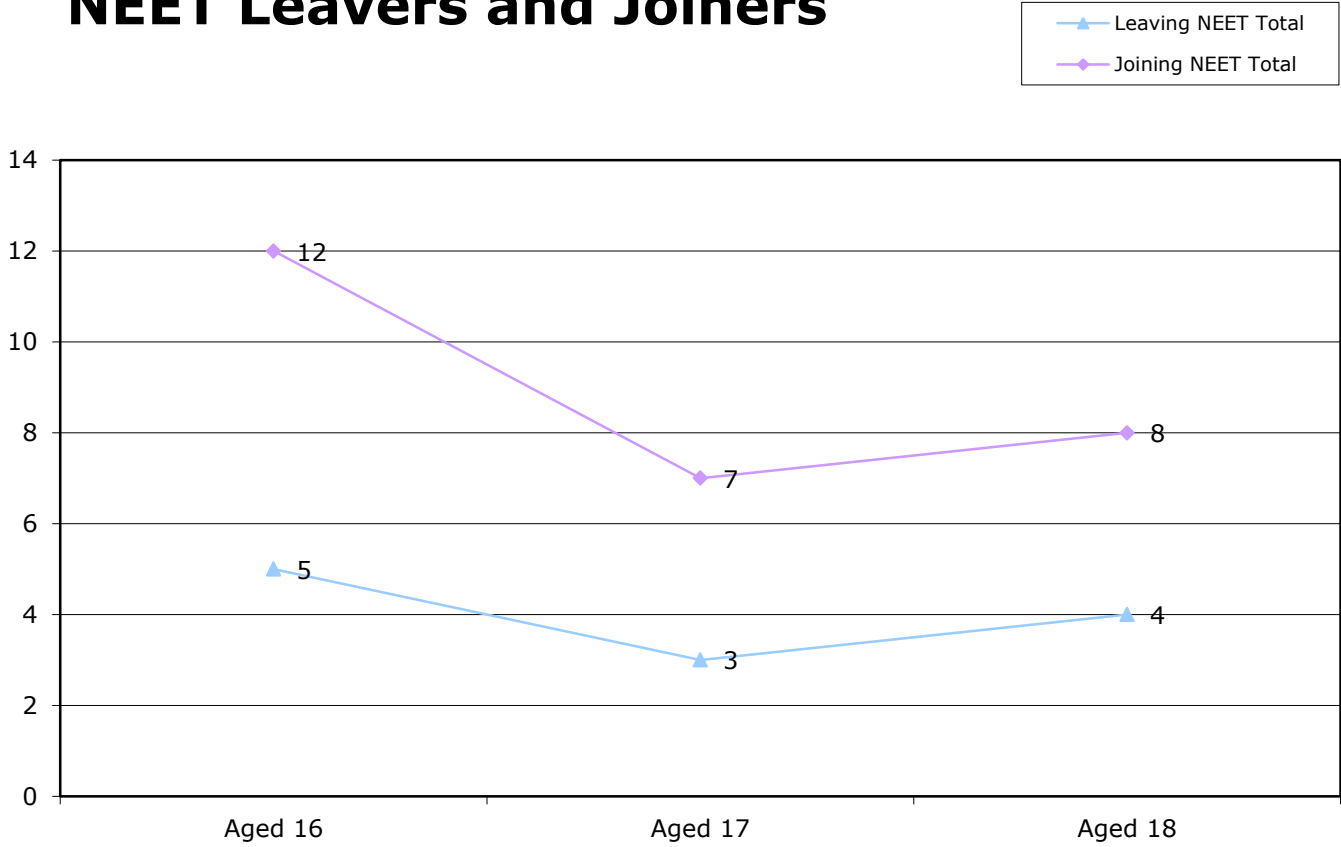
16-18 year old NEET by Vulnerable Group	Nov-15	Oct-15	Sep-15	Aug-15	Jul-15	Jun-15	May-15	Apr-15	Mar-15	Feb-15	Jan-15	Dec-14	Nov-14
Children in Care	7	8	7	10	8	6	5	5	5	5	5	6	8
subset CIC resp. not known	1	1	1	1	1								
subset CIC KCC responsibility	5	6	5	7	5								
subset CIC OOC responsibility	1	1	1	2	2								
Caring for own child	8	5	4	15	15	13	13	13	13	13	13	12	12
Asylum seeker	0	0	0	1	1	1	1	1	1	1	1	1	1
Carer not own child	0	0	0	1	1	1	1	1	1	1	1	2	2
Substance Misuse	0	0	0	0	0	0	0	0	0	0	0	0	0
Care Leaver	0	0	0	0	0	0	0	0	0	0	0	0	0
subset CL resp. not known	0	0	0	0	0								
subset CL KCC responsibility	0	0	0	0	0								
subset CL OOC responsibility	0	0	0	0	0								
Supervised by YOT	2	4	4	3	4	3	3	2	2	4	4	4	3
Pregnancy	1	1	2	4	3	3	2	2	2	2	2	2	1
Parent not caring for own child	0	0	0	1	1	1	1	1	1	1	1	1	1
SEND (16-18 year olds)	8	5	7	7	6	4	5	4	5	4	4	5	4
SEND (19+ year olds)	4	5	4	42	42	41	40	40	40	40	40	40	40
Total 16-18 NEET with at least one vulnerable group	23	20	20	35	32	28	27	25	26	26	26	27	26

16-18 year old Not Knowns by Vulnerable Group	Nov-15	Oct-15	Sep-15	Aug-15	Jul-15	Jun-15	May-15	Apr-15	Mar-15	Feb-15	Jan-15	Dec-14	Nov-14
Children in Care	9	13	16	14	12	8	6	6	6	5	5	6	9
subset CIC resp. not known	0	0	0	0	0								
subset CIC KCC responsibility	4	7	8	7	7								
subset CIC OOC responsibility	5	6	8	7	5								
Caring for own child	0	0	0	1	1	1	1	1	1	1	1	1	1
Asylum seeker	0	0	0	0	0	0	0	0	0	0	0	0	0
Carer not own child	1	1	1	3	3	2	2	2	2	2	1	1	1
Substance Misuse	0	0	0	1	1	1	1	1	1	1	1	1	2
Care Leaver	0	0	0	2	2	2	2	2	2	2	2	2	2
subset CL resp. not known	0	0	0	0	0								
subset CL KCC responsibility	0	0	0	2	2								
subset CL OOC responsibility	0	0	0	0	0								
Supervised by YOT	2	3	4	6	3	1	1	1	1	0	0	0	3
Pregnancy	1	1	1	3	3	1	1	1	1	1	1	0	0
Parent not caring for own child	0	0	0	0	0	0	0	0	0	0	0	0	0
SEND (16-18 year olds)	29	39	68	52	48	15	14	13	12	13	16	19	22
SEND (19+ year olds)	17	18	31	201	194	185	185	185	182	182	181	173	175
Total not known with at least one vulnerable group	38	52	84	78	70	28	25	24	23	23	25	28	34

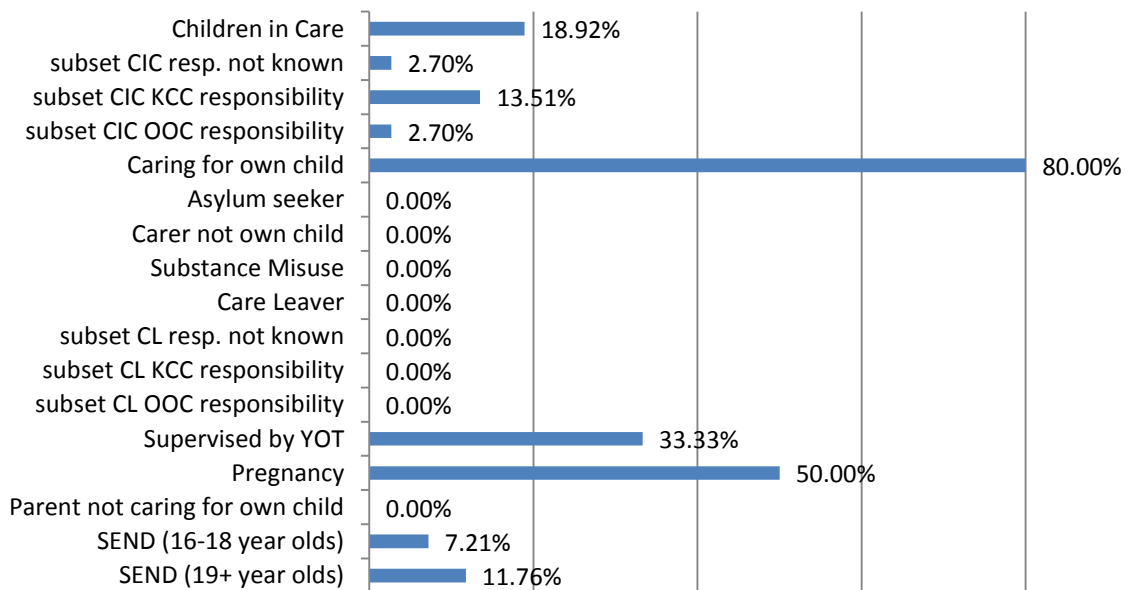
16-18 Year old NEET Leavers & Joiners	Aged 16	Aged 17	Aged 18	16-18 Total	Aged 19
Leaving NEET Total	5	3	4	12	15
Education	1	0	1	2	1
Employment	1	0	3	4	0
Government supported training	3	3	0	6	0
Re-engagement Provision	0	0	0	0	0
Transfer to another LA	0	0	0	0	1
Age reached where no active record required	0	0	0	0	13
Left England so no longer active record	0	0	0	0	0
Found to be a duplicate record	0	0	0	0	0
Deceased	0	0	0	0	0
Custodial Sentence	0	0	0	0	0
Cannot Be Contacted	0	0	0	0	0
Refused to disclose activity	0	0	0	0	0
Unknown Activity	0	0	0	0	0
Other Reason	0	0	0	0	0
Joining NEET Total	12	7	8	27	0
Education	1	0	1	2	0
Employment	1	0	1	2	0
Training	0	0	0	0	0
Re-engagement Provision	0	0	0	0	0
From other area	0	0	0	0	0
Other (inc custodial sentence)	10	7	6	23	0
Joiners>Leavers	-7	-4	-4	-15	15

16-18 Year Old NEET Labour Market Summary	No	%
Available:		
Working not for reward	0	0.00%
Not yet ready for work or learning	3	2.59%
Start Date agreed (other)	2	1.72%
Start Date agreed (RPA compliant)	2	1.72%
Seeking EET	109	93.97%
Available Total	116	100%
Unavailable:		
Young carers	0	0.00%
Teenage parents	6	42.86%
Illness	7	50.00%
Pregnancy	1	7.14%
Religious grounds	0	0.00%
Unlikely to be economically active	0	0.00%
Other reason	0	0.00%
Unavailable Total	14	100%

NEET Leavers and Joiners



% of Vulnerable Cohorts who are NEET



Education and Young People's Services Performance Management

NEET Monthly Report - Dover

16-18 year old cohort by Vulnerable Group	Nov-15	Oct-15	Sep-15	Aug-15	Jul-15	Jun-15	May-15	Apr-15	Mar-15	Feb-15	Jan-15	Dec-14	Nov-14
Children in Care	61	55	60	55	55	55	52	54	54	56	56	59	61
subset CIC resp. not known	0	0	0	0	0								
subset CIC KCC responsibility	49	40	44	40	40								
subset CIC OOC responsibility	12	15	16	15	15								
Caring for own child	18	17	16	43	42	41	41	39	36	34	34	31	29
Asylum seeker	10	3	2	4	4	4	4	4	4	4	4	4	4
Carer not own child	6	6	6	6	6	6	6	6	6	6	6	5	4
Substance Misuse	14	13	13	16	16	16	16	15	15	15	15	17	22
Care Leaver	1	1	1	10	9	9	10	10	10	10	10	10	7
subset CL resp. not known	0	0	0	0	0								
subset CL KCC responsibility	1	1	1	10	9								
subset CL OOC responsibility	0	0	0	0	0								
Supervised by YOT	16	30	30	27	28	28	29	30	31	31	30	39	41
Pregnancy	19	16	16	21	21	22	22	22	23	20	20	18	17
Parent not caring for own child	1	1	1	2	2	2	2	2	2	2	2	2	2
SEND (16-18 year olds)	180	190	193	173	175	175	177	179	179	180	180	181	185
SEND (19+ year olds)	52	60	63	341	341	341	341	341	341	341	341	340	341
Total 16-18 cohort with at least one vulnerable group	284	288	290	310	309	309	311	310	309	306	305	308	310

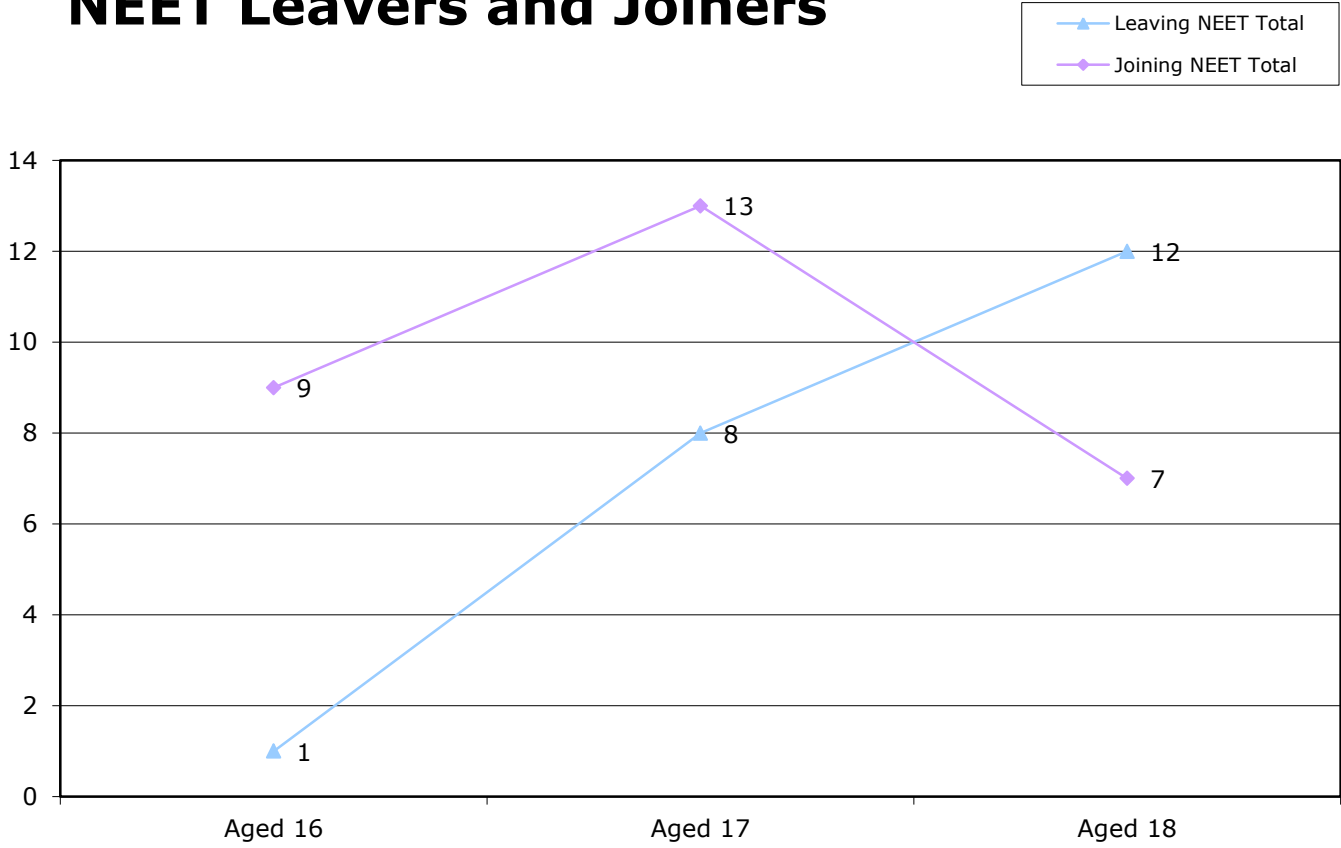
16-18 year old NEET by Vulnerable Group	Nov-15	Oct-15	Sep-15	Aug-15	Jul-15	Jun-15	May-15	Apr-15	Mar-15	Feb-15	Jan-15	Dec-14	Nov-14
Children in Care	10	9	8	14	12	11	10	10	11	7	9	9	9
subset CIC resp. not known	0	0	0	0	0								
subset CIC KCC responsibility	10	9	8	12	10								
subset CIC OOC responsibility	0	0	0	2	2								
Caring for own child	11	11	11	26	25	24	23	23	20	19	21	20	18
Asylum seeker	0	0	0	0	0	0	0	0	0	0	0	0	0
Carer not own child	1	2	2	2	2	2	2	2	2	2	2	1	0
Substance Misuse	2	2	1	2	2	3	3	2	2	2	3	4	4
Care Leaver	0	0	0	7	6	6	7	7	7	7	7	6	4
subset CL resp. not known	0	0	0	0	0								
subset CL KCC responsibility	0	0	0	7	6								
subset CL OOC responsibility	0	0	0	0	0								
Supervised by YOT	5	7	9	11	10	9	10	9	11	10	12	17	19
Pregnancy	16	12	12	17	16	17	17	18	19	16	15	13	12
Parent not caring for own child	1	1	1	2	1	1	1	1	1	1	1	2	1
SEND (16-18 year olds)	15	13	14	20	17	17	18	17	19	15	13	16	17
SEND (19+ year olds)	5	7	9	96	96	96	95	94	95	95	95	96	96
Total 16-18 NEET with at least one vulnerable group	51	46	47	83	75	75	76	75	75	65	67	65	62

16-18 year old Not Knowns by Vulnerable Group	Nov-15	Oct-15	Sep-15	Aug-15	Jul-15	Jun-15	May-15	Apr-15	Mar-15	Feb-15	Jan-15	Dec-14	Nov-14
Children in Care	17	29	41	25	17	6	7	7	9	10	10	10	19
subset CIC resp. not known	0	0	0	0	0								
subset CIC KCC responsibility	12	19	27	16	11								
subset CIC OOC responsibility	5	10	14	9	6								
Caring for own child	3	4	4	15	12	7	7	7	6	6	6	5	5
Asylum seeker	2	2	2	4	3	3	3	3	3	3	3	3	3
Carer not own child	2	2	2	4	4	3	3	3	2	1	1	1	1
Substance Misuse	3	5	8	8	6	3	3	2	1	1	1	0	5
Care Leaver	0	0	0	3	3	2	2	2	2	2	2	1	2
subset CL resp. not known	0	0	0	0	0								
subset CL KCC responsibility	0	0	0	3	3								
subset CL OOC responsibility	0	0	0	0	0								
Supervised by YOT	4	13	15	9	7	3	0	0	0	0	0	3	8
Pregnancy	2	2	3	3	4	4	4	4	4	4	3	3	3
Parent not caring for own child	0	0	0	0	1	0	0	0	0	0	0	0	1
SEND (16-18 year olds)	37	63	130	97	92	32	32	32	30	32	38	39	46
SEND (19+ year olds)	37	41	51	234	231	220	221	218	208	208	207	206	207
Total not known with at least one vulnerable group	57	93	173	148	132	55	54	53	49	50	55	56	74

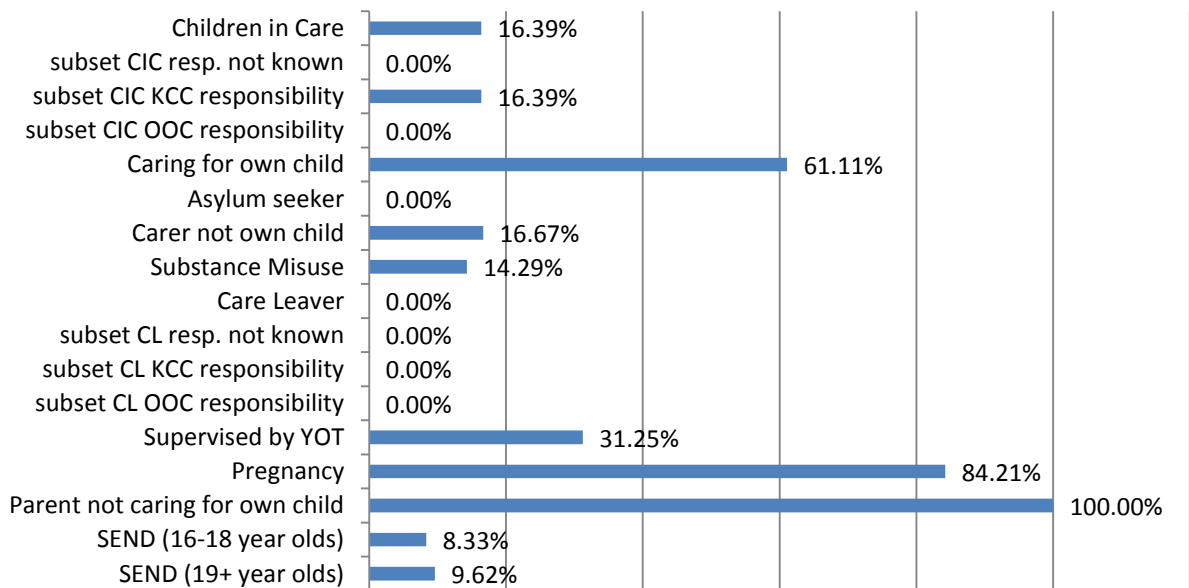
16-18 Year old NEET Leavers & Joiners	Aged 16	Aged 17	Aged 18	16-18 Total	Aged 19
Leaving NEET Total	1	8	12	21	8
Education	0	3	4	7	0
Employment	0	3	7	10	0
Government supported training	1	2	1	4	1
Re-engagement Provision	0	0	0	0	0
Transfer to another LA	0	0	0	0	0
Age reached where no active record required	0	0	0	0	7
Left England so no longer active record	0	0	0	0	0
Found to be a duplicate record	0	0	0	0	0
Deceased	0	0	0	0	0
Custodial Sentence	0	0	0	0	0
Cannot Be Contacted	0	0	0	0	0
Refused to disclose activity	0	0	0	0	0
Unknown Activity	0	0	0	0	0
Other Reason	0	0	0	0	0
Joining NEET Total	9	13	7	29	1
Education	2	2	0	4	0
Employment	0	0	0	0	0
Training	1	0	0	1	0
Re-engagement Provision	0	0	0	0	0
From other area	0	0	0	0	0
Other (inc custodial sentence)	6	11	7	24	1
Joiners>Leavers	-8	-5	5	-8	7

16-18 Year Old NEET Labour Market Summary	No	%
Available:		
Working not for reward	6	5.13%
Not yet ready for work or learning	11	9.40%
Start Date agreed (other)	0	0.00%
Start Date agreed (RPA compliant)	2	1.71%
Seeking EET	98	83.76%
Available Total	117	100%
Unavailable:		
Young carers	1	4.17%
Teenage parents	9	37.50%
Illness	5	20.83%
Pregnancy	9	37.50%
Religious grounds	0	0.00%
Unlikely to be economically active	0	0.00%
Other reason	0	0.00%
Unavailable Total	24	100%

NEET Leavers and Joiners



% of Vulnerable Cohorts who are NEET



Education and Young People's Services Performance Management

NEET Monthly Report - Gravesham

16-18 year old cohort by Vulnerable Group	Nov-15	Oct-15	Sep-15	Aug-15	Jul-15	Jun-15	May-15	Apr-15	Mar-15	Feb-15	Jan-15	Dec-14	Nov-14
Children in Care	92	52	48	40	42	45	42	45	42	43	45	42	43
subset CIC resp. not known	1	1	1	1	1								
subset CIC KCC responsibility	73	35	34	25	27								
subset CIC OOC responsibility	18	16	13	14	14								
Caring for own child	22	18	17	27	24	22	22	20	17	17	17	15	14
Asylum seeker	36	3	3	4	4	4	4	4	4	4	4	4	5
Carer not own child	4	4	5	7	7	7	8	7	7	7	7	7	7
Substance Misuse	3	3	3	3	4	4	3	3	3	3	3	2	4
Care Leaver	1	1	1	6	6	6	6	6	6	6	6	6	6
subset CL resp. not known	0	0	0	0	0								
subset CL KCC responsibility	1	1	1	6	6								
subset CL OOC responsibility	0	0	0	0	0								
Supervised by YOT	5	17	17	20	21	24	23	22	20	19	18	18	19
Pregnancy	13	16	16	27	31	31	20	18	18	18	17	17	15
Parent not caring for own child	0	0	0	1	1	1	1	1	1	1	1	1	1
SEND (16-18 year olds)	165	165	156	153	153	155	156	156	156	156	156	153	153
SEND (19+ year olds)	41	42	43	296	297	297	297	297	297	297	296	296	296
Total 16-18 cohort with at least one vulnerable group	279	248	237	255	257	259	247	244	240	240	240	233	233

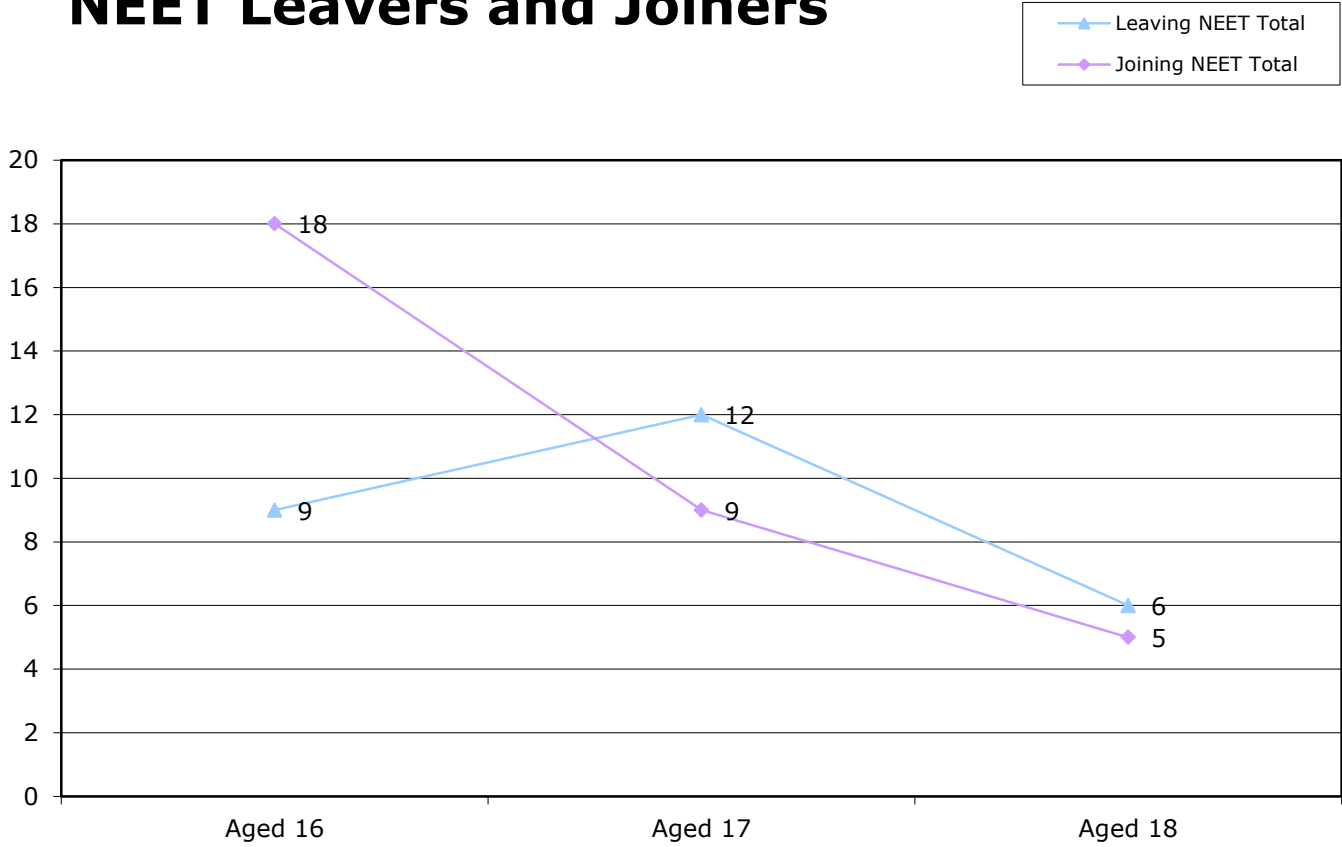
16-18 year old NEET by Vulnerable Group	Nov-15	Oct-15	Sep-15	Aug-15	Jul-15	Jun-15	May-15	Apr-15	Mar-15	Feb-15	Jan-15	Dec-14	Nov-14
Children in Care	17	16	13	15	14	14	13	16	11	11	11	11	10
subset CIC resp. not known	1	1	1	1	1								
subset CIC KCC responsibility	14	13	11	10	9								
subset CIC OOC responsibility	2	2	1	4	4								
Caring for own child	17	13	13	20	19	17	17	15	12	11	11	9	8
Asylum seeker	1	2	2	1	1	1	1	1	1	1	1	1	1
Carer not own child	1	1	1	3	3	2	2	2	2	2	2	2	2
Substance Misuse	1	1	1	2	2	2	1	0	0	0	1	0	1
Care Leaver	0	0	0	1	1	1	1	1	1	1	1	1	1
subset CL resp. not known	0	0	0	0	0								
subset CL KCC responsibility	0	0	0	1	1								
subset CL OOC responsibility	0	0	0	0	0								
Supervised by YOT	2	9	9	9	11	13	11	10	9	8	6	9	8
Pregnancy	5	6	6	16	20	20	17	15	15	15	14	14	12
Parent not caring for own child	0	0	0	1	1	1	1	1	1	1	1	1	1
SEND (16-18 year olds)	21	19	16	22	20	19	20	18	18	18	17	17	17
SEND (19+ year olds)	9	8	8	64	65	65	65	65	64	64	63	64	64
Total 16-18 NEET with at least one vulnerable group	54	55	50	76	78	76	70	64	60	57	56	55	50

16-18 year old Not Knowns by Vulnerable Group	Nov-15	Oct-15	Sep-15	Aug-15	Jul-15	Jun-15	May-15	Apr-15	Mar-15	Feb-15	Jan-15	Dec-14	Nov-14
Children in Care	10	15	26	16	16	8	5	5	5	6	6	6	11
subset CIC resp. not known	0	0	0	0	0								
subset CIC KCC responsibility	4	9	15	8	9								
subset CIC OOC responsibility	6	6	11	8	7								
Caring for own child	2	2	2	5	5	3	3	3	3	3	3	4	4
Asylum seeker	0	0	1	3	2	1	1	1	1	2	2	2	4
Carer not own child	2	2	3	3	3	1	2	2	2	2	2	1	1
Substance Misuse	1	1	1	1	2	1	0	0	0	0	0	0	2
Care Leaver	1	1	1	5	5	3	2	2	3	3	3	2	2
subset CL resp. not known	0	0	0	0	0								
subset CL KCC responsibility	1	1	1	5	5								
subset CL OOC responsibility	0	0	0	0	0								
Supervised by YOT	2	5	4	6	8	6	3	0	1	1	0	0	2
Pregnancy	5	6	8	7	8	1	0	0	0	0	0	0	0
Parent not caring for own child	0	0	0	0	0	0	0	0	0	0	0	0	0
SEND (16-18 year olds)	38	47	77	63	63	19	18	15	16	16	18	19	20
SEND (19+ year olds)	23	26	35	221	219	213	213	209	207	206	208	204	204
Total not known with at least one vulnerable group	55	69	108	94	97	34	31	26	28	29	30	30	37

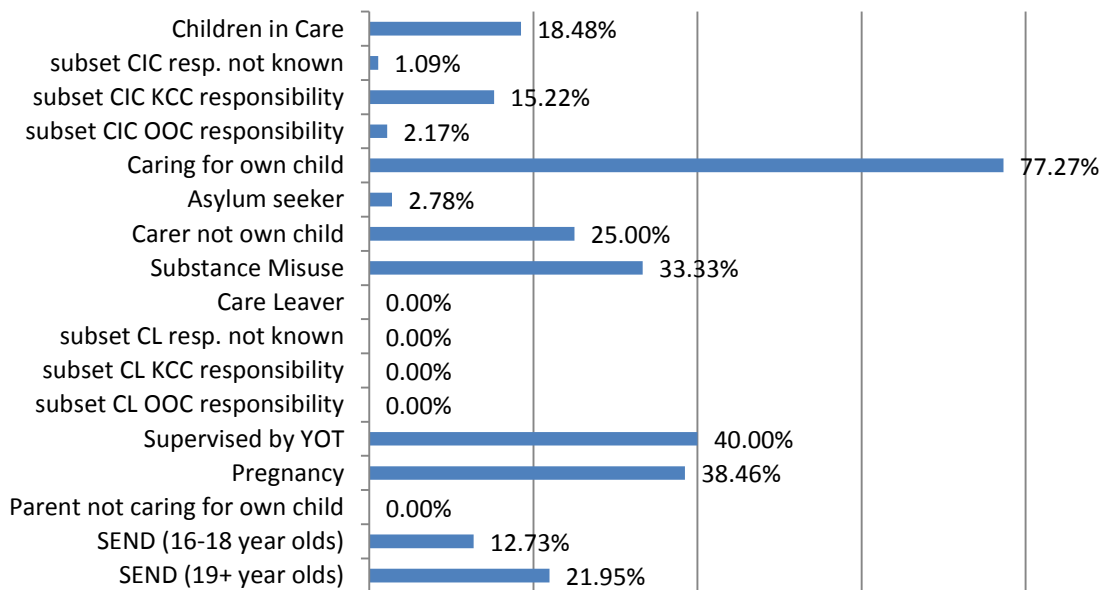
16-18 Year old NEET Leavers & Joiners	Aged 16	Aged 17	Aged 18	16-18 Total	Aged 19
Leaving NEET Total	9	12	6	27	9
Education	0	3	0	3	0
Employment	1	2	2	5	0
Government supported training	8	7	4	19	0
Re-engagement Provision	0	0	0	0	0
Transfer to another LA	0	0	0	0	0
Age reached where no active record required	0	0	0	0	9
Left England so no longer active record	0	0	0	0	0
Found to be a duplicate record	0	0	0	0	0
Deceased	0	0	0	0	0
Custodial Sentence	0	0	0	0	0
Cannot Be Contacted	0	0	0	0	0
Refused to disclose activity	0	0	0	0	0
Unknown Activity	0	0	0	0	0
Other Reason	0	0	0	0	0
Joining NEET Total	18	9	5	32	2
Education	3	1	0	4	1
Employment	0	0	0	0	0
Training	0	0	0	0	0
Re-engagement Provision	0	0	0	0	0
From other area	0	0	0	0	0
Other (inc custodial sentence)	15	8	5	28	1
Joiners>Leavers	-9	3	1	-5	7

16-18 Year Old NEET Labour Market Summary	No	%
Available:		
Working not for reward	5	2.76%
Not yet ready for work or learning	9	4.97%
Start Date agreed (other)	1	0.55%
Start Date agreed (RPA compliant)	3	1.66%
Seeking EET	163	90.06%
Available Total	181	100%
Unavailable:		
Young carers	1	3.85%
Teenage parents	12	46.15%
Illness	11	42.31%
Pregnancy	2	7.69%
Religious grounds	0	0.00%
Unlikely to be economically active	0	0.00%
Other reason	0	0.00%
Unavailable Total	26	100%

NEET Leavers and Joiners



% of Vulnerable Cohorts who are NEET



Education and Young People's Services Performance Management

NEET Monthly Report - Maidstone

16-18 year old cohort by Vulnerable Group	Nov-15	Oct-15	Sep-15	Aug-15	Jul-15	Jun-15	May-15	Apr-15	Mar-15	Feb-15	Jan-15	Dec-14	Nov-14
Children in Care	69	39	38	43	41	39	39	37	37	39	38	38	37
subset CIC resp. not known	0	0	0	0	0								
subset CIC KCC responsibility	60	30	31	35	33								
subset CIC OOC responsibility	9	9	7	8	8								
Caring for own child	18	14	12	35	35	35	34	33	30	30	27	26	25
Asylum seeker	32	3	2	4	4	4	4	4	4	4	4	4	3
Carer not own child	4	4	4	7	7	7	7	7	7	7	7	7	7
Substance Misuse	7	5	5	7	7	6	6	6	6	7	7	7	9
Care Leaver	2	2	2	8	8	7	7	7	7	7	7	7	7
subset CL resp. not known	0	0	0	0	0								
subset CL KCC responsibility	1	2	1	6	6								
subset CL OOC responsibility	1	0	1	2	2								
Supervised by YOT	9	15	16	14	14	14	14	14	14	14	14	16	19
Pregnancy	9	10	9	17	17	17	15	13	13	12	11	10	9
Parent not caring for own child	0	0	0	1	1	1	1	1	1	1	1	1	1
SEND (16-18 year olds)	214	216	217	208	208	208	208	207	206	206	205	206	205
SEND (19+ year olds)	56	67	72	430	436	436	436	436	436	437	436	436	436
Total 16-18 cohort with at least one vulnerable group	311	282	280	314	312	309	306	302	298	297	293	293	297

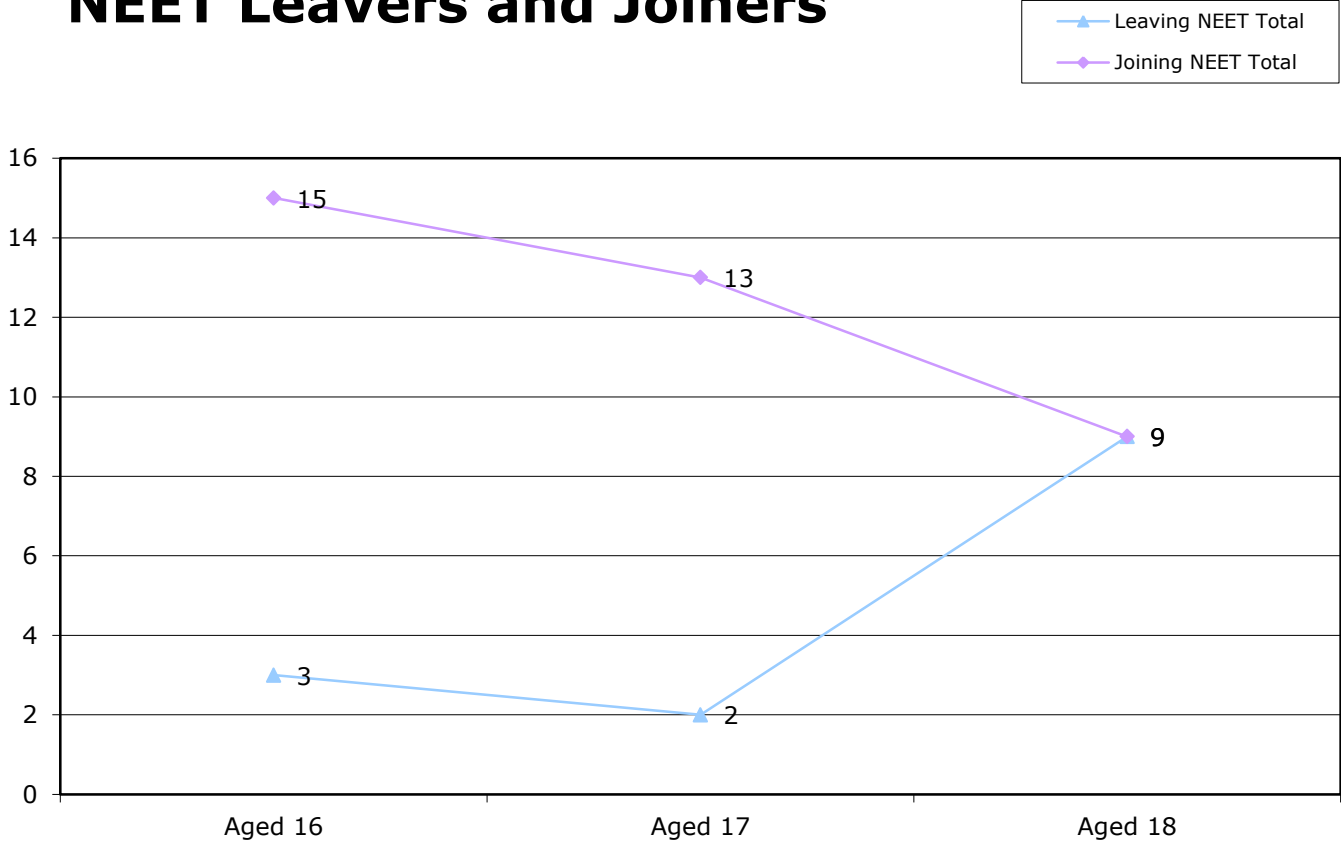
16-18 year old NEET by Vulnerable Group	Nov-15	Oct-15	Sep-15	Aug-15	Jul-15	Jun-15	May-15	Apr-15	Mar-15	Feb-15	Jan-15	Dec-14	Nov-14
Children in Care	9	8	9	10	11	9	9	8	9	9	8	6	5
subset CIC resp. not known	0	0	0	0	0								
subset CIC KCC responsibility	9	8	9	9	10								
subset CIC OOC responsibility	0	0	0	1	1								
Caring for own child	15	11	9	26	26	26	25	24	21	21	18	17	17
Asylum seeker	0	0	0	0	0	0	0	0	0	0	0	0	0
Carer not own child	3	2	2	4	4	4	4	4	4	4	5	6	5
Substance Misuse	4	0	2	0	0	0	0	0	1	1	2	1	1
Care Leaver	1	1	1	4	4	3	3	3	3	3	3	3	3
subset CL resp. not known	0	0	0	0	0								
subset CL KCC responsibility	1	1	1	4	4								
subset CL OOC responsibility	0	0	0	0	0								
Supervised by YOT	6	10	11	6	7	7	8	8	9	8	7	8	7
Pregnancy	4	6	5	14	14	14	14	13	13	12	10	9	8
Parent not caring for own child	0	0	0	0	0	0	0	0	0	0	1	1	1
SEND (16-18 year olds)	10	11	12	16	17	15	14	16	18	16	15	15	15
SEND (19+ year olds)	6	8	11	98	101	101	101	101	102	100	97	94	94
Total 16-18 NEET with at least one vulnerable group	43	38	38	69	69	66	65	65	65	61	58	56	53

16-18 year old Not Knowns by Vulnerable Group	Nov-15	Oct-15	Sep-15	Aug-15	Jul-15	Jun-15	May-15	Apr-15	Mar-15	Feb-15	Jan-15	Dec-14	Nov-14
Children in Care	10	13	20	20	17	8	9	7	6	7	7	5	9
subset CIC resp. not known	0	0	0	0	0								
subset CIC KCC responsibility	6	9	15	15	12								
subset CIC OOC responsibility	4	4	5	5	5								
Caring for own child	1	2	2	6	5	4	3	4	3	3	2	3	3
Asylum seeker	1	0	2	3	3	1	1	1	1	1	1	1	2
Carer not own child	0	1	2	2	2	0	0	0	0	0	0	0	0
Substance Misuse	1	1	2	4	4	3	3	3	3	3	3	1	2
Care Leaver	1	0	0	2	1	1	1	1	1	1	1	0	0
subset CL resp. not known	0	0	0	0	0								
subset CL KCC responsibility	0	0	0	1	0								
subset CL OOC responsibility	1	0	0	1	1								
Supervised by YOT	1	2	4	4	4	3	3	1	1	0	0	0	4
Pregnancy	2	1	1	0	0	0	0	0	0	0	1	0	0
Parent not caring for own child	0	0	0	0	0	0	0	0	0	0	0	0	0
SEND (16-18 year olds)	45	59	127	104	101	44	41	37	34	36	39	39	40
SEND (19+ year olds)	19	31	57	323	321	292	291	281	269	272	273	279	274
Total not known with at least one vulnerable group	56	74	151	137	129	60	56	50	46	47	50	46	55

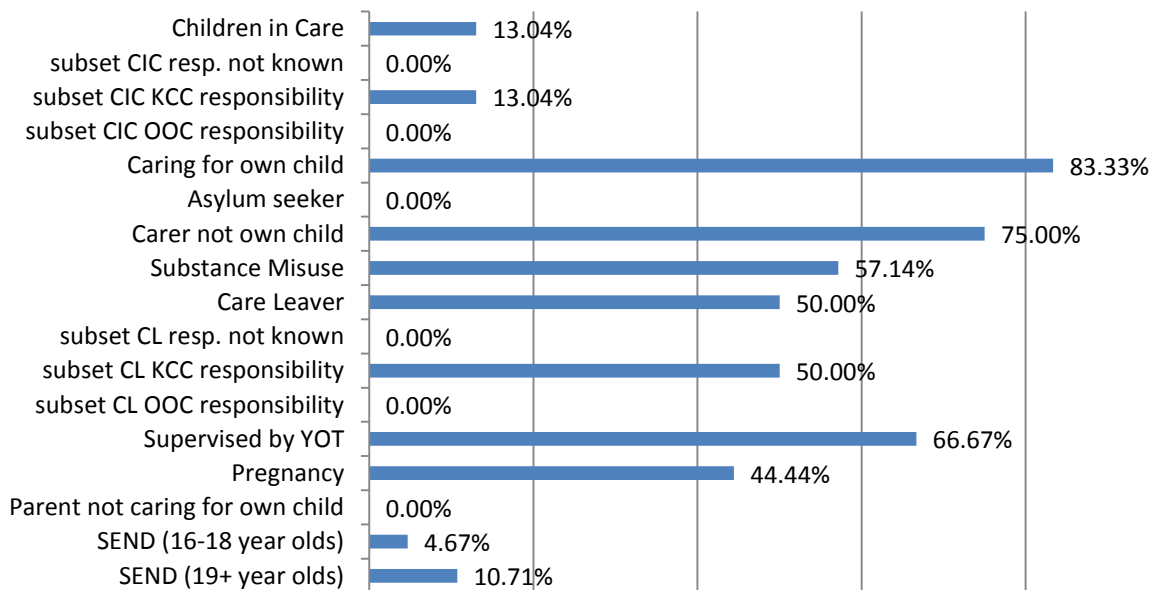
16-18 Year old NEET Leavers & Joiners	Aged 16	Aged 17	Aged 18	16-18 Total	Aged 19
Leaving NEET Total	3	2	9	14	14
Education	0	0	3	3	0
Employment	1	1	4	6	0
Government supported training	1	0	1	2	0
Re-engagement Provision	0	0	0	0	0
Transfer to another LA	1	0	0	1	0
Age reached where no active record required	0	0	0	0	14
Left England so no longer active record	0	0	0	0	0
Found to be a duplicate record	0	0	0	0	0
Deceased	0	0	0	0	0
Custodial Sentence	0	1	1	2	0
Cannot Be Contacted	0	0	0	0	0
Refused to disclose activity	0	0	0	0	0
Unknown Activity	0	0	0	0	0
Other Reason	0	0	0	0	0
Joining NEET Total	15	13	9	37	0
Education	3	2	2	7	0
Employment	0	1	0	1	0
Training	0	1	0	1	0
Re-engagement Provision	0	0	0	0	0
From other area	0	0	0	0	0
Other (inc custodial sentence)	12	9	7	28	0
Joiners>Leavers	-12	-11	0	-23	14

16-18 Year Old NEET Labour Market Summary	No	%
Available:		
Working not for reward	3	1.57%
Not yet ready for work or learning	7	3.66%
Start Date agreed (other)	2	1.05%
Start Date agreed (RPA compliant)	6	3.14%
Seeking EET	173	90.58%
Available Total	191	100%
Unavailable:		
Young carers	0	0.00%
Teenage parents	13	50.00%
Illness	11	42.31%
Pregnancy	2	7.69%
Religious grounds	0	0.00%
Unlikely to be economically active	0	0.00%
Other reason	0	0.00%
Unavailable Total	26	100%

NEET Leavers and Joiners



% of Vulnerable Cohorts who are NEET



Education and Young People's Services Performance Management

NEET Monthly Report - Sevenoaks

16-18 year old cohort by Vulnerable Group	Nov-15	Oct-15	Sep-15	Aug-15	Jul-15	Jun-15	May-15	Apr-15	Mar-15	Feb-15	Jan-15	Dec-14	Nov-14
Children in Care	22	21	23	16	17	17	14	14	14	14	14	15	14
subset CIC resp. not known	0	0	0	0	0								
subset CIC KCC responsibility	7	6	6	4	5								
subset CIC OOC responsibility	15	15	17	12	12								
Caring for own child	6	6	5	13	13	13	12	11	11	11	11	10	10
Asylum seeker	1	0	0	0	0	0	0	0	0	0	0	0	0
Carer not own child	4	3	3	4	4	4	4	4	3	3	3	3	3
Substance Misuse	2	2	2	4	4	4	5	5	5	5	4	4	6
Care Leaver	0	0	0	0	0	0	0	0	0	0	0	0	0
subset CL resp. not known	0	0	0	0	0								
subset CL KCC responsibility	0	0	0	0	0								
subset CL OOC responsibility	0	0	0	0	0								
Supervised by YOT	7	13	14	17	18	18	18	18	18	18	18	20	22
Pregnancy	5	4	4	9	9	9	8	8	8	5	5	3	3
Parent not caring for own child	0	0	0	0	0	0	0	0	0	0	0	0	0
SEND (16-18 year olds)	129	130	135	114	115	115	115	115	115	115	115	116	120
SEND (19+ year olds)	33	35	37	230	232	232	232	232	232	232	232	232	232
Total 16-18 cohort with at least one vulnerable group	162	165	170	162	164	164	161	160	159	156	155	155	162

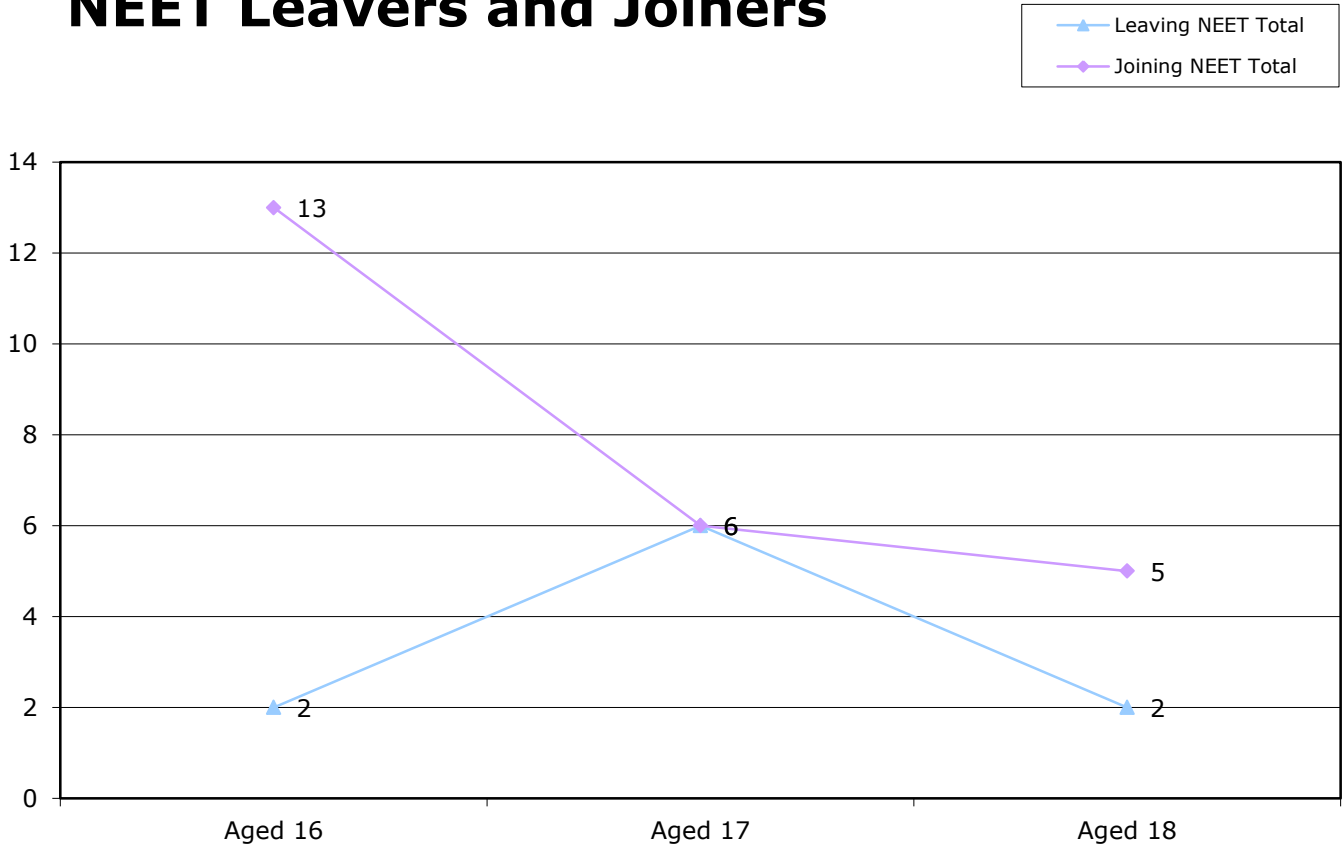
16-18 year old NEET by Vulnerable Group	Nov-15	Oct-15	Sep-15	Aug-15	Jul-15	Jun-15	May-15	Apr-15	Mar-15	Feb-15	Jan-15	Dec-14	Nov-14
Children in Care	1	1	1	1	1	1	1	1	1	1	1	1	1
subset CIC resp. not known	0	0	0	0	0								
subset CIC KCC responsibility	1	1	1	0	0								
subset CIC OOC responsibility	0	0	0	1	1								
Caring for own child	3	3	2	8	8	8	7	7	7	7	7	6	6
Asylum seeker	0	0	0	0	0	0	0	0	0	0	0	0	0
Carer not own child	1	0	0	1	1	1	1	1	0	0	0	1	1
Substance Misuse	0	0	1	1	1	1	2	2	1	1	1	1	3
Care Leaver	0	0	0	0	0	0	0	0	0	0	0	0	0
subset CL resp. not known	0	0	0	0	0								
subset CL KCC responsibility	0	0	0	0	0								
subset CL OOC responsibility	0	0	0	0	0								
Supervised by YOT	2	3	4	3	3	3	2	2	2	2	2	3	1
Pregnancy	5	4	4	7	7	7	6	6	6	3	3	2	2
Parent not caring for own child	0	0	0	0	0	0	0	0	0	0	0	0	0
SEND (16-18 year olds)	6	5	4	4	4	4	4	4	4	3	3	3	3
SEND (19+ year olds)	3	2	2	30	32	31	32	31	31	31	32	32	32
Total 16-18 NEET with at least one vulnerable group	16	14	14	23	23	23	21	21	19	15	15	15	15

16-18 year old Not Knowns by Vulnerable Group	Nov-15	Oct-15	Sep-15	Aug-15	Jul-15	Jun-15	May-15	Apr-15	Mar-15	Feb-15	Jan-15	Dec-14	Nov-14
Children in Care	8	9	16	8	7	4	3	3	3	3	3	5	7
subset CIC resp. not known	0	0	0	0	0								
subset CIC KCC responsibility	2	2	2	1	2								
subset CIC OOC responsibility	6	7	14	7	5								
Caring for own child	2	2	1	2	2	1	0	0	0	0	0	0	2
Asylum seeker	0	0	0	0	0	0	0	0	0	0	0	0	0
Carer not own child	2	2	3	2	2	2	2	2	1	1	1	1	1
Substance Misuse	0	0	0	2	2	2	1	1	1	1	0	0	1
Care Leaver	0	0	0	0	0	0	0	0	0	0	0	0	0
subset CL resp. not known	0	0	0	0	0								
subset CL KCC responsibility	0	0	0	0	0								
subset CL OOC responsibility	0	0	0	0	0								
Supervised by YOT	2	5	8	7	4	2	1	1	2	0	0	1	8
Pregnancy	0	0	0	2	2	1	1	1	0	0	0	0	0
Parent not caring for own child	0	0	0	0	0	0	0	0	0	0	0	0	0
SEND (16-18 year olds)	20	36	77	44	41	17	12	11	10	9	9	11	25
SEND (19+ year olds)	20	23	32	190	188	187	186	183	173	173	164	165	170
Total not known with at least one vulnerable group	30	48	94	60	55	25	18	17	15	13	12	16	36

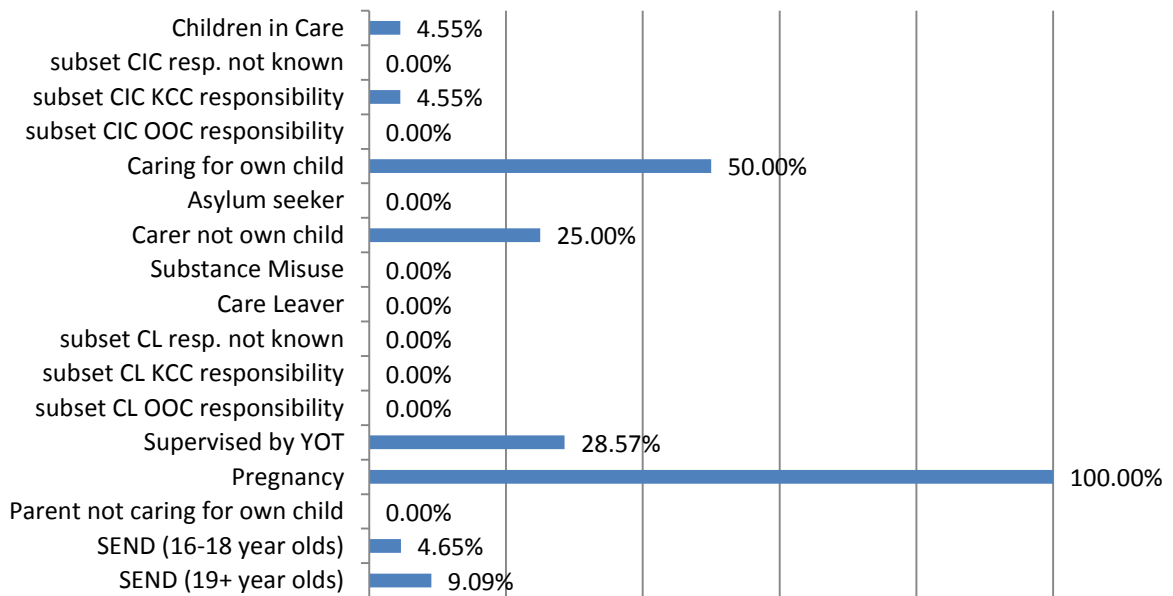
16-18 Year old NEET Leavers & Joiners	Aged 16	Aged 17	Aged 18	16-18 Total	Aged 19
Leaving NEET Total	2	6	2	10	1
Education	0	2	0	2	0
Employment	2	2	2	6	0
Government supported training	0	2	0	2	0
Re-engagement Provision	0	0	0	0	0
Transfer to another LA	0	0	0	0	0
Age reached where no active record required	0	0	0	0	1
Left England so no longer active record	0	0	0	0	0
Found to be a duplicate record	0	0	0	0	0
Deceased	0	0	0	0	0
Custodial Sentence	0	0	0	0	0
Cannot Be Contacted	0	0	0	0	0
Refused to disclose activity	0	0	0	0	0
Unknown Activity	0	0	0	0	0
Other Reason	0	0	0	0	0
Joining NEET Total	13	6	5	24	1
Education	3	3	0	6	0
Employment	0	0	0	0	0
Training	0	0	0	0	0
Re-engagement Provision	0	0	0	0	0
From other area	0	0	0	0	0
Other (inc custodial sentence)	10	3	5	18	1
Joiners>Leavers	-11	0	-3	-14	0

16-18 Year Old NEET Labour Market Summary	No	%
Available:		
Working not for reward	5	4.55%
Not yet ready for work or learning	3	2.73%
Start Date agreed (other)	0	0.00%
Start Date agreed (RPA compliant)	0	0.00%
Seeking EET	102	92.73%
Available Total	110	100%
Unavailable:		
Young carers	1	7.14%
Teenage parents	2	14.29%
Illness	7	50.00%
Pregnancy	4	28.57%
Religious grounds	0	0.00%
Unlikely to be economically active	0	0.00%
Other reason	0	0.00%
Unavailable Total	14	100%

NEET Leavers and Joiners



% of Vulnerable Cohorts who are NEET



Education and Young People's Services Performance Management

NEET Monthly Report - Shepway

16-18 year old cohort by Vulnerable Group	Nov-15	Oct-15	Sep-15	Aug-15	Jul-15	Jun-15	May-15	Apr-15	Mar-15	Feb-15	Jan-15	Dec-14	Nov-14
Children in Care	110	76	70	60	61	62	62	59	59	61	61	62	63
subset CIC resp. not known	1	0	0	0	0								
subset CIC KCC responsibility	93	59	54	50	51								
subset CIC OOC responsibility	16	17	16	10	10								
Caring for own child	17	18	17	48	48	47	41	38	34	34	33	30	29
Asylum seeker	38	5	2	2	2	2	2	2	2	2	2	2	2
Carer not own child	2	1	1	4	4	4	4	4	4	4	3	3	1
Substance Misuse	5	5	5	9	9	9	9	9	9	9	9	9	16
Care Leaver	4	4	4	17	18	18	18	18	18	18	16	16	15
subset CL resp. not known	0	0	0	0	0								
subset CL KCC responsibility	4	4	4	17	18								
subset CL OOC responsibility	0	0	0	0	0								
Supervised by YOT	6	25	25	27	26	26	27	26	25	25	24	26	26
Pregnancy	12	13	13	23	21	21	19	17	15	15	14	15	15
Parent not caring for own child	2	2	2	4	4	4	4	4	4	4	4	4	3
SEND (16-18 year olds)	163	162	152	154	154	154	153	153	153	153	152	153	150
SEND (19+ year olds)	45	51	54	285	286	286	286	286	286	287	287	288	288
Total 16-18 cohort with at least one vulnerable group	288	272	258	307	306	305	300	292	286	285	281	278	278

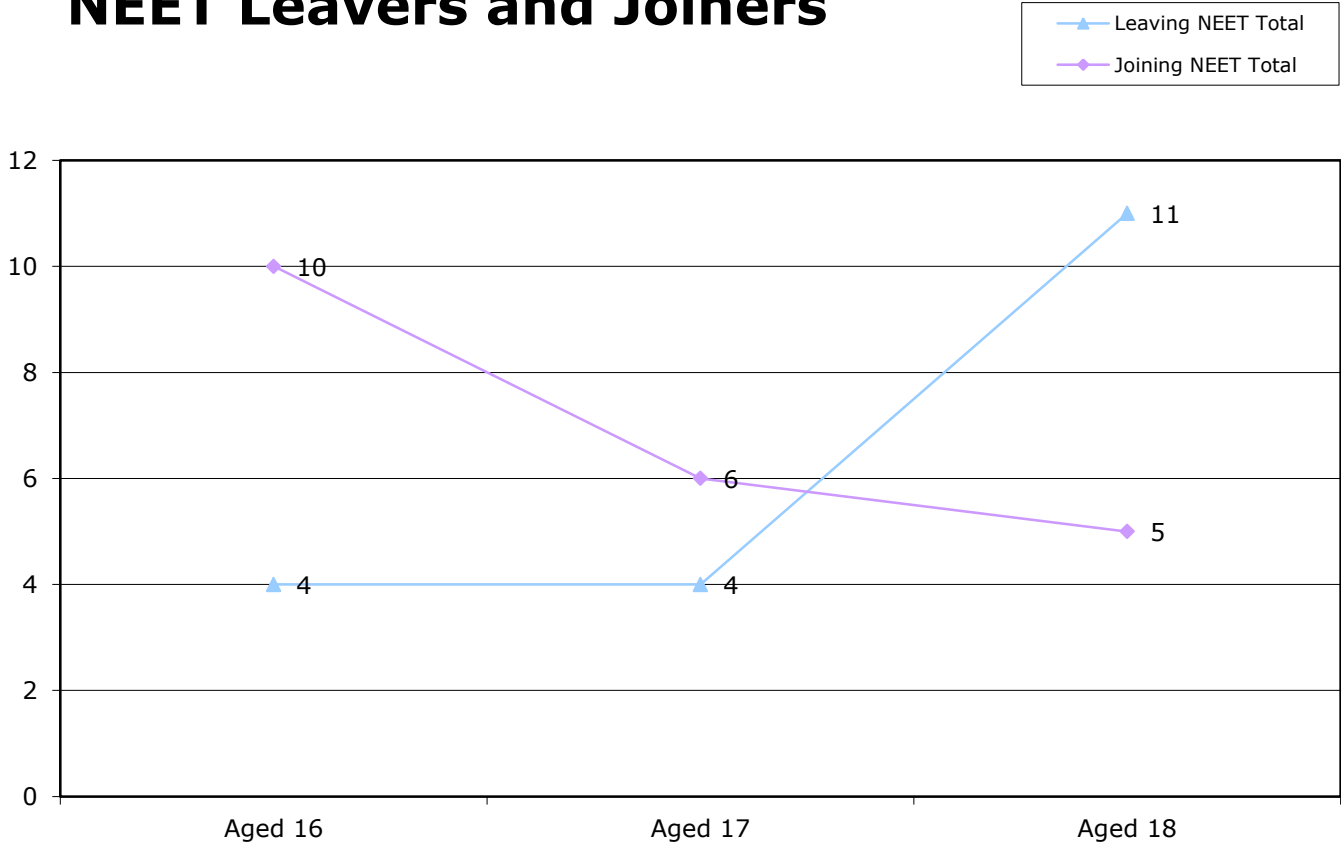
16-18 year old NEET by Vulnerable Group	Nov-15	Oct-15	Sep-15	Aug-15	Jul-15	Jun-15	May-15	Apr-15	Mar-15	Feb-15	Jan-15	Dec-14	Nov-14
Children in Care	10	10	9	11	11	11	11	10	11	10	11	14	13
subset CIC resp. not known	0	0	0	0	0								
subset CIC KCC responsibility	10	9	8	10	10								
subset CIC OOC responsibility	0	1	1	1	1								
Caring for own child	12	12	12	34	34	34	28	26	22	22	19	14	13
Asylum seeker	1	2	1	1	1	1	1	1	1	1	1	2	2
Carer not own child	2	1	1	3	3	3	3	3	3	2	2	0	0
Substance Misuse	0	0	0	1	1	1	1	1	1	1	1	1	4
Care Leaver	1	1	1	7	7	7	7	6	6	6	6	5	5
subset CL resp. not known	0	0	0	0	0								
subset CL KCC responsibility	1	1	1	7	7								
subset CL OOC responsibility	0	0	0	0	0								
Supervised by YOT	0	5	6	9	8	8	9	7	6	5	5	5	5
Pregnancy	6	7	7	15	13	13	14	13	11	11	11	9	8
Parent not caring for own child	0	0	0	1	1	1	1	1	1	1	1	1	0
SEND (16-18 year olds)	15	13	13	18	16	15	14	15	17	15	15	14	13
SEND (19+ year olds)	9	10	12	77	77	77	77	76	77	75	75	72	72
Total 16-18 NEET with at least one vulnerable group	42	44	44	88	83	82	79	74	70	66	63	55	50

16-18 year old Not Knowns by Vulnerable Group	Nov-15	Oct-15	Sep-15	Aug-15	Jul-15	Jun-15	May-15	Apr-15	Mar-15	Feb-15	Jan-15	Dec-14	Nov-14
Children in Care	20	26	34	27	21	10	10	6	5	4	4	3	6
subset CIC resp. not known	0	0	0	0	0								
subset CIC KCC responsibility	17	21	26	23	17								
subset CIC OOC responsibility	3	5	8	4	4								
Caring for own child	3	4	3	9	9	6	6	7	6	6	7	7	8
Asylum seeker	4	0	0	0	0	0	0	0	0	0	0	0	0
Carer not own child	0	0	0	1	1	1	1	0	0	0	0	0	0
Substance Misuse	2	2	3	4	5	3	2	2	1	1	2	1	5
Care Leaver	2	2	2	7	7	4	4	3	3	2	3	3	3
subset CL resp. not known	0	0	0	0	0								
subset CL KCC responsibility	2	2	2	7	7								
subset CL OOC responsibility	0	0	0	0	0								
Supervised by YOT	3	13	12	12	12	6	6	4	1	0	0	1	5
Pregnancy	4	4	4	4	3	2	1	1	1	1	1	3	2
Parent not caring for own child	2	2	2	3	3	2	2	2	1	0	0	0	0
SEND (16-18 year olds)	27	35	76	74	72	30	27	24	19	17	18	21	24
SEND (19+ year olds)	26	33	38	198	195	184	184	178	165	161	159	166	164
Total not known with at least one vulnerable group	51	75	122	125	116	54	49	42	31	27	31	35	46

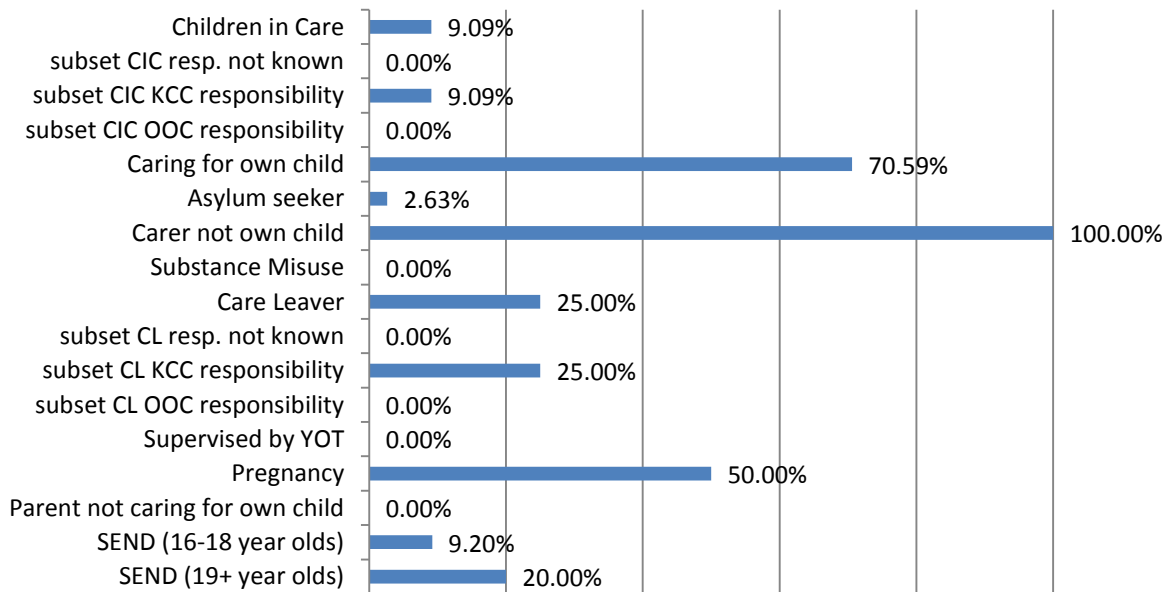
16-18 Year old NEET Leavers & Joiners	Aged 16	Aged 17	Aged 18	16-18 Total	Aged 19
Leaving NEET Total	4	4	11	19	6
Education	1	2	2	5	0
Employment	0	2	8	10	0
Government supported training	2	0	1	3	0
Re-engagement Provision	0	0	0	0	0
Transfer to another LA	0	0	0	0	0
Age reached where no active record required	0	0	0	0	6
Left England so no longer active record	0	0	0	0	0
Found to be a duplicate record	0	0	0	0	0
Deceased	0	0	0	0	0
Custodial Sentence	0	0	0	0	0
Cannot Be Contacted	0	0	0	0	0
Refused to disclose activity	0	0	0	0	0
Unknown Activity	0	0	0	0	0
Other Reason	1	0	0	1	0
Joining NEET Total	10	6	5	21	2
Education	5	1	0	6	0
Employment	0	1	1	2	0
Training	0	0	0	0	0
Re-engagement Provision	0	0	0	0	0
From other area	0	0	0	0	0
Other (inc custodial sentence)	5	4	4	13	2
Joiners>Leavers	-6	-2	6	-2	4

16-18 Year Old NEET Labour Market Summary	No	%
Available:		
Working not for reward	3	2.48%
Not yet ready for work or learning	8	6.61%
Start Date agreed (other)	1	0.83%
Start Date agreed (RPA compliant)	6	4.96%
Seeking EET	103	85.12%
Available Total	121	100%
Unavailable:		
Young carers	2	9.09%
Teenage parents	9	40.91%
Illness	9	40.91%
Pregnancy	2	9.09%
Religious grounds	0	0.00%
Unlikely to be economically active	0	0.00%
Other reason	0	0.00%
Unavailable Total	22	100%

NEET Leavers and Joiners



% of Vulnerable Cohorts who are NEET



Education and Young People's Services Performance Management

NEET Monthly Report - Swale

16-18 year old cohort by Vulnerable Group	Nov-15	Oct-15	Sep-15	Aug-15	Jul-15	Jun-15	May-15	Apr-15	Mar-15	Feb-15	Jan-15	Dec-14	Nov-14
Children in Care	105	97	98	91	94	97	93	94	94	94	94	95	97
subset CIC resp. not known	0	0	0	0	1								
subset CIC KCC responsibility	52	41	41	46	47								
subset CIC OOC responsibility	53	56	57	45	46								
Caring for own child	27	24	23	45	44	44	43	38	37	37	36	31	31
Asylum seeker	13	2	2	5	5	5	5	5	5	5	6	6	6
Carer not own child	8	7	7	12	12	12	12	12	10	10	9	7	7
Substance Misuse	2	2	2	3	3	3	3	3	3	3	3	3	6
Care Leaver	3	3	3	8	8	8	8	7	7	7	7	7	8
subset CL resp. not known	1	1	1	0	0								
subset CL KCC responsibility	0	0	0	6	6								
subset CL OOC responsibility	2	2	2	2	2								
Supervised by YOT	12	21	20	20	20	20	18	18	18	18	18	22	23
Pregnancy	22	24	23	37	38	37	34	30	26	23	20	20	17
Parent not caring for own child	1	1	1	2	2	2	2	2	2	2	2	1	1
SEND (16-18 year olds)	252	250	243	227	228	227	227	227	228	228	226	225	227
SEND (19+ year olds)	60	64	69	427	430	430	430	430	430	430	430	430	430
Total 16-18 cohort with at least one vulnerable group	381	374	364	401	403	404	396	387	382	378	372	364	366

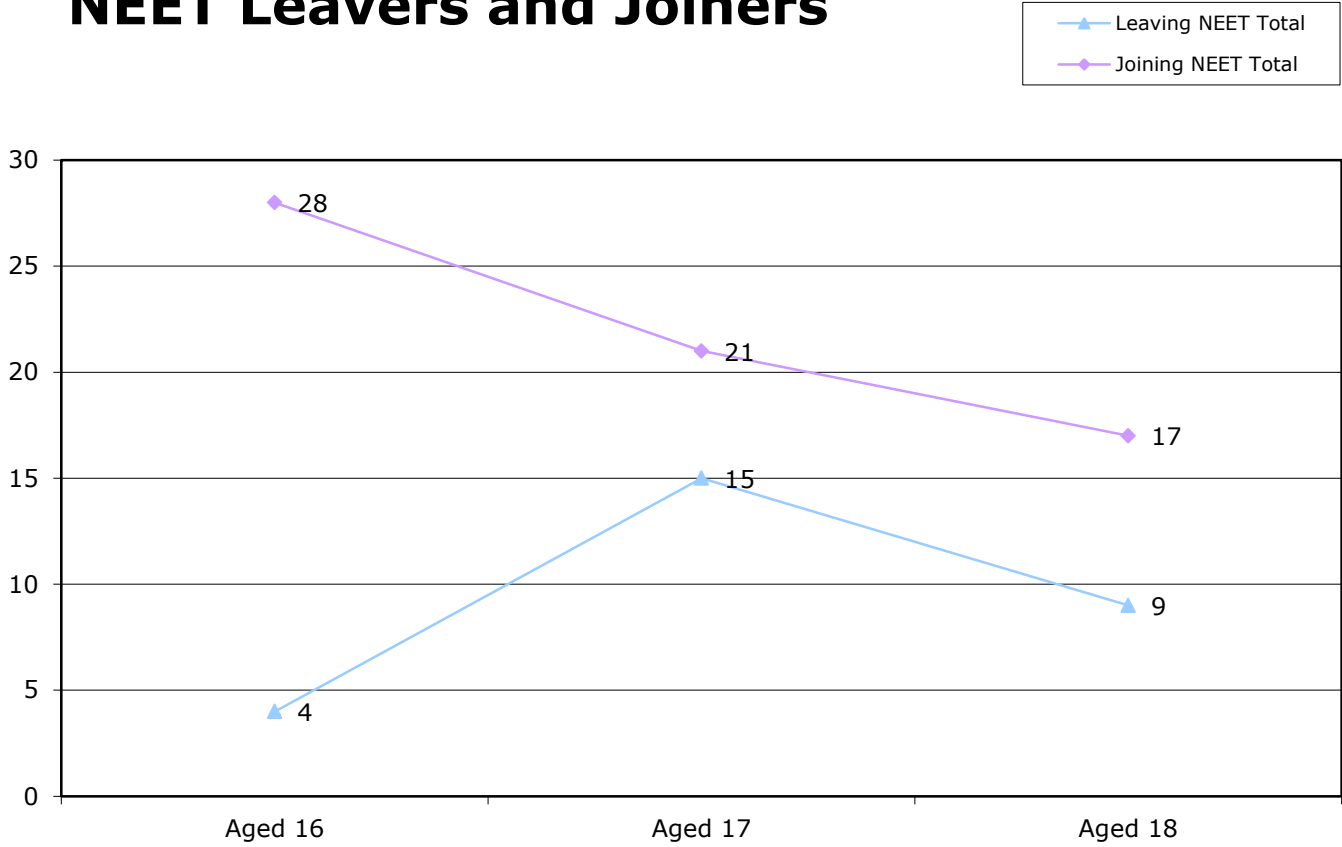
16-18 year old NEET by Vulnerable Group	Nov-15	Oct-15	Sep-15	Aug-15	Jul-15	Jun-15	May-15	Apr-15	Mar-15	Feb-15	Jan-15	Dec-14	Nov-14
Children in Care	10	11	8	12	14	12	12	13	12	12	10	10	8
subset CIC resp. not known	0	0	0	0	1								
subset CIC KCC responsibility	6	6	5	7	8								
subset CIC OOC responsibility	4	5	3	5	5								
Caring for own child	23	21	19	39	39	39	38	33	34	34	33	28	27
Asylum seeker	0	0	0	0	0	0	0	0	0	0	0	0	0
Carer not own child	3	2	2	6	6	7	7	6	5	5	4	2	2
Substance Misuse	0	0	0	0	0	0	0	0	0	0	0	0	1
Care Leaver	1	1	2	1	1	1	1	1	1	1	1	1	1
subset CL resp. not known	0	0	1	0	0								
subset CL KCC responsibility	0	1	0	0	0								
subset CL OOC responsibility	1	0	1	1	1								
Supervised by YOT	5	6	5	6	6	4	4	3	3	5	5	6	4
Pregnancy	13	13	13	26	27	26	25	20	18	15	14	13	11
Parent not caring for own child	1	1	1	1	1	1	0	0	0	1	1	0	0
SEND (16-18 year olds)	29	25	26	35	36	30	31	33	30	27	26	25	20
SEND (19+ year olds)	11	11	11	115	118	117	113	112	112	111	112	112	106
Total 16-18 NEET with at least one vulnerable group	76	69	66	116	118	111	110	101	96	92	86	75	64

16-18 year old Not Knowns by Vulnerable Group	Nov-15	Oct-15	Sep-15	Aug-15	Jul-15	Jun-15	May-15	Apr-15	Mar-15	Feb-15	Jan-15	Dec-14	Nov-14
Children in Care	30	48	73	51	41	16	17	14	10	11	10	13	28
subset CIC resp. not known	0	0	0	0	0								
subset CIC KCC responsibility	14	20	27	25	20								
subset CIC OOC responsibility	16	28	46	26	21								
Caring for own child	2	2	2	4	4	3	3	2	2	2	1	1	1
Asylum seeker	1	1	1	4	3	0	0	0	0	0	0	0	0
Carer not own child	0	1	3	5	5	1	1	1	1	1	1	1	1
Substance Misuse	2	2	1	2	2	1	1	1	1	1	0	0	2
Care Leaver	0	0	1	6	6	3	2	2	2	2	2	1	3
subset CL resp. not known	0	0	0	0	0								
subset CL KCC responsibility	0	0	0	5	5								
subset CL OOC responsibility	0	0	1	1	1								
Supervised by YOT	3	11	12	11	9	5	3	3	1	1	0	0	10
Pregnancy	7	10	9	10	8	6	6	6	3	3	3	2	2
Parent not caring for own child	0	0	0	1	1	0	1	0	0	0	0	0	0
SEND (16-18 year olds)	41	66	139	116	107	33	32	32	28	29	29	35	43
SEND (19+ year olds)	26	29	54	301	297	262	262	262	256	257	255	253	245
Total not known with at least one vulnerable group	72	116	202	184	163	59	56	52	41	42	40	46	73

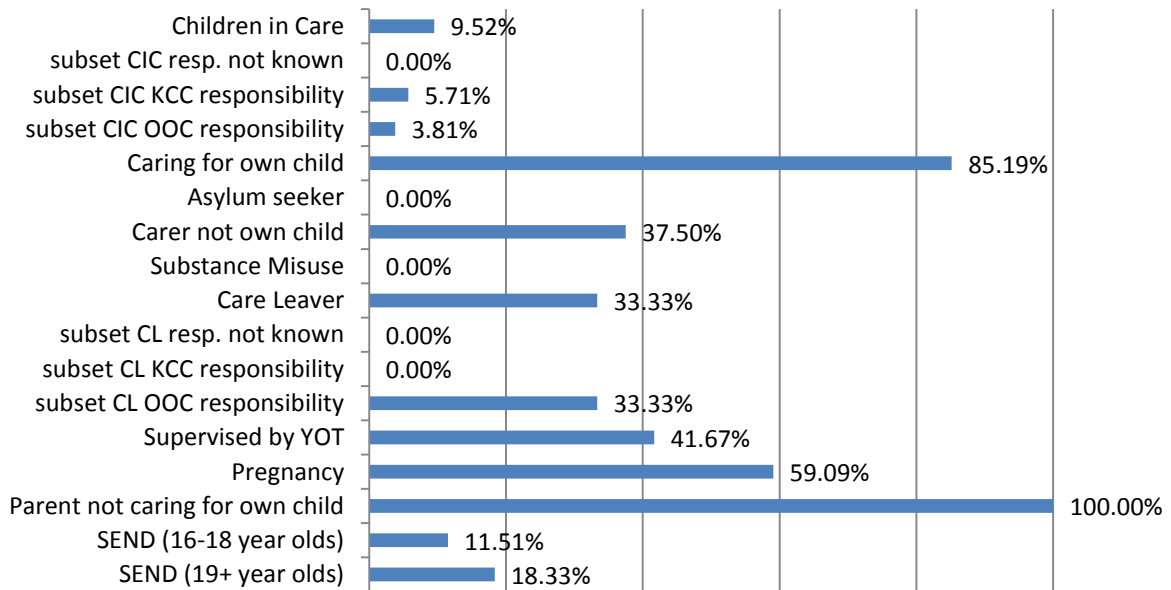
16-18 Year old NEET Leavers & Joiners	Aged 16	Aged 17	Aged 18	16-18 Total	Aged 19
Leaving NEET Total	4	15	9	28	11
Education	1	6	2	9	0
Employment	0	4	7	11	0
Government supported training	3	4	0	7	1
Re-engagement Provision	0	0	0	0	0
Transfer to another LA	0	0	0	0	0
Age reached where no active record required	0	0	0	0	10
Left England so no longer active record	0	0	0	0	0
Found to be a duplicate record	0	0	0	0	0
Deceased	0	0	0	0	0
Custodial Sentence	0	1	0	1	0
Cannot Be Contacted	0	0	0	0	0
Refused to disclose activity	0	0	0	0	0
Unknown Activity	0	0	0	0	0
Other Reason	0	0	0	0	0
Joining NEET Total	28	21	17	66	0
Education	6	1	0	7	0
Employment	0	0	0	0	0
Training	0	2	1	3	0
Re-engagement Provision	0	0	0	0	0
From other area	0	0	0	0	0
Other (inc custodial sentence)	22	18	16	56	0
Joiners>Leavers	-24	-6	-8	-38	11

16-18 Year Old NEET Labour Market Summary	No	%
Available:		
Working not for reward	10	4.26%
Not yet ready for work or learning	5	2.13%
Start Date agreed (other)	1	0.43%
Start Date agreed (RPA compliant)	6	2.55%
Seeking EET	213	90.64%
Available Total	235	100%
Unavailable:		
Young carers	2	4.26%
Teenage parents	19	40.43%
Illness	15	31.91%
Pregnancy	11	23.40%
Religious grounds	0	0.00%
Unlikely to be economically active	0	0.00%
Other reason	0	0.00%
Unavailable Total	47	100%

NEET Leavers and Joiners



% of Vulnerable Cohorts who are NEET



Education and Young People's Services Performance Management

NEET Monthly Report - Thanet

16-18 year old cohort by Vulnerable Group	Nov-15	Oct-15	Sep-15	Aug-15	Jul-15	Jun-15	May-15	Apr-15	Mar-15	Feb-15	Jan-15	Dec-14	Nov-14
Children in Care	166	146	144	157	157	158	154	154	155	154	153	154	156
subset CIC resp. not known	0	0	0	0	0								
subset CIC KCC responsibility	116	99	99	105	105								
subset CIC OOC responsibility	50	47	45	52	52								
Caring for own child	45	40	39	69	69	66	65	66	66	67	66	63	60
Asylum seeker	23	5	5	5	5	5	5	5	5	5	5	5	5
Carer not own child	10	10	10	13	12	12	12	12	11	10	10	10	10
Substance Misuse	8	8	8	6	6	6	6	6	6	6	6	6	8
Care Leaver	3	3	3	18	18	17	17	17	17	17	16	16	16
subset CL resp. not known	0	0	0	0	0								
subset CL KCC responsibility	1	1	1	16	16								
subset CL OOC responsibility	2	2	2	2	2								
Supervised by YOT	26	44	43	42	42	42	42	43	43	43	43	44	51
Pregnancy	19	20	20	35	35	36	34	31	31	30	29	25	25
Parent not caring for own child	1	1	1	2	2	2	2	2	2	1	1	1	1
SEND (16-18 year olds)	291	290	308	276	277	277	278	279	280	281	284	286	286
SEND (19+ year olds)	58	61	66	453	461	461	461	461	461	461	461	462	461
Total 16-18 cohort with at least one vulnerable group	492	475	492	525	524	523	519	517	517	517	517	513	517

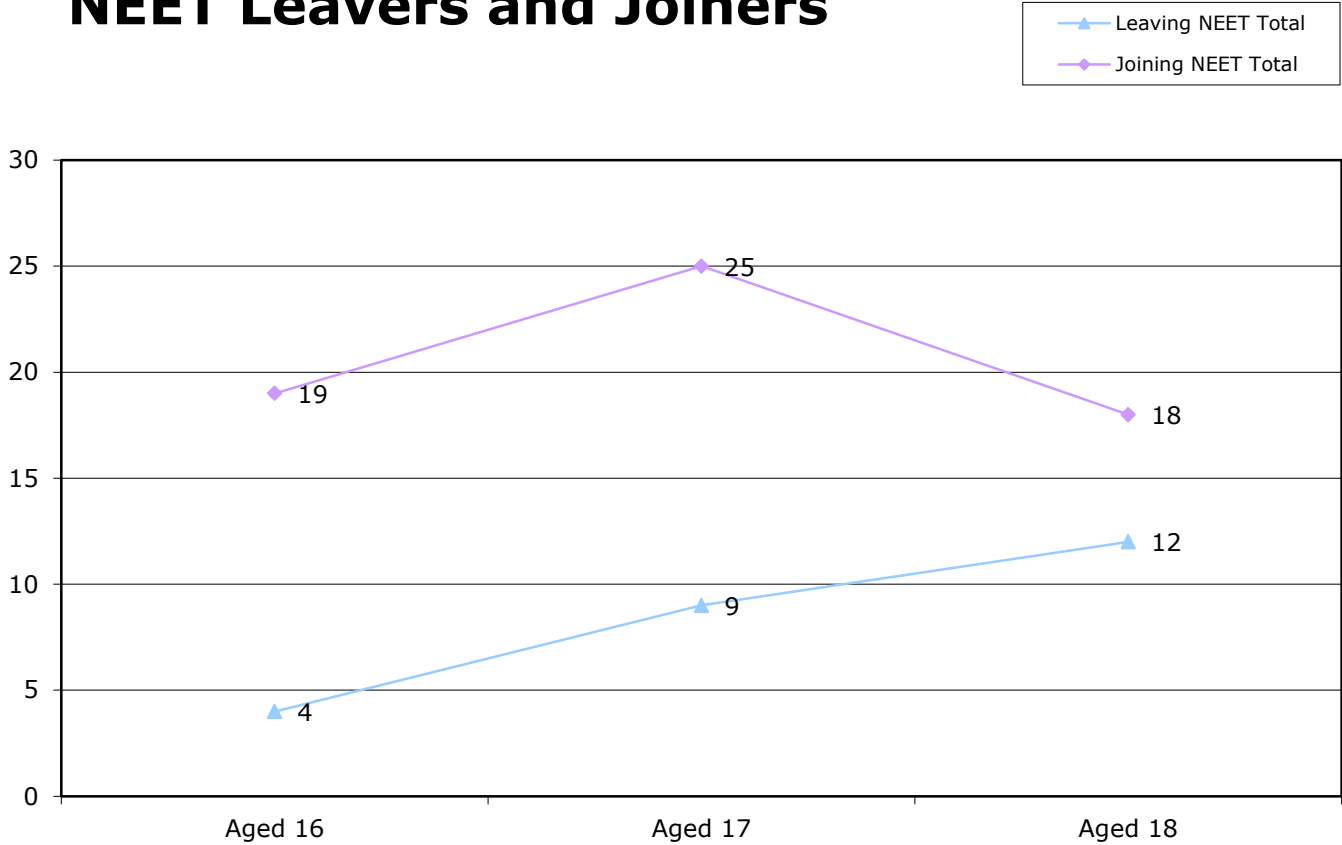
16-18 year old NEET by Vulnerable Group	Nov-15	Oct-15	Sep-15	Aug-15	Jul-15	Jun-15	May-15	Apr-15	Mar-15	Feb-15	Jan-15	Dec-14	Nov-14
Children in Care	21	18	20	22	22	24	24	23	20	20	19	18	19
subset CIC resp. not known	0	0	0	0	0								
subset CIC KCC responsibility	20	17	17	19	19								
subset CIC OOC responsibility	1	1	3	3	3								
Caring for own child	26	21	23	43	44	41	41	41	39	39	38	35	32
Asylum seeker	1	1	0	0	0	0	0	0	0	0	0	0	0
Carer not own child	3	3	4	6	5	5	5	6	5	4	3	3	2
Substance Misuse	3	3	3	2	2	1	1	1	1	1	2	2	2
Care Leaver	2	2	2	7	7	6	6	7	7	7	6	6	5
subset CL resp. not known	0	0	0	0	0								
subset CL KCC responsibility	1	1	1	6	6								
subset CL OOC responsibility	1	1	1	1	1								
Supervised by YOT	8	18	18	17	17	15	16	19	18	18	20	19	14
Pregnancy	12	12	14	24	24	25	24	21	21	20	21	16	15
Parent not caring for own child	1	1	1	2	2	2	2	2	2	1	1	1	0
SEND (16-18 year olds)	26	22	25	31	32	29	29	30	29	26	28	30	25
SEND (19+ year olds)	10	8	9	116	122	121	120	120	120	121	122	122	121
Total 16-18 NEET with at least one vulnerable group	85	80	85	130	130	125	124	123	117	114	115	107	96

16-18 year old Not Knowns by Vulnerable Group	Nov-15	Oct-15	Sep-15	Aug-15	Jul-15	Jun-15	May-15	Apr-15	Mar-15	Feb-15	Jan-15	Dec-14	Nov-14
Children in Care	42	66	99	90	80	24	24	24	23	24	23	23	34
subset CIC resp. not known	0	0	0	0	0								
subset CIC KCC responsibility	23	42	63	55	48								
subset CIC OOC responsibility	19	24	36	35	32								
Caring for own child	8	12	13	20	19	10	9	9	9	9	7	8	10
Asylum seeker	1	1	4	4	3	2	2	2	2	2	2	2	2
Carer not own child	1	1	5	6	5	1	1	1	1	1	2	2	1
Substance Misuse	2	3	5	3	2	0	0	0	0	1	1	0	2
Care Leaver	1	1	1	9	8	3	3	3	3	2	2	2	2
subset CL resp. not known	0	0	0	0	0								
subset CL KCC responsibility	0	0	0	8	7								
subset CL OOC responsibility	1	1	1	1	1								
Supervised by YOT	11	17	21	15	11	4	4	2	3	2	0	1	15
Pregnancy	2	3	4	10	8	4	4	4	2	3	3	2	2
Parent not caring for own child	0	0	0	0	0	0	0	0	0	0	0	0	0
SEND (16-18 year olds)	63	100	223	169	158	45	46	46	46	45	46	48	60
SEND (19+ year olds)	34	41	53	330	327	306	307	303	295	295	295	292	288
Total not known with at least one vulnerable group	104	163	320	271	246	74	74	75	72	75	72	74	103

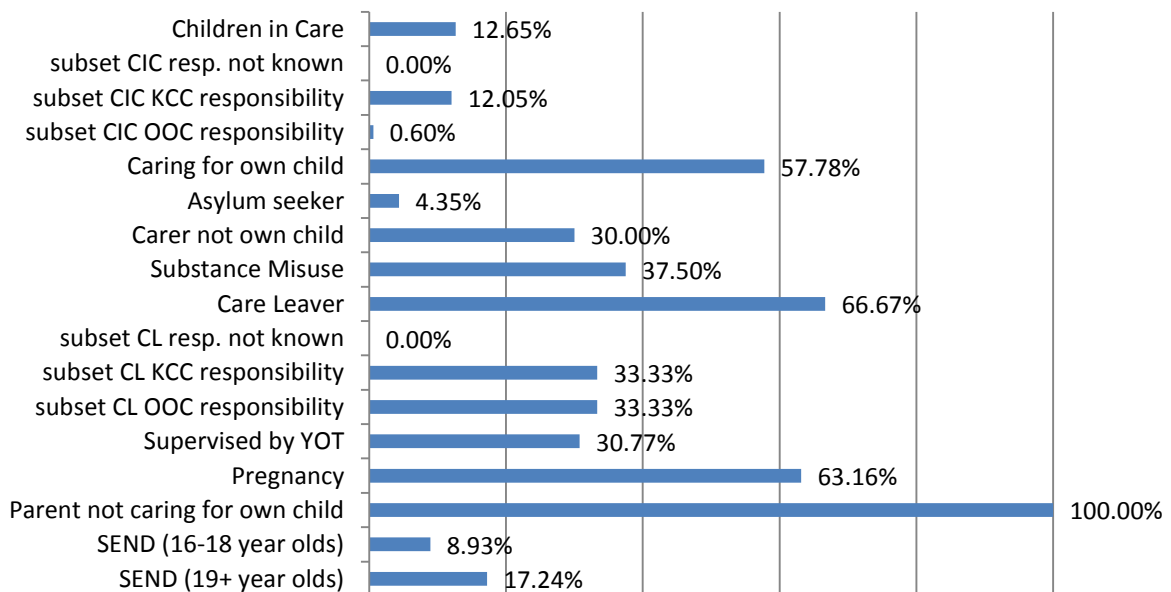
16-18 Year old NEET Leavers & Joiners	Aged 16	Aged 17	Aged 18	16-18 Total	Aged 19
Leaving NEET Total	4	9	12	25	13
Education	0	2	4	6	1
Employment	0	3	6	9	0
Government supported training	4	3	1	8	0
Re-engagement Provision	0	0	0	0	0
Transfer to another LA	0	0	1	1	0
Age reached where no active record required	0	0	0	0	12
Left England so no longer active record	0	0	0	0	0
Found to be a duplicate record	0	0	0	0	0
Deceased	0	0	0	0	0
Custodial Sentence	0	1	0	1	0
Cannot Be Contacted	0	0	0	0	0
Refused to disclose activity	0	0	0	0	0
Unknown Activity	0	0	0	0	0
Other Reason	0	0	0	0	0
Joining NEET Total	19	25	18	62	2
Education	2	1	0	3	0
Employment	0	0	0	0	0
Training	1	1	1	3	0
Re-engagement Provision	0	0	0	0	0
From other area	0	0	0	0	0
Other (inc custodial sentence)	16	23	17	56	2
Joiners>Leavers	-15	-16	-6	-37	11

16-18 Year Old NEET Labour Market Summary	No	%
Available:		
Working not for reward	2	1.01%
Not yet ready for work or learning	14	7.04%
Start Date agreed (other)	2	1.01%
Start Date agreed (RPA compliant)	3	1.51%
Seeking EET	178	89.45%
Available Total	199	100%
Unavailable:		
Young carers	2	4.35%
Teenage parents	22	47.83%
Illness	17	36.96%
Pregnancy	5	10.87%
Religious grounds	0	0.00%
Unlikely to be economically active	0	0.00%
Other reason	0	0.00%
Unavailable Total	46	100%

NEET Leavers and Joiners



% of Vulnerable Cohorts who are NEET



Education and Young People's Services Performance Management

NEET Monthly Report - Tonbridge & Malling

16-18 year old cohort by Vulnerable Group	Nov-15	Oct-15	Sep-15	Aug-15	Jul-15	Jun-15	May-15	Apr-15	Mar-15	Feb-15	Jan-15	Dec-14	Nov-14
Children in Care	33	35	37	34	34	34	32	32	32	31	31	31	27
subset CIC resp. not known	0	0	0	0	0								
subset CIC KCC responsibility	23	23	25	24	24								
subset CIC OOC responsibility	10	12	12	10	10								
Caring for own child	9	9	9	26	26	25	25	25	26	23	23	19	18
Asylum seeker	1	0	0	0	0	0	0	0	0	0	0	0	0
Carer not own child	9	8	9	11	11	11	11	11	11	10	9	9	9
Substance Misuse	3	3	3	4	4	4	4	4	4	3	3	3	7
Care Leaver	0	0	0	0	0	0	0	0	0	0	0	0	1
subset CL resp. not known	0	0	0	0	0								
subset CL KCC responsibility	0	0	0	0	0								
subset CL OOC responsibility	0	0	0	0	0								
Supervised by YOT	4	11	11	13	13	13	13	11	11	10	10	11	15
Pregnancy	7	5	5	10	10	11	11	11	11	12	13	12	12
Parent not caring for own child	1	1	1	1	1	1	1	1	1	1	1	0	0
SEND (16-18 year olds)	170	165	164	138	138	138	139	139	139	141	141	142	140
SEND (19+ year olds)	33	39	40	273	273	273	273	273	273	273	275	275	275
Total 16-18 cohort with at least one vulnerable group	223	218	219	214	214	214	212	211	212	210	210	208	210

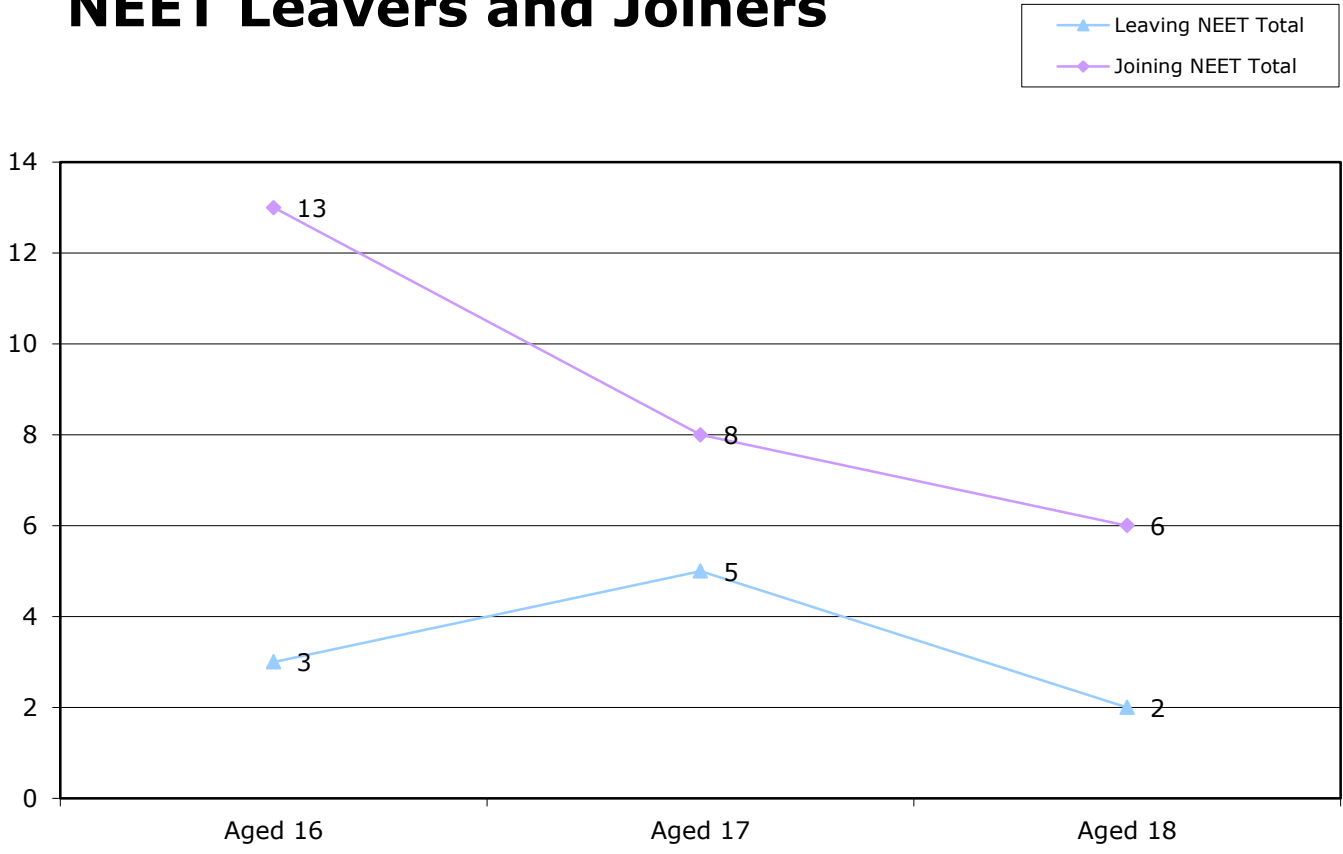
16-18 year old NEET by Vulnerable Group	Nov-15	Oct-15	Sep-15	Aug-15	Jul-15	Jun-15	May-15	Apr-15	Mar-15	Feb-15	Jan-15	Dec-14	Nov-14
Children in Care	2	2	3	4	5	4	2	1	1	0	0	1	0
subset CIC resp. not known	0	0	0	0	0								
subset CIC KCC responsibility	2	2	3	4	5								
subset CIC OOC responsibility	0	0	0	0	0								
Caring for own child	8	8	9	21	21	20	20	20	21	18	19	15	14
Asylum seeker	0	0	0	0	0	0	0	0	0	0	0	0	0
Carer not own child	2	1	1	3	4	4	4	3	3	3	2	2	2
Substance Misuse	0	0	0	0	0	0	1	1	1	0	0	0	0
Care Leaver	0	0	0	0	0	0	0	0	0	0	0	0	0
subset CL resp. not known	0	0	0	0	0								
subset CL KCC responsibility	0	0	0	0	0								
subset CL OOC responsibility	0	0	0	0	0								
Supervised by YOT	0	4	5	7	6	6	7	6	6	3	4	4	4
Pregnancy	6	5	5	9	9	10	10	10	10	11	12	10	9
Parent not caring for own child	0	0	0	0	0	0	1	1	1	1	1	0	0
SEND (16-18 year olds)	12	8	11	14	13	13	12	11	11	11	10	8	7
SEND (19+ year olds)	4	4	4	52	51	49	48	48	48	48	49	49	49
Total 16-18 NEET with at least one vulnerable group	29	26	32	52	52	51	50	48	49	43	43	37	34

16-18 year old Not Knowns by Vulnerable Group	Nov-15	Oct-15	Sep-15	Aug-15	Jul-15	Jun-15	May-15	Apr-15	Mar-15	Feb-15	Jan-15	Dec-14	Nov-14
Children in Care	13	19	27	21	18	8	9	10	8	7	7	7	8
subset CIC resp. not known	0	0	0	0	0								
subset CIC KCC responsibility	7	10	15	13	11								
subset CIC OOC responsibility	6	9	12	8	7								
Caring for own child	0	0	0	5	3	2	2	1	1	1	1	1	1
Asylum seeker	0	0	0	0	0	0	0	0	0	0	0	0	0
Carer not own child	2	2	6	5	4	1	1	1	0	0	0	0	0
Substance Misuse	1	1	2	3	2	1	1	1	1	1	1	0	4
Care Leaver	0	0	0	0	0	0	0	0	0	0	0	0	1
subset CL resp. not known	0	0	0	0	0								
subset CL KCC responsibility	0	0	0	0	0								
subset CL OOC responsibility	0	0	0	0	0								
Supervised by YOT	2	2	3	3	2	1	0	0	0	0	0	0	4
Pregnancy	0	0	0	1	0	0	0	0	0	0	0	1	1
Parent not caring for own child	0	0	0	0	0	0	0	0	0	0	0	0	0
SEND (16-18 year olds)	26	35	92	62	55	16	17	18	16	18	20	25	28
SEND (19+ year olds)	15	23	35	209	207	197	197	197	187	188	189	192	193
Total not known with at least one vulnerable group	39	51	119	91	79	27	27	27	23	24	26	31	41

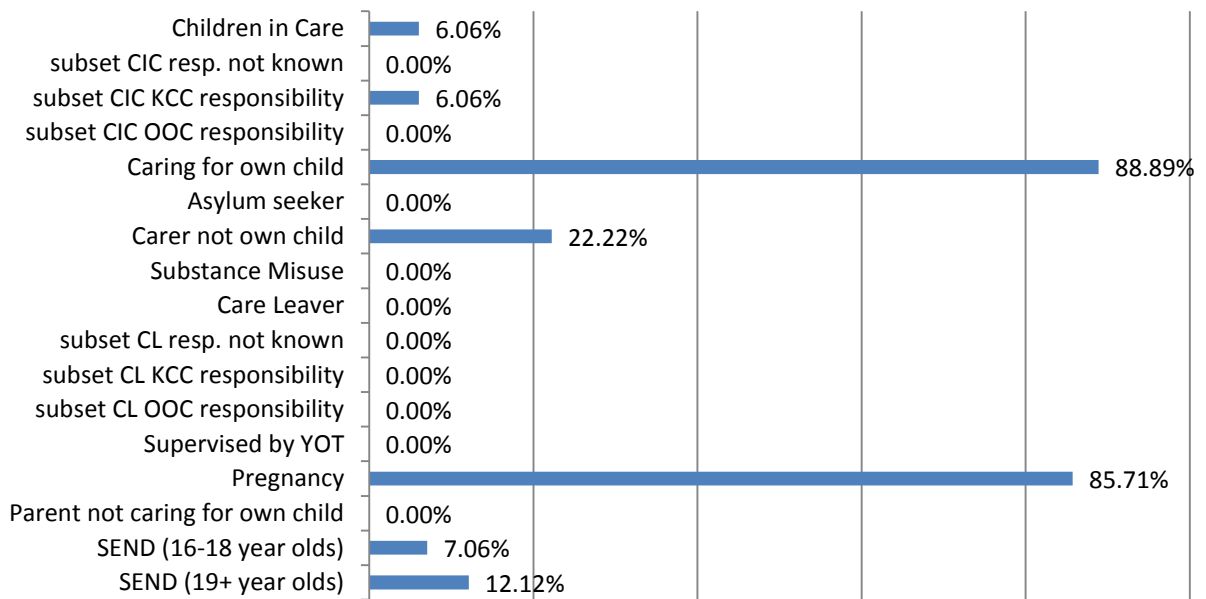
16-18 Year old NEET Leavers & Joiners	Aged 16	Aged 17	Aged 18	16-18 Total	Aged 19
Leaving NEET Total	3	5	2	10	7
Education	0	0	1	1	0
Employment	1	5	1	7	0
Government supported training	2	0	0	2	0
Re-engagement Provision	0	0	0	0	0
Transfer to another LA	0	0	0	0	0
Age reached where no active record required	0	0	0	0	7
Left England so no longer active record	0	0	0	0	0
Found to be a duplicate record	0	0	0	0	0
Deceased	0	0	0	0	0
Custodial Sentence	0	0	0	0	0
Cannot Be Contacted	0	0	0	0	0
Refused to disclose activity	0	0	0	0	0
Unknown Activity	0	0	0	0	0
Other Reason	0	0	0	0	0
Joining NEET Total	13	8	6	27	0
Education	4	2	1	7	0
Employment	0	0	0	0	0
Training	0	0	0	0	0
Re-engagement Provision	0	0	0	0	0
From other area	0	0	0	0	0
Other (inc custodial sentence)	9	6	5	20	0
Joiners>Leavers	-10	-3	-4	-17	7

16-18 Year Old NEET Labour Market Summary	No	%
Available:		
Working not for reward	7	4.86%
Not yet ready for work or learning	4	2.78%
Start Date agreed (other)	3	2.08%
Start Date agreed (RPA compliant)	1	0.69%
Seeking EET	129	89.58%
Available Total	144	100%
Unavailable:		
Young carers	0	0.00%
Teenage parents	7	28.00%
Illness	12	48.00%
Pregnancy	5	20.00%
Religious grounds	0	0.00%
Unlikely to be economically active	1	4.00%
Other reason	0	0.00%
Unavailable Total	25	100%

NEET Leavers and Joiners



% of Vulnerable Cohorts who are NEET



Education and Young People's Services Performance Management

NEET Monthly Report - Tunbridge Wells

16-18 year old cohort by Vulnerable Group	Nov-15	Oct-15	Sep-15	Aug-15	Jul-15	Jun-15	May-15	Apr-15	Mar-15	Feb-15	Jan-15	Dec-14	Nov-14
Children in Care	63	14	14	20	19	19	19	18	18	18	19	18	21
subset CIC resp. not known	0	0	0	0	0								
subset CIC KCC responsibility	61	12	11	18	17								
subset CIC OOC responsibility	2	2	3	2	2								
Caring for own child	10	8	8	19	19	19	17	16	15	14	13	9	9
Asylum seeker	50	5	0	4	4	4	4	4	4	4	4	4	4
Carer not own child	6	6	5	6	6	6	5	5	5	4	4	4	6
Substance Misuse	3	3	3	4	4	4	4	4	4	4	4	4	5
Care Leaver	2	2	2	6	6	6	6	6	6	5	5	5	5
subset CL resp. not known	0	0	0	0	0								
subset CL KCC responsibility	1	1	1	4	4								
subset CL OOC responsibility	1	1	1	2	2								
Supervised by YOT	4	15	15	17	16	16	16	16	16	16	16	16	19
Pregnancy	7	8	7	10	10	10	10	9	8	10	10	10	9
Parent not caring for own child	1	1	1	2	2	2	2	2	2	2	2	2	2
SEND (16-18 year olds)	128	133	129	139	140	140	139	138	136	137	137	135	138
SEND (19+ year olds)	34	39	43	225	227	227	227	227	227	227	227	227	227
Total 16-18 cohort with at least one vulnerable group	213	180	169	204	203	203	199	196	192	191	190	184	190

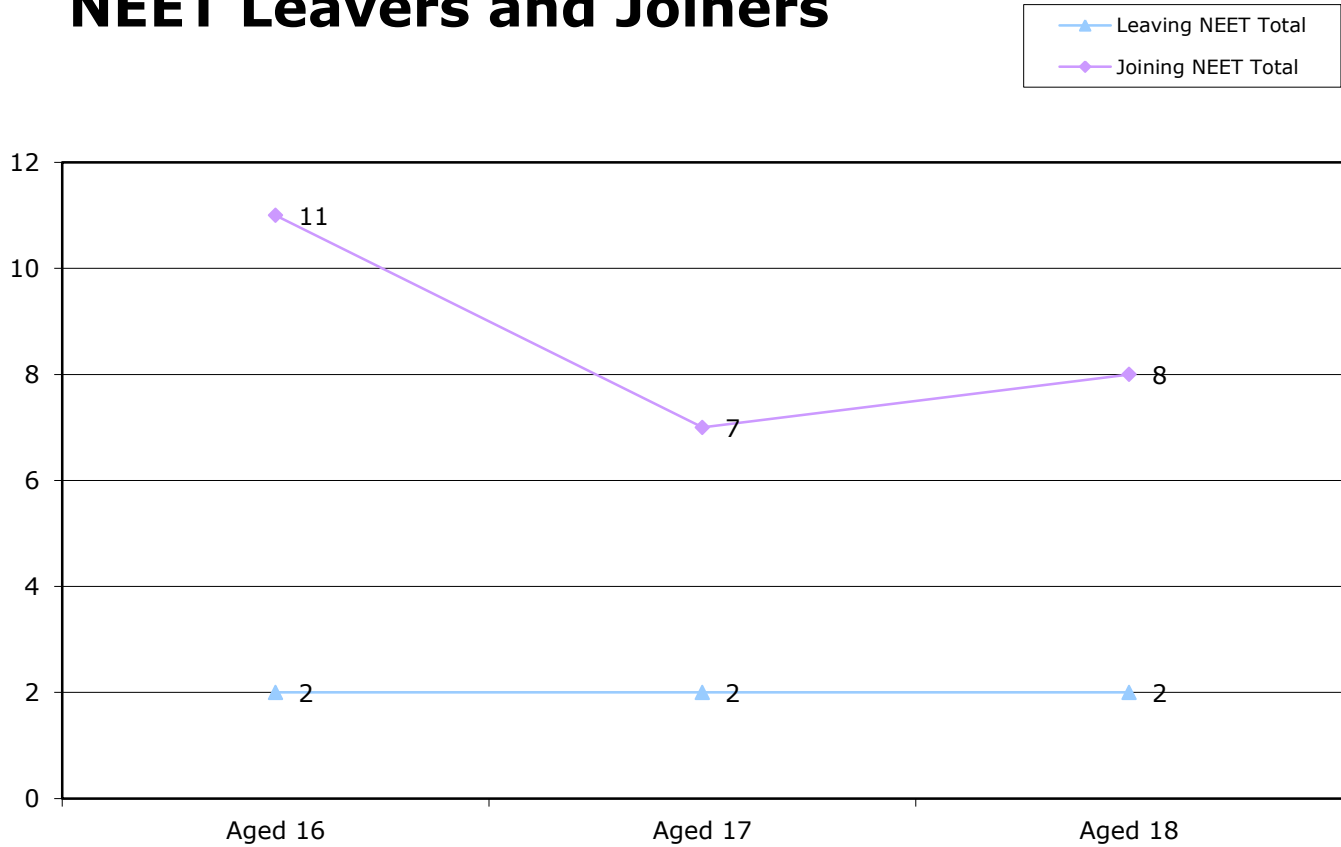
16-18 year old NEET by Vulnerable Group	Nov-15	Oct-15	Sep-15	Aug-15	Jul-15	Jun-15	May-15	Apr-15	Mar-15	Feb-15	Jan-15	Dec-14	Nov-14
Children in Care	5	5	4	4	3	2	3	1	1	0	1	0	0
subset CIC resp. not known	0	0	0	0	0								
subset CIC KCC responsibility	4	4	3	3	2								
subset CIC OOC responsibility	1	1	1	1	1								
Caring for own child	9	7	7	16	16	16	15	14	13	12	11	7	7
Asylum seeker	0	0	0	0	0	0	0	0	0	0	0	0	0
Carer not own child	1	1	1	1	1	2	1	1	2	1	1	1	1
Substance Misuse	2	2	2	2	2	2	2	2	2	1	1	1	1
Care Leaver	2	2	2	5	5	5	5	5	5	4	4	4	3
subset CL resp. not known	0	0	0	0	0								
subset CL KCC responsibility	1	1	1	3	3								
subset CL OOC responsibility	1	1	1	2	2								
Supervised by YOT	1	6	6	8	7	6	6	5	5	3	3	3	2
Pregnancy	6	5	4	6	6	6	6	6	6	7	7	7	6
Parent not caring for own child	0	0	0	0	0	0	0	0	0	0	0	0	0
SEND (16-18 year olds)	8	9	10	12	12	11	12	8	7	6	6	6	5
SEND (19+ year olds)	4	4	4	33	34	33	33	32	32	31	31	31	30
Total 16-18 NEET with at least one vulnerable group	31	30	29	45	43	42	41	38	35	30	29	25	21

16-18 year old Not Knowns by Vulnerable Group	Nov-15	Oct-15	Sep-15	Aug-15	Jul-15	Jun-15	May-15	Apr-15	Mar-15	Feb-15	Jan-15	Dec-14	Nov-14
Children in Care	5	5	10	8	7	2	2	2	2	3	2	2	7
subset CIC resp. not known	0	0	0	0	0								
subset CIC KCC responsibility	4	4	8	7	7								
subset CIC OOC responsibility	1	1	2	1	0								
Caring for own child	0	1	1	2	2	1	1	1	0	0	0	0	0
Asylum seeker	1	0	0	2	2	0	0	0	0	0	0	0	0
Carer not own child	1	1	2	1	1	0	0	0	0	0	0	0	2
Substance Misuse	1	1	1	2	1	1	1	1	0	0	0	0	2
Care Leaver	0	0	0	1	1	1	1	1	0	0	0	0	1
subset CL resp. not known	0	0	0	0	0								
subset CL KCC responsibility	0	0	0	1	1								
subset CL OOC responsibility	0	0	0	0	0								
Supervised by YOT	1	5	8	6	5	1	2	2	1	0	0	0	5
Pregnancy	1	3	3	2	1	0	0	0	0	0	0	1	2
Parent not caring for own child	0	0	1	2	2	1	1	1	0	0	0	0	0
SEND (16-18 year olds)	22	36	80	51	50	21	21	19	20	19	21	22	30
SEND (19+ year olds)	14	20	36	183	181	182	182	179	165	166	152	151	153
Total not known with at least one vulnerable group	26	47	99	69	66	24	25	23	22	21	22	24	41

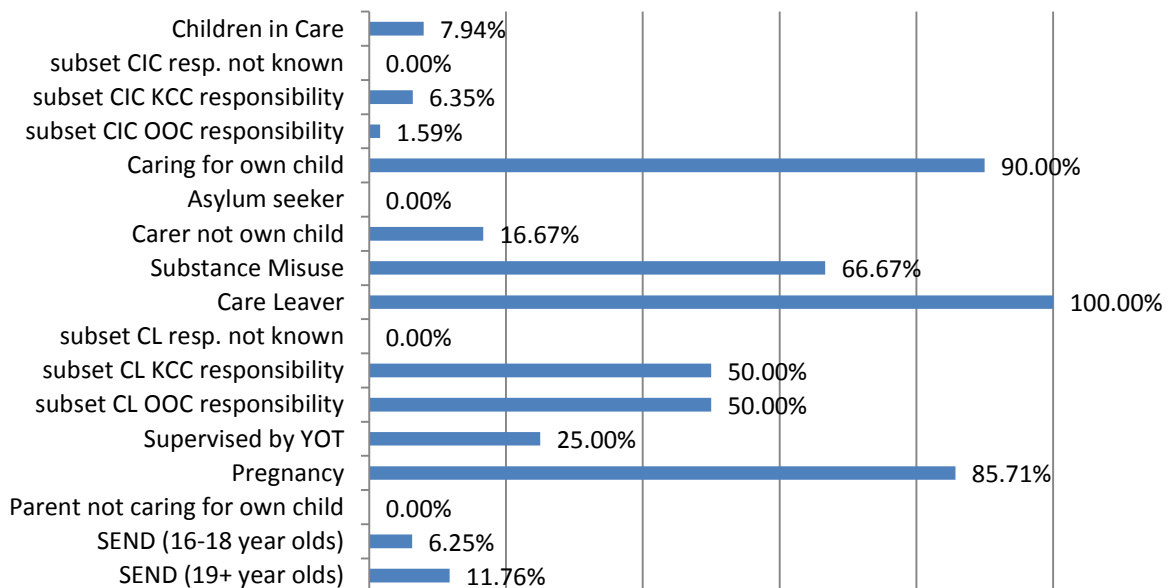
16-18 Year old NEET Leavers & Joiners	Aged 16	Aged 17	Aged 18	16-18 Total	Aged 19
Leaving NEET Total	2	2	2	6	3
Education	0	1	1	2	0
Employment	0	1	1	2	0
Government supported training	2	0	0	2	0
Re-engagement Provision	0	0	0	0	0
Transfer to another LA	0	0	0	0	0
Age reached where no active record required	0	0	0	0	3
Left England so no longer active record	0	0	0	0	0
Found to be a duplicate record	0	0	0	0	0
Deceased	0	0	0	0	0
Custodial Sentence	0	0	0	0	0
Cannot Be Contacted	0	0	0	0	0
Refused to disclose activity	0	0	0	0	0
Unknown Activity	0	0	0	0	0
Other Reason	0	0	0	0	0
Joining NEET Total	11	7	8	26	1
Education	2	0	0	2	0
Employment	0	0	0	0	0
Training	0	0	0	0	0
Re-engagement Provision	0	0	0	0	0
From other area	0	0	0	0	0
Other (inc custodial sentence)	9	7	8	24	1
Joiners>Leavers	-9	-5	-6	-20	2

16-18 Year Old NEET Labour Market Summary	No	%
Available:		
Working not for reward	5	3.11%
Not yet ready for work or learning	12	7.45%
Start Date agreed (other)	1	0.62%
Start Date agreed (RPA compliant)	3	1.86%
Seeking EET	140	86.96%
Available Total	161	100%
Unavailable:		
Young carers	0	0.00%
Teenage parents	2	15.38%
Illness	8	61.54%
Pregnancy	2	15.38%
Religious grounds	0	0.00%
Unlikely to be economically active	1	7.69%
Other reason	0	0.00%
Unavailable Total	13	100%

NEET Leavers and Joiners



% of Vulnerable Cohorts who are NEET

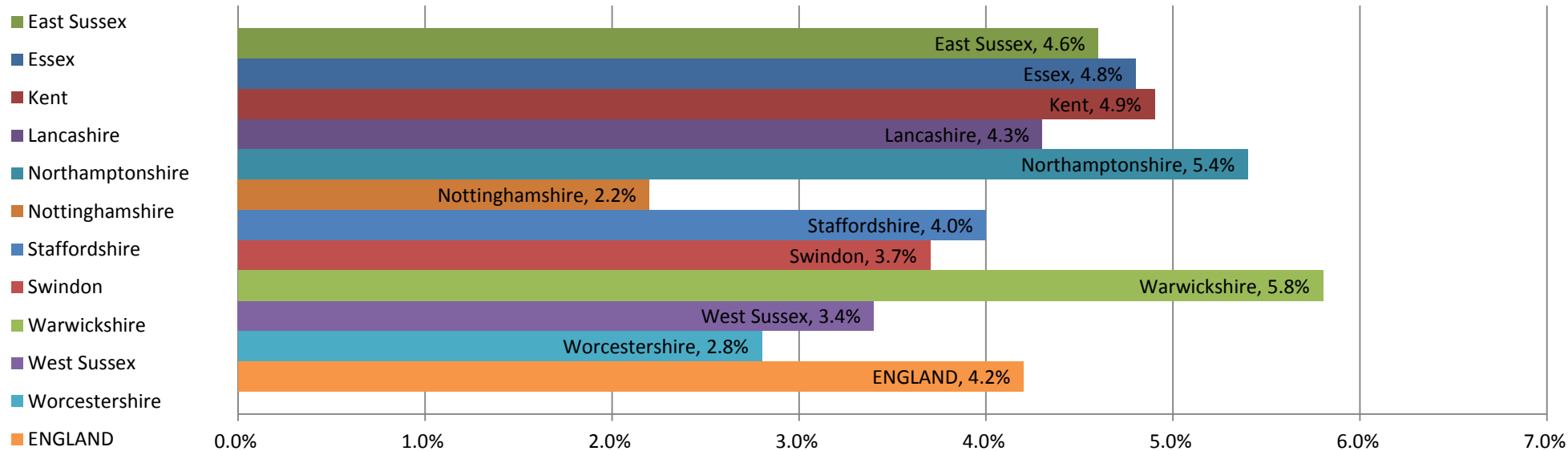


Education and Young People's Services Performance Management
Kent/National/Statistical Neighbours
AS AT 31st October 2015

	NEET		Not known		In learning	
	% Academic Age16-18s NEET	% change over last 12 months	% Academic Age16-18s NK	% change over last 12 months	% Academic Age16-18s in learning	% change over last 12 months
ENGLAND	4.2%	-8.7%	19.4%	-0.9%	74.2%	0.6%

Name	NEET Ranked Position	Academic Age16-18 (Y12-Y14) NEET %	Y12 NEET%	Y13 NEET%	Y14 NEET%	N/K Ranked Position	Academic Age 16 - 18 (Y12-Y14) NK %	Y12 NK%	Y13 NK%	Y14 NK%	Academic Age 16 - 18 (Y12-14) In Learning %	Y12 In Learning %	Y13 In Learning %	Y14 In Learning %
Kent	9	4.9%	1.1%	4.1%	9.8%	6	21.8%	15.2%	22.5%	27.5%	68.7%	83.7%	72.8%	50.3%
East Sussex	7	4.6%	2.1%	4.2%	8.0%	1	10.4%	1.8%	6.1%	23.0%	80.1%	95.5%	87.3%	58.2%
Essex	8	4.8%	2.0%	4.4%	8.1%	5	18.4%	5.3%	8.0%	41.5%	73.3%	92.5%	84.7%	43.4%
Lancashire	6	4.3%	1.5%	3.9%	7.9%	3	16.2%	11.5%	11.2%	25.3%	77.8%	86.8%	83.6%	63.8%
Northamptonshire	10	5.4%	1.9%	5.5%	8.7%	9	26.5%	4.5%	23.6%	51.8%	66.8%	92.9%	70.4%	36.8%
Nottinghamshire	1	2.2%	1.1%	1.6%	4.2%	2	11.3%	2.1%	13.2%	18.0%	96.2%	96.5%	85.2%	77.6%
Staffordshire	5	4.0%	1.6%	3.5%	9.4%	8	24.7%	1.5%	12.0%	58.9%	69.7%	96.3%	82.8%	32.0%
Swindon	4	3.7%	0.8%	2.1%	13.5%	10	27.4%	6.1%	12.8%	63.2%	67.7%	92.8%	82.8%	27.6%
Warwickshire	11	5.8%	1.2%	5.3%	10.2%	11	42.0%	10.5%	30.7%	80.5%	54.1%	88.2%	64.6%	14.0%
West Sussex	3	3.4%	0.6%	2.1%	8.9%	7	22.9%	10.1%	19.0%	39.4%	72.3%	89.2%	78.4%	49.7%
Worcestershire	2	2.8%	1.7%	2.5%	4.8%	4	18.0%	4.1%	10.5%	38.1%	76.5%	93.7%	84.8%	52.5%
Mean Indicator for Statistical neighbours		4.1%	1.4%	3.5%	8.4%		21.8%	5.8%	14.7%	44.0%	72.4%	92.4%	80.5%	45.6%

Statistical Neighbours NEETs October 2015



Statistical Neighbours Not Knowns October 2015

