

# Education and Young People's Services

## Young People Not in Education, Employment or Training (NEET)

### Monthly Report - December 2014

**Produced by:** Management Information Unit, KCC

**Publication Date:** 16-Jan-15

The figures are based on the monthly submission made to DfE via NCCIS for Kent County Council . Academic age is the age of the young person on 31<sup>st</sup> August (i.e.: prior to the start of the academic year). The figures include all 16 -18 year olds based on academic age with a Kent County Council area postcode as their primary address.



# Executive Summary

## Context - Transition

December is generally the time of the year that the NEET and Not Knowns figures reduce and stabilise, following a seasonal high in September and October. This December there has been significant progress in driving down the number of NEETs, but there remains some turbulence in the tracking of the Not Knowns.

## NEETs as a percentage of the 16-18 academic age group (Year 12, 13 and 14)

<b>October 2013</b>	5.73	<b>October 2014</b>	4.13
<b>November 2013</b>	5.76	<b>November 2014</b>	4.21
<b>December 2013</b>	5.89	<b>December 2014</b>	4.56

## Not Knowns as a percentage of the 16-18 academic age group (Year 12, 13 and 14)

<b>October 2013</b>	27.56	<b>October 2014</b>	24.16
<b>November 2013</b>	14.06	<b>November 2014</b>	19.00
<b>December 2013</b>	6.6	<b>December 2014</b>	15.21

## Progress - NEETs

Overall the percentages of NEETs are down 1.3% from the same time last year. In every district there has been an improvement with over 1.5% in Dartford, Gravesham and Shepway and over 2% in Thanet and Dover. All of these areas have traditionally had high levels of NEET and particularly youth unemployment.

These NEET figures are adjusted, via DfE calculations, to reflect the potential NEETS who may be in the unknown category.

## Progress - Tracking

In December the following actions were undertaken:

- The service focused on the unknown Year 12s, by engaging with schools, colleges and direct contact with young people. As consequence 671 Year 12 young people had a destination recorded.
- In the second week in December, a Call Centre was engaged to contact all unknown Year 13 and Year 14 young people. In total 6500 records were sent to Welfare Call Ltd and 1500 were returned with a known destination in December. Of these 132 were NEET and CXK were notified so they could engage with them.
- Work to import apprenticeships data from National Apprenticeship Service (NAS)

## Planned Activity

In January the following actions are being taken by Skills and Employability Service:

- A meeting is planned with the Elective Home Educated Team who make up one of the largest groups of vulnerable learner unknowns to identify destinations and gather contact details. Currently there are no telephone numbers for over 80% of this group.
- A meeting is planned to cross reference KCC databases (Impulse, UCASprogress and IYSS) to gather phone numbers known by other services so that they can be telephone tracked. There are currently over 9000 young people without a phone number on IYSS
- Kent training providers offering study programmes will be contacted to gather destination data
- A meeting is planned with Early Help and Preventative Services to co-ordinate how young people with an unknown destination and no phone can be contacted through a programme of door knocking.

# Education and Young People's Services Performance Management

## NEET Monthly Report - Kent

16-18 year old NEET Summary	Total Cohort 16-18	No. NEET 16-18	% NEET 16-18	NEET Target 16-18 Jan 2015	Diff from target	% NEET Age 16	% NEET Age 17	% NEET Age 18	Not knows				
									Acad age 16	Acad age 17	Acad age 18	Total	% of cohort
Kent	52,505	1,975	4.56%	4.00%	0.56%	1.98%	4.16%	8.14%	1,006	2,464	4,514	7,984	15.21%
Ashford	4,620	163	4.29%	3.37%	0.92%	2.00%	4.48%	6.79%	90	195	407	692	14.98%
Canterbury	4,783	180	4.48%	3.27%	1.21%	2.11%	4.22%	7.42%	67	185	397	649	13.57%
Dartford	3,429	125	4.42%	4.07%	0.35%	1.47%	3.68%	8.75%	55	192	264	511	14.90%
Dover	3,927	153	4.74%	4.47%	0.27%	2.41%	4.21%	8.09%	73	200	348	621	15.81%
Gravesham	3,950	162	4.99%	4.03%	0.96%	1.53%	4.68%	9.91%	64	202	388	654	16.56%
Maidstone	5,436	184	4.06%	3.99%	0.07%	1.28%	3.59%	7.72%	103	189	473	765	14.07%
Sevenoaks	3,433	92	3.35%	2.63%	0.72%	2.01%	3.15%	5.16%	90	177	281	548	15.96%
Shepway	3,835	159	5.06%	4.85%	0.21%	2.12%	4.70%	8.95%	81	192	341	614	16.01%
Swale	5,371	292	6.51%	4.87%	1.64%	3.58%	4.99%	11.77%	104	263	460	827	15.40%
Thanet	5,259	243	5.60%	5.58%	0.02%	2.80%	5.18%	9.71%	114	282	441	837	15.92%
Tonbridge & Malling	4,471	128	3.48%	2.68%	0.80%	0.83%	3.27%	7.22%	84	196	390	670	14.99%
Tunbridge Wells	3,991	94	2.91%	2.64%	0.27%	1.15%	3.00%	5.09%	81	191	324	596	14.93%

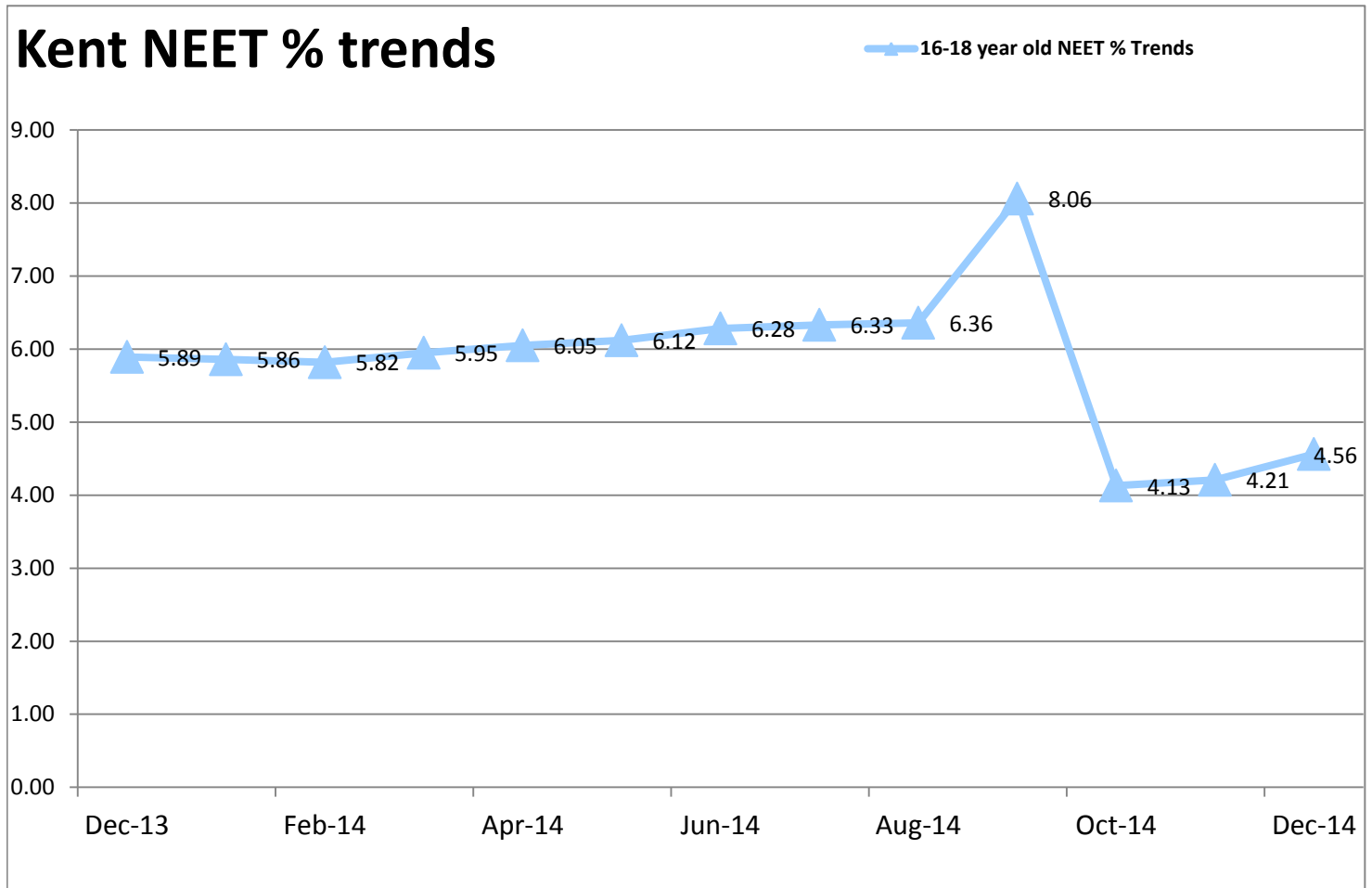
16-18 year old NEET % Trends	Dec-14	Nov-14	Oct-14	Sep-14	Aug-14	Jul-14	Jun-14	May-14	Apr-14	Mar-14	Feb-14	Jan-14	Dec-13
Kent	4.56	4.21	4.13	8.06	6.36	6.33	6.28	6.12	6.05	5.95	5.82	5.86	5.89
Ashford	4.29	4.30	3.83	8.34	6.33	6.29	5.99	5.76	5.63	5.46	5.37	5.22	5.27
Canterbury	4.48	3.86	3.93	7.90	5.27	5.21	5.09	5.00	4.89	5.10	4.99	5.24	5.44
Dartford	4.42	4.25	4.27	8.25	7.00	6.28	6.41	5.99	5.99	5.76	5.48	5.80	6.00
Dover	4.74	4.48	4.39	9.42	7.73	7.60	7.65	7.89	7.94	7.53	7.19	7.07	7.09
Gravesham	4.99	4.61	4.57	9.09	7.00	6.90	6.99	6.76	6.67	6.50	6.45	6.35	6.61
Maidstone	4.06	3.94	4.10	7.07	6.51	6.41	5.94	5.63	5.64	5.46	5.34	5.41	5.17
Sevenoaks	3.35	2.79	2.85	5.23	3.88	3.94	4.00	3.72	3.74	3.76	3.74	4.09	4.53
Shepway	5.06	4.68	4.71	9.42	7.17	7.39	7.18	7.09	7.00	7.20	6.94	7.34	6.97
Swale	6.51	6.00	5.76	10.63	7.95	7.78	7.57	7.25	7.04	7.06	6.83	6.75	6.88
Thanet	5.60	4.98	4.78	9.79	8.07	8.13	8.21	8.12	8.45	8.19	8.08	8.09	7.89
Tonbridge & Malling	3.48	3.17	3.05	5.57	4.73	4.52	4.72	4.77	4.44	4.40	4.26	4.18	4.24
Tunbridge Wells	2.91	2.65	2.57	4.93	4.39	4.69	4.88	4.67	4.39	4.17	4.28	4.02	4.03

16-18 year old Not Known % Trends	Dec-14	Nov-14	Oct-14	Sep-14	Aug-14	Jul-14	Jun-14	May-14	Apr-14	Mar-14	Feb-14	Jan-14	Dec-13
Kent	15.21	19.00	24.16	58.70	11.97	11.93	11.72	10.20	8.67	5.80	4.69	4.60	6.60
Ashford	14.98	18.73	25.79	56.67	11.39	11.91	10.12	8.33	7.57	3.67	2.45	2.02	4.33
Canterbury	13.57	15.62	23.73	59.44	8.87	8.16	8.36	7.92	5.48	3.11	2.25	1.97	2.70
Dartford	14.90	19.39	24.09	60.43	13.15	13.75	13.85	12.18	11.20	9.18	9.04	8.42	13.34
Dover	15.81	19.25	22.78	65.00	10.72	9.30	8.73	7.78	6.95	1.63	0.84	0.89	1.40
Gravesham	16.56	21.30	23.33	61.81	14.11	14.22	14.57	12.69	12.33	10.06	8.95	9.50	14.73
Maidstone	14.07	16.97	22.61	50.62	12.02	12.72	13.31	10.68	9.10	6.70	5.15	4.81	7.26
Sevenoaks	15.96	21.61	26.87	60.07	12.15	11.94	12.33	9.19	8.45	6.58	5.69	7.43	9.98
Shepway	16.01	21.59	24.23	54.45	13.39	12.93	13.15	12.22	11.18	8.09	6.70	5.96	7.39
Swale	15.40	18.66	26.39	57.95	13.52	13.97	13.21	11.69	8.06	4.84	3.05	2.28	3.34
Thanet	15.92	18.86	23.36	62.22	9.52	9.40	8.79	8.07	6.79	3.23	2.66	2.44	3.98
Tonbridge & Malling	14.99	19.07	23.75	59.21	13.79	13.56	13.61	12.37	11.05	9.00	7.77	8.54	9.71
Tunbridge Wells	14.93	19.13	23.25	59.06	11.96	11.93	11.43	9.82	7.40	5.36	3.99	3.56	4.62

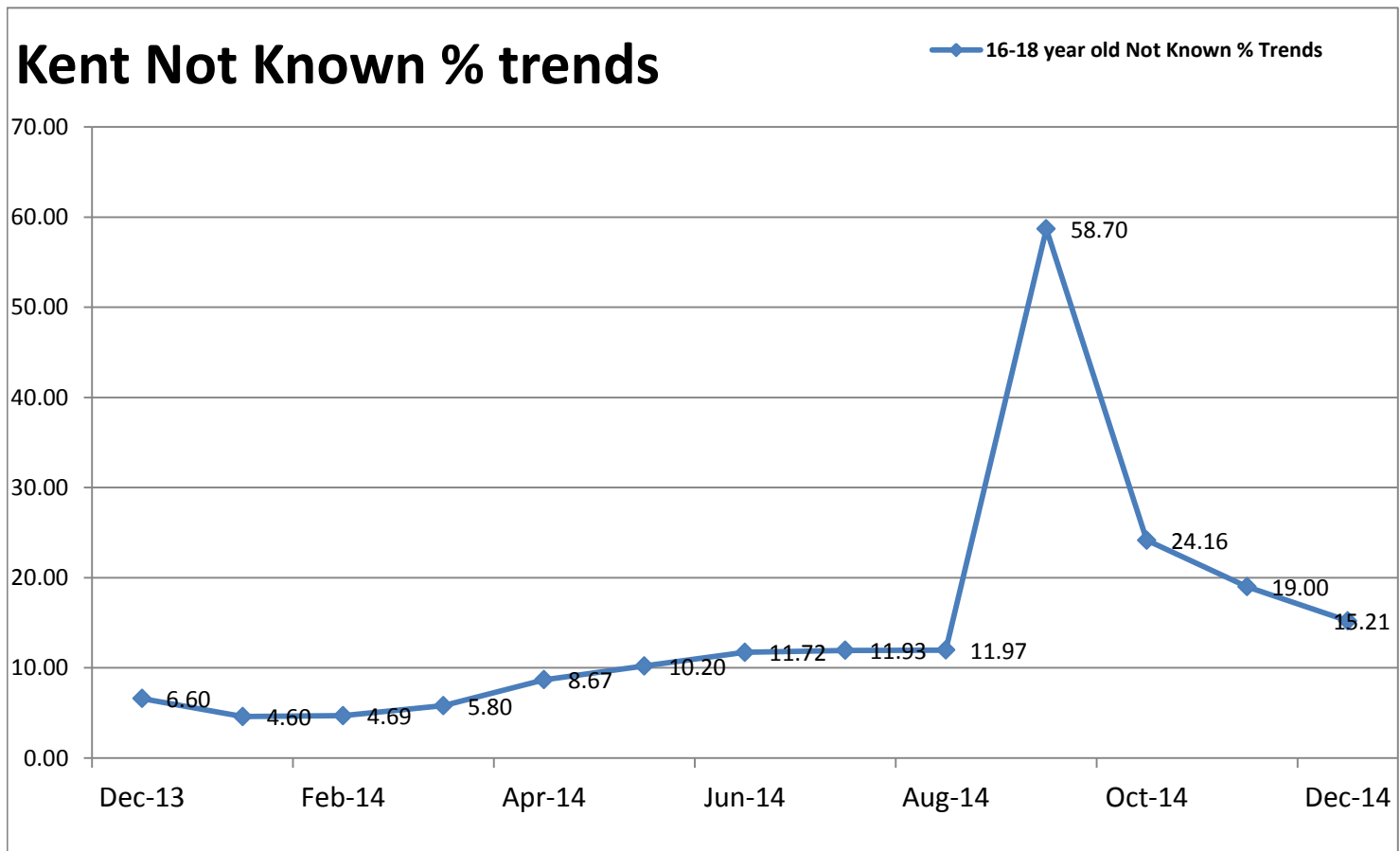
NEETs based on length of time in NEET					
	0-6 weeks	7-13 weeks	14-26 weeks	27-52 weeks	52+ weeks
Kent	83	171	643	278	800
Ashford	10	15	65	17	56
Canterbury	15	13	62	20	70
Dartford	3	14	29	22	57
Dover	2	13	53	29	56
Gravesham	3	17	38	34	70
Maidstone	6	12	53	32	81
Sevenoaks	2	11	34	15	30
Shepway	8	9	56	21	65
Swale	9	25	119	29	110
Thanet	16	30	66	25	106
Tonbridge & Malling	5	7	36	22	58
Tunbridge Wells	4	5	32	12	41

Progress RPA - Participating	
% Age 16	% Age 17
79.53%	72.07%
75.15%	66.52%
66.36%	67.77%
92.55%	78.85%
66.56%	66.64%
93.04%	79.19%
89.80%	81.75%
84.73%	73.89%
76.55%	70.58%
72.40%	66.94%
77.31%	71.10%
85.88%	73.22%
77.48%	70.44%

# Kent NEET % trends



# Kent Not Known % trends



# Education and Young People's Services Performance Management

## NEET Monthly Report - Kent

16-18 year old cohort by Vulnerable Group	Dec-14	Nov-14	Oct-14	Sep-14	Aug-14	Jul-14	Jun-14	May-14	Apr-14	Mar-14	Feb-14	Jan-14	Dec-13
Children in Care	678	692	680	688	747	746	714	698	701	699	700	704	706
Caring for own child	293	281	262	252	605	540	533	531	530	527	512	502	482
Asylum seeker	40	41	41	41	79	80	79	78	78	78	79	79	83
Carer not own child	72	73	73	71	84	84	84	86	86	85	83	84	84
Substance Misuse	71	101	99	98	136	149	160	163	162	161	161	159	160
Care Leaver	79	77	76	76	63	61	61	62	63	63	61	60	59
Supervised by YOT	257	289	285	259	166	180	181	201	204	204	202	197	320
Pregnancy	157	143	137	133	196	203	190	184	176	176	179	179	180
Parent not caring for own child	13	13	13	13	22	22	23	23	23	23	22	22	21
SEND (16-18 year olds)	2087	2094	2106	2114	2283	2279	2098	2099	2113	2114	2112	2117	2124
SEND (19+ year olds)	3900	3901	3902	3902	3196	3257	3312	3377	3871	3464	3506	3542	3595
Total 16-18 cohort with at least one vulnerable group	3279	3309	3295	3276	3822	3781	3599		3598				

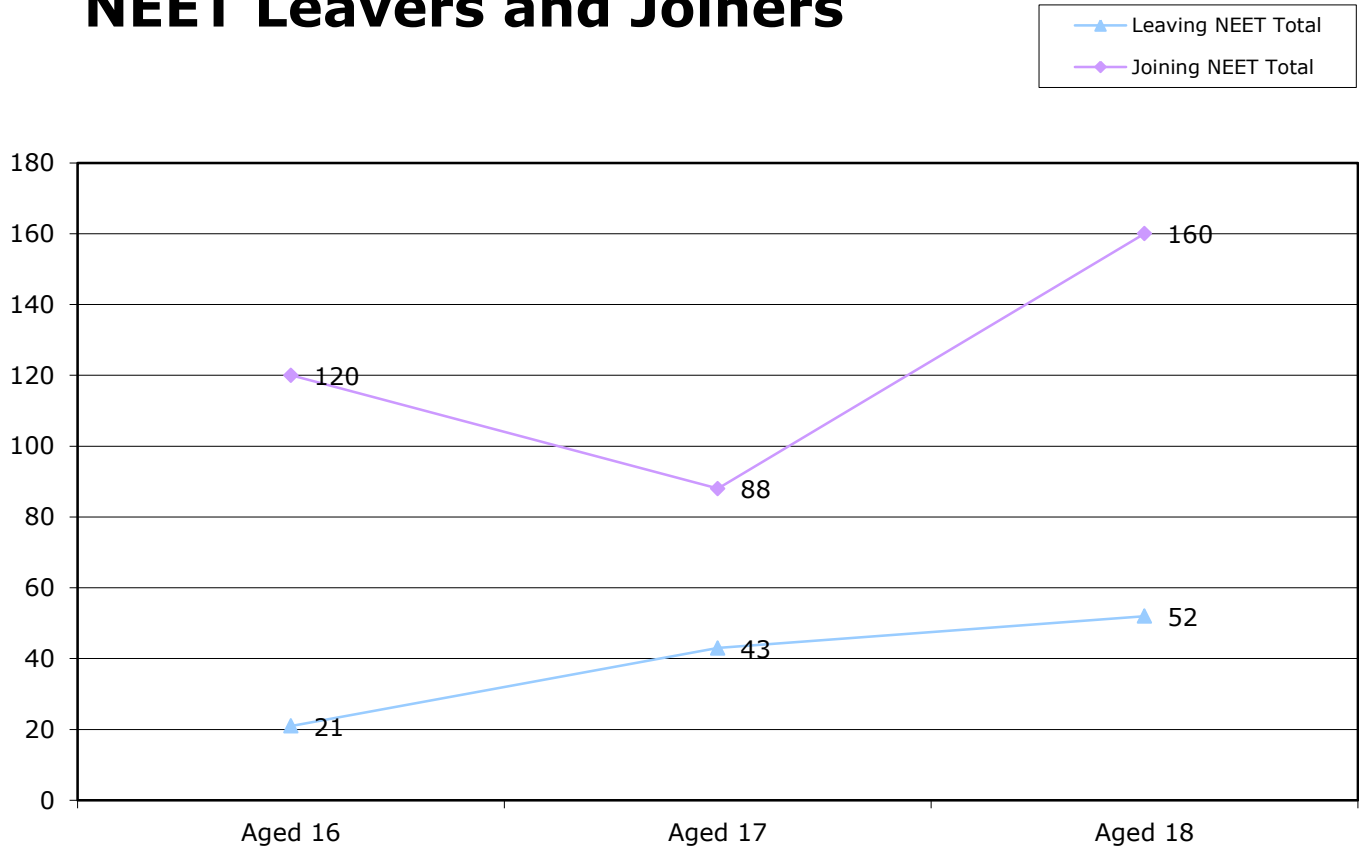
16-18 year old NEET by Vulnerable Group	Dec-14	Nov-14	Oct-14	Sep-14	Aug-14	Jul-14	Jun-14	May-14	Apr-14	Mar-14	Feb-14	Jan-14	Dec-13
Children in Care	94	91	78	98	165	159	159	154	158	154	147	151	146
Caring for own child	187	175	154	165	408	385	383	382	382	383	371	375	354
Asylum seeker	5	5	2	3	5	5	4	4	5	6	5	5	7
Carer not own child	21	18	17	18	29	30	28	28	29	28	27	27	28
Substance Misuse	12	19	15	18	32	47	60	60	59	57	54	55	53
Care Leaver	31	28	31	41	31	30	31	32	33	33	29	29	25
Supervised by YOT	85	75	57	47	63	71	77	80	85	79	72	76	111
Pregnancy	112	96	93	94	143	148	135	131	121	121	122	126	128
Parent not caring for own child	7	5	6	7	12	11	12	12	12	11	12	13	10
SEND (16-18 year olds)	166	154	147	157	295	305	256	252	258	258	249	244	233
SEND (19+ year olds)	830	826	841	858	748	725	735	748	822	760	765	772	777
Total 16-18 NEET with at least one vulnerable group	598	546	504	551	974	995	955		944				

16-18 year old Not Known by Vulnerable Group	Dec-14	Nov-14	Oct-14	Sep-14	Aug-14	Jul-14	Jun-14	May-14	Apr-14	Mar-14	Feb-14	Jan-14	Dec-13
Children in Care	99	169	189	424	77	80	87	72	75	45	37	41	60
Caring for own child	38	44	45	63	37	38	52	39	37	23	19	14	20
Asylum seeker	10	16	21	30	19	19	23	19	20	15	13	13	15
Carer not own child	8	9	11	39	7	5	8	8	7	5	4	4	5
Substance Misuse	5	30	31	57	20	26	32	29	30	14	8	7	13
Care Leaver	12	16	16	17	8	10	13	13	11	7	4	4	4
Supervised by YOT	8	72	78	123	23	30	25	27	16	8	5	4	18
Pregnancy	15	14	13	25	8	9	13	11	11	6	5	4	6
Parent not caring for own child	0	1	2	5	3	4	4	3	3	2	2	2	3
SEND (16-18 year olds)	337	404	463	1300	213	211	183	180	195	121	105	107	145
SEND (19+ year olds)	2532	2520	2567	2875	1905	2019	2086	2153	2271	2190	2210	2223	2232
Total not known with at least one vulnerable group	474	645	726	1820	374	361	374		348				

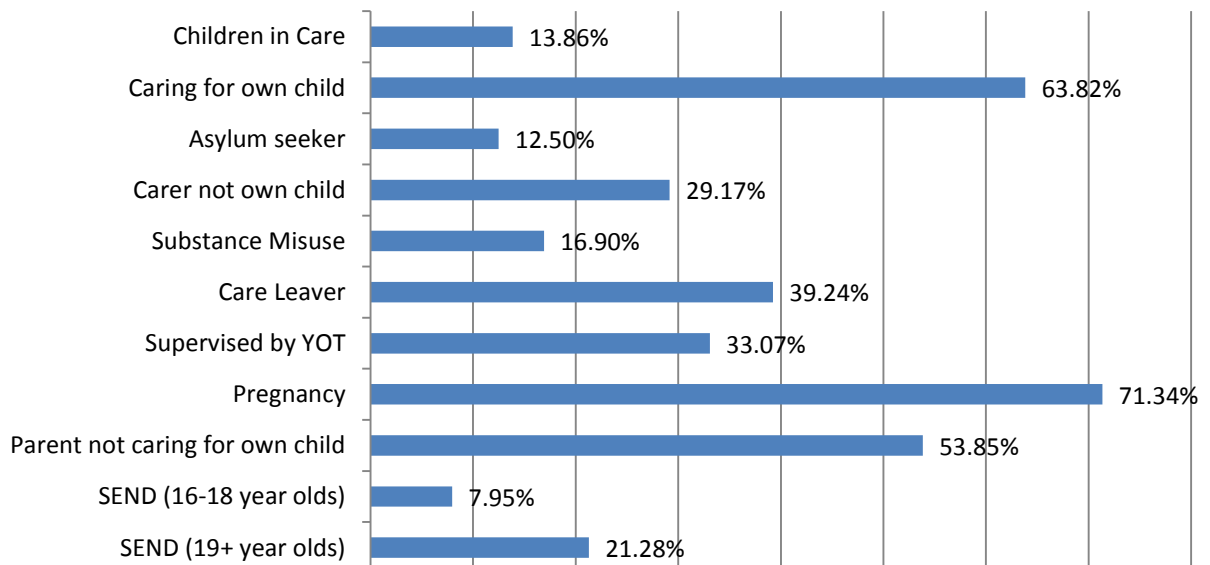
<b>16-18 Year old NEET Leavers &amp; Joiners</b>	<b>Aged 16</b>	<b>Aged 17</b>	<b>Aged 18</b>	<b>16-18 Total</b>	<b>Aged 19</b>
Leaving NEET Total	21	43	52	116	107
Education	2	5	4	11	0
Employment	10	22	42	74	7
Government supported training	6	9	3	18	1
Re-engagement Provision	0	0	0	0	0
NEET in other area	2	1	1	4	0
Custodial Sentence	1	1	0	2	0
Moved Away	0	1	2	3	99
Cannot Be Contacted	0	0	0	0	0
Refused to disclose activity	0	0	0	0	0
Unknown Activity	0	0	0	0	0
Other Reason	0	4	0	4	0
Joining NEET Total	120	88	160	368	59
Education	28	17	5	50	31
Employment	2	8	16	26	2
Government supported training	11	6	7	24	1
Re-engagement Provision	0	0	0	0	0
NEET in other area	0	0	0	0	0
Other (inc custodial sentence)	79	57	132	268	25
Joiners>Leavers	-99	-45	-108	-252	48

<b>16-18 Year Old NEET Labour Market Summary</b>	<b>No</b>	<b>%</b>
<b>Available:</b>		
Working not for reward	32	1.98%
Not yet ready for work or learning	110	6.81%
Start Date agreed	32	1.98%
Seeking EET	1441	89.23%
Available Total	1615	100%
<b>Unavailable:</b>		
Young carers	10	2.78%
Teenage parents	161	44.72%
Illness	113	31.39%
Pregnancy	70	19.44%
Religious grounds	0	0.00%
Unlikely to be economically active	6	1.67%
Other reason	0	0.00%
Unavailable Total	360	100%

# NEET Leavers and Joiners



## % of Vulnerable Cohorts who are NEET



# Education and Young People's Services Performance Management

## NEET Monthly Report - Ashford

16-18 year old cohort by Vulnerable Group	Dec-14	Nov-14	Oct-14	Sep-14	Aug-14	Jul-14	Jun-14	May-14	Apr-14	Mar-14	Feb-14	Jan-14	Dec-13
Children in Care	53	56	56	63	70	71	70	70	70	72	70	71	72
Caring for own child	18	15	13	12	35	34	34	34	34	34	32	32	32
Asylum seeker	4	4	4	4	10	10	10	10	10	10	10	10	10
Carer not own child	10	10	10	10	9	9	9	9	9	9	9	9	9
Substance Misuse	6	6	6	6	9	11	12	12	12	12	11	11	11
Care Leaver	4	5	5	5	10	9	9	9	10	10	11	11	9
Supervised by YOT	15	17	18	20	8	10	11	13	13	13	12	12	17
Pregnancy	11	9	9	8	14	14	14	14	13	13	14	12	9
Parent not caring for own child	0	1	1	1	2	2	2	2	2	2	2	2	2
SEND (16-18 year olds)	152	155	157	170	183	183	174	174	175	176	176	174	175
SEND (19+ year olds)	320	322	323	323	249	252	257	263	319	276	277	280	282
Total 16-18 cohort with at least one vulnerable group	242	242	244	257	301	302	293		295				

16-18 year old NEET by Vulnerable Group	Dec-14	Nov-14	Oct-14	Sep-14	Aug-14	Jul-14	Jun-14	May-14	Apr-14	Mar-14	Feb-14	Jan-14	Dec-13
Children in Care	9	9	7	12	15	16	17	17	15	15	13	16	16
Caring for own child	10	7	5	5	22	21	21	21	22	22	20	22	23
Asylum seeker	0	0	0	0	0	0	0	0	0	0	0	0	0
Carer not own child	1	1	1	1	1	1	2	2	2	1	1	1	1
Substance Misuse	2	2	2	2	1	5	6	6	6	6	5	5	3
Care Leaver	3	4	4	4	6	6	6	6	7	7	8	9	6
Supervised by YOT	3	5	3	3	9	2	4	4	4	4	3	3	4
Pregnancy	5	3	3	2	1	9	9	10	9	9	8	8	6
Parent not caring for own child	0	1	1	1		1	1	1	1	1	1	1	1
SEND (16-18 year olds)	9	10	8	10	26	27	22	23	22	23	23	21	21
SEND (19+ year olds)	41	47	49	50	37	37	37	37	45	37	38	38	38
Total 16-18 NEET with at least one vulnerable group	32	30	25	33	69	73	70		70				

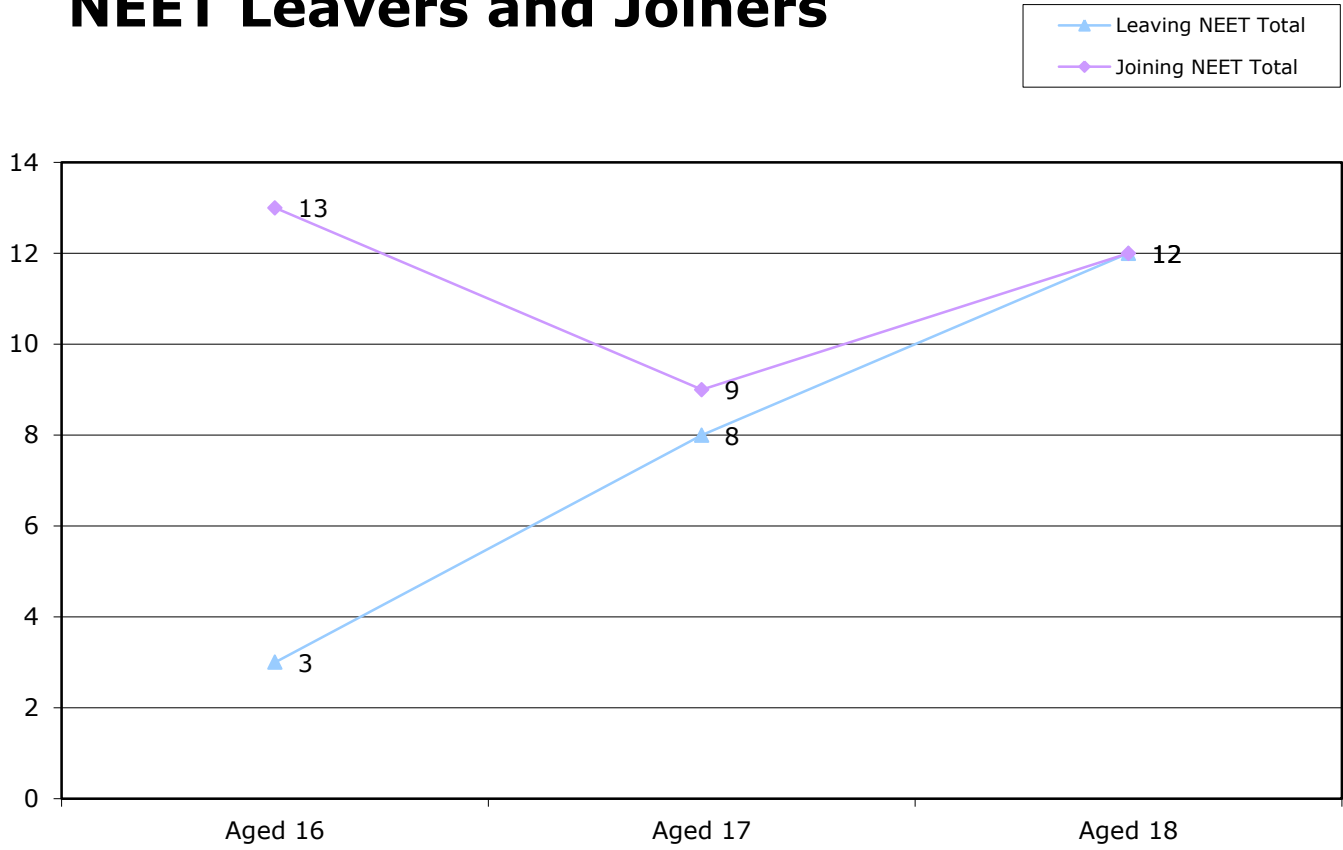
16-18 year old Not Knowns by Vulnerable Group	Dec-14	Nov-14	Oct-14	Sep-14	Aug-14	Jul-14	Jun-14	May-14	Apr-14	Mar-14	Feb-14	Jan-14	Dec-13
Children in Care	6	13	14	37	8	7	6	5	11	7	6	7	10
Caring for own child	2	2	2	4	6	6	8	4	6	1	1	1	2
Asylum seeker	0	2	2	4	3	3	2	2	3	2	2	2	2
Carer not own child	1	1	1	7	1	1	1	1	1	1	0	0	0
Substance Misuse	0	0	1	3	0	0	0	0	0	0	0	0	0
Care Leaver	0	0	0	0	1	1	2	1	1	0	0	0	0
Supervised by YOT	2	1	4	7	1	2	2	1	2	0	0	0	0
Pregnancy	3	2	2	2	1	2	1	1	1	0	0	0	0
Parent not caring for own child	0	0	0	0	1	1	1	1	1	1	1	1	1
SEND (16-18 year olds)	26	32	37	96	20	19	16	14	14	10	10	9	16
SEND (19+ year olds)	235	239	243	272	179	181	186	191	202	198	195	198	200
Total not known with at least one vulnerable group	38	44	53	135	35	35	31		28				



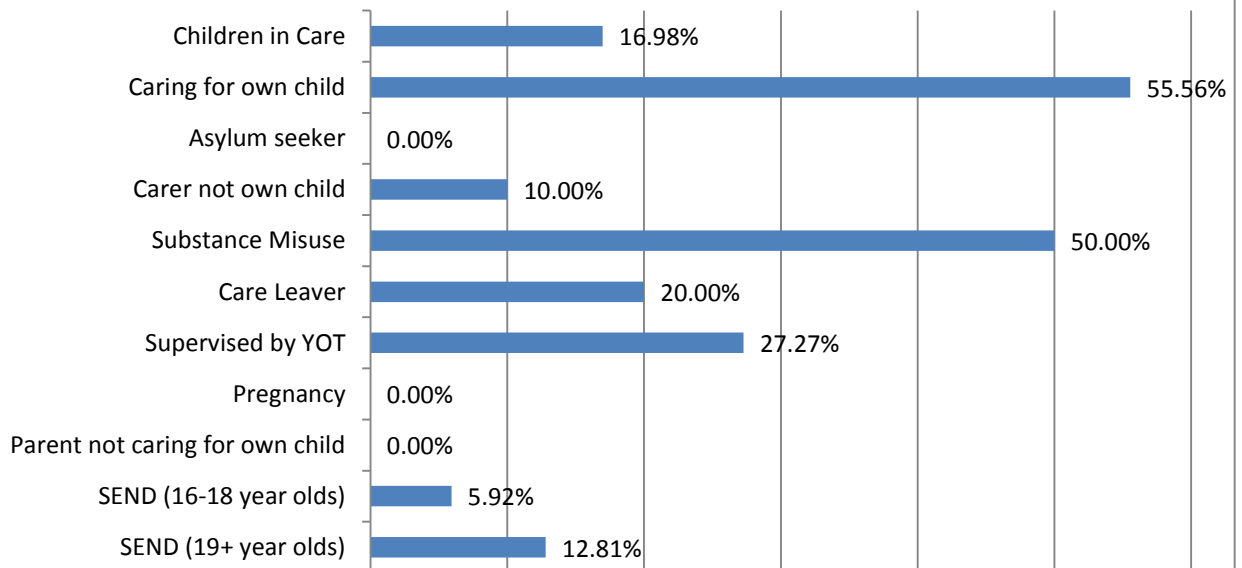
<b>16-18 Year old NEET Leavers &amp; Joiners</b>	<b>Aged 16</b>	<b>Aged 17</b>	<b>Aged 18</b>	<b>16-18 Total</b>	<b>Aged 19</b>
Leaving NEET Total	3	8	12	23	7
Education	1	1	2	4	0
Employment	2	5	9	16	0
Government supported training	0	1	1	2	0
Re-engagement Provision	0	0	0	0	0
NEET in other area	0	0	0	0	0
Custodial Sentence	0	0	0	0	0
Moved Away	0	0	0	0	7
Cannot Be Contacted	0	0	0	0	0
Refused to disclose activity	0	0	0	0	0
Unknown Activity	0	0	0	0	0
Other Reason	0	1	0	1	0
Joining NEET Total	13	9	12	34	3
Education	2	2	0	4	1
Employment	1	1	2	4	0
Government supported training	2	0	1	3	0
Re-engagement Provision	0	0	0	0	0
NEET in other area	0	0	0	0	0
Other (inc custodial sentence)	8	6	9	23	2
Joiners>Leavers	-10	-1	0	-11	4

<b>16-18 Year Old NEET Labour Market Summary</b>	<b>No</b>	<b>%</b>
<b>Available:</b>		
Working not for reward	2	1.43%
Not yet ready for work or learning	6	4.29%
Start Date agreed	4	2.86%
Seeking EET	128	91.43%
Available Total	140	100%
<b>Unavailable:</b>		
Young carers	1	4.35%
Teenage parents	8	34.78%
Illness	9	39.13%
Pregnancy	4	17.39%
Religious grounds	0	0.00%
Unlikely to be economically active	1	4.35%
Other reason	0	0.00%
Unavailable Total	23	100%

# NEET Leavers and Joiners



## % of Vulnerable Cohorts who are NEET



# Education and Young People's Services Performance Management

## NEET Monthly Report - Canterbury

16-18 year old cohort by Vulnerable Group	Dec-14	Nov-14	Oct-14	Sep-14	Aug-14	Jul-14	Jun-14	May-14	Apr-14	Mar-14	Feb-14	Jan-14	Dec-13
Children in Care	83	87	88	90	97	96	92	91	92	91	93	93	94
Caring for own child	28	28	26	23	45	37	37	36	36	36	35	36	33
Asylum seeker	6	7	7	7	13	13	13	12	12	12	12	12	13
Carer not own child	4	4	4	4	5	5	5	5	5	5	5	5	5
Substance Misuse	9	10	10	10	12	12	13	13	13	14	14	14	14
Care Leaver	7	6	6	6	1	1	1	1	1	2	2	2	2
Supervised by YOT	18	23	24	22	15	16	17	19	19	19	19	17	20
Pregnancy	13	10	11	9	17	15	14	14	14	14	13	14	16
Parent not caring for own child	0	0	0	0	1	1	1	1	1	1	1	1	1
SEND (16-18 year olds)	222	220	223	222	234	233	220	219	219	219	219	221	222
SEND (19+ year olds)	346	345	344	344	285	291	297	305	338	310	311	317	327
Total 16-18 cohort with at least one vulnerable group	334	337	341	338	377	369	356		353				

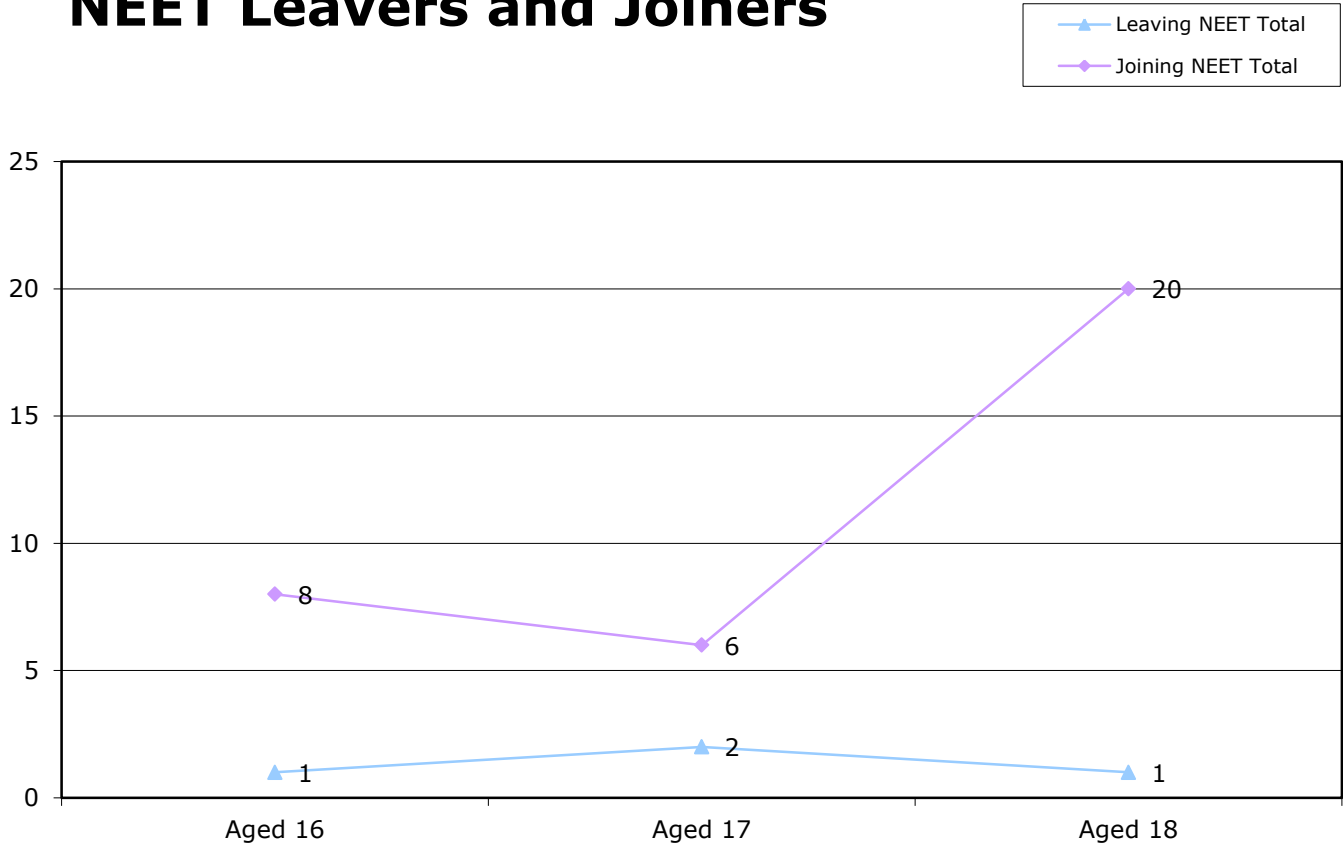
16-18 year old NEET by Vulnerable Group	Dec-14	Nov-14	Oct-14	Sep-14	Aug-14	Jul-14	Jun-14	May-14	Apr-14	Mar-14	Feb-14	Jan-14	Dec-13
Children in Care	9	9	9	8	12	11	10	10	9	9	10	12	11
Caring for own child	14	14	12	14	25	25	25	24	24	25	23	24	21
Asylum seeker	1	1	0	0	0	0	0	0	0	0	0	1	1
Carer not own child	0	0	0	0	1	1	1	1	1	1	1	2	2
Substance Misuse	0	0	0	2	2	3	3	3	3	4	4	4	3
Care Leaver	2	2	2	4	0	0	0	0	0	1	1	1	1
Supervised by YOT	4	3	5	5	3	4	5	5	11	4	4	7	5
Pregnancy	12	9	10	8	13	12	11	11	0	11	11	12	13
Parent not caring for own child	0	0	0	0	0	0	0	0	0	0	1	1	1
SEND (16-18 year olds)	18	18	20	19	30	29	24	22	20	21	21	21	23
SEND (19+ year olds)	77	75	76	80	71	74	75	77	80	79	80	81	85
Total 16-18 NEET with at least one vulnerable group	49	45	49	51	72	72	67		61				

16-18 year old Not Knowns by Vulnerable Group	Dec-14	Nov-14	Oct-14	Sep-14	Aug-14	Jul-14	Jun-14	May-14	Apr-14	Mar-14	Feb-14	Jan-14	Dec-13
Children in Care	13	18	20	66	9	9	12	10	9	6	4	4	4
Caring for own child	6	7	7	7	2	1	5	1	0	0	0	0	0
Asylum seeker	2	3	4	6	1	1	2	1	1	1	0	0	0
Carer not own child	0	0	0	2	0	0	0	0	0	0	0	0	0
Substance Misuse	2	3	3	6	0	0	1	0	0	0	0	0	0
Care Leaver	1	0	0	0	0	0	1	1	1	1	0	0	0
Supervised by YOT	0	7	5	9	1	1	2	3	0	1	0	0	0
Pregnancy	0	0	0	1	0	0	0	0	0	0	0	0	0
Parent not caring for own child	0	0	0	0	0	0	0	0	0	0	0	0	0
SEND (16-18 year olds)	33	34	39	154	19	18	16	17	12	8	7	7	9
SEND (19+ year olds)	216	208	209	250	166	169	176	189	195	194	194	193	189
Total not known with at least one vulnerable group	50	61	66	213	29	27	33		21				

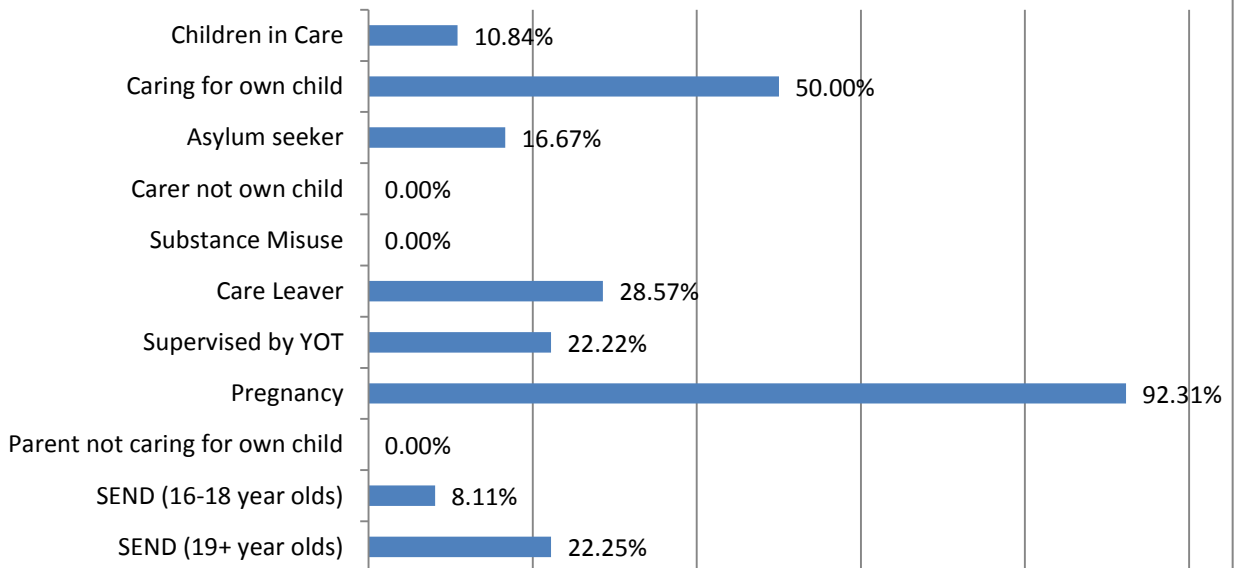
<b>16-18 Year old NEET Leavers &amp; Joiners</b>	<b>Aged 16</b>	<b>Aged 17</b>	<b>Aged 18</b>	<b>16-18 Total</b>	<b>Aged 19</b>
Leaving NEET Total	1	2	1	4	7
Education	0	0	0	0	0
Employment	1	1	1	3	1
Government supported training	0	0	0	0	0
Re-engagement Provision	0	0	0	0	0
NEET in other area	0	0	0	0	0
Custodial Sentence	0	0	0	0	0
Moved Away	0	0	0	0	6
Cannot Be Contacted	0	0	0	0	0
Refused to disclose activity	0	0	0	0	0
Unknown Activity	0	0	0	0	0
Other Reason	0	1	0	1	0
Joining NEET Total	8	6	20	34	6
Education	6	2	1	9	0
Employment	0	1	1	2	1
Government supported training	0	0	2	2	1
Re-engagement Provision	0	0	0	0	0
NEET in other area	0	0	0	0	0
Other (inc custodial sentence)	2	3	16	21	4
Joiners>Leavers	-7	-4	-19	-30	1

<b>16-18 Year Old NEET Labour Market Summary</b>	<b>No</b>	<b>%</b>
<b>Available:</b>		
Working not for reward	3	2.08%
Not yet ready for work or learning	7	4.86%
Start Date agreed	1	0.69%
Seeking EET	133	92.36%
Available Total	144	100%
<b>Unavailable:</b>		
Young carers	0	0.00%
Teenage parents	13	36.11%
Illness	15	41.67%
Pregnancy	8	22.22%
Religious grounds	0	0.00%
Unlikely to be economically active	0	0.00%
Other reason	0	0.00%
Unavailable Total	36	100%

# NEET Leavers and Joiners



## % of Vulnerable Cohorts who are NEET



**Education and Young People's Services Performance Management**  
**NEET Monthly Report - Dartford**

<b>16-18 year old cohort by Vulnerable Group</b>	<b>Dec-14</b>	<b>Nov-14</b>	<b>Oct-14</b>	<b>Sep-14</b>	<b>Aug-14</b>	<b>Jul-14</b>	<b>Jun-14</b>	<b>May-14</b>	<b>Apr-14</b>	<b>Mar-14</b>	<b>Feb-14</b>	<b>Jan-14</b>	<b>Dec-13</b>
Children in Care	28	30	28	31	29	28	27	27	28	25	24	25	25
Caring for own child	13	13	11	10	22	22	21	21	21	21	21	21	19
Asylum seeker	1	1	0	0	0	0	0	0	0	0	0	0	0
Carer not own child	5	5	5	5	6	6	6	7	7	7	7	7	7
Substance Misuse	1	2	2	2	3	3	4	4	4	4	5	5	4
Care Leaver	2	2	2	2	2	2	2	2	2	2	2	2	1
Supervised by YOT	12	14	14	15	11	11	10	11	12	10	10	11	21
Pregnancy	3	2	3	3	7	7	8	7	7	7	8	9	9
Parent not caring for own child	1	1	0	0	0	0	0	0	0	0	0	0	0
SEND (16-18 year olds)	116	115	114	119	137	137	128	128	131	129	128	128	129
SEND (19+ year olds)	248	248	248	248	205	211	216	220	252	223	228	230	233
Total 16-18 cohort with at least one vulnerable group	167	167	163	169	196	196	189		193				

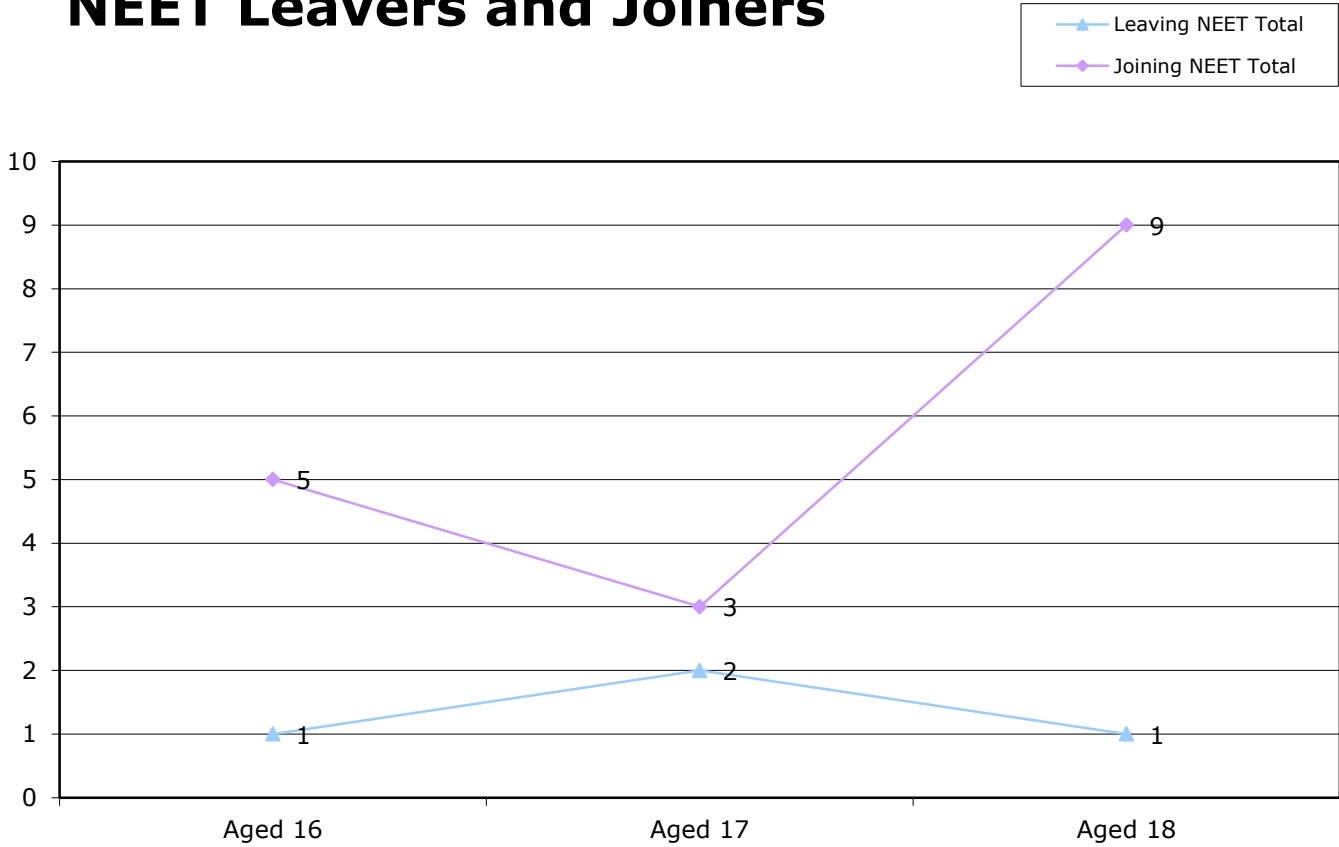
<b>16-18 year old NEET by Vulnerable Group</b>	<b>Dec-14</b>	<b>Nov-14</b>	<b>Oct-14</b>	<b>Sep-14</b>	<b>Aug-14</b>	<b>Jul-14</b>	<b>Jun-14</b>	<b>May-14</b>	<b>Apr-14</b>	<b>Mar-14</b>	<b>Feb-14</b>	<b>Jan-14</b>	<b>Dec-13</b>
Children in Care	6	8	5	6	6	6	4	5	5	3	3	3	2
Caring for own child	12	12	10	9	20	20	19	19	19	19	19	19	17
Asylum seeker	1	1	0	0	0	0	0	0	0	0	0	0	0
Carer not own child	2	2	2	2	3	3	3	3	3	3	3	3	3
Substance Misuse	0	0	0	0	1	1	2	2	2	2	3	3	2
Care Leaver	0	0	0	0	1	1	1	1	1	1	1	1	0
Supervised by YOT	4	3	2	2	4	4	3	3	4	0	0	1	6
Pregnancy	2	1	2	2	5	5	6	5	5	5	5	7	6
Parent not caring for own child	1	1	0	0	0	0	0	0	0	0	0	0	0
SEND (16-18 year olds)	5	4	4	6	12	13	12	13	12	10	9	10	11
SEND (19+ year olds)	40	40	40	41	35	35	37	38	42	40	40	41	42
Total 16-18 NEET with at least one vulnerable group	27	26	21	23	42	44	43		44				

<b>16-18 year old Not Knowns by Vulnerable Group</b>	<b>Dec-14</b>	<b>Nov-14</b>	<b>Sep-14</b>	<b>Aug-14</b>	<b>Jul-14</b>	<b>Jun-14</b>	<b>May-14</b>	<b>Apr-14</b>	<b>Mar-14</b>	<b>Feb-14</b>	<b>Jan-14</b>	<b>Dec-13</b>	<b>Nov-13</b>
Children in Care	6	9	17	4	5	6	7	6	5	3	3	5	8
Caring for own child	1	1	0	0	0	1	0	0	0	0	0	0	0
Asylum seeker	0	0	0	0	0	0	0	0	0	0	0	0	0
Carer not own child	1	1	2	1	1	1	1	1	1	1	1	1	4
Substance Misuse	1	2	1	0	1	1	1	1	1	0	0	0	0
Care Leaver	2	2	2	1	1	1	1	1	1	1	1	1	1
Supervised by YOT	0	3	8	0	0	0	1	0	0	0	0	1	3
Pregnancy	0	0	0	0	0	0	0	0	0	1	0	1	2
Parent not caring for own child	0	0	0	0	0	0	0	0	0	0	0	0	0
SEND (16-18 year olds)	19	22	68	11	11	10	9	10	7	8	7	12	22
SEND (19+ year olds)	173	175	186	127	137	146	149	154	145	150	152	151	157
Total not known with at least one vulnerable group	28	34	89	15	17	17		16					

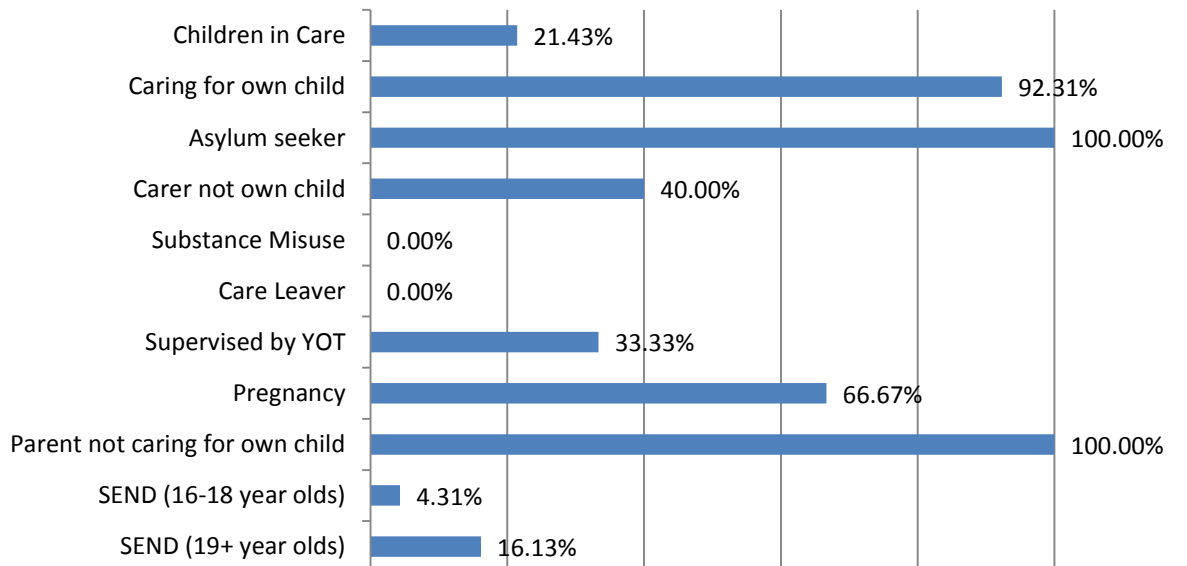
<b>16-18 Year old NEET Leavers &amp; Joiners</b>	<b>Aged 16</b>	<b>Aged 17</b>	<b>Aged 18</b>	<b>16-18 Total</b>	<b>Aged 19</b>
Leaving NEET Total	1	2	1	4	8
Education	0	0	0	0	0
Employment	0	2	0	2	0
Government supported training	1	0	0	1	0
Re-engagement Provision	0	0	0	0	0
NEET in other area	0	0	1	1	0
Custodial Sentence	0	0	0	0	0
Moved Away	0	0	0	0	8
Cannot Be Contacted	0	0	0	0	0
Refused to disclose activity	0	0	0	0	0
Unknown Activity	0	0	0	0	0
Other Reason	0	0	0	0	0
Joining NEET Total	5	3	9	17	0
Education	0	1	0	1	0
Employment	0	0	1	1	0
Government supported training	1	0	0	1	0
Re-engagement Provision	0	0	0	0	0
NEET in other area	0	0	0	0	0
Other (inc custodial sentence)	4	2	8	14	0
Joiners>Leavers	-4	-1	-8	-13	8

<b>16-18 Year Old NEET Labour Market Summary</b>	<b>No</b>	<b>%</b>
<b>Available:</b>		
Working not for reward	1	0.95%
Not yet ready for work or learning	6	5.71%
Start Date agreed	4	3.81%
Seeking EET	94	89.52%
Available Total	105	100%
<b>Unavailable:</b>		
Young carers	2	10.00%
Teenage parents	9	45.00%
Illness	8	40.00%
Pregnancy	1	5.00%
Religious grounds	0	0.00%
Unlikely to be economically active	0	0.00%
Other reason	0	0.00%
Unavailable Total	20	100%

# NEET Leavers and Joiners



## % of Vulnerable Cohorts who are NEET





# Education and Young People's Services Performance Management

## NEET Monthly Report - Dover

16-18 year old cohort by Vulnerable Group	Dec-14	Nov-14	Oct-14	Sep-14	Aug-14	Jul-14	Jun-14	May-14	Apr-14	Mar-14	Feb-14	Jan-14	Dec-13
Children in Care	59	61	58	63	64	62	60	59	61	62	61	61	62
Caring for own child	31	29	27	27	69	65	64	64	64	64	62	59	59
Asylum seeker	4	4	4	4	6	6	6	6	6	6	6	6	7
Carer not own child	5	4	4	4	7	7	7	7	7	7	6	7	7
Substance Misuse	17	22	22	21	27	29	35	35	35	34	34	34	33
Care Leaver	10	7	7	8	5	5	5	4	4	3	4	4	6
Supervised by YOT	39	41	40	36	25	26	27	27	27	27	27	26	40
Pregnancy	18	17	17	17	23	23	23	21	19	19	20	22	23
Parent not caring for own child	2	2	3	3	4	4	4	4	4	4	4	4	4
SEND (16-18 year olds)	181	185	190	199	187	187	171	170	173	174	172	172	173
SEND (19+ year olds)	340	341	341	341	297	305	311	316	344	319	323	329	334
Total 16-18 cohort with at least one vulnerable group	308	310	310	317	345	343	332		329				

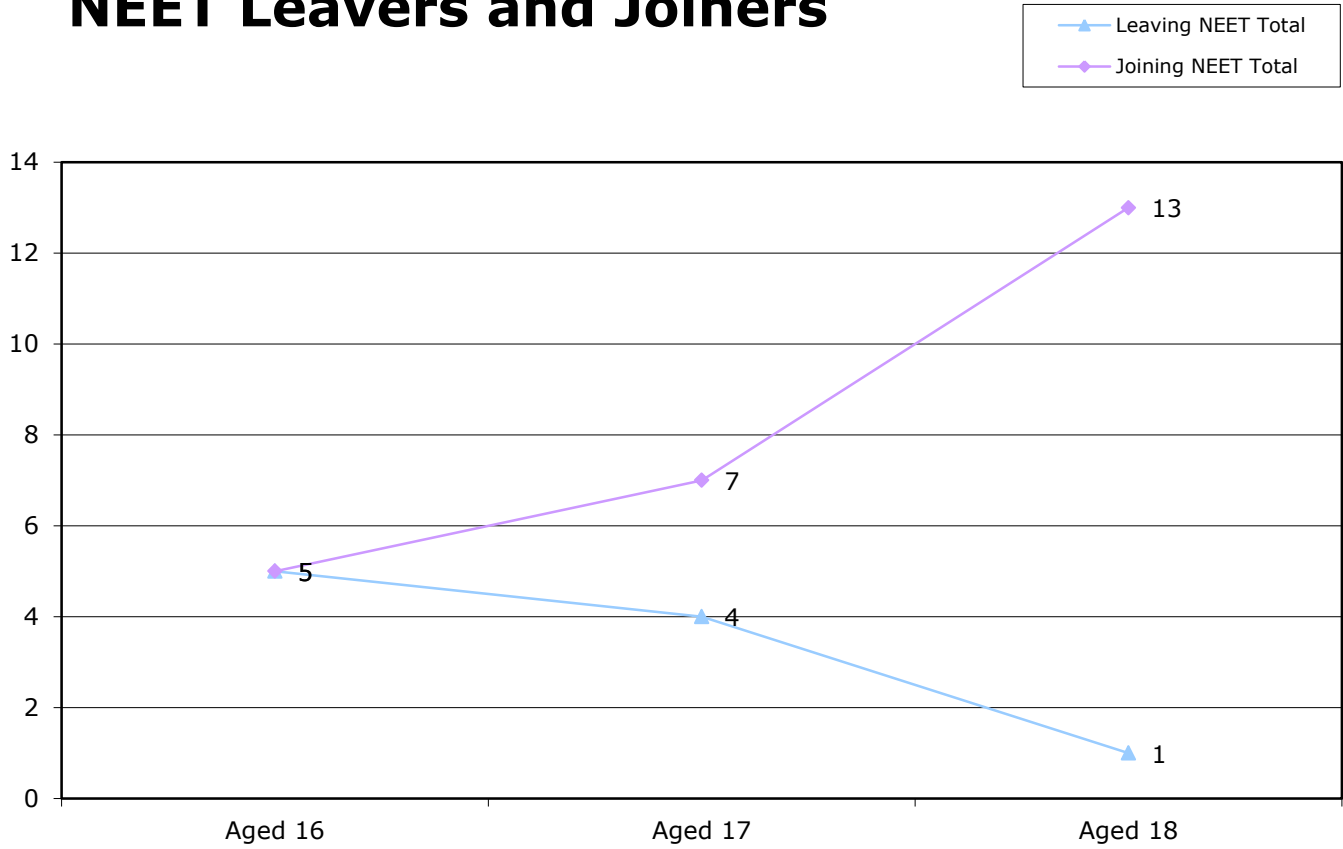
16-18 year old NEET by Vulnerable Group	Dec-14	Nov-14	Oct-14	Sep-14	Aug-14	Jul-14	Jun-14	May-14	Apr-14	Mar-14	Feb-14	Jan-14	Dec-13
Children in Care	9	9	9	10	20	17	17	15	19	20	15	16	16
Caring for own child	20	18	16	16	50	45	44	44	44	45	41	40	41
Asylum seeker	0	0	0	0	0	0	0	0	0	0	0	0	1
Carer not own child	1	0	0	1	2	2	3	3	3	3	2	3	3
Substance Misuse	4	4	3	2	5	7	13	13	13	11	10	11	13
Care Leaver	6	4	4	4	2	2	3	2	2	1	1	1	2
Supervised by YOT	17	19	14	11	11	13	14	12	14	13	12	14	20
Pregnancy	13	12	3	13	18	17	17	16	14	14	14	16	18
Parent not caring for own child	2	1	1	1	2	2	2	2	2	2	2	3	3
SEND (16-18 year olds)	16	17	16	18	30	32	29	28	31	29	24	23	23
SEND (19+ year olds)	96	96	96	98	84	84	86	87	96	86	87	86	86
Total 16-18 NEET with at least one vulnerable group	65	62	56	57	109	108	109		109				

16-18 year old Not Knowns by Vulnerable Group	Dec-14	Nov-14	Oct-14	Sep-14	Aug-14	Jul-14	Jun-14	May-14	Apr-14	Mar-14	Feb-14	Jan-14	Dec-13
Children in Care	10	19	19	40	7	7	5	4	4	0	0	0	0
Caring for own child	5	5	5	10	1	2	2	2	2	0	0	0	1
Asylum seeker	3	3	3	4	2	2	2	2	3	1	1	1	1
Carer not own child	1	1	1	2	1	0	0	0	1	0	0	0	0
Substance Misuse	0	5	5	14	5	6	9	9	8	2	1	1	1
Care Leaver	1	2	2	2	0	0	0	0	0	0	0	0	0
Supervised by YOT	3	8	8	16	4	3	2	1	0	0	0	0	0
Pregnancy	3	3	3	4	1	1	2	2	1	0	0	0	0
Parent not caring for own child	0	1	2	2	1	1	1	0	0	0	0	0	0
SEND (16-18 year olds)	39	46	55	136	11	9	5	5	10	1	0	0	0
SEND (19+ year olds)	206	207	215	237	177	185	190	195	199	196	199	204	209
Total not known with at least one vulnerable group	56	74	82	194	22	21	21		25				

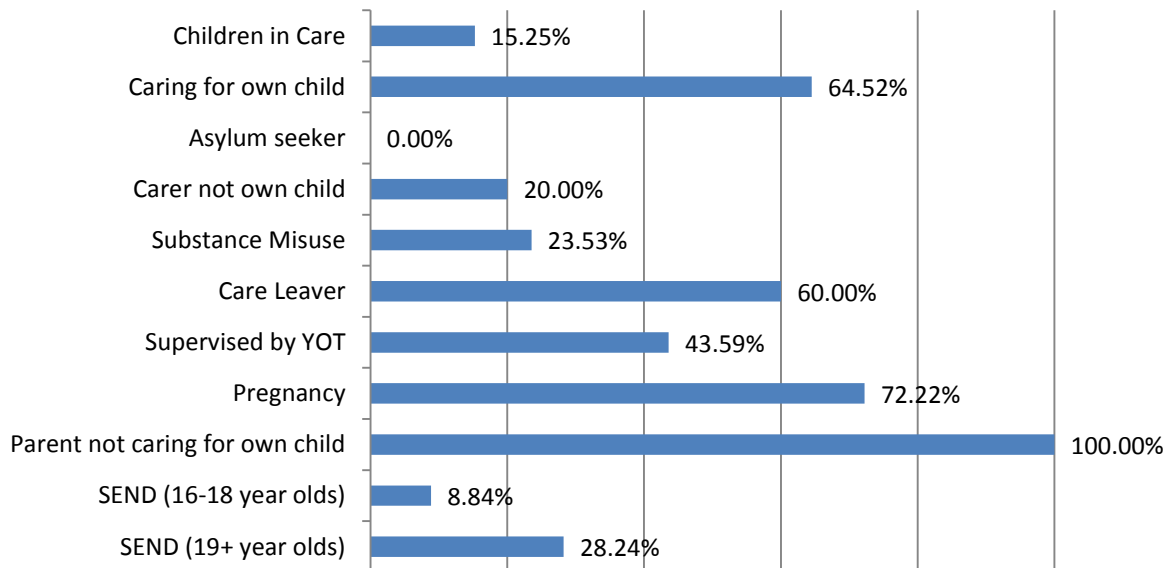
<b>16-18 Year old NEET Leavers &amp; Joiners</b>	<b>Aged 16</b>	<b>Aged 17</b>	<b>Aged 18</b>	<b>16-18 Total</b>	<b>Aged 19</b>
Leaving NEET Total	5	4	1	10	12
Education	0	0	0	0	0
Employment	1	1	1	3	0
Government supported training	3	1	0	4	0
Re-engagement Provision	0	0	0	0	0
NEET in other area	0	0	0	0	0
Custodial Sentence	1	0	0	1	0
Moved Away	0	0	0	0	12
Cannot Be Contacted	0	0	0	0	0
Refused to disclose activity	0	0	0	0	0
Unknown Activity	0	0	0	0	0
Other Reason	0	2	0	2	0
Joining NEET Total	5	7	13	25	2
Education	1	1	0	2	0
Employment	0	2	2	4	0
Government supported training	0	1	0	1	0
Re-engagement Provision	0	0	0	0	0
NEET in other area	0	0	0	0	0
Other (inc custodial sentence)	4	3	11	18	2
Joiners>Leavers	0	-3	-12	-15	10

<b>16-18 Year Old NEET Labour Market Summary</b>	<b>No</b>	<b>%</b>
<b>Available:</b>		
Working not for reward	2	1.64%
Not yet ready for work or learning	14	11.48%
Start Date agreed	0	0.00%
Seeking EET	106	86.89%
Available Total	122	100%
<b>Unavailable:</b>		
Young carers	1	3.23%
Teenage parents	18	58.06%
Illness	4	12.90%
Pregnancy	7	22.58%
Religious grounds	0	0.00%
Unlikely to be economically active	1	3.23%
Other reason	0	0.00%
Unavailable Total	31	100%

# NEET Leavers and Joiners



## % of Vulnerable Cohorts who are NEET



# Education and Young People's Services Performance Management

## NEET Monthly Report - Gravesham

16-18 year old cohort by Vulnerable Group	Dec-14	Nov-14	Oct-14	Sep-14	Aug-14	Jul-14	Jun-14	May-14	Apr-14	Mar-14	Feb-14	Jan-14	Dec-13
Children in Care	42	43	42	39	54	55	51	48	49	52	52	52	51
Caring for own child	15	14	14	13	40	39	39	39	39	39	39	38	34
Asylum seeker	4	5	5	5	16	16	15	15	15	15	15	15	15
Carer not own child	7	7	7	6	6	6	7	7	7	7	7	7	7
Substance Misuse	2	4	3	3	8	9	9	10	9	9	9	9	9
Care Leaver	6	6	6	6	5	5	5	5	5	5	5	5	5
Supervised by YOT	18	19	13	12	16	17	17	18	18	20	18	19	32
Pregnancy	17	15	15	14	20	20	18	18	18	17	15	14	17
Parent not caring for own child	1	1	1	1	2	2	2	2	2	2	2	2	2
SEND (16-18 year olds)	153	153	154	137	161	161	148	148	149	150	150	151	152
SEND (19+ year olds)	296	296	296	296	250	252	258	265	297	272	275	279	282
Total 16-18 cohort with at least one vulnerable group	233	233	229	209	286	286	270		268				

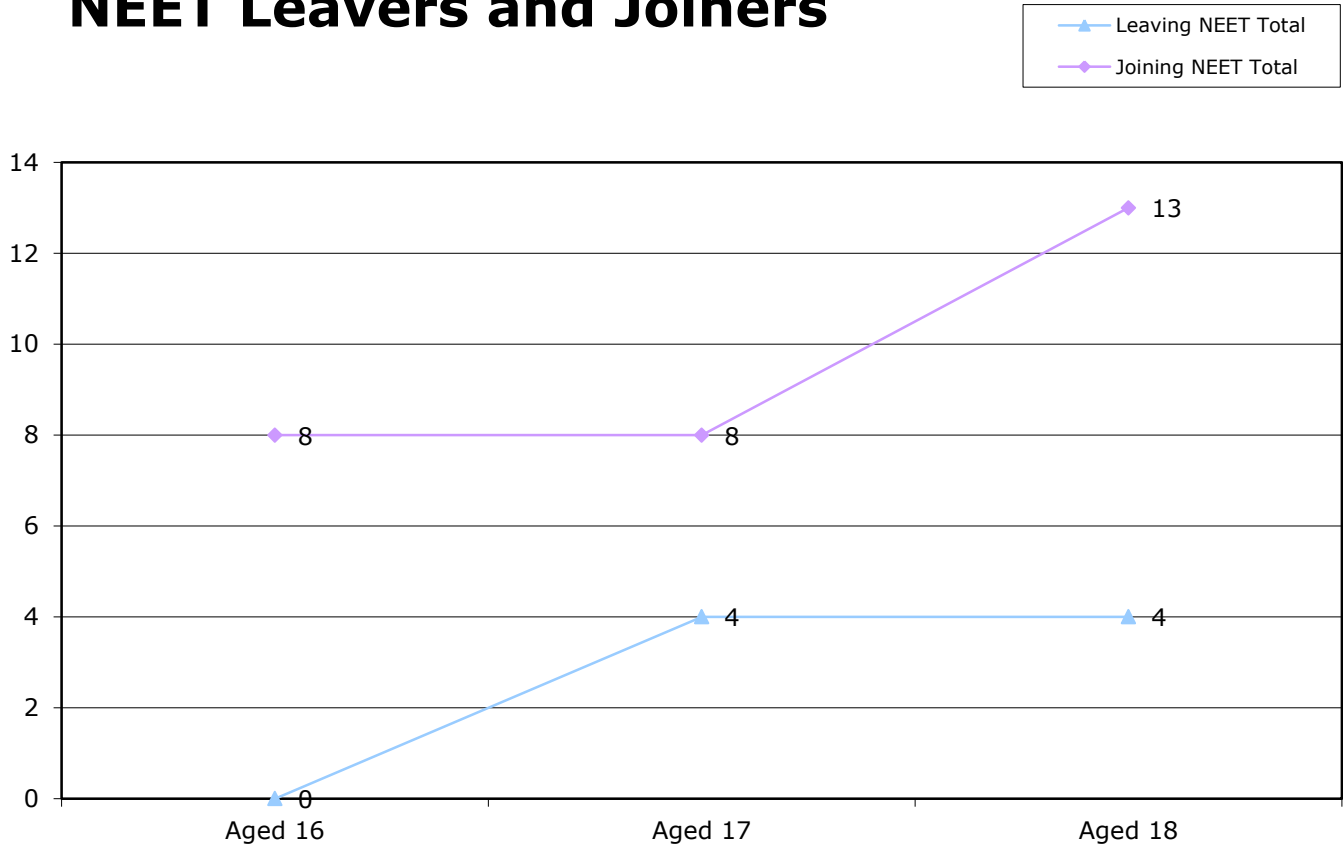
16-18 year old NEET by Vulnerable Group	Dec-14	Nov-14	Oct-14	Sep-14	Aug-14	Jul-14	Jun-14	May-14	Apr-14	Mar-14	Feb-14	Jan-14	Dec-13
Children in Care	11	10	8	9	13	14	13	9	10	10	10	10	10
Caring for own child	9	8	7	7	29	28	27	27	27	27	28	26	23
Asylum seeker	1	1	1	1	1	1	0	0	0	0	0	0	0
Carer not own child	2	2	2	1	3	3	3	3	3	3	3	3	3
Substance Misuse	0	1	0	0	2	3	3	3	2	1	1	1	1
Care Leaver	1	1	1	1	0	0	0	1	1	1	0	0	0
Supervised by YOT	9	8	3	2	7	8	9	11	12	12	7	7	10
Pregnancy	14	12	12	12	18	18	16	16	15	14	13	12	15
Parent not caring for own child	1	1	1	1	1	1	1	1	1	1	1	1	1
SEND (16-18 year olds)	17	17	15	15	24	23	21	22	25	25	22	24	18
SEND (19+ year olds)	64	64	65	66	59	57	56	57	65	58	57	58	57
Total 16-18 NEET with at least one vulnerable group	55	50	43	44	84	83	79		79				

16-18 year old Not Knowns by Vulnerable Group	Dec-14	Nov-14	Oct-14	Sep-14	Aug-14	Jul-14	Jun-14	May-14	Apr-14	Mar-14	Feb-14	Jan-14	Dec-13
Children in Care	6	11	10	21	5	5	6	7	9	7	6	7	9
Caring for own child	4	4	4	4	2	2	3	5	4	2	3	1	1
Asylum seeker	2	4	4	4	4	4	4	4	5	4	4	4	4
Carer not own child	1	1	1	3	0	0	1	1	1	1	1	1	2
Substance Misuse	0	2	2	3	4	4	3	4	4	4	2	1	2
Care Leaver	2	2	2	3	0	0	0	0	0	0	0	0	0
Supervised by YOT	0	2	4	4	4	4	3	4	2	2	1	1	5
Pregnancy	0	0	0	2	0	0	1	0	0	0	0	0	0
Parent not caring for own child	0	0	0	0	0	0	0	0	0	0	0	0	0
SEND (16-18 year olds)	19	20	24	60	24	24	20	20	25	21	19	21	30
SEND (19+ year olds)	204	204	209	219	169	172	181	183	194	190	192	191	192
Total not known with at least one vulnerable group	30	37	41	88	35	35	34		42				

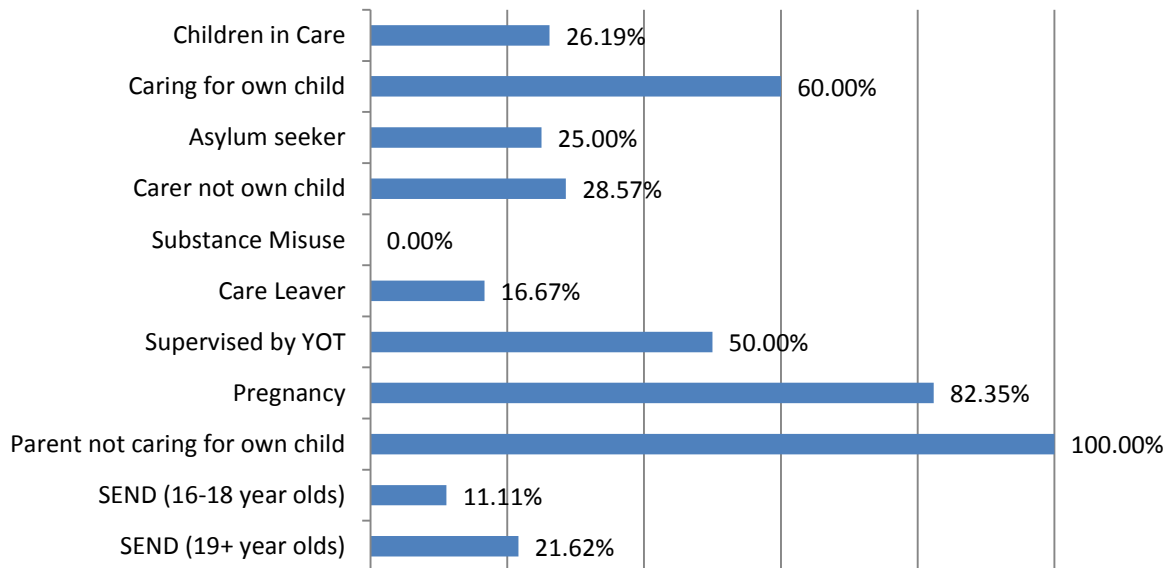
<b>16-18 Year old NEET Leavers &amp; Joiners</b>	<b>Aged 16</b>	<b>Aged 17</b>	<b>Aged 18</b>	<b>16-18 Total</b>	<b>Aged 19</b>
Leaving NEET Total	0	4	4	8	10
Education	0	0	0	0	0
Employment	0	1	2	3	0
Government supported training	0	3	1	4	0
Re-engagement Provision	0	0	0	0	0
NEET in other area	0	0	0	0	0
Custodial Sentence	0	0	0	0	0
Moved Away	0	0	1	1	10
Cannot Be Contacted	0	0	0	0	0
Refused to disclose activity	0	0	0	0	0
Unknown Activity	0	0	0	0	0
Other Reason	0	0	0	0	0
Joining NEET Total	8	8	13	29	1
Education	0	2	1	3	0
Employment	1	0	1	2	0
Government supported training	0	1	2	3	0
Re-engagement Provision	0	0	0	0	0
NEET in other area	0	0	0	0	0
Other (inc custodial sentence)	7	5	9	21	1
Joiners>Leavers	-8	-4	-9	-21	9

<b>16-18 Year Old NEET Labour Market Summary</b>	<b>No</b>	<b>%</b>
<b>Available:</b>		
Working not for reward	0	0.00%
Not yet ready for work or learning	3	2.44%
Start Date agreed	3	2.44%
Seeking EET	117	95.12%
Available Total	123	100%
<b>Unavailable:</b>		
Young carers	2	5.13%
Teenage parents	8	20.51%
Illness	16	41.03%
Pregnancy	13	33.33%
Religious grounds	0	0.00%
Unlikely to be economically active	0	0.00%
Other reason	0	0.00%
Unavailable Total	39	100%

# NEET Leavers and Joiners



## % of Vulnerable Cohorts who are NEET



# Education and Young People's Services Performance Management

## NEET Monthly Report - Maidstone

16-18 year old cohort by Vulnerable Group	Dec-14	Nov-14	Oct-14	Sep-14	Aug-14	Jul-14	Jun-14	May-14	Apr-14	Mar-14	Feb-14	Jan-14	Dec-13
Children in Care	38	37	40	37	53	53	52	48	47	44	44	43	41
Caring for own child	26	25	26	25	54	52	48	48	48	48	48	48	46
Asylum seeker	4	3	3	3	10	10	10	10	10	10	11	11	11
Carer not own child	7	7	7	8	10	10	10	10	10	9	9	9	9
Substance Misuse	7	9	8	8	12	14	14	14	14	13	12	11	11
Care Leaver	7	7	7	7	5	5	5	5	5	5	5	5	5
Supervised by YOT	16	19	19	16	14	16	16	17	16	15	17	16	25
Pregnancy	10	9	6	4	12	12	8	8	7	7	7	7	8
Parent not caring for own child	1	1	1	1	1	1	2	2	1	1	1	1	1
SEND (16-18 year olds)	206	205	205	205	229	228	212	212	210	210	210	209	208
SEND (19+ year olds)	436	436	436	436	359	363	370	379	429	385	389	391	393
Total 16-18 cohort with at least one vulnerable group	293	297	299	295	364	362	342		335				

16-18 year old NEET by Vulnerable Group	Dec-14	Nov-14	Oct-14	Sep-14	Aug-14	Jul-14	Jun-14	May-14	Apr-14	Mar-14	Feb-14	Jan-14	Dec-13
Children in Care	6	5	6	8	16	16	14	14	14	12	12	13	11
Caring for own child	17	17	17	18	39	39	36	36	36	38	38	38	33
Asylum seeker	0	0	0	0	1	1	1	1	1	1	1	1	1
Carer not own child	6	5	5	6	8	8	5	5	6	6	6	6	6
Substance Misuse	1	1	1	1	4	6	7	7	6	6	5	5	5
Care Leaver	3	3	4	4	1	1	1	1	1	1	1	1	1
Supervised by YOT	8	7	5	2	7	8	8	8	7	6	8	8	10
Pregnancy	9	8	5	4	12	12	8	8	7	7	7	7	8
Parent not caring for own child	1	1	1	1	1	1	2	2	1	1	1	1	0
SEND (16-18 year olds)	15	15	14	15	27	26	23	21	19	19	19	17	16
SEND (19+ year olds)	94	94	95	96	90	90	92	95	99	96	96	95	93
Total 16-18 NEET with at least one vulnerable group	56	53	50	53	94	98	88		83				

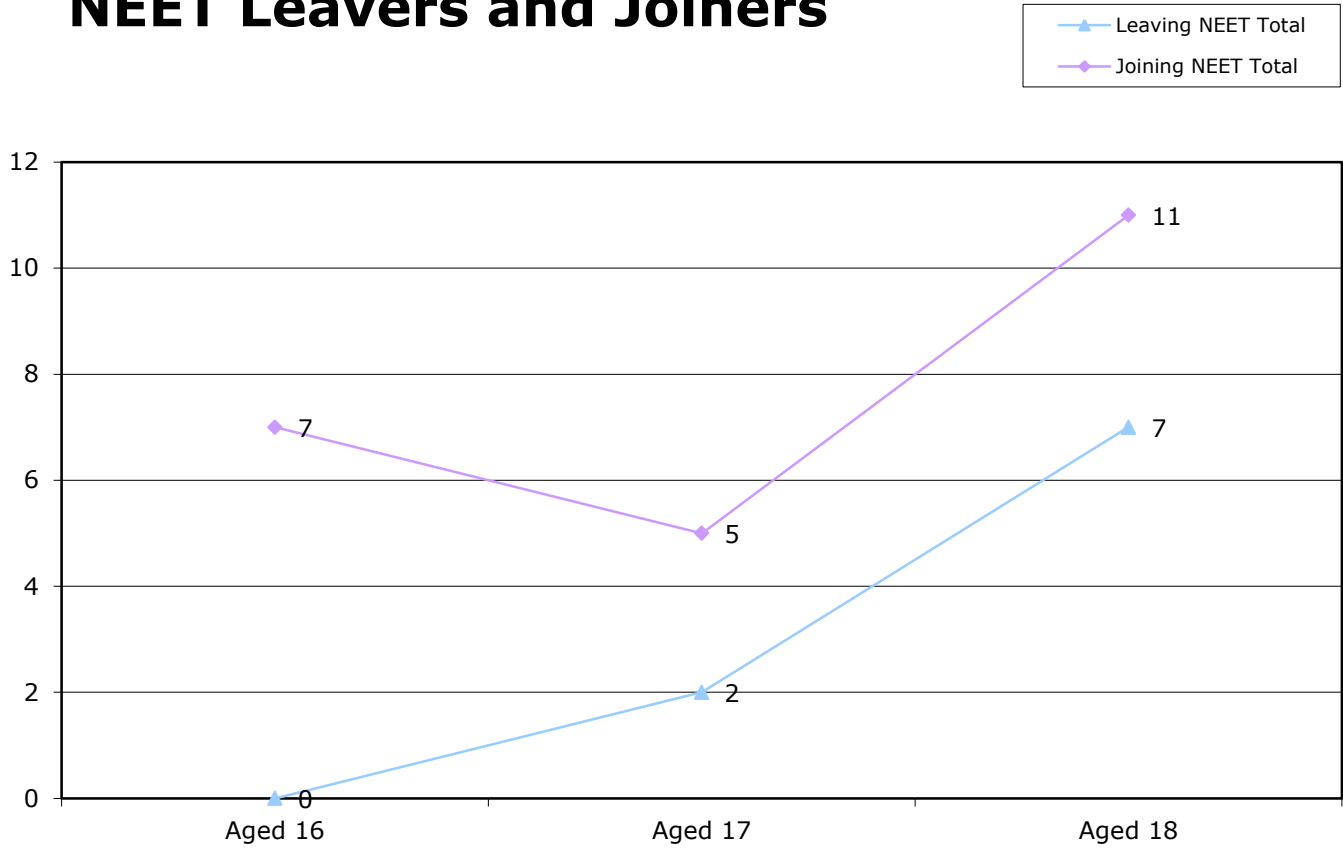
16-18 year old Not Knowns by Vulnerable Group	Dec-14	Nov-14	Oct-14	Sep-14	Aug-14	Jul-14	Jun-14	May-14	Apr-14	Mar-14	Feb-14	Jan-14	Dec-13
Children in Care	5	9	10	22	7	6	12	8	7	6	4	4	3
Caring for own child	3	3	4	5	4	5	6	6	4	4	3	2	5
Asylum seeker	1	2	2	3	2	1	5	2	2	2	1	1	1
Carer not own child	0	0	0	1	0	0	1	1	0	0	0	0	0
Substance Misuse	1	2	3	4	1	1	3	2	5	2	1	1	0
Care Leaver	0	0	1	1	1	2	2	2	1	0	0	0	0
Supervised by YOT	0	4	8	7	2	4	4	5	2	1	1	1	2
Pregnancy	0	0	0	0	0	0	0	0	0	0	0	0	0
Parent not caring for own child	0	0	0	0	0	0	0	0	0	0	0	0	0
SEND (16-18 year olds)	39	40	41	115	21	22	22	25	25	18	14	15	20
SEND (19+ year olds)	279	274	282	325	225	226	233	250	263	257	257	258	261
Total not known with at least one vulnerable group	46	55	65	148	35	39	50		42				

<b>16-18 Year old NEET Leavers &amp; Joiners</b>	<b>Aged 16</b>	<b>Aged 17</b>	<b>Aged 18</b>	<b>16-18 Total</b>	<b>Aged 19</b>
Leaving NEET Total	0	2	7	9	11
Education	0	0	0	0	0
Employment	0	1	7	8	1
Government supported training	0	0	0	0	0
Re-engagement Provision	0	0	0	0	0
NEET in other area	0	0	0	0	0
Custodial Sentence	0	1	0	1	0
Moved Away	0	0	0	0	10
Cannot Be Contacted	0	0	0	0	0
Refused to disclose activity	0	0	0	0	0
Unknown Activity	0	0	0	0	0
Other Reason	0	0	0	0	0
Joining NEET Total	7	5	11	23	2
Education	5	1	0	6	1
Employment	0	1	1	2	0
Government supported training	2	1	0	3	0
Re-engagement Provision	0	0	0	0	0
NEET in other area	0	0	0	0	0
Other (inc custodial sentence)	0	2	10	12	1
Joiners>Leavers	-7	-3	-4	-14	9

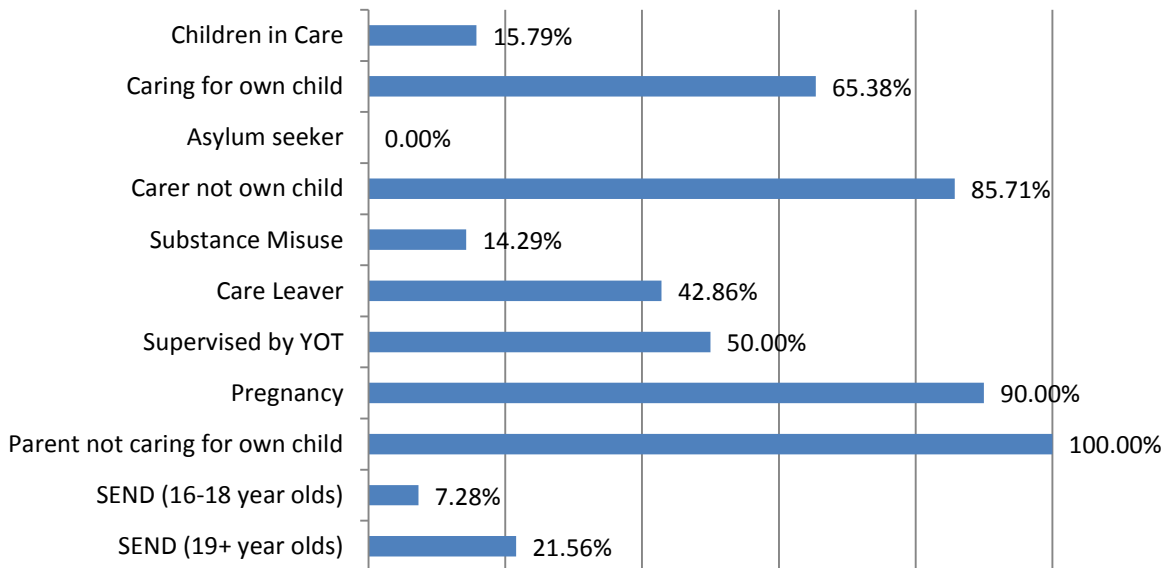
<b>16-18 Year Old NEET Labour Market Summary</b>	<b>No</b>	<b>%</b>
<b>Available:</b>		
Working not for reward	4	2.47%
Not yet ready for work or learning	17	10.49%
Start Date agreed	6	3.70%
Seeking EET	135	83.33%
Available Total	162	100%
<b>Unavailable:</b>		
Young carers	1	4.55%
Teenage parents	11	50.00%
Illness	4	18.18%
Pregnancy	6	27.27%
Religious grounds	0	0.00%
Unlikely to be economically active	0	0.00%
Other reason	0	0.00%
Unavailable Total	22	100%



# NEET Leavers and Joiners



## % of Vulnerable Cohorts who are NEET



**Education and Young People's Services Performance Management**  
**NEET Monthly Report - Sevenoaks**

<b>16-18 year old cohort by Vulnerable Group</b>	<b>Dec-14</b>	<b>Nov-14</b>	<b>Oct-14</b>	<b>Sep-14</b>	<b>Aug-14</b>	<b>Jul-14</b>	<b>Jun-14</b>	<b>May-14</b>	<b>Apr-14</b>	<b>Mar-14</b>	<b>Feb-14</b>	<b>Jan-14</b>	<b>Dec-13</b>
Children in Care	15	14	16	18	21	21	19	18	18	18	18	18	18
Caring for own child	10	10	10	10	24	22	23	22	22	21	21	19	18
Asylum seeker	0	0	0	0	0	0	0	0	0	0	0	0	0
Carer not own child	3	3	3	3	5	5	5	5	5	5	4	4	4
Substance Misuse	4	6	6	6	7	7	7	8	8	9	8	8	9
Care Leaver	0	0	0	0	0	0	0	0	0	0	0	0	0
Supervised by YOT	20	22	21	22	11	12	13	14	15	16	15	14	25
Pregnancy	3	3	3	3	6	6	5	5	4	4	4	4	4
Parent not caring for own child	0	0	0	0	0	0	0	0	1	1	1	1	1
SEND (16-18 year olds)	116	120	124	136	127	127	120	119	120	120	120	120	120
SEND (19+ year olds)	232	232	232	233	188	191	195	197	230	203	205	205	210
Total 16-18 cohort with at least one vulnerable group	155	162	166	180	178	178	171		170				

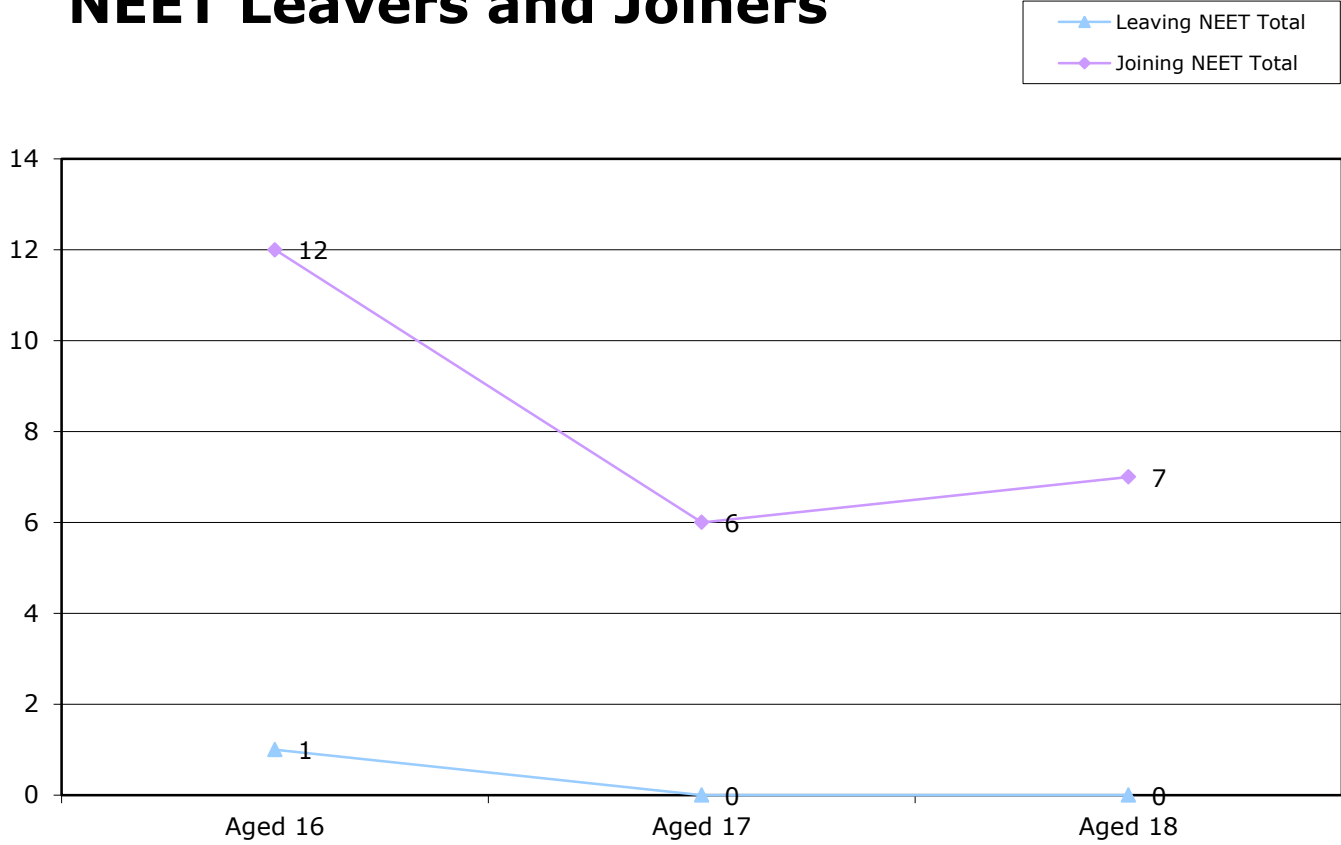
<b>16-18 year old NEET by Vulnerable Group</b>	<b>Dec-14</b>	<b>Nov-14</b>	<b>Oct-14</b>	<b>Sep-14</b>	<b>Aug-14</b>	<b>Jul-14</b>	<b>Jun-14</b>	<b>May-14</b>	<b>Apr-14</b>	<b>Mar-14</b>	<b>Feb-14</b>	<b>Jan-14</b>	<b>Dec-13</b>
Children in Care	1	1	1	1	1	1	2	2	2	2	2	2	2
Caring for own child	6	6	6	7	15	15	18	17	18	17	18	16	15
Asylum seeker	0	0	0	0	0	0	0	0	0	0	0	0	0
Carer not own child	1	1	1	1	3	3	3	3	3	3	2	2	2
Substance Misuse	1	3	3	3	2	2	2	2	2	3	1	1	2
Care Leaver	0	0	0	0	0	0	0	0	0	0	0	0	0
Supervised by YOT	3	1	1	1	4	3	3	2	5	6	6	5	8
Pregnancy	2	2	2	3	4	4	3	3	2	2	2	2	2
Parent not caring for own child	0	0	0	0	0	0	0	0	1	1	1	1	1
SEND (16-18 year olds)	3	3	3	4	10	10	8	7	9	9	9	9	11
SEND (19+ year olds)	32	32	30	32	27	26	26	26	28	26	24	24	24
Total 16-18 NEET with at least one vulnerable group	15	15	15	18	31	32	33		34				

<b>16-18 year old Not Knowns by Vulnerable Group</b>	<b>Dec-14</b>	<b>Nov-14</b>	<b>Oct-14</b>	<b>Sep-14</b>	<b>Aug-14</b>	<b>Jul-14</b>	<b>Jun-14</b>	<b>May-14</b>	<b>Apr-14</b>	<b>Mar-14</b>	<b>Feb-14</b>	<b>Jan-14</b>	<b>Dec-13</b>
Children in Care	5	7	9	14	0	1	0	0	1	0	0	0	1
Caring for own child	0	2	2	2	1	1	2	2	1	1	1	1	1
Asylum seeker	0	0	0	0	0	0	0	0	0	0	0	0	0
Carer not own child	1	1	1	1	0	0	0	0	0	0	0	0	0
Substance Misuse	0	1	1	0	0	1	1	1	0	0	0	0	0
Care Leaver	0	0	0	0	0	0	0	0	0	0	0	0	0
Supervised by YOT	1	8	7	9	1	3	2	3	3	1	0	0	0
Pregnancy	0	0	0	0	0	0	0	0	0	0	0	0	0
Parent not caring for own child	0	0	0	0	0	0	0	0	0	0	0	0	0
SEND (16-18 year olds)	11	25	30	83	15	16	11	10	9	3	3	3	2
SEND (19+ year olds)	165	170	173	183	115	129	133	134	144	139	142	143	145
Total not known with at least one vulnerable group	16	36	41	99	17	21	15		12				

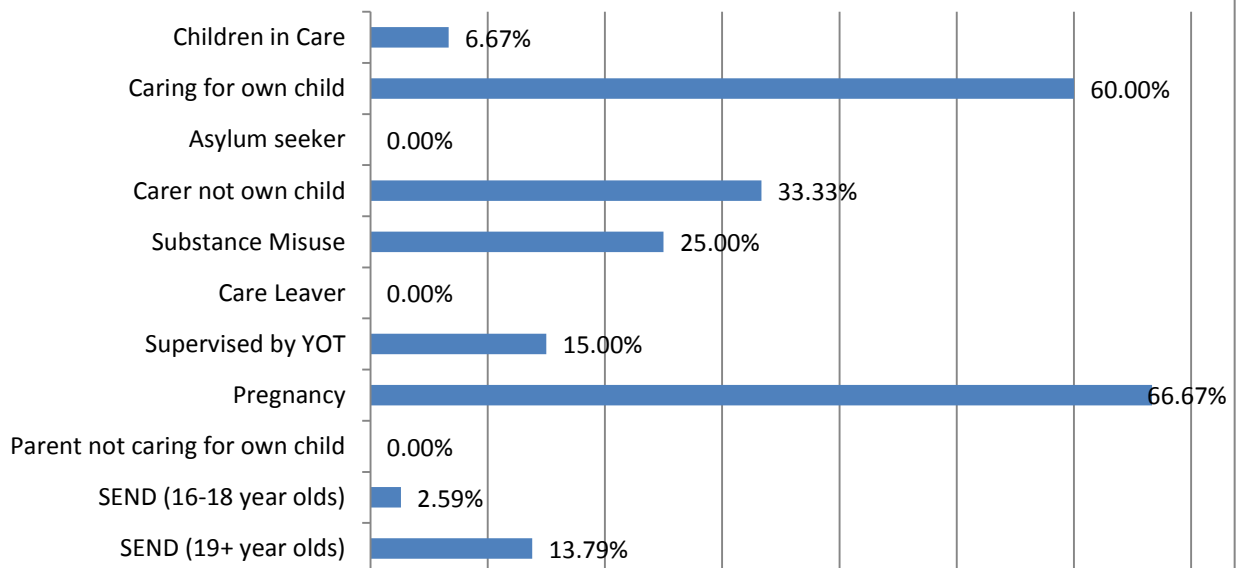
<b>16-18 Year old NEET Leavers &amp; Joiners</b>	<b>Aged 16</b>	<b>Aged 17</b>	<b>Aged 18</b>	<b>16-18 Total</b>	<b>Aged 19</b>
Leaving NEET Total	1	0	0	1	4
Education	0	0	0	0	0
Employment	1	0	0	1	0
Government supported training	0	0	0	0	0
Re-engagement Provision	0	0	0	0	0
NEET in other area	0	0	0	0	0
Custodial Sentence	0	0	0	0	0
Moved Away	0	0	0	0	4
Cannot Be Contacted	0	0	0	0	0
Refused to disclose activity	0	0	0	0	0
Unknown Activity	0	0	0	0	0
Other Reason	0	0	0	0	0
Joining NEET Total	12	6	7	25	0
Education	2	0	0	2	0
Employment	0	0	1	1	0
Government supported training	1	0	0	1	0
Re-engagement Provision	0	0	0	0	0
NEET in other area	0	0	0	0	0
Other (inc custodial sentence)	9	6	6	21	0
Joiners>Leavers	-11	-6	-7	-24	4

<b>16-18 Year Old NEET Labour Market Summary</b>	<b>No</b>	<b>%</b>
<b>Available:</b>		
Working not for reward	0	0.00%
Not yet ready for work or learning	6	7.59%
Start Date agreed	1	1.27%
Seeking EET	72	91.14%
Available Total	79	100%
<b>Unavailable:</b>		
Young carers	1	7.69%
Teenage parents	5	38.46%
Illness	6	46.15%
Pregnancy	1	7.69%
Religious grounds	0	0.00%
Unlikely to be economically active	0	0.00%
Other reason	0	0.00%
Unavailable Total	13	100%

# NEET Leavers and Joiners



## % of Vulnerable Cohorts who are NEET



# Education and Young People's Services Performance Management

## NEET Monthly Report - Shepway

16-18 year old cohort by Vulnerable Group	Dec-14	Nov-14	Oct-14	Sep-14	Aug-14	Jul-14	Jun-14	May-14	Apr-14	Mar-14	Feb-14	Jan-14	Dec-13
Children in Care	62	63	65	68	66	66	59	57	57	57	59	59	58
Caring for own child	30	29	24	24	48	45	44	44	44	44	43	42	41
Asylum seeker	2	2	3	3	8	8	8	8	8	8	8	8	8
Carer not own child	1	1	1	1	4	4	4	4	4	4	4	4	4
Substance Misuse	9	16	16	16	19	24	24	24	24	23	24	25	26
Care Leaver	15	14	13	13	15	14	14	15	15	15	13	13	13
Supervised by YOT	26	26	27	28	7	10	9	14	14	13	15	15	22
Pregnancy	15	15	13	13	23	23	23	21	20	20	16	17	15
Parent not caring for own child	4	3	3	3	4	4	4	4	4	4	4	5	4
SEND (16-18 year olds)	153	150	146	138	160	160	148	148	149	147	148	149	147
SEND (19+ year olds)	288	288	288	288	239	246	246	249	284	252	257	259	262
Total 16-18 cohort with at least one vulnerable group	278	278	269	264	306	309	291		293				

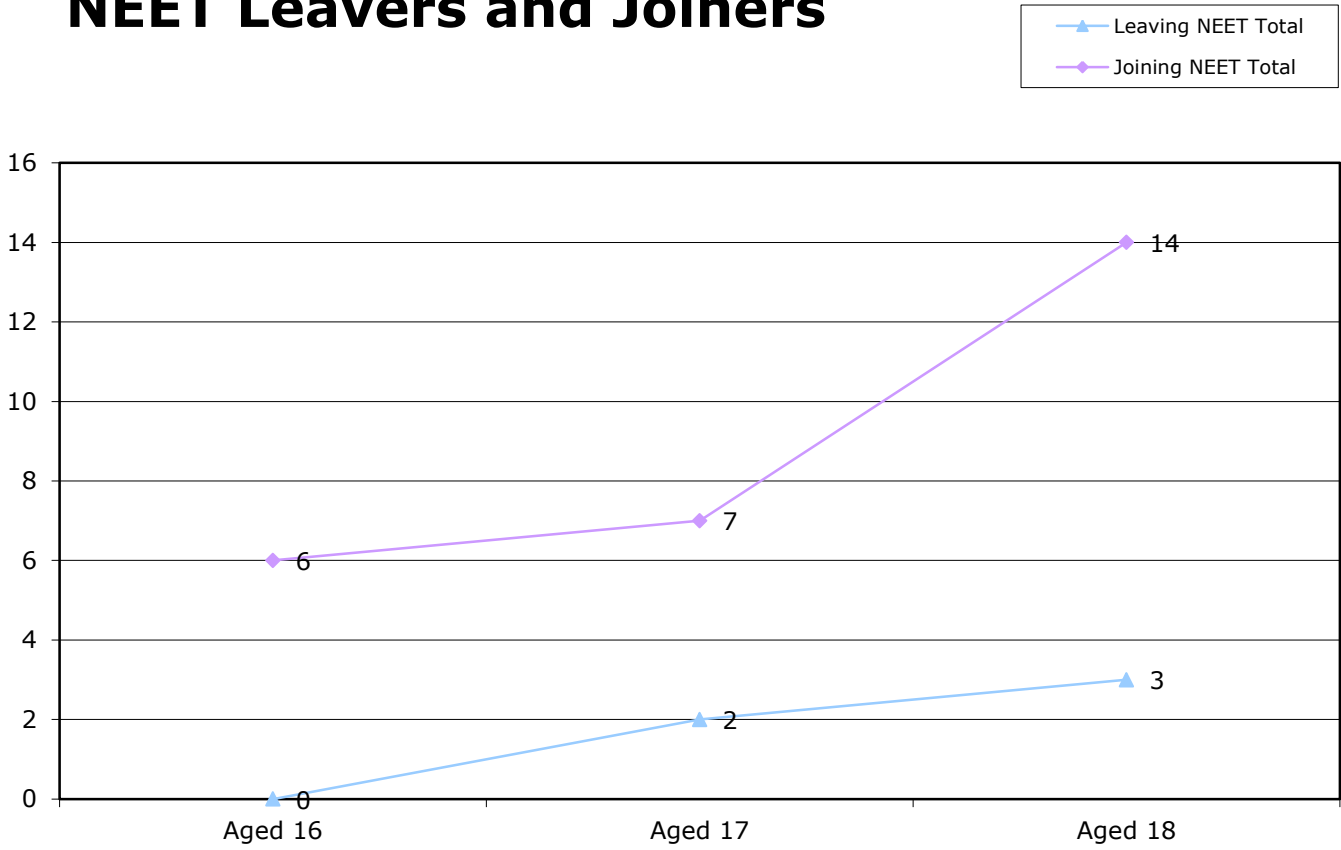
16-18 year old NEET by Vulnerable Group	Dec-14	Nov-14	Oct-14	Sep-14	Aug-14	Jul-14	Jun-14	May-14	Apr-14	Mar-14	Feb-14	Jan-14	Dec-13
Children in Care	14	13	11	15	14	15	16	14	15	16	19	17	17
Caring for own child	14	13	9	11	25	27	27	27	26	26	28	29	27
Asylum seeker	2	2	1	1	1	1	1	1	2	3	3	2	2
Carer not own child	0	0	0	0	1	1	1	1	1	1	2	2	2
Substance Misuse	1	4	4	4	5	10	12	12	13	12	11	12	13
Care Leaver	5	5	6	8	8	8	8	8	8	8	5	6	6
Supervised by YOT	5	5	5	7	1	5	4	6	6	5	6	7	10
Pregnancy	9	8	10	10	18	18	18	16	15	15	12	12	10
Parent not caring for own child	1	0	1	2	3	3	2	2	2	2	2	3	1
SEND (16-18 year olds)	14	13	11	15	23	24	21	18	17	18	15	16	16
SEND (19+ year olds)	72	72	75	75	71	50	49	50	56	51	51	52	54
Total 16-18 NEET with at least one vulnerable group	55	50	47	57	82	92	91		87				

16-18 year old Not Knowns by Vulnerable Group	Dec-14	Nov-14	Oct-14	Sep-14	Aug-14	Jul-14	Jun-14	May-14	Apr-14	Mar-14	Feb-14	Jan-14	Dec-13
Children in Care	3	6	14	26	8	7	6	7	5	3	3	4	5
Caring for own child	7	8	8	10	4	3	4	1	3	2	1	1	1
Asylum seeker	0	0	2	1	4	5	5	5	4	4	4	4	3
Carer not own child	0	0	0	1	1	1	1	0	0	0	0	0	0
Substance Misuse	1	5	5	8	3	3	4	4	6	1	0	0	1
Care Leaver	3	3	3	3	3	4	5	6	5	4	2	2	2
Supervised by YOT	1	5	5	10	2	3	1	2	2	1	1	1	2
Pregnancy	3	2	1	1	0	0	0	0	1	0	0	0	0
Parent not caring for own child	0	0	0	1	0	1	1	1	0	0	0	0	1
SEND (16-18 year olds)	21	24	28	67	7	8	6	12	11	5	3	3	4
SEND (19+ year olds)	166	164	170	195	111	140	143	144	147	139	144	144	145
Total not known with at least one vulnerable group	35	46	54	114	24	25	27		31				

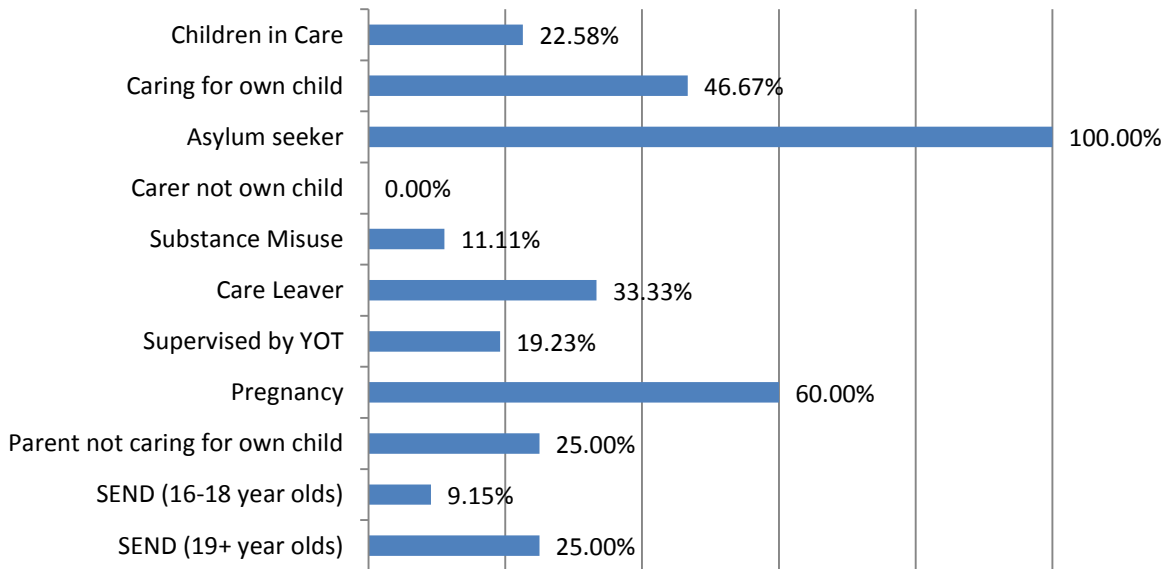
<b>16-18 Year old NEET Leavers &amp; Joiners</b>	<b>Aged 16</b>	<b>Aged 17</b>	<b>Aged 18</b>	<b>16-18 Total</b>	<b>Aged 19</b>
Leaving NEET Total	0	2	3	5	12
Education	0	0	0	0	0
Employment	0	1	3	4	0
Government supported training	0	0	0	0	0
Re-engagement Provision	0	0	0	0	0
NEET in other area	0	1	0	1	0
Custodial Sentence	0	0	0	0	0
Moved Away	0	0	0	0	12
Cannot Be Contacted	0	0	0	0	0
Refused to disclose activity	0	0	0	0	0
Unknown Activity	0	0	0	0	0
Other Reason	0	0	0	0	0
Joining NEET Total	6	7	14	27	2
Education	1	1	0	2	0
Employment	0	0	0	0	0
Government supported training	2	0	0	2	0
Re-engagement Provision	0	0	0	0	0
NEET in other area	0	0	0	0	0
Other (inc custodial sentence)	3	6	14	23	2
Joiners>Leavers	-6	-5	-11	-22	10

<b>16-18 Year Old NEET Labour Market Summary</b>	<b>No</b>	<b>%</b>
<b>Available:</b>		
Working not for reward	5	3.70%
Not yet ready for work or learning	8	5.93%
Start Date agreed	0	0.00%
Seeking EET	122	90.37%
Available Total	135	100%
<b>Unavailable:</b>		
Young carers	0	0.00%
Teenage parents	11	45.83%
Illness	8	33.33%
Pregnancy	3	12.50%
Religious grounds	0	0.00%
Unlikely to be economically active	2	8.33%
Other reason	0	0.00%
Unavailable Total	24	100%

# NEET Leavers and Joiners



## % of Vulnerable Cohorts who are NEET



# Education and Young People's Services Performance Management

## NEET Monthly Report - Swale

16-18 year old cohort by Vulnerable Group	Dec-14	Nov-14	Oct-14	Sep-14	Aug-14	Jul-14	Jun-14	May-14	Apr-14	Mar-14	Feb-14	Jan-14	Dec-13
Children in Care	95	97	90	88	89	90	86	84	83	83	83	83	83
Caring for own child	31	31	31	29	84	79	79	79	79	79	79	77	76
Asylum seeker	6	6	6	6	5	6	6	6	6	6	6	6	7
Carer not own child	7	7	8	7	9	9	9	9	9	9	9	9	10
Substance Misuse	3	6	6	6	6	6	6	6	6	6	6	6	6
Care Leaver	7	8	8	8	8	8	8	8	9	9	7	7	7
Supervised by YOT	22	23	22	18	19	20	21	21	21	22	20	19	26
Pregnancy	20	17	15	17	23	23	22	21	21	21	21	23	21
Parent not caring for own child	1	1	1	1	1	1	1	1	1	1	1	1	1
SEND (16-18 year olds)	225	227	228	215	251	251	235	234	232	230	229	228	231
SEND (19+ year olds)	430	430	431	431	343	348	351	357	422	366	368	372	378
Total 16-18 cohort with at least one vulnerable group	364	366	362	344	444	441	420		416				

16-18 year old NEET by Vulnerable Group	Dec-14	Nov-14	Oct-14	Sep-14	Aug-14	Jul-14	Jun-14	May-14	Apr-14	Mar-14	Feb-14	Jan-14	Dec-13
Children in Care	10	8	7	10	16	15	16	16	14	13	11	11	13
Caring for own child	28	27	27	26	61	60	60	60	60	59	59	59	58
Asylum seeker	0	0	0	1	1	1	1	1	1	1	0	0	1
Carer not own child	2	2	2	2	1	1	1	1	1	1	1	1	2
Substance Misuse	0	1	1	1	1	1	1	1	1	1	1	1	1
Care Leaver	1	1	1	2	4	3	3	3	4	4	3	3	2
Supervised by YOT	6	4	3	1	5	5	7	7	7	7	6	6	10
Pregnancy	13	11	9	11	14	14	12	11	11	11	11	13	11
Parent not caring for own child	0	0	0	0	0	0	0	0	0	0	0	0	0
SEND (16-18 year olds)	25	20	26	25	46	47	39	37	37	36	37	35	30
SEND (19+ year olds)	112	106	109	112	94	94	95	95	108	97	98	99	99
Total 16-18 NEET with at least one vulnerable group	75	64	68	72	133	132	124		120				

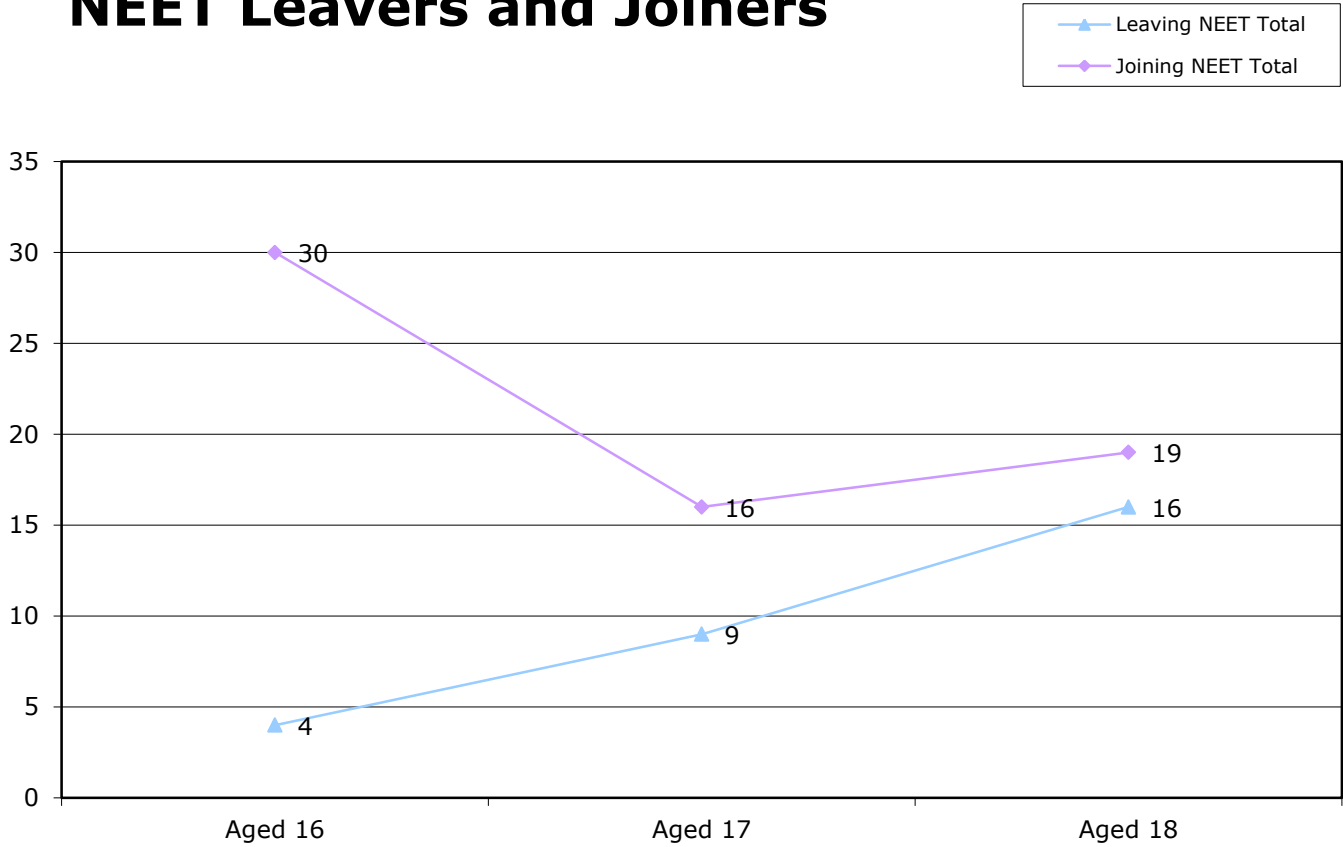
16-18 year old Not Knowns by Vulnerable Group	Dec-14	Nov-14	Oct-14	Sep-14	Aug-14	Jul-14	Jun-14	May-14	Apr-14	Mar-14	Feb-14	Jan-14	Dec-13
Children in Care	13	28	30	55	7	7	8	5	3	1	1	1	3
Caring for own child	1	1	1	1	7	9	12	10	6	6	5	4	4
Asylum seeker	0	0	0	3	0	0	0	0	0	0	0	0	1
Carer not own child	1	1	1	5	3	2	2	2	2	2	2	1	1
Substance Misuse	0	2	1	4	0	1	1	1	1	0	0	0	0
Care Leaver	1	3	3	3	2	2	2	2	2	1	1	1	1
Supervised by YOT	0	10	9	12	4	3	3	1	1	0	1	0	0
Pregnancy	2	2	2	5	3	3	4	3	3	2	1	1	2
Parent not caring for own child	0	0	0	1	0	0	0	0	0	0	0	0	0
SEND (16-18 year olds)	35	43	45	116	21	20	16	17	15	12	7	5	10
SEND (19+ year olds)	253	245	246	293	190	195	201	216	226	220	221	222	217
Total not known with at least one vulnerable group	46	73	77	178	40	41	44		31				



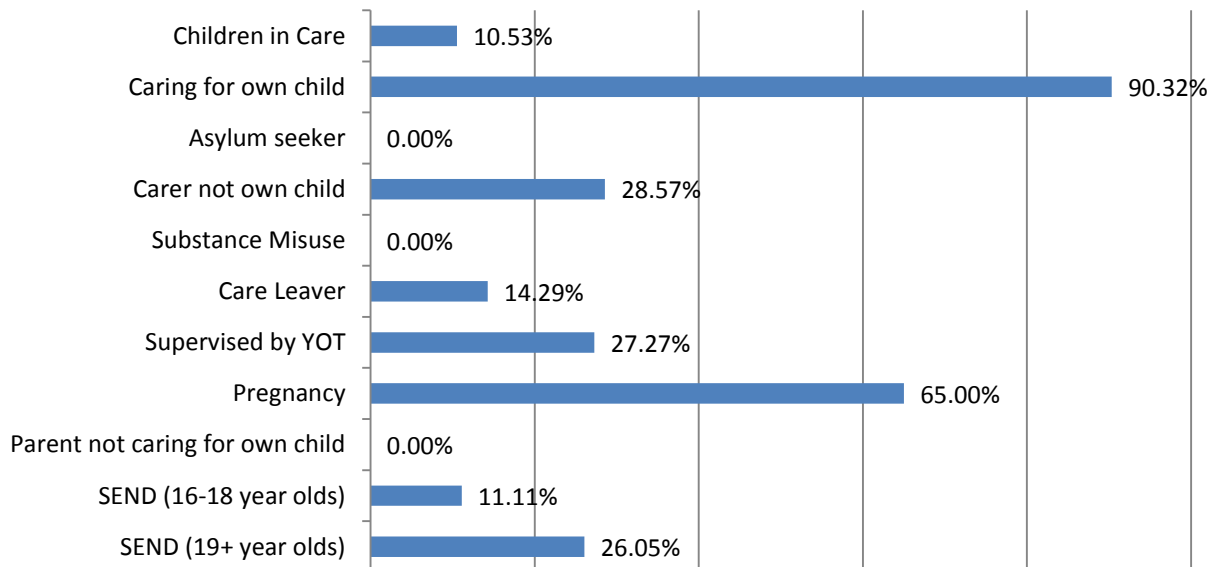
<b>16-18 Year old NEET Leavers &amp; Joiners</b>	<b>Aged 16</b>	<b>Aged 17</b>	<b>Aged 18</b>	<b>16-18 Total</b>	<b>Aged 19</b>
Leaving NEET Total	4	9	16	29	12
Education	1	0	2	3	0
Employment	1	7	13	21	0
Government supported training	0	1	0	1	0
Re-engagement Provision	0	0	0	0	0
NEET in other area	2	0	0	2	0
Custodial Sentence	0	0	0	0	0
Moved Away	0	1	1	2	12
Cannot Be Contacted	0	0	0	0	0
Refused to disclose activity	0	0	0	0	0
Unknown Activity	0	0	0	0	0
Other Reason	0	0	0	0	0
Joining NEET Total	30	16	19	65	7
Education	6	4	2	12	1
Employment	0	0	3	3	0
Government supported training	1	1	0	2	0
Re-engagement Provision	0	0	0	0	0
NEET in other area	0	0	0	0	0
Other (inc custodial sentence)	23	11	14	48	6
Joiners>Leavers	-26	-7	-3	-36	5

<b>16-18 Year Old NEET Labour Market Summary</b>	<b>No</b>	<b>%</b>
<b>Available:</b>		
Working not for reward	5	2.16%
Not yet ready for work or learning	10	4.31%
Start Date agreed	5	2.16%
Seeking EET	212	91.38%
Available Total	232	100%
<b>Unavailable:</b>		
Young carers	1	1.67%
Teenage parents	27	45.00%
Illness	22	36.67%
Pregnancy	10	16.67%
Religious grounds	0	0.00%
Unlikely to be economically active	0	0.00%
Other reason	0	0.00%
Unavailable Total	60	100%

# NEET Leavers and Joiners



## % of Vulnerable Cohorts who are NEET



# Education and Young People's Services Performance Management

## NEET Monthly Report - Thanet

16-18 year old cohort by Vulnerable Group	Dec-14	Nov-14	Oct-14	Sep-14	Aug-14	Jul-14	Jun-14	May-14	Apr-14	Mar-14	Feb-14	Jan-14	Dec-13
Children in Care	154	156	150	144	155	155	152	151	151	150	150	152	154
Caring for own child	63	60	56	55	117	80	79	79	79	78	75	74	71
Asylum seeker	5	5	5	5	5	5	5	5	5	5	5	5	6
Carer not own child	10	10	9	8	9	9	8	8	8	8	8	8	7
Substance Misuse	6	8	9	9	17	18	19	20	20	20	20	18	19
Care Leaver	16	16	16	15	10	10	10	11	11	11	11	10	10
Supervised by YOT	44	51	51	45	25	26	25	31	31	31	30	29	64
Pregnancy	25	25	26	26	29	36	33	34	31	32	33	33	33
Parent not caring for own child	1	1	1	1	3	3	3	3	3	3	3	2	2
SEND (16-18 year olds)	286	286	282	285	309	307	263	266	270	274	275	277	278
SEND (19+ year olds)	462	461	461	461	371	381	390	398	460	416	427	431	438
Total 16-18 cohort with at least one vulnerable group	513	517	510	507	572	543	509		515				

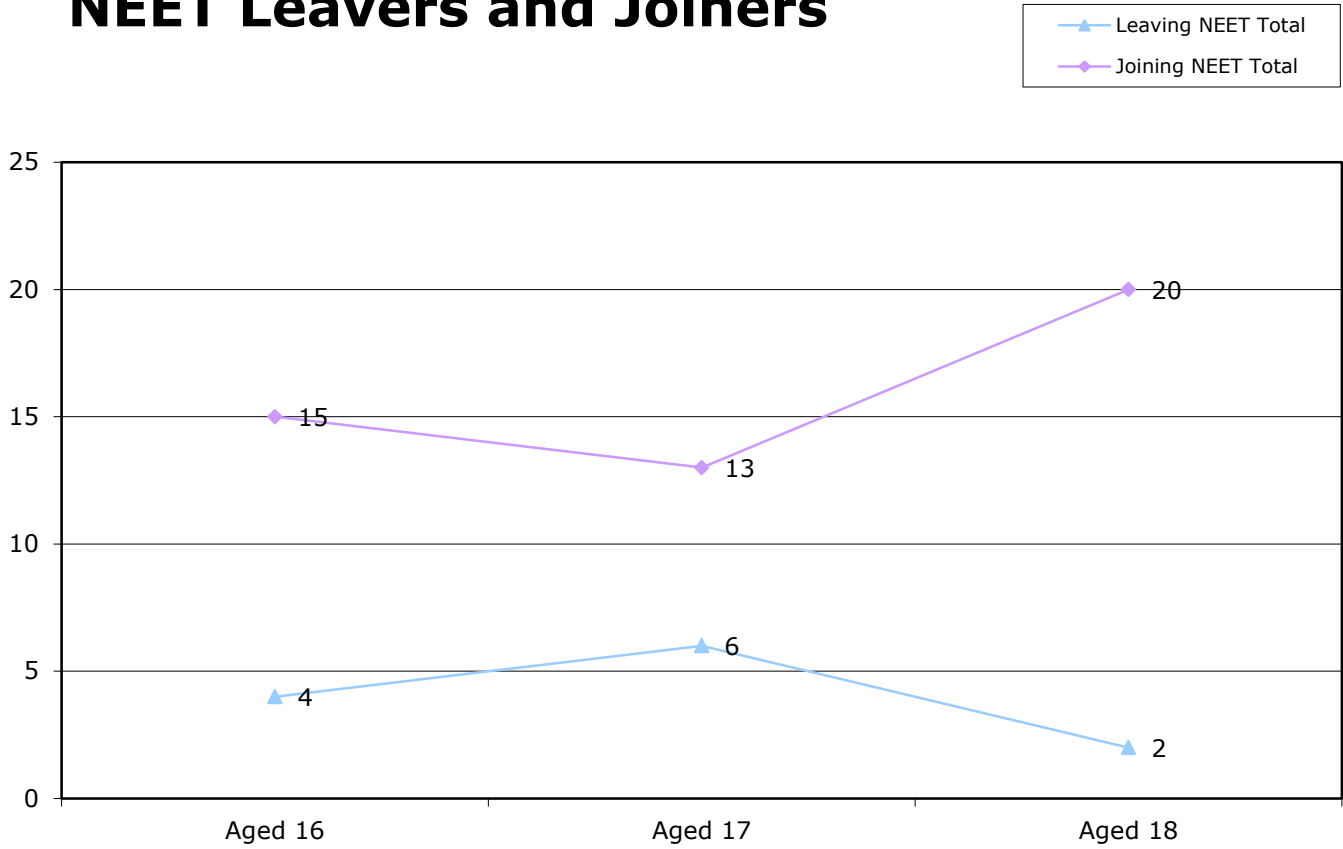
16-18 year old NEET by Vulnerable Group	Dec-14	Nov-14	Oct-14	Sep-14	Aug-14	Jul-14	Jun-14	May-14	Apr-14	Mar-14	Feb-14	Jan-14	Dec-13
Children in Care	18	19	15	17	42	41	40	43	46	46	43	42	41
Caring for own child	35	32	27	32	72	58	58	58	58	58	55	59	56
Asylum seeker	0	0	0	0	0	0	0	0	0	0	0	0	0
Carer not own child	3	2	1	2	4	5	4	4	4	4	4	2	1
Substance Misuse	2	2	1	2	6	7	7	7	7	7	7	5	4
Care Leaver	6	5	6	10	7	7	7	8	8	8	8	6	6
Supervised by YOT	19	14	12	8	12	13	13	14	15	15	14	11	20
Pregnancy	16	15	14	16	18	24	22	23	20	21	22	22	22
Parent not caring for own child	1	0	1	0	1	1	1	1	1	1	1	0	0
SEND (16-18 year olds)	30	25	19	19	44	47	36	38	41	44	45	44	38
SEND (19+ year olds)	122	121	126	128	107	109	113	114	124	116	120	122	121
Total 16-18 NEET with at least one vulnerable group	107	96	83	92	161	163	154		161				

16-18 year old Not Known by Vulnerable Group	Dec-14	Nov-14	Oct-14	Sep-14	Aug-14	Jul-14	Jun-14	May-14	Apr-14	Mar-14	Feb-14	Jan-14	Dec-13
Children in Care	23	34	36	89	14	19	19	13	14	6	6	7	14
Caring for own child	8	10	10	17	6	5	5	3	5	2	2	2	3
Asylum seeker	2	2	4	2	2	2	2	2	1	1	1	1	3
Carer not own child	2	1	2	5	0	0	0	0	0	0	0	0	0
Substance Misuse	0	2	2	6	5	7	7	5	4	3	3	3	7
Care Leaver	2	2	1	1	0	0	0	0	0	0	0	0	0
Supervised by YOT	1	15	15	24	3	4	3	3	3	1	1	1	2
Pregnancy	2	2	2	6	2	2	2	2	2	2	2	2	3
Parent not caring for own child	0	0	0	0	1	1	1	1	2	1	1	1	1
SEND (16-18 year olds)	48	60	67	193	21	21	20	14	18	9	8	8	14
SEND (19+ year olds)	292	288	293	322	197	205	211	214	222	219	225	227	231
Total not known with at least one vulnerable group	74	103	111	295	44	49	48		42				

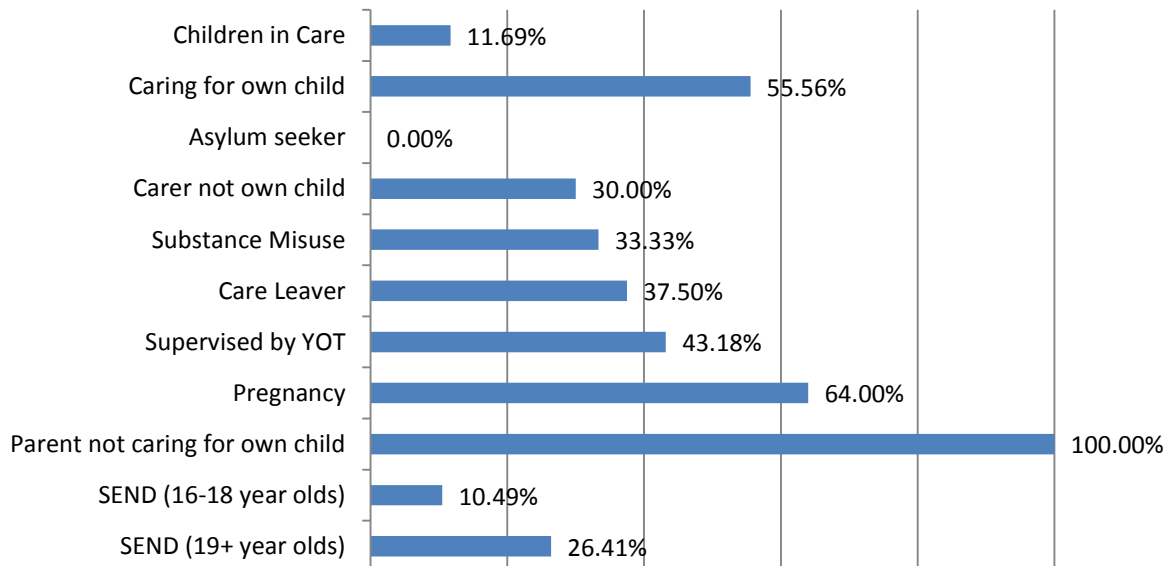
<b>16-18 Year old NEET Leavers &amp; Joiners</b>	<b>Aged 16</b>	<b>Aged 17</b>	<b>Aged 18</b>	<b>16-18 Total</b>	<b>Aged 19</b>
Leaving NEET Total	4	6	2	12	11
Education	0	1	0	1	0
Employment	2	2	2	6	2
Government supported training	2	3	0	5	0
Re-engagement Provision	0	0	0	0	0
NEET in other area	0	0	0	0	0
Custodial Sentence	0	0	0	0	0
Moved Away	0	0	0	0	9
Cannot Be Contacted	0	0	0	0	0
Refused to disclose activity	0	0	0	0	0
Unknown Activity	0	0	0	0	0
Other Reason	0	0	0	0	0
Joining NEET Total	15	13	20	48	3
Education	3	1	0	4	0
Employment	0	1	2	3	0
Government supported training	2	1	2	5	0
Re-engagement Provision	0	0	0	0	0
NEET in other area	0	0	0	0	0
Other (inc custodial sentence)	10	10	16	36	3
Joiners>Leavers	-11	-7	-18	-36	8

<b>16-18 Year Old NEET Labour Market Summary</b>	<b>No</b>	<b>%</b>
<b>Available:</b>		
Working not for reward	2	1.05%
Not yet ready for work or learning	16	8.38%
Start Date agreed	3	1.57%
Seeking EET	170	89.01%
Available Total	191	100%
<b>Unavailable:</b>		
Young carers	1	1.92%
Teenage parents	31	59.62%
Illness	10	19.23%
Pregnancy	9	17.31%
Religious grounds	0	0.00%
Unlikely to be economically active	1	1.92%
Other reason	0	0.00%
Unavailable Total	52	100%

# NEET Leavers and Joiners



## % of Vulnerable Cohorts who are NEET



# Education and Young People's Services Performance Management

## NEET Monthly Report - Tonbridge & Malling

16-18 year old cohort by Vulnerable Group	Dec-14	Nov-14	Oct-14	Sep-14	Aug-14	Jul-14	Jun-14	May-14	Apr-14	Mar-14	Feb-14	Jan-14	Dec-13
Children in Care	31	27	27	27	26	26	24	23	23	23	24	26	27
Caring for own child	19	18	16	16	37	35	35	35	34	34	32	31	28
Asylum seeker	0	0	0	0	1	1	1	1	1	1	1	1	1
Carer not own child	9	9	9	9	10	10	10	10	10	10	10	10	10
Substance Misuse	3	7	7	7	9	9	10	10	10	10	10	10	10
Care Leaver	0	1	1	1	1	1	1	1	1	1	1	1	1
Supervised by YOT	11	15	16	13	10	10	9	10	10	10	11	12	18
Pregnancy	12	12	10	10	11	12	11	10	11	11	14	11	12
Parent not caring for own child	0	0	0	0	2	2	2	2	2	2	2	2	2
SEND (16-18 year olds)	142	140	142	140	156	156	140	140	142	142	142	144	145
SEND (19+ year olds)	275	275	275	275	225	229	232	237	272	245	247	247	251
Total 16-18 cohort with at least one vulnerable group	208	210	208	202	239	238	222		223				

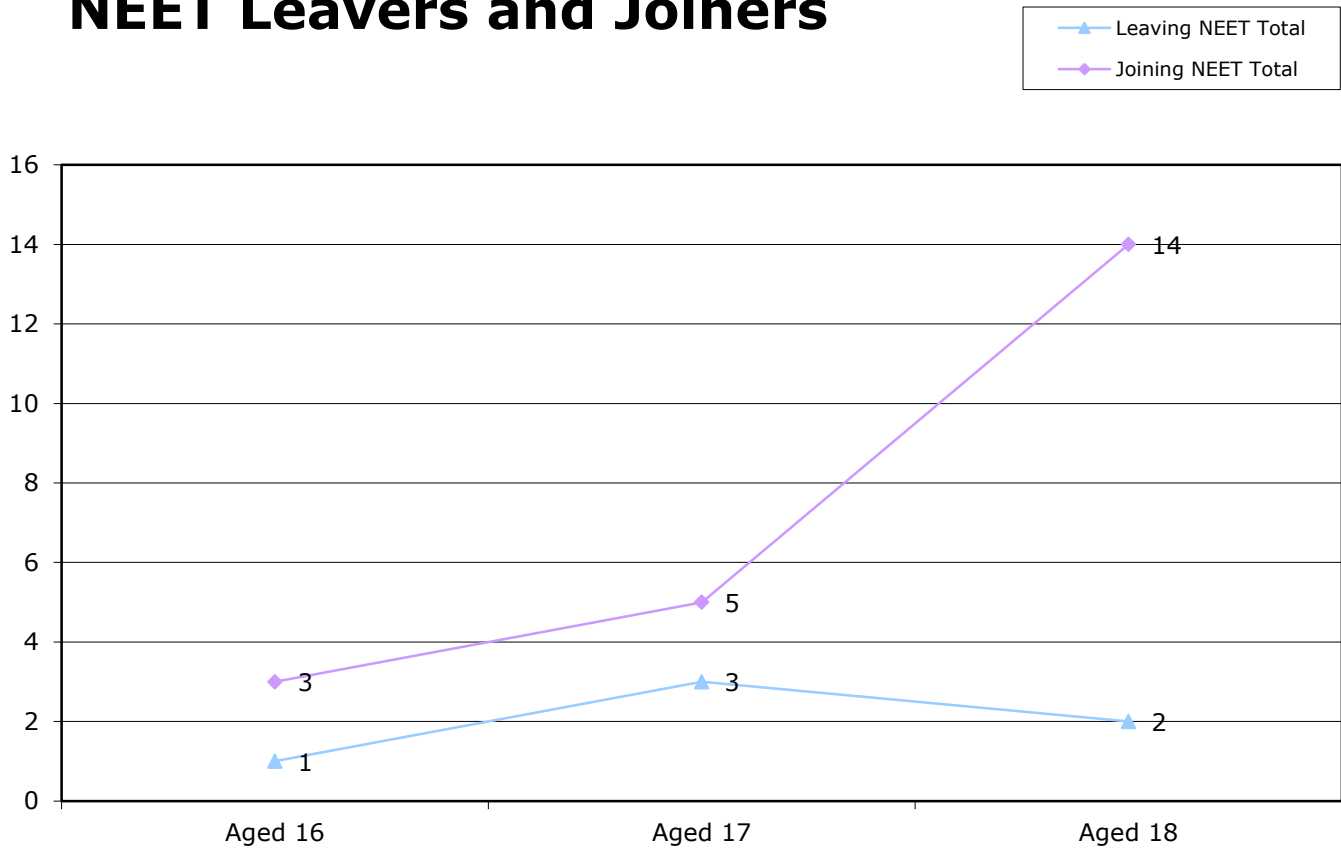
16-18 year old NEET by Vulnerable Group	Dec-14	Nov-14	Oct-14	Sep-14	Aug-14	Jul-14	Jun-14	May-14	Apr-14	Mar-14	Feb-14	Jan-14	Dec-13
Children in Care	1	0	0	0	4	3	4	3	3	3	4	4	3
Caring for own child	15	14	12	13	28	26	26	26	25	25	23	24	21
Asylum seeker	0	0	0	0	1	1	1	1	1	1	1	1	1
Carer not own child	2	2	2	2	2	2	2	2	2	2	2	2	3
Substance Misuse	0	0	0	0	1	1	2	2	2	3	3	3	3
Care Leaver	0	0	0	0	1	1	1	1	1	1	1	1	1
Supervised by YOT	4	4	3	3	5	4	4	5	5	5	4	4	5
Pregnancy	10	9	7	7	8	9	8	7	7	7	10	8	9
Parent not caring for own child	0	0	0	0	2	2	2	2	2	2	2	2	2
SEND (16-18 year olds)	8	7	6	6	13	15	12	12	12	12	12	12	11
SEND (19+ year olds)	49	49	50	50	46	46	47	49	51	50	50	51	52
Total 16-18 NEET with at least one vulnerable group	37	34	27	28	56	57	56		54				

16-18 year old Not Knowns by Vulnerable Group	Dec-14	Nov-14	Oct-14	Sep-14	Aug-14	Jul-14	Jun-14	May-14	Apr-14	Mar-14	Feb-14	Jan-14	Dec-13
Children in Care	7	8	9	20	6	5	5	4	4	4	4	4	5
Caring for own child	1	1	1	2	3	3	3	3	3	3	1	1	1
Asylum seeker	0	0	0	0	0	0	0	0	0	0	0	0	0
Carer not own child	0	0	1	5	0	0	0	0	0	0	0	1	1
Substance Misuse	0	4	4	5	2	2	2	2	1	1	1	1	1
Care Leaver	0	1	1	1	0	0	0	0	0	0	0	0	0
Supervised by YOT	0	4	3	7	1	2	2	2	0	0	0	0	5
Pregnancy	1	1	1	2	1	1	1	1	1	1	1	1	0
Parent not caring for own child	0	0	0	2	0	0	0	0	0	0	0	0	0
SEND (16-18 year olds)	25	28	35	98	27	27	27	25	30	21	23	27	26
SEND (19+ year olds)	192	193	196	221	148	153	155	158	184	165	166	166	167
Total not known with at least one vulnerable group	31	41	49	128	33	33	35		35				

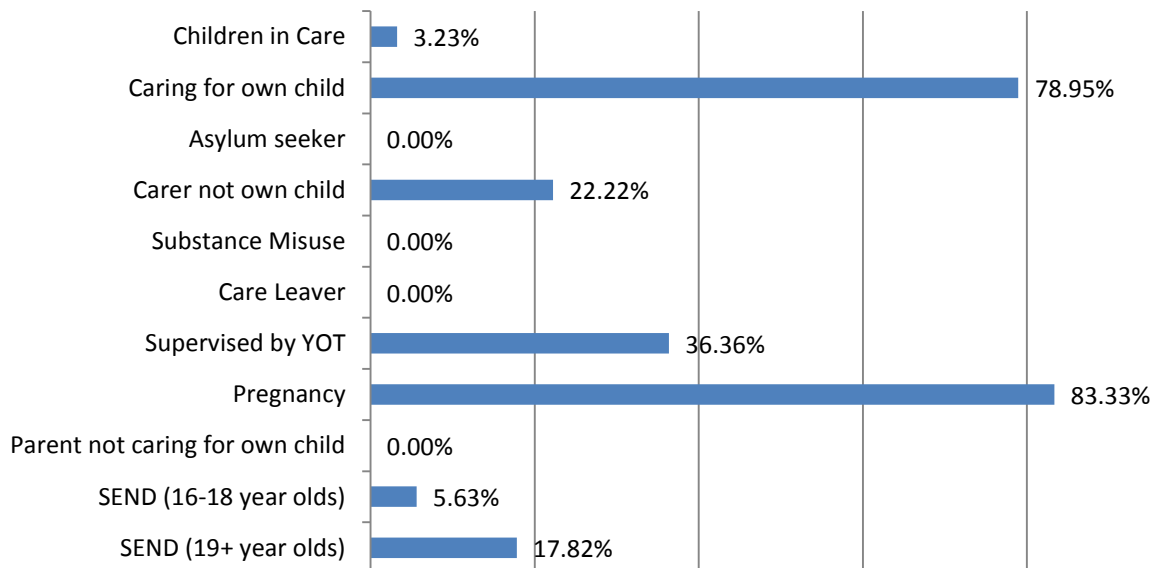
<b>16-18 Year old NEET Leavers &amp; Joiners</b>	<b>Aged 16</b>	<b>Aged 17</b>	<b>Aged 18</b>	<b>16-18 Total</b>	<b>Aged 19</b>
Leaving NEET Total	1	3	2	6	5
Education	0	3	0	3	0
Employment	1	0	1	2	1
Government supported training	0	0	1	1	0
Re-engagement Provision	0	0	0	0	0
NEET in other area	0	0	0	0	0
Custodial Sentence	0	0	0	0	0
Moved Away	0	0	0	0	4
Cannot Be Contacted	0	0	0	0	0
Refused to disclose activity	0	0	0	0	0
Unknown Activity	0	0	0	0	0
Other Reason	0	0	0	0	0
Joining NEET Total	3	5	14	22	2
Education	0	2	1	3	1
Employment	0	0	0	0	1
Government supported training	0	1	0	1	0
Re-engagement Provision	0	0	0	0	0
NEET in other area	0	0	0	0	0
Other (inc custodial sentence)	3	2	13	18	0
Joiners>Leavers	-2	-2	-12	-16	3

<b>16-18 Year Old NEET Labour Market Summary</b>	<b>No</b>	<b>%</b>
<b>Available:</b>		
Working not for reward	7	7.00%
Not yet ready for work or learning	3	3.00%
Start Date agreed	2	2.00%
Seeking EET	88	88.00%
Available Total	100	100%
<b>Unavailable:</b>		
Young carers	0	0.00%
Teenage parents	14	50.00%
Illness	8	28.57%
Pregnancy	5	17.86%
Religious grounds	0	0.00%
Unlikely to be economically active	1	3.57%
Other reason	0	0.00%
Unavailable Total	28	100%

# NEET Leavers and Joiners



## % of Vulnerable Cohorts who are NEET





# Education and Young People's Services Performance Management

## NEET Monthly Report - Tunbridge Wells

16-18 year old cohort by Vulnerable Group	Dec-14	Nov-14	Oct-14	Sep-14	Aug-14	Jul-14	Jun-14	May-14	Apr-14	Mar-14	Feb-14	Jan-14	Dec-13
Children in Care	18	21	20	20	23	23	22	22	22	22	22	21	21
Caring for own child	9	9	8	8	30	30	30	30	30	29	25	25	25
Asylum seeker	4	4	4	4	5	5	5	5	5	5	5	5	5
Carer not own child	4	6	6	6	4	4	4	5	5	5	5	5	5
Substance Misuse	4	5	4	4	7	7	7	7	7	7	8	8	8
Care Leaver	5	5	5	5	1	1	1	1	0	0	0	0	0
Supervised by YOT	16	19	20	12	5	6	6	6	8	8	8	7	10
Pregnancy	10	9	9	9	11	12	11	11	11	11	14	13	13
Parent not caring for own child	2	2	2	2	2	2	2	2	2	2	1	1	1
SEND (16-18 year olds)	135	138	141	148	149	149	139	141	143	143	143	144	144
SEND (19+ year olds)	227	227	227	226	185	188	189	191	224	197	199	202	205
Total 16-18 cohort with at least one vulnerable group	184	190	194	194	214	214	204		208				

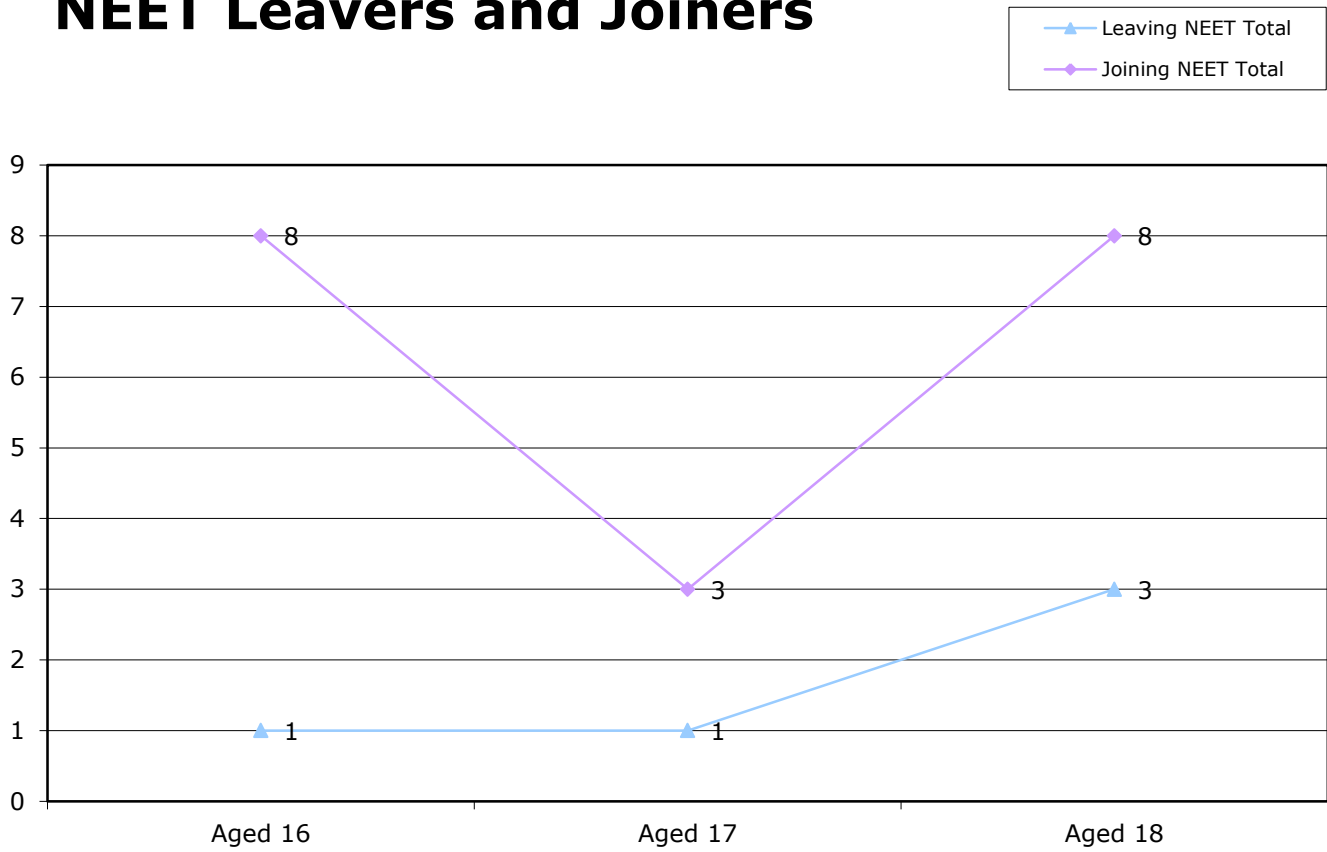
16-18 year old NEET by Vulnerable Group	Dec-14	Nov-14	Oct-14	Sep-14	Aug-14	Jul-14	Jun-14	May-14	Apr-14	Mar-14	Feb-14	Jan-14	Dec-13
Children in Care	0	0	0	2	6	4	6	6	6	5	5	5	4
Caring for own child	7	7	6	7	21	21	22	23	23	22	19	19	19
Asylum seeker	0	0	0	0	0	0	0	0	0	0	0	0	0
Carer not own child	1	1	1	0	0	0	0	0	0	0	0	0	0
Substance Misuse	1	1	0	1	2	1	2	2	2	1	3	4	3
Care Leaver	4	3	3	4	1	1	1	1	0	0	0	0	0
Supervised by YOT	3	2	1	2	3	2	3	3	2	2	2	3	3
Pregnancy	7	6	6	6	6	6	5	5	5	5	7	7	8
Parent not caring for own child	0	0	0	1	1	0	1	1	1	0	0	0	0
SEND (16-18 year olds)	6	5	5	5	10	12	9	11	12	12	13	12	15
SEND (19+ year olds)	31	30	30	30	27	23	22	23	28	24	24	25	26
Total 16-18 NEET with at least one vulnerable group	25	21	20	23	41	41	41		42				

16-18 year old Not Known by Vulnerable Group	Dec-14	Nov-14	Oct-14	Sep-14	Aug-14	Jul-14	Jun-14	May-14	Apr-14	Mar-14	Feb-14	Jan-14	Dec-13
Children in Care	2	7	8	17	2	2	2	2	2	0	0	0	1
Caring for own child	0	0	0	1	1	1	1	2	3	2	2	1	1
Asylum seeker	0	0	0	3	1	1	1	1	1	0	0	0	0
Carer not own child	0	2	2	5	0	0	1	2	1	0	0	0	0
Substance Misuse	0	2	2	3	0	0	0	0	0	0	0	0	1
Care Leaver	0	1	1	1	0	0	0	0	0	0	0	0	0
Supervised by YOT	0	5	6	10	0	1	1	1	1	1	0	0	1
Pregnancy	1	2	2	2	0	0	2	2	2	1	0	0	0
Parent not caring for own child	0	0	0	1	0	0	0	0	0	0	0	0	0
SEND (16-18 year olds)	22	30	39	114	16	16	14	12	16	6	3	2	2
SEND (19+ year olds)	151	153	156	172	101	127	131	130	141	128	125	125	125
Total not known with at least one vulnerable group	24	41	51	139	18	18	19		23				

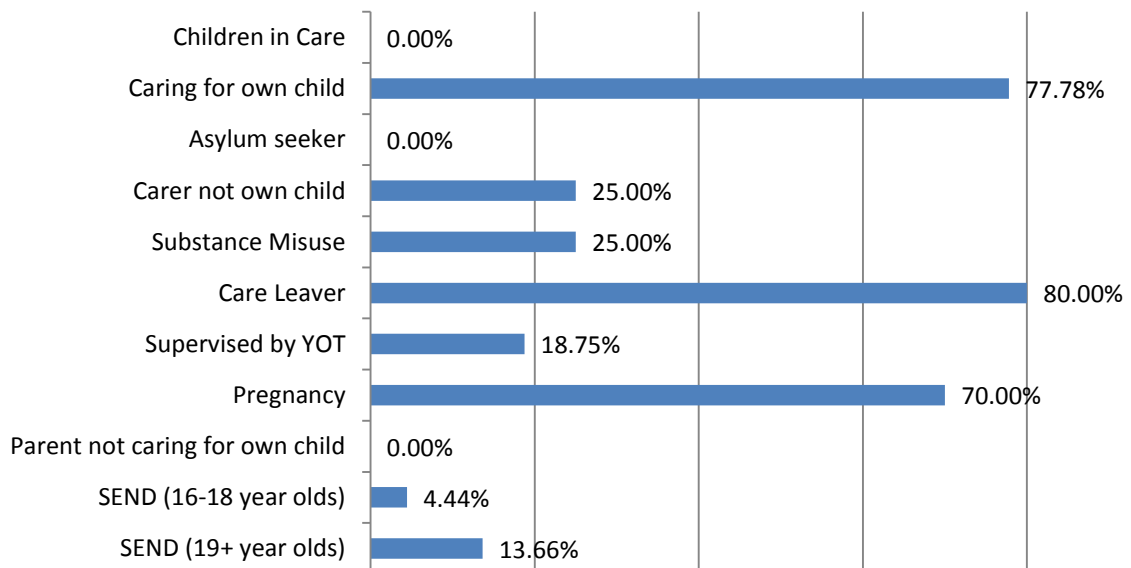
<b>16-18 Year old NEET Leavers &amp; Joiners</b>	<b>Aged 16</b>	<b>Aged 17</b>	<b>Aged 18</b>	<b>16-18 Total</b>	<b>Aged 19</b>
Leaving NEET Total	1	1	3	5	8
Education	0	0	0	0	0
Employment	1	1	3	5	2
Government supported training	0	0	0	0	1
Re-engagement Provision	0	0	0	0	0
NEET in other area	0	0	0	0	0
Custodial Sentence	0	0	0	0	0
Moved Away	0	0	0	0	5
Cannot Be Contacted	0	0	0	0	0
Refused to disclose activity	0	0	0	0	0
Unknown Activity	0	0	0	0	0
Other Reason	0	0	0	0	0
Joining NEET Total	8	3	8	19	4
Education	2	0	0	2	0
Employment	0	2	2	4	0
Government supported training	0	0	0	0	0
Re-engagement Provision	0	0	0	0	0
NEET in other area	0	0	0	0	0
Other (inc custodial sentence)	6	1	6	13	4
Joiners>Leavers	-7	-2	-5	-14	4

<b>16-18 Year Old NEET Labour Market Summary</b>	<b>No</b>	<b>%</b>
<b>Available:</b>		
Working not for reward	1	1.22%
Not yet ready for work or learning	14	17.07%
Start Date agreed	3	3.66%
Seeking EET	64	78.05%
Available Total	82	100%
<b>Unavailable:</b>		
Young carers	0	0.00%
Teenage parents	6	50.00%
Illness	3	25.00%
Pregnancy	3	25.00%
Religious grounds	0	0.00%
Unlikely to be economically active	0	0.00%
Other reason	0	0.00%
Unavailable Total	12	100%

# NEET Leavers and Joiners



## % of Vulnerable Cohorts who are NEET

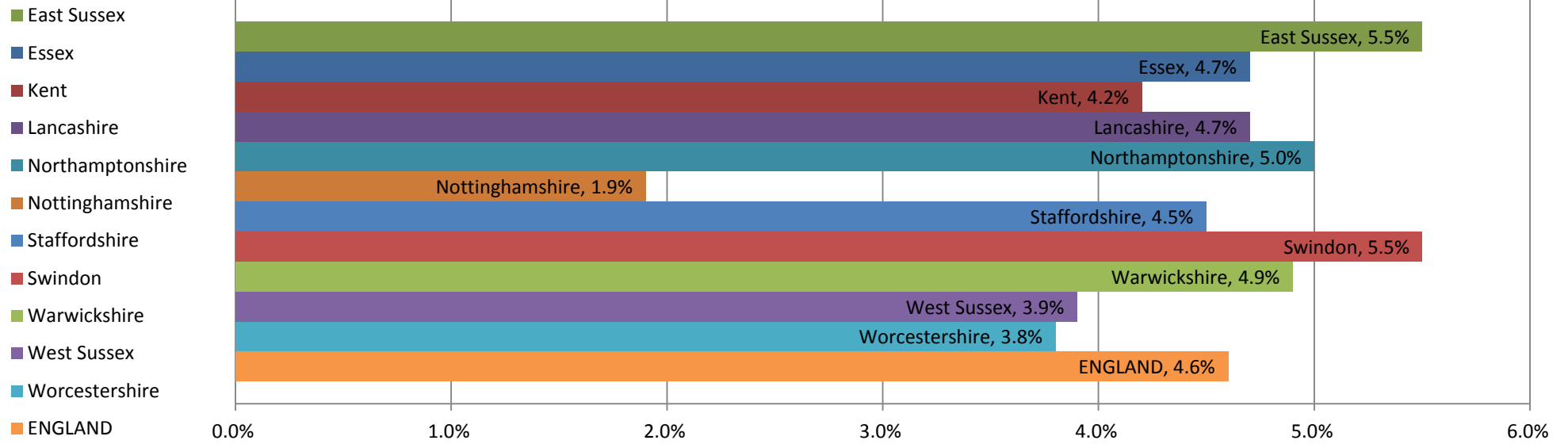


**Education and Young People's Services Performance Management**  
**Kent/National/Statistical Neighbours**  
**AS AT 30th November 2014**

	NEET		Not known		In learning	
	% Academic Age16-18s NEET	% change over last 12 months	% Academic Age16-18s NK	% change over last 12 months	% Academic Age16-18s in learning	% change over last 12 months
<b>ENGLAND</b>	<b>4.6%</b>	<b>-11.5%</b>	<b>11.0%</b>	<b>-1.3%</b>	<b>80.4%</b>	<b>1.1%</b>

Name	NEET Ranked Position	Academic Age16-18 (Y12-Y14) NEET %	Y12 NEET%	Y13 NEET%	Y14 NEET%	N/K Ranked Position	Academic Age 16 - 18 (Y12-Y14) NK %	Y12 NK%	Y13 NK%	Y14 NK%	Academic Age 16 - 18 (Y12-14) In Learning %	Y12 In Learning %	Y13 In Learning %	Y14 In Learning %
Kent	4	4.2%	1.4%	4.0%	7.8%	9	19.0%	9.5%	16.6%	31.3%	73.5%	88.7%	78.3%	52.9%
East Sussex	10	5.5%	2.4%	5.6%	9.4%	2	7.5%	0.4%	4.5%	18.4%	80.4%	95.7%	85.2%	58.9%
Essex	6	4.7%	2.2%	4.8%	7.4%	5	9.3%	1.5%	8.5%	18.0%	79.7%	95.4%	82.8%	60.5%
Lancashire	6	4.7%	1.9%	4.3%	7.9%	1	6.8%	4.4%	6.4%	9.5%	86.2%	93.2%	88.1%	77.6%
Northamptonshire	9	5.0%	1.8%	5.0%	8.2%	3	7.8%	3.4%	7.5%	12.9%	80.4%	94.0%	83.8%	62.5%
Nottinghamshire	1	1.9%	1.2%	1.6%	3.0%	6	10.8%	6.3%	11.0%	15.0%	87.1%	92.0%	87.4%	82.1%
Staffordshire	5	4.5%	1.9%	4.7%	7.8%	8	14.9%	4.8%	8.2%	32.3%	77.4%	92.4%	84.9%	54.2%
Swindon	10	5.5%	1.0%	4.1%	11.9%	3	7.8%	2.3%	6.3%	14.7%	82.1%	96.1%	86.6%	63.6%
Warwickshire	8	4.9%	1.5%	4.2%	10.0%	7	12.8%	3.7%	6.2%	28.2%	80.0%	94.4%	87.5%	58.6%
West Sussex	3	3.9%	0.6%	3.1%	10.2%	11	26.1%	13.2%	21.5%	43.8%	69.4%	86.2%	75.2%	46.4%
Worcestershire	2	3.8%	1.9%	3.8%	6.6%	10	19.8%	8.9%	14.1%	37.0%	73.3%	88.6%	80.3%	50.2%
Mean Indicator for Statistical neighbours		4.4%	1.6%	4.1%	8.2%		12.4%	4.9%	9.4%	23.0%	79.6%	92.8%	84.2%	61.5%

## Statistical Neighbours NEETs November 2014



## Statistical Neighbours Not Knowns November 2014

