

Swale

District Governor Briefing

Autumn 2017

Welcome

Agenda

1. Outline of the meeting- Lorraine Monkhouse. Area Governance Officer, East Kent.
2. Tammy Mitchell SIA- introduction to School Improvement arrangements and district data within Kent
3. Marisa White- Area Education Officer
4. The Kent Governor Association updates
5. In The News- General updates
6. Governor Questions/Newsworthy Items
7. Close.

Polite Reminders !

- **Housekeeping**
- **Paper free !**
Presentations will be emailed to those who attend only – they will not be uploaded to KELSI as has happened in the past.
- **Have you signed the register?**
- **List at least three actions that you will complete following this discussion.**
- **Please complete the online evaluations (direct to you via email)**

Tammy Mitchell

Senior Improvement Advisor

East Kent

Kent primary headlines - 2017



Outcomes improved in 2017 for:

Year 1 phonics screening check

All KS1 subjects

KS2 reading, writing, mathematics, GPS

All KS2 GD measures



Outcomes declined in 2017 for:

EYFS GLD

Year 2 phonics screening re-takes

KS2 science

■

EYFS – Good Level of Development

	2015 % GLD	2016 % GLD	2017 % GLD	2016 to 2017 Diff %	2015 to 2017 Diff %
Kent LA - All Schools	73.1	74.9	74.3	-0.6	+1.2
National	66.3	69.3	70.7	+1.4	+4.4

In 2017, outcomes at the end of the Early Years Foundation Stage dropped slightly (less than 1 percentage point) but continue to remain above the national average.

Phonics screening check

Year 1	2015	2016	2017	2017 v 2016 difference	2017 v 2015 difference
Kent LA - All Schools	78.1	81.6	82.1	+0.5	+4.0
National	77	81	NYA	NYA	NYA

Outcomes in the phonics screening check showed slight improvement in 2017 (less than 1 percentage point) which maintains the improving trend for the county.

Phonics screening check (cont'd)

Year 2 re-takes	2015	2016	2017	2017 v 2016	2017 v 2015
Kent - All Schools	67.0	65.2	59.6	-5.6	-7.4
National	64	64	NYA		

Outcomes in Year 2 re-takes fell in 2017 for the second successive year although proportions have been above national for the previous two years.

A declining trend? A focus for your schools?

Key Stage 1

% AES+	2016		2017		2017 v 2016	
	Kent	Provisional National	Kent	Provisional National	Kent	Provisional National
Reading	78.2	74	78.8	NYA	+0.6	NYA
Writing	71.3	65	72.3	NYA	+1.0	NYA
Mathematics	77.5	73	78.4	NYA	+0.9	NYA
RWM combined	66.6	N/A	68.3	N/A	+1.7	N/A

Outcomes remain similar to 2016, with no more than a 1 percentage point improvement for any subject. Writing attainment had the highest gain. Combined attainment, although not a national accountability measure at KS1, also improved by 1.7 percentage points.

Key Stage 2 – AES+

	2016		2017		2017 v 2016	
	Kent	Provisional National	Kent	Provisional national	Kent	Provisional National
Combined RWM exp+	58	53	64.4	61	+6.4	+8.0
Reading exp+	70	66	74.2	71	+4.2	+5.0
Writing exp+	80	74	80.3	76	+0.3	+2.0
Mathematics exp+	72	70	75.7	75	+3.7	+5.0
GPS exp+	73	73	76.0	77	+3.0	+4.0
Science	85	81	84	81.5	-1.0	+0.5

Key Stage 2 – AES+

In 2017, 64.4% of Kent pupils met the expected standard in **Reading, English Writing and Mathematics combined**. This compares well with the national figure of 61% and has sustained the county's above average attainment in 2016.

Mathematics attainment is in line with provisional national and GPS is below. County percentage point increases in these subjects are lower than the national improvement rate.

A declining trend? A focus for your schools?

Key Stage 2 – GD

	2016		2017		2017 v 2016	
	Kent	Provisional National	Kent	Provisional national	Kent	Provisional National
Combined RWM GD	6	5	9.2	8.6	+3.2	+3.6
Reading GD	21.0	19.0	27.2	24.1	+6.2	+5.1
Writing GD	14	15	18.8	17.8	+4.8	+2.8
Mathematics GD	17	17	22.6	22.2	+5.6	+5.2
GPS GD	22	23	29.5	30.5	+7.5	+7.5

Kent schools have been successful in increasing the proportion of pupils attaining greater depth in 2017. Mathematics and GPS again weaker than other subjects against this measure nationally.

A focus for your schools?

District achievement

Area/District	% Good Level of Dev Kent: 74.3
Tunbridge Wells	78.2
Tonbridge and Malling	78.0
Sevenoaks	77.8
Dartford	74.6
Dover	74.3
Shepway	73.9
Canterbury	73.8
Maidstone	73.8
Swale	73.5
Ashford	73.3
Gravesham	72.1
Thanet	69.9

 below Kent

Area/District	% Achieving Expected Standard (AS) - Maths Test Kent: 75.7 Nat: 75
Sevenoaks	81.4
Canterbury	79.6
Tonbridge and Malling	79.3
Tunbridge Wells	78.2
Dover	77.7
Dartford	77.5
Shepway	74.9
Maidstone	73.8
Thanet	73.4
Swale	72.5
Ashford	71.2
Gravesham	71.2

Area/District	% Achieving Expected Standard (AS) - GPS Kent: 76.0 Nat: 77
Sevenoaks	83.1
Tonbridge and Malling	80.2
Canterbury	79.6
Dartford	78.8
Tunbridge Wells	78.8
Dover	75.4
Maidstone	74.9
Shepway	74.3
Swale	73.7
Gravesham	72.3
Thanet	72.2
Ashford	70.6

local priorities 2017-18

- GLD, phonics, KS2 mathematics and GPS
- Vulnerable group achievement
 - SEN
 - Pupil premium entitled
- More Able Pupils across the school

Attendance

- Increasingly important aspect of Ofsted Inspections
- Importance of Governor Monitoring
- Comparison of groups and linked to achievement – particularly SEND and Pupil Premium

Focus on the School's Curriculum

- A changing emphasis from leadership as a whole to the curriculum
- How your school vision and curriculum links directly to the demographic and needs of your pupils
- What evidence do leaders have that the curriculum is meeting the needs of learners?
- How well do Governors know and understand how the vision of the school is reflected through the curriculum?

Briefing Paper

<http://researchbriefings.parliament.uk/ResearchBriefing/Summary/SN07091>

Questions and discussion

Swale District Governor Briefing: Area Education Officer Update

26 September 2017
Marisa White

Topics

- Commissioning Update
- National Funding Formula
- New Education Services Company
- Review of High Needs Funding - Update

Education Commissioning Plan

Review of 2017-2021 Kent Commissioning Plan

Comparison of forecast v January 2017 roll

- Previous Plan forecasting accuracy was as follows:
 - Year R: Swale -1.2% Kent overall -0.1%
 - Year 7: Swale 0.1% Kent overall -0.1%
- Primary forecasts underestimated the number of Year R pupils
- Secondary forecasts accurately estimated the number of Year 7 pupils
- Target surplus capacity between 5% and 7%

Commissioning Plan 2017-21

➤ Local Plan

- 13,192 dwellings over the Plan period up to 2031
- Approximately 776 dwellings per annum
- The forecasts below **do not** take account of pupil product from proposed strategic housing developments

➤ Total Primary school rolls are expected to increase from 12,991 in 2017-18 to 13,456 by 2021-22

- A surplus of 6.6% Primary school places is forecast from 2021-22 across the district

➤ Total Secondary school rolls are expected to increase from 7,904 in 2017-18 to 9,466 by 2023-24

- A **deficit** of 3.4% Secondary school places is forecast for 2021-22 across the district, increasing to a deficit of 8.5% in 2023-24

School Commissioning : Primary

- There are 48 primary schools in the 13 planning groups across the district
- Continued pressure in east Sheppey but not significant enough to warrant a new school
- Continued pressure in Sittingbourne
 - Proposed 1FE expansion of Regis Manor 2018-19
 - Proposed 0.5FE expansion of Sunny Bank 2020-21
 - It has been agreed that a site for a new all through school will be provided on the North West Sittingbourne development (Quinton Road), potentially from 2020-21 subject to discussion with the developers around access.

Planning Groups	Sittingbourne East	Sittingbourne North
By 2018-19		1FE at Regis Manor PS
By 2020-21	0.5FE at Sunny Bank	2FE new provision in Quinton Road development

School Commissioning : Primary

- New primary provision and school expansion will be required in the longer term from 2021 to meet demand from the larger strategic housing sites as and when they go forward
 - A site for a Primary school has been requested on the Wises Road development in Sittingbourne
 - Expansion of Teynham Parochial Primary School
 - A site for a Primary school on the Rushenden development has been secured
 - If all the proposed developments in Faversham proceed, new provision will be commissioned, which may be on the Abbey School site

Planning Groups	Sittingbourne South	Teynham	Queenborough Rushenden	Faversham
2021-22 to 2023-24	1FE (of 2FE) new provision Wises Lane	1FE at Teynham Primary School	1FE (of 2FE) new provision	1FE (Abbey)

School Commissioning : Secondary

- The majority of the deficit forecast for the Swale district is in Sittingbourne
 - Expansion of Sittingbourne Community College is underway
 - Discussions to be held with Secondary schools on providing additional permanent/temporary capacity
 - Continuing discussions with the developers of the proposed large housing development in North West Sittingbourne (Quinton Road) on having early access to the agreed school site, in order to commission a new all through provision for Primary and Secondary aged children

by 2019-20	2021-22 to 2023-24
1FE permanent expansion of existing provision in Sittingbourne 1FE temporary expansion of existing provision in Sittingbourne	6 FE new provision in Sittingbourne (as part of all-through school)

School Commissioning : Special

- There is a need for Special School provision on the Isle of Sheppey
 - Increasing number of children and young people having to travel off of the island to a school that can meet their needs
- KCC is looking at options for the provision of 120 places for both Primary (KS2) and Secondary aged pupils with Behaviour and Learning needs
- The third phase of expansion to Meadowfield Special School in Sittingbourne is undergoing consultation

General Updates – School Complaints

- KCC’s model complaints policy for maintained schools has been updated in the light of feedback from governing bodies over the last year.
- The changes include a summary of appropriate routes for particular types of complaint at the beginning of the model policy to aid clarity; a reference to governing body reciprocal agreements and a cross-reference to the model policy “Dealing with Complaints Against Schools and Settings made by Parents on Social Media Networking Sites” as this is increasingly a feature of parental complaints.
- <http://www.kelsi.org.uk/school-management/complaints>

National Funding Formula

- NFF rates applied to individual school budgets and then aggregated up to LA level
- LA still operates a local formula
- Kent set to receive an additional £50m over the next 2 years (£28m in 2018-19, £22m in 2019-20)
- Gains are capped at 3% per annum, but every school attracts a 0.5% increase
- DfE have also set minimum funding levels from 2019-20; £3,500 for Primary schools (£3,300 in 2018-19) and £4,800 for Secondary schools (£4,600 in 2018-19)
- Decisions on what each school will receive will be taken later this Autumn at Schools' Funding Forum and will be informed by an all school consultation

**KCC's New Education Services
Company
Introducing.....
The Education People**

Update

- Soft launch 8th November at the EduKent Expo – from this date the company will be operating in shadow form.
- Launch – 1st April 2018
- Stakeholder and Partnership Board for Heads and Governors representatives has now been set up and is operational

The Education People Company Objectives

- To ensure we achieve the long-term sustainability of Education Services in Kent for the benefit of Kent Schools
- To maintain and enhance the partnership between KCC and schools, allowing schools to have a greater influence in how services deliver and continuing the focus on improving outcomes for children and young people
- To realise the new opportunities for growth in traded Education Services to better support the delivery of high-quality statutory services and re-invest profit back into the services.

The Education People – Core offer

- The Education People will key deliver services to schools and settings that are funded by KCC.

These are:

- School improvement
- Early Years & Childcare
- Governor Support
- Educational Psychology
- Education Safeguarding
- Outdoor Education advisory, as well as the provision of Outdoor Education Centres

The Education People – Future Developments

- As well as delivering services on behalf of KCC, The Education People will develop new traded products to support the delivery of outcomes in schools
- New cross-service products, supporting schools in delivering high quality education and making the most of resources
- Working closely with schools and settings to design and develop services, and jointly evaluate success.



Review of High Needs Funding - Update



Overarching Aims of the Review

- The high needs top up budget needs to be more predictable and more closely linked to patterns of need
- The budget must continue to fund the top up required by schools to support the pupils with the most complex needs that would otherwise warrant statutory assessment
- The budget must also be used well in tandem with other resources such as LIFT (Local Inclusion Forum) to secure the best outcomes for pupils
- As the current overall increase in HNF is not sustainable we need to explore new models of funding

Review Findings

- The demand for HNF does not always follow a pattern related to pupil profile and levels of need across the schools
- Wide variations in uses and access to HNF in schools across the county
- Over-reliance on one to one TA support as the major intervention for pupils
- More inclusive schools with whole school approaches to SEN make less demand on HNF
- Training for staff is needed to raise capacity in schools to address ASD, S&L and SEMH

Review Findings

- Schools have different understandings of ‘normally available resource’ and the use of ‘best endeavours’ to support pupils with SEN
 - Effectiveness and impact of provision through High Needs Funding is variable re pupil outcomes
 - Need to re-visit the criteria and decision making process for HNF to ensure resources are allocated and spent on the most effective interventions
-

Review Findings

- Schools with similar characteristics (Size, IDACI, Prior Attainment) have very contrasting numbers of High Needs funded pupils, some of which are out of line with the patterns or trends for most other similar schools
 - Four groups of schools have emerged: very inclusive schools with good SEN provision that make little demand on HNF; schools that make appropriate levels of demand on HNF and use it well; schools that over rely on HNF and 1:1 TA support and do not always have the most effective interventions; schools that make very little use of HNF, do not always engage in LIFT and may not have effective SEN provision.
-

High Needs Funding - Primary School examples

Small schools with low levels of Notional SEN

	Pupil Numbers	High Needs Numbers	Percentage
School A	109	8	7.3%
School B	102	2	2.0%
School C	141	0	0.0%

Small schools with high levels of Notional SEN

	Pupil Numbers	High Needs Numbers	Percentage
School A	148	9	6.1%
School B	119	3	2.5%
School C	198	1	0.5%

High Needs Funding - Primary School examples

Large schools with low levels of Notional SEN

	Pupil Numbers	High Needs Numbers	Percentage
School A	459	25	5.4%
School B	454	11	2.4%
School C	482	3	0.6%

Large schools with high levels of Notional SEN

	Pupil Numbers	High Needs Numbers	Percentage
School A	422	27	6.4%
School B	405	7	1.7%
School C	415	2	0.5%

Next Steps HNF Review

- Report on HNF review findings and proposed changes to be shared with the Schools Funding Forum in **October**
- Findings and proposed changes to be shared and discussed with schools at **Heads Briefings in November** and at meetings with KAH
- Support for the recommendations will be aided by the LIFT process offering more training, resources and assessment tools to schools
- Changes to funding need to fall into line with the National Funding formula changes from April 2018

Secondary Schools' Update

2017 Outcomes

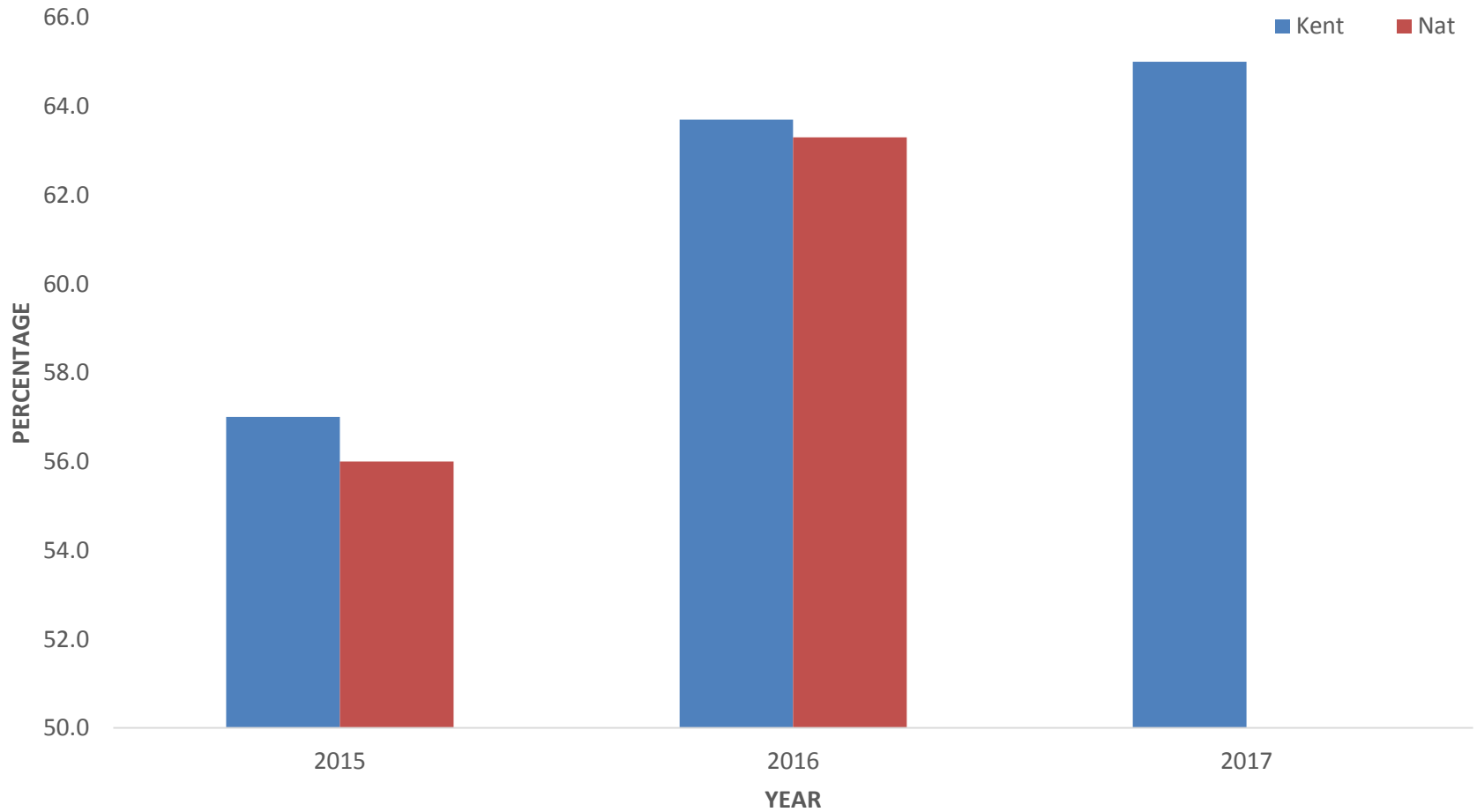
- There are significant changes to national performance measures in 2017
- **Basics** (standard pass in English and mathematics Grade 4/Grade C)
- Comparisons with performance in 2016 are difficult to make, given that this year sees the implementation of new grades in Maths and English and more demanding examinations
- This will be further compounded when the Basics measure that will be reported in the DfE October release this year will use the threshold of grade 5 (Strong Pass) or higher

2017 Outcomes

The figures stated have been made using grade 4 (standard pass) to allow comparison with results from previous years

- This shows a positive picture in Kent the **Basics** measure introduced last year – standard pass in English and mathematics Grade 4/Grade C passes show an increase of 1.3% to 65%
- The national figure for 2017 **Basics** is not yet available. So far, 40% (32 schools) of Kent schools have reported improvement on their 2016 performance in this measure
- Last year 41.2% of schools exceeded the **Basics** National Average (63.3%), currently this year 43.8 % of schools have exceeded last year's figure

Basics - standard pass in English and Maths (Grade 4/Grade C)



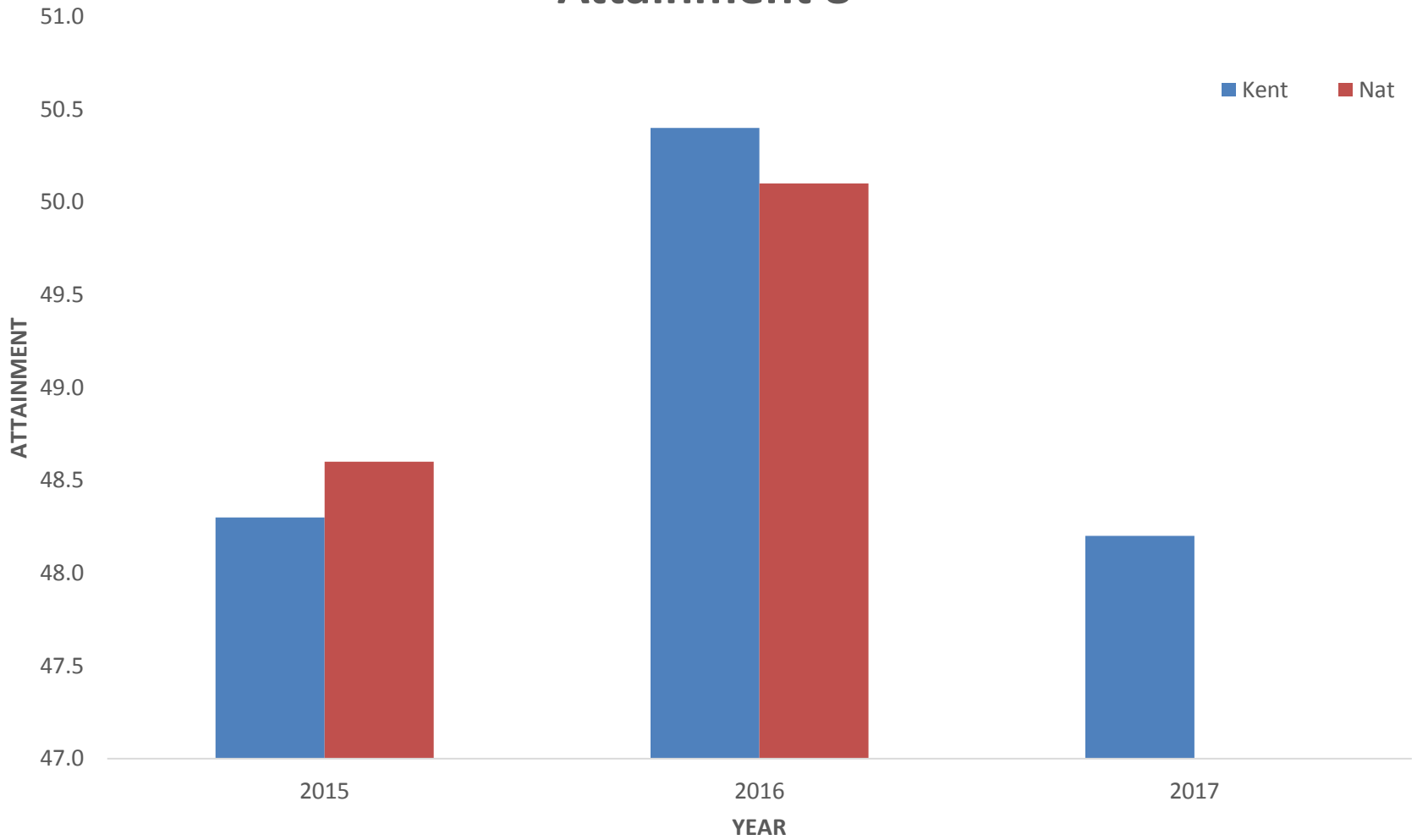
Outcomes 2017

All 2017 figures are provisional and unvalidated:

Attainment 8

- Based on a return sample of 80 (of 97 available schools returning GCSE outcomes this year):
- 17% (12 schools) have reported an increase in their **attainment 8** score
- 84% (59 schools) have reported a fall in their **attainment 8** score
- Compared with 2016 there has been an overall decline in attainment 8 performance from 50.4 to 48.2

Attainment 8



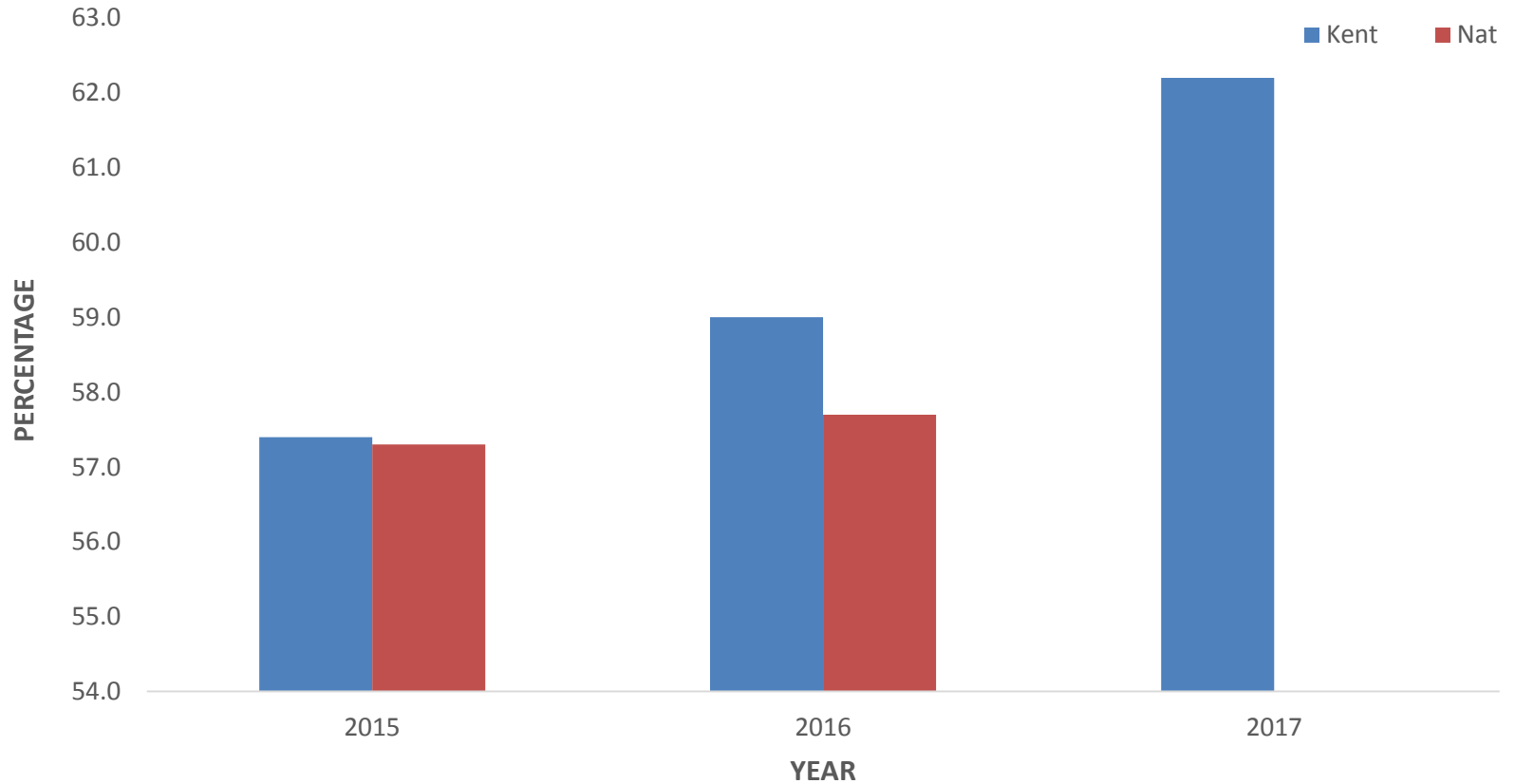
2017 Outcomes

- There has also been a slight fall in the headline **Ebacc** measure. This year it is 29.1 % from 29.9% last year
- So far, 32.5% (26 schools) schools have reported performance above the 2016 national average in this measure.

2017 Outcomes

- **5 or more standard passes, including English and mathematics**
- Performance in the old measure, the percentage of pupils achieving 5 or more GCSE grades A*-C (standard passes) including English and mathematics, is more positive at 62.2%.
- This is above last year's figure of 59.0% and the 2016 national average 57.7%
- So far, 52.5% (42 schools) schools have met or exceeded their 2016 performance in this measure
- Progress 8 figures will be published by the DfE in October 2017

Percentage of pupils achieving 5 standard passes including English and Mathematics



Priorities for Secondary Governors

- Comparisons of school outcomes including school group performance, against those groups nationally
- Evidence of the impact of intervention and strategies to improve disadvantaged pupils performance
- Effectiveness of 16-19 programmes, including destinations and independent advice and guidance
- Website compliance, Policies updated and evident in school practice, eg. Keeping Children Safe in Education, Prevent - strategies in place (and tested)
- Safeguarding issues including attendance, use of part-time timetables and Quality Assurance of offsite provision

KGA

Kent Governance

Association

Swale KGA Representatives

Janice Brooke

Chair KGA

janicebrooked28@btinternet.com



- New Chair appointed in September – Mrs Janice Brooke
- Work with the Kent Association of Headteachers on the Kent Leadership Strategy continue to develop
- KGA are to work with Governor Services this year to develop a Chairs' Forum/support network.
- KGA Assembly Meeting 30th October at Oakwood House 7pm-9pm



Kent Governance Association



The KGA County Assembly would be held in Canterbury. I hope that many Governors from East Kent will be able to make it:

Monday 12 March 2018

7pm-9pm The Spitfire Ground St Lawrence,
Kent County Cricket Club,
Old Dover Road,
Canterbury CT1 3NZ

In the News, Discussion & Networking

DfE updates

- Academies Financial Handbook
- Get Information about Schools (Edubase)

<https://get-information-schools.service.gov.uk/>

- STPCD 2017 and updated guidance for maintained schools

https://www.gov.uk/government/uploads/system/uploads/attachment_data/file/636389/School_teachers_pay_and_conditions_document_2017.pdf

<https://www.gov.uk/government/publications/reviewing-and-revising-school-teachers-pay>

In the News, Discussion & Networking

DfE updates continued

- Constitution of governing bodies of maintained schools – 1st Sept.
- Exclusion from maintained schools, academies and pupil referral units in England effective from 1st Sept

Ofsted updates

- School inspection Update newsletter Sept17
- https://www.gov.uk/government/uploads/system/uploads/attachment_data/file/643178/SIU_special_edition_5_September_final.pdf
- Changes to Inspection framework from term 2
- Ofsted consultation

In the News, Discussion & Networking

- **Compare performance**

<https://www.compare-school-performance.service.gov.uk/compare-schools?phase=primary&selectPhase=true>

Link on website

<https://www.gov.uk/school-performance-tables>

Interpretation guidance

<https://www.gov.uk/government/collections/school-performance-tables-about-the-data>

In the News, Discussion & Networking

- KCC Model Safeguarding Policy updated from Sept 17
- GDPR- are you ready?
- <https://www.brownejacobson.com/education/training-and-resources/training-videos/2017/09/how-to-implement-gdpr-in-your-school-hear-from-dai-durbridge-and-helena-wootton>

School Improvement Visits

2

Can take place any time
Allocation does not include EYFS, governance,
staff training

3

1 visit per seasonal term
Allocation does not include EYFS, governance, staff
training

8

Allocation includes seasonal P+I meetings
Includes EYFS support
Does not include governance, staff training

No funded visits to academies – SIA Trust link

In the News, Discussion & Networking

Kelsi Governor Updated Resources

<http://www.kelsi.org.uk/policies-and-guidance/clerks-resources>

- Code of conduct
- Monitoring policies for circle model
- Monitoring policy for committee based model
- Circle model terms of reference

Remember

- Finance governor succession planning
- Clerks CPD Performance Management
- SGOSS recruitment drive Kent & Medway

In the News, Discussion & Networking

Services under our SLA and SI SLA

http://www.edukent.co.uk/images/uploads/article_stock/Governor_Services_SLA_2017_FINAL_130617.pdf

- Minute reviews, Board observations
- Projects and activities
- Reviews of Governance

Bespoke training courses including

- Self Evaluation for Good Governance
- Effective monitoring visits
- Ofsted preparation, 1hr and 2hr sessions
- Challenge & Impact
- Packtypes- Getting the best from your team, 1 hr session
- Responsibilities under the Handbook & Competency knowledge & skills required, 3hr session

NGA updates

The NGA has released the following resources and latest guidance

Draft expenses policies; Ofsted inspection of schools Q&A; Knowing your head; Removing elected governors; Governing board annual report to parents; Model code of conduct 2017; Website information; Knowing your school; Managing your headteacher; Positive relationships between head and chair; Teacher workload; Monitoring performance; Naming names in minutes; whistleblowing; school leaders and governing boards, what do we expect of each other; the future of school governance; clerking- a professional role

<https://www.nga.org.uk/Membership/Membership-types.aspx>

Governors' Conference

'Governance - Adapting for the Future'

Thursday 19 October 2017

Graham Willett – Education Services Company

Mark Cole – HMI Ofsted – Outstanding governance

Lee Miller – adaption governance models

Ali Body – CCCU- bridging the ever decreasing funding gap with creative fundraising,

Linda Pickles – Strategic Vision & Values

Ashford International Hotel,

9.15 – 13.30

HAVE YOU BOOKED YOUR PLACE?

Impact evidence of training

- ***Why not check out how Graveney Primary School benefited from our Governor Training...***
-
- <https://youtu.be/mz8Er4srK3U>
-
- www.kentsport.org/PrimaryPremium
- <https://www.youtube.com/watch?v=mz8Er4srK3U&feature=youtu.be>

Thank you for attending

Have we been mad tonight?

Next DGB's

Swale:30 Jan 2018

Thanet: 31Jan 2018

Canterbury: 1 Feb 2018

Lorraine.monkhouse@kent.gov.uk

03000 414510

Course Evaluation – Don't forget!

- Please take 5 minutes to complete your evaluation form.
- You can access the link now via your mobile phone/tablet: www.kentcpdonline.org.uk and then log into your account.
- Click on 'My CPD Online' and 'Events Attended'
- From here you will be able to locate this event and then click on 'Enter Evaluation'.
- Alternatively please log into your account, using the e-mail link which you will receive from CPD online as soon as the register of attendance has been processed .
- You will be able to download your certificate of attendance once you have completed the evaluation and the signed register has been processed by the Training & Development Administration team.

We value and act on your comments.

Thank you.



School
Improvement
Services