

Education and Young People's Services

Young People Not in Education, Employment or Training (NEET)

Monthly Report - June 2016

Produced by: Management Information, KCC

Publication Date: 28th July 2016

The figures are based on the monthly submission made to DfE via NCCIS for Kent County Council . Academic age is the age of the young person on 31st August (i.e.: prior to the start of the academic year). The figures include all 16 -18 year olds based on academic age with a Kent County Council area postcode as their primary address.



Executive Summary

NEETs as a percentage of the 16-18 academic age group (Year 12, 13 and 14)

The NEET percentage includes an adjustment factor which assumes that 8% of currency expired not knowns are assumed to be NEET.

Apr-15	6.00	Apr-16	5.47
May-15	6.08	May-16	5.69
Jun-15	6.10	Jun-16	5.65

Not Knowns as a percentage of the 16-18 academic age group (Year 12, 13 and 14)

Apr-15	9.74	Apr-16	7.06
May-15	9.61	May-16	6.87
Jun-15	9.24	Jun-16	7.01

16-18 year old NEET by Vulnerable Group	Jun-16	May-16	Apr-16	Mar-16	Feb-16	Jan-16	Dec-15	Nov-15	Oct-15	Sep-15	Aug-15	Jul-15	Jun-15
Children in Care	107	105	103	112	104	102	131	117	113	106	131	127	121
subset CIC resp. not known	0	0	0	0	0	0	3	3	3	3	3	4	
subset CIC KCC responsibility	84	86	83	91	84	84	106	98	92	88	103	98	
subset CIC OOC responsibility	19	19	20	21	20	18	22	16	18	15	25	25	
Caring for own child	256	243	230	220	211	196	180	154	131	124	292	290	281
Asylum seeker	4	3	4	6	4	2	4	3	7	3	4	4	4
Carer not own child	36	34	31	31	29	25	22	19	14	16	31	31	32
Substance Misuse	16	15	17	14	13	11	14	15	12	14	16	16	16
Care Leaver	65	65	59	48	46	43	8	9	8	9	41	40	38
subset CL resp. not known	0	0	4	0	0	0	0	0	0	1	0	0	
subset CL KCC responsibility	60	60	50	43	41	39	5	6	5	5	37	36	
subset CL OOC responsibility	5	5	5	5	5	4	3	3	3	3	4	4	
Supervised by YOT	69	70	72	73	65	50	47	38	82	89	91	91	87
Pregnancy	156	147	142	132	122	114	107	94	91	89	166	168	171
Parent not caring for own child	3	3	3	4	3	3	3	3	3	3	8	7	7
SEND (16-18 year olds)	282	272	264	265	261	244	206	186	163	173	221	212	194
SEND (19+ year olds)	20	27	37	43	49	65	74	79	84	91	841	839	849
Total 16-18 NEET with at least one vulnerable group	853	827	800	783	745	682	617	550	519	516	858	857	816

16-18 year old Not Knowns by Vulnerable Group	Jun-16	May-16	Apr-16	Mar-16	Feb-16	Jan-16	Dec-15	Nov-15	Oct-15	Sep-15	Aug-15	Jul-15	Jun-15
Children in Care	32	25	16	21	22	33	171	209	299	460	360	311	121
subset CIC resp. not known	0	0	0	0	0	0	0	0	0	1	1	1	
subset CIC KCC responsibility	19	13	8	10	11	18	97	121	176	253	204	177	
subset CIC OOC responsibility	5	12	8	11	11	15	74	88	123	206	155	133	
Caring for own child	21	21	20	21	22	20	23	28	36	36	84	75	48
Asylum seeker	8	12	8	8	6	7	9	19	7	13	30	25	13
Carer not own child	11	9	8	8	8	11	13	16	19	37	40	38	15
Substance Misuse	6	7	7	7	7	10	12	15	18	30	35	32	19
Care Leaver	26	24	21	31	31	42	5	5	4	5	37	35	21
subset CL resp. not known	0	0	0	0	0	0	0	0	0	0	0	0	
subset CL KCC responsibility	19	19	17	27	27	37	3	3	3	3	34	32	
subset CL OOC responsibility	5	5	4	4	4	5	2	2	1	2	3	3	
Supervised by YOT	16	12	10	12	11	11	30	34	90	109	91	76	37
Pregnancy	17	19	19	17	18	17	21	27	33	37	50	45	25
Parent not caring for own child	2	2	2	2	2	2	3	2	2	3	6	7	3
SEND (16-18 year olds)	134	129	126	116	118	167	337	429	642	1333	1011	954	330
SEND (19+ year olds)	67	123	160	172	197	236	262	292	349	504	2912	2886	2700
Total not known with at least one vulnerable group	236	225	211	217	221	283	522	657	976	1812	1531	1407	543

Please note the values in the above tables which show the breakdown of the Children In Care and Care Leaver sections - this is also replicated on the individual pages for each of the districts

Executive Summary - continued

1. Key Findings – County Performance

(i) NEETs:

- a. the trend in percentage terms of the NEET population had been upwards during the previous 5 months but in June there was a small downturn, a reduction of 24.

(ii) Not Knowns:

- a. the performance in June (7.01%) was a decrease when compared with the May figure (7.06%)
- b. the performance in each of the past five months has continued to be almost 3 percentage points stronger than for the equivalent months in 2015
- c. the actual number of Not Knowns increased between May (3648) and June (3720) with the most increase being amongst the 16 years academic age group, rising from 433 in May to 534 in June

(iii) NEETs & Not Knowns / Vulnerable Groups (Tables below)

- a. the 853 NEETs represent an additional 26 amongst the population in the vulnerable groups when compared to the number in May and is also higher figure than that recorded in June 2015 (816)
- b. the same comparison for the Not Known population shows:
 - there were 236 young people with a “Not Known” status, a small increase (11) when compared to the May figure of 225
 - a significant fall of 307, from 543 in June 2015 to 236 in June 2016
- c. Children in Care – the number recorded as NEET in June 2016 (107) represents:
 - an increase of 2 when compared with the 105 recorded for May
 - a reduction of 14 when compared to the figure for June 2015 (121). It is anticipated that the trend will, from September, be downward as there are now additional staff within Virtual School Kent supporting young people post 16 years into EET opportunities
- d. Caring for own Child – the number in this vulnerable group:
 - has increased incrementally month on month since August of last year
 - in June represented the most significant increase(+13) amongst the vulnerable groups
 - 256 in June however is lower than the figure, 281, recorded for the same month in 2015
- e. Pregnancy – the number in this group has continued to increase incrementally since September 2015 when the figure was 89. In June it was 156

Work is continuing with both the Children’s Centres and the Family Nurse Partnerships to consider how we ensure young parents (mothers and fathers) are aware of EET opportunities and are assisted to meet their aspirations
- f. in June increases in NEETs were recorded for Children in Care, for those who are pregnant and for those who are now parents
- g. the SEND NEETs for June 2015 (194) was 88 lower than the number for June 2016 (282) – however there has continued to be a significant reduction in the number of young people who are SEND whose status is not known. In June 2015 there were 330 Not Knowns but in June this year the number had fallen to 132, a reduction of 196 which continues to reflect well on the impact of the additional resources that the SEN Assessment & Planning Teams have allocated to the tracking of those without a recorded destination.

Executive Summary - continued

(i) NEETS / Not Knowns & Age Group

- a. there were in the county a total of 2,738 NEETs in June representing 5.65% of the total 16 – 18 years cohort (53,125) meaning the target (1.0%) was again missed, with the differential being 4.65%
- b. the target was missed for each of the three age groups:
 - 16 years 3.51% (3.2% in May)
 - 17 years 5.24% (4.97%)
 - 18 years 8.24% (8.32%)
- c. 7.01% (3720) of the cohort had a status which was Not Known – when considered by age group:
 - the 18 years age group had 2,084 (56.02%) of the total
 - 16 & 17 year olds were respectively 14.35% & 29.62%

2. Key Findings by District

- (i) Swale has had the highest number of young people who are NEET in each of the six months of 2016 (the calendar year) – the number in June (349) represents a fall of 20 when compared to the 369 recorded for May but is 54 higher than the Thanet figure (295), the District with the second highest number
- (ii) the 6 Districts with the highest number of young people who are NEET remain the same as those recorded for May (the figures for May are included in brackets):
 - Swale 349 (369)
 - Thanet 295 (296)
 - Maidstone 273 (272)
 - Canterbury 262 (259)
 - Gravesham 250 (241)
 - Tunbridge Wells 212 (219)
- (iii) this pattern in the findings has proved to be relatively consistent for the first six months of the calendar year
- (iv) no District met their target with the largest differentials being:
 - Gravesham +5.94%
 - Swale +5.88%
 - Tunbridge Wells +5.09%
 - Canterbury +5.06%

Executive Summary - continued

3. Leavers and Joiners

- (i) the performance in June, when there were 24 more young people leaving the NEET population than joining it, represents an improvement when compared to the May figure, when there were 112 more “joiners” than “leavers”
- (ii) in June, for the 16 – 18 years age group, there were 204 “leavers” compared with 180 “joiners” to the NEET population. The breakdown by age group was:
 - 16 year olds: 55 leaving, 58 joining
 - 17 year olds: 65 leaving, 55 joining
 - 18 year olds: 84 leaving, 67 joining
- (iii) the vast majority of those leaving the NEET population did so as a result of having either “Employment” (135) or “Government Supported Training” (41)
- (iv) the previous destination of those becoming NEET was primarily for:
 - 16 year olds was “Education”
 - 17 & 18 years age groups was “employment”
- (v) 50.0% of the 16 year olds becoming NEET had left “education”

4. NEETs, Available & Unavailable

- (i) the findings indicate that of those:
 - a. available – a key issue remains the number (129) who are “not yet ready for work or learning” – this is the reason for the continued expansion of the District Offer
 - b. unavailable – the findings continue to illustrate the importance of working with Health providers and with Children’s Centres given:
 - i. 323 young people are unavailable due to being either pregnant (108) or a teenage parent (215)
 - ii. 271 young people do not having the necessary health (physical / mental) to engage in EET opportunities

5. Years 11 & 12 Intended Destinations

There remains 11.6%, 1933, of the Year 11 cohort who have yet to settle on a positive destination for September. The figures in May were respectively 12.4%, 2070.

Numerically the most significant gaps are in Dartford (324, 22.7%), Thanet (290, 17.9%) and Ashford (227, 16.5%)

Over a third (34.4%, 5970) of the Year 12 cohort are without a recorded destination.

The Districts, in percentage terms, with the greatest statistical gaps are, Dartford 48.8% (577), Gravesham 43.4% (553), Swale 40.1% (683) and Thanet 40.0% (664)

Education and Young People's Services Performance Management

NEET Monthly Report - Kent

16-18 year old NEET Summary	Total Cohort 16-18	No. NEET 16-18	% NEET 16-18	NEET Target 16-18 Jan 2017	Diff from target	% NEET Age 16	% NEET Age 17	% NEET Age 18	Not knowns				
									Acad age 16	Acad age 17	Acad age 18	Total	% of cohort
Kent	53,100	2,738	5.65%	1.00%	4.65%	3.51%	5.24%	8.24%	534	1,102	2,084	3,720	7.01%
Ashford	4,767	192	4.57%	0.84%	3.73%	2.62%	4.24%	6.94%	48	91	201	340	7.13%
Canterbury	4,879	262	5.88%	0.82%	5.06%	3.74%	5.34%	8.49%	41	81	168	290	5.94%
Dartford	3,562	175	5.42%	1.02%	4.40%	3.22%	5.96%	7.09%	51	76	152	279	7.83%
Dover	3,924	199	5.53%	1.12%	4.41%	3.26%	5.89%	7.36%	41	90	150	281	7.16%
Gravesham	3,963	250	6.95%	1.01%	5.94%	3.91%	5.62%	11.24%	37	88	174	299	7.54%
Maidstone	5,439	273	5.44%	1.00%	4.44%	3.62%	4.76%	8.11%	54	101	188	343	6.31%
Sevenoaks	3,618	130	4.02%	0.66%	3.36%	1.76%	4.05%	6.58%	48	91	158	297	8.21%
Shepway	3,853	200	5.70%	1.21%	4.49%	4.06%	5.75%	7.25%	36	81	151	268	6.96%
Swale	5,362	349	7.10%	1.22%	5.88%	5.25%	6.90%	9.08%	54	122	225	401	7.48%
Thanet	5,271	295	6.12%	1.40%	4.72%	3.84%	5.45%	9.06%	54	121	228	403	7.65%
Tonbridge & Malling	4,457	201	4.89%	0.67%	4.22%	3.28%	4.02%	7.45%	45	82	163	290	6.51%
Tunbridge Wells	4,005	212	5.75%	0.66%	5.09%	2.92%	4.91%	9.55%	25	78	126	229	5.72%

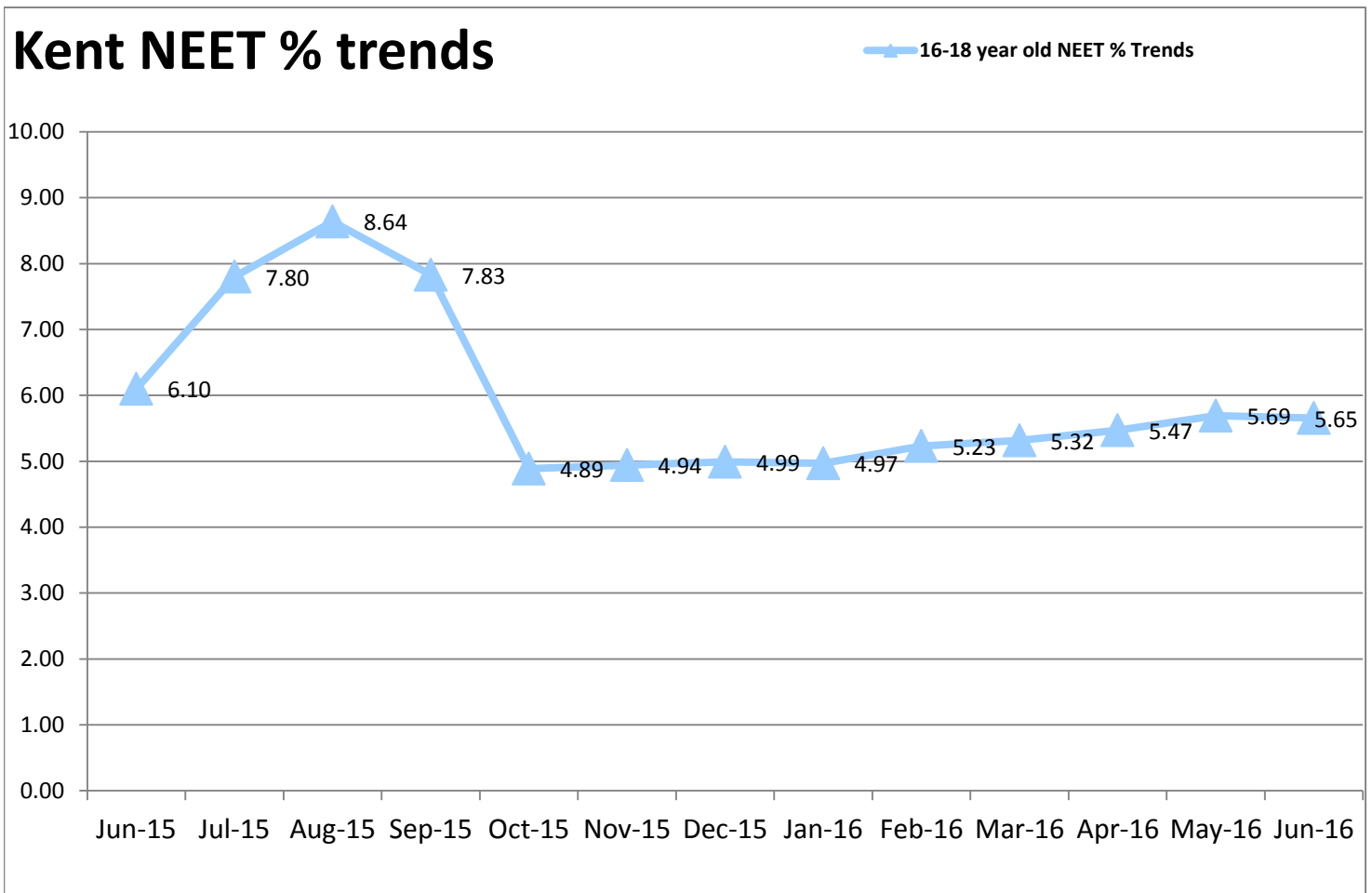
16-18 year old NEET % Trends	Jun-16	May-16	Apr-16	Mar-16	Feb-16	Jan-16	Dec-15	Nov-15	Oct-15	Sep-15	Aug-15	Jul-15	Jun-15
Kent	5.65	5.69	5.47	5.32	5.23	4.97	4.99	4.94	4.89	7.83	8.64	7.80	6.10
Ashford	4.57	4.62	4.34	4.40	4.33	3.95	3.91	3.82	3.65	5.78	7.45	6.52	5.75
Canterbury	5.88	5.79	5.80	5.89	5.87	5.64	5.34	5.51	5.41	7.73	9.29	8.29	6.30
Dartford	5.42	5.58	5.24	4.84	4.91	4.55	4.70	4.55	4.44	7.90	8.13	7.15	4.97
Dover	5.53	5.41	4.76	4.48	4.36	3.93	4.43	4.22	4.28	7.85	9.27	8.07	6.02
Gravesham	6.95	6.66	6.53	6.51	6.58	6.46	6.36	6.50	6.93	11.30	10.23	9.57	6.97
Maidstone	5.44	5.43	5.35	5.12	4.93	4.88	4.97	4.61	4.47	6.59	7.85	7.19	5.73
Sevenoaks	4.02	4.07	4.27	4.16	4.49	4.18	4.27	4.23	4.26	6.26	5.58	5.18	4.33
Shepway	5.70	5.66	5.16	4.80	4.91	4.68	4.34	4.34	4.74	7.38	9.13	8.28	6.75
Swale	7.10	7.49	7.48	7.42	6.97	6.34	6.31	6.14	5.73	9.25	11.08	9.97	7.78
Thanet	6.12	6.12	5.67	5.59	5.21	5.35	5.31	5.54	5.37	10.31	11.81	10.59	7.55
Tonbridge & Malling	4.89	4.94	4.84	4.66	4.42	4.22	4.36	4.36	4.30	7.14	7.27	6.64	5.19
Tunbridge Wells	5.75	5.97	5.54	5.18	5.27	4.93	5.08	5.14	4.98	7.15	6.05	5.58	4.70

16-18 year old Not Known % Trends	Jun-16	May-16	Apr-16	Mar-16	Feb-16	Jan-16	Dec-15	Nov-15	Oct-15	Sep-15	Aug-15	Jul-15	Jun-15
Kent	7.01	6.87	7.06	7.01	7.44	8.27	10.47	14.14	21.83	51.73	31.14	27.78	9.24
Ashford	7.13	6.86	6.84	6.75	7.04	7.92	10.19	13.13	19.94	46.41	25.99	22.43	9.97
Canterbury	5.94	5.77	6.16	6.36	6.73	7.37	9.17	12.02	19.23	49.22	33.31	28.20	8.56
Dartford	7.83	6.87	7.00	7.02	8.01	9.03	10.33	19.08	26.20	57.63	33.59	32.32	8.08
Dover	7.16	6.98	7.42	7.28	7.60	8.56	10.87	13.26	21.56	55.29	35.70	31.00	9.98
Gravesham	7.54	7.18	7.28	7.27	7.75	8.62	11.38	18.55	25.53	58.16	33.46	33.07	9.16
Maidstone	6.31	6.40	6.73	6.55	7.07	7.71	9.31	11.74	19.43	50.64	28.56	24.87	7.88
Sevenoaks	8.21	8.06	8.09	7.86	8.35	8.93	11.10	16.31	23.66	50.77	29.20	26.23	10.82
Shepway	6.96	7.06	6.48	6.31	6.54	7.35	10.26	12.16	20.00	46.57	28.18	25.10	10.00
Swale	7.48	7.26	7.56	7.86	8.36	9.35	11.32	13.57	20.43	49.92	32.70	28.47	9.20
Thanet	7.65	7.54	8.04	8.29	8.59	9.48	12.06	15.74	25.70	57.11	40.04	35.98	10.92
Tonbridge & Malling	6.51	6.54	6.72	6.50	6.91	7.91	10.14	12.93	21.00	52.63	28.13	24.98	8.42
Tunbridge Wells	5.72	6.14	6.44	5.78	6.13	6.77	9.52	13.22	21.02	47.37	23.14	20.39	8.02

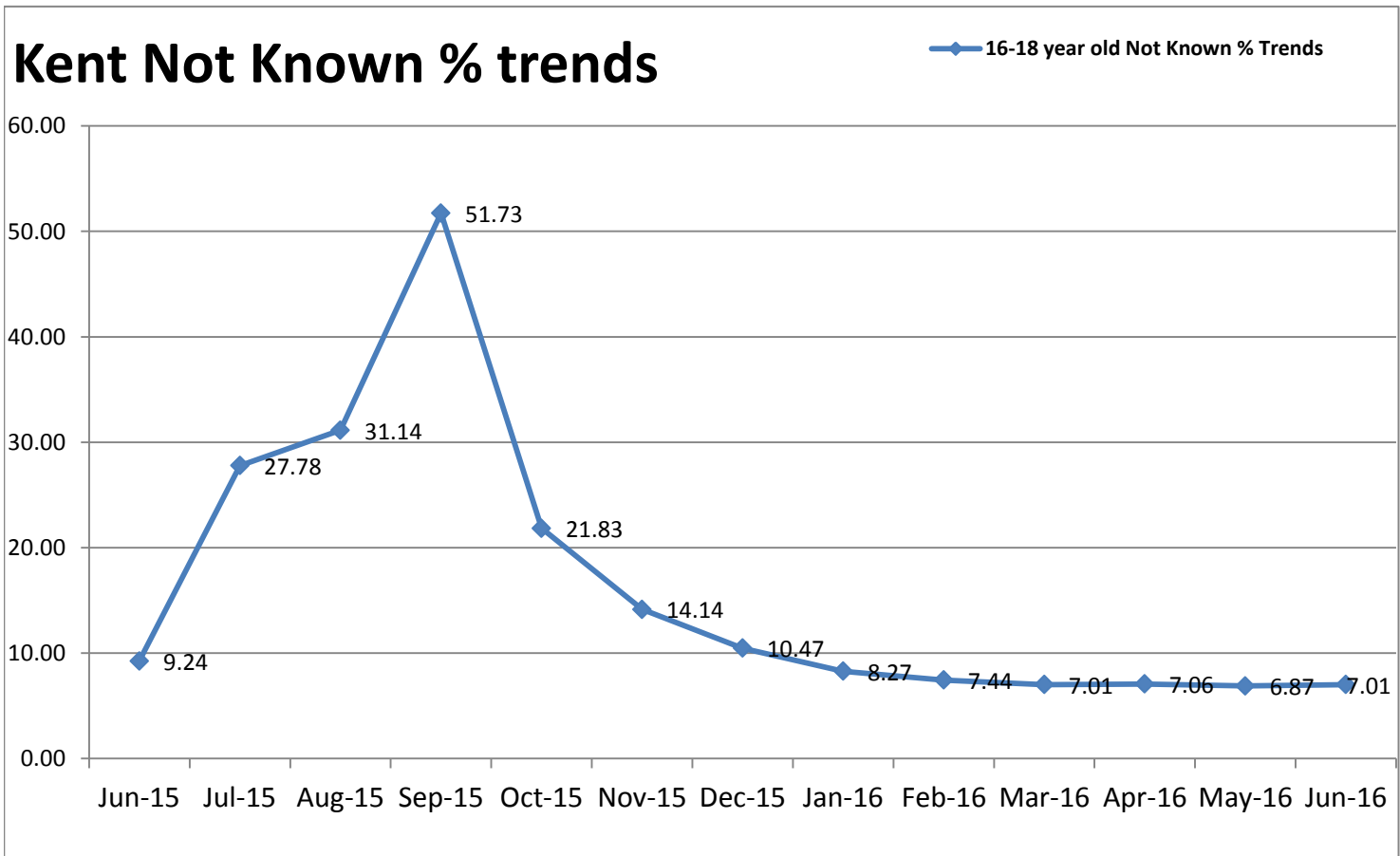
NEETs based on length of time in NEET	Equivalent - June 2015				
	0-6 weeks	7-13 weeks	14-26 weeks	27-52 weeks	52+ weeks
Kent	83	169	502	1115	869
Ashford	8	16	42	71	55
Canterbury	10	12	41	117	82
Dartford	3	11	26	86	49
Dover	5	26	53	53	62
Gravesham	10	10	48	105	77
Maidstone	7	9	37	134	86
Sevenoaks	4	5	16	62	43
Shepway	8	11	45	76	60
Swale	9	24	75	137	104
Thanet	12	23	51	103	106
Tonbridge & Malling	2	9	33	82	75
Tunbridge Wells	5	13	35	89	70

Progress RPA - Participating	
% Age 16	% Age 17
91.80%	82.63%
91.55%	82.50%
92.53%	84.16%
90.72%	82.90%
92.51%	80.30%
91.66%	82.72%
91.45%	83.61%
93.31%	83.78%
91.58%	81.64%
89.79%	80.66%
91.98%	81.72%
91.77%	83.34%
93.34%	84.44%

Kent NEET % trends



Kent Not Known % trends



Education and Young People's Services Performance Management

NEET Monthly Report - Kent

16-18 year old cohort by Vulnerable Group	Jun-16	May-16	Apr-16	Mar-16	Feb-16	Jan-16	Dec-15	Nov-15	Oct-15	Sep-15	Aug-15	Jul-15	Jun-15
Children in Care (CIC)	1078	1067	1064	1073	1048	991	1150	1128	712	708	693	695	699
subset CIC resp. not known	0	0	0	0	0	0	5	5	4	4	4	5	
subset CIC KCC responsibility	860	866	860	865	840	782	881	858	440	438	446	446	
subset CIC OOC responsibility	199	201	203	208	208	209	264	265	268	266	243	244	
Caring for own child	336	314	300	287	276	260	239	214	188	175	406	399	389
Asylum seeker	551	536	526	523	492	456	452	433	47	19	40	40	40
Carer not own child	87	83	80	78	77	74	73	70	66	66	89	88	88
Substance Misuse	63	63	64	63	62	61	61	62	59	59	74	74	73
Care Leaver (CL)	208	207	192	190	187	185	18	18	17	17	87	87	85
subset CL resp. not known	1	1	1	1	1	1	1	1	1	1	0	0	
subset CL KCC responsibility	194	194	180	178	175	173	11	11	10	10	79	79	
subset CL OOC responsibility	12	12	11	11	11	11	6	6	6	6	8	8	
Supervised by YOT	183	180	178	180	176	132	130	108	239	239	241	241	243
Pregnancy	208	199	190	177	167	153	148	139	141	137	235	238	240
Parent not caring for own child	8	8	8	8	8	8	7	7	7	7	16	16	16
SEND (16-18 year olds)	2230	2230	2231	2208	2209	2220	2224	2224	2232	2232	2071	2078	2079
SEND (19+ year olds)	245	323	341	375	413	467	512	541	595	627	3867	3895	3895
Total 16-18 cohort with at least one vulnerable group	4020	3982	3941	3900	3846	3737	3675	3608	3275	3228	3487	3482	3479

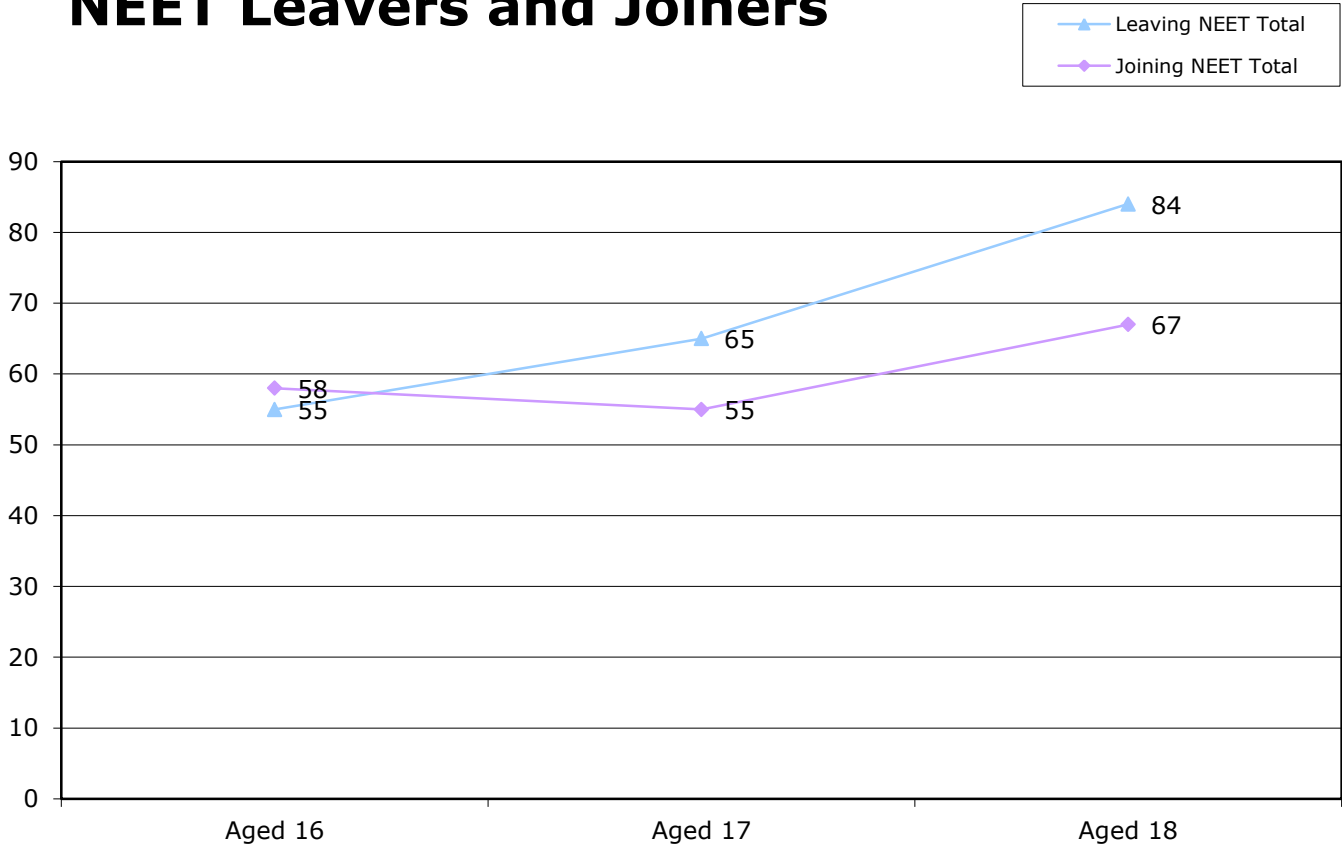
16-18 year old NEET by Vulnerable Group	Jun-16	May-16	Apr-16	Mar-16	Feb-16	Jan-16	Dec-15	Nov-15	Oct-15	Sep-15	Aug-15	Jul-15	Jun-15
Children in Care (CIC)	107	105	103	112	104	102	131	117	113	106	131	127	121
subset CIC resp. not known	0	0	0	0	0	0	3	3	3	3	3	4	
subset CIC KCC responsibility	84	86	83	91	84	84	106	98	92	88	103	98	
subset CIC OOC responsibility	19	19	20	21	20	18	22	16	18	15	25	25	
Caring for own child	256	243	230	220	211	196	180	154	131	124	292	290	281
Asylum seeker	4	3	4	6	4	2	4	3	7	3	4	4	4
Carer not own child	36	34	31	31	29	25	22	19	14	16	31	31	32
Substance Misuse	16	15	17	14	13	11	14	15	12	14	16	16	16
Care Leaver (CL)	65	65	59	48	46	43	8	9	8	9	41	40	38
subset CL resp. not known	0	0	4	0	0	0	0	0	0	1	0	0	
subset CL KCC responsibility	60	60	50	43	41	39	5	6	5	6	37	36	
subset CL OOC responsibility	5	5	5	5	5	4	3	3	3	2	4	4	
Supervised by YOT	69	70	72	73	65	50	47	38	82	89	91	91	87
Pregnancy	156	147	142	132	122	114	107	94	91	89	166	168	171
Parent not caring for own child	3	3	3	4	3	3	3	3	3	3	8	7	7
SEND (16-18 year olds)	282	272	264	265	261	244	206	186	163	173	221	212	194
SEND (19+ year olds)	20	27	37	43	49	65	74	79	84	91	841	857	849
Total 16-18 NEET with at least one vulnerable group	853	827	800	783	745	682	617	550	519	516	858	839	816

16-18 year old Not Knowns by Vulnerable Group	Jun-16	May-16	Apr-16	Mar-16	Feb-16	Jan-16	Dec-15	Nov-15	Oct-15	Sep-15	Aug-15	Jul-15	Jun-15
Children in Care (CIC)	32	25	16	21	22	33	171	209	299	460	360	311	121
subset CIC resp. not known	0	0	0	0	0	0	0	0	0	1	1	1	
subset CIC KCC responsibility	19	13	8	10	11	18	97	121	176	253	204	177	
subset CIC OOC responsibility	5	12	8	11	11	15	74	88	123	206	155	133	
Caring for own child	21	21	20	21	22	20	23	28	36	36	84	75	48
Asylum seeker	8	12	8	8	6	7	9	19	7	13	30	25	13
Carer not own child	11	9	8	8	8	11	13	16	19	37	40	38	15
Substance Misuse	6	7	7	7	7	10	12	15	18	30	35	32	19
Care Leaver (CL)	26	24	21	31	31	42	5	5	4	5	37	35	21
subset CL resp. not known	0	0	0	0	0	0	0	0	0	0	0	0	
subset CL KCC responsibility	19	19	17	27	27	37	3	3	3	3	34	32	
subset CL OOC responsibility	5	5	4	4	4	5	2	2	1	2	3	3	
Supervised by YOT	16	12	10	12	11	11	30	34	90	109	91	76	37
Pregnancy	17	19	19	17	18	17	21	27	33	37	50	45	25
Parent not caring for own child	2	2	2	2	2	2	3	2	2	3	6	7	3
SEND (16-18 year olds)	134	129	126	116	118	167	337	429	642	1333	1011	954	330
SEND (19+ year olds)	67	123	160	172	197	236	262	292	349	504	2912	2886	2700
Total 16-18 not known with at least one vulnerable group	236	225	211	217	221	283	522	657	976	1812	1531	1407	543

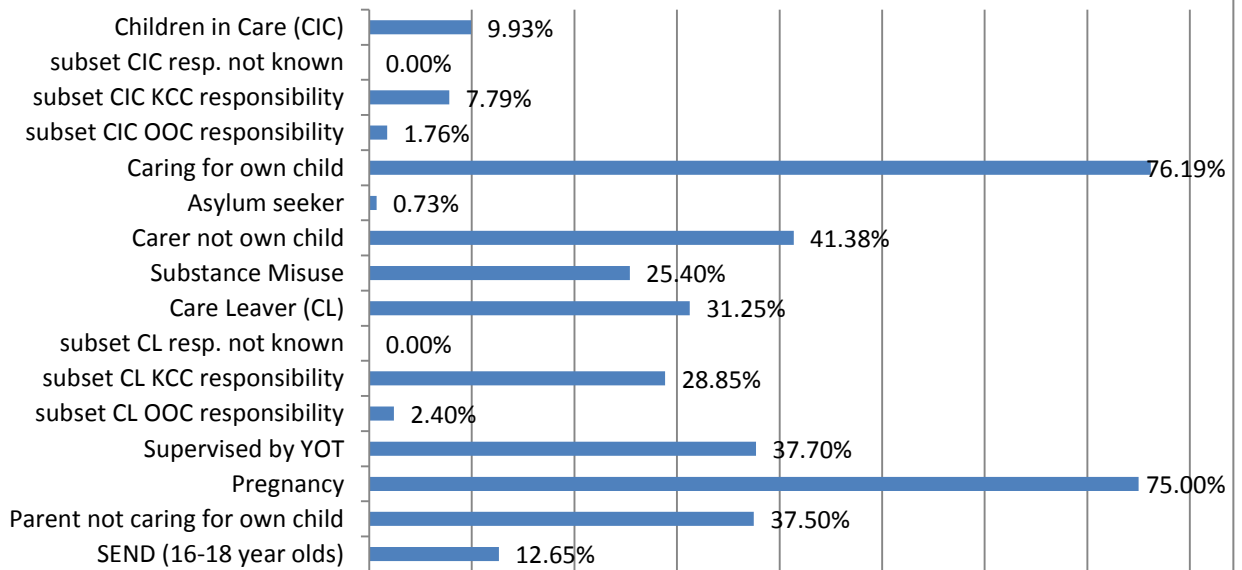
16-18 Year old NEET Leavers & Joiners	Aged 16	Aged 17	Aged 18	16-18 Total	Aged 19
Leaving NEET Total	55	65	84	204	124
Education	5	5	1	11	0
Employment	34	38	63	135	2
Government supported training	14	18	9	41	0
Re-engagement Provision	0	1	0	1	0
Transfer to another LA	1	2	2	5	0
Age reached where no active record required	0	0	0	0	121
Left England so no longer active record	0	0	0	0	0
Found to be a duplicate record	1	0	0	1	0
Deceased	0	0	0	0	0
Custodial Sentence	0	0	2	2	1
Cannot Be Contacted	0	0	0	0	0
Refused to disclose activity	0	0	1	1	0
Unknown Activity	0	0	2	2	0
Other Reason	0	1	4	5	0
Joining NEET Total	58	55	67	180	2
Education	29	7	6	42	1
Employment	8	32	39	79	1
Training	10	6	8	24	0
Re-engagement Provision	0	1	0	1	0
From other area	0	0	0	0	0
Other (inc custodial sentence)	11	9	14	34	0
Joiners>Leavers	-3	10	17	24	122

16-18 Year Old NEET Labour Market Summary	No	%
Available:		
Working not for reward	46	2.18%
Not yet ready for work or learning	129	6.11%
Start Date agreed (other)	23	1.09%
Start Date agreed (RPA compliant)	49	2.32%
Seeking EET	1865	88.30%
Available Total	2112	100%
Unavailable:		
Young carers	22	3.51%
Teenage parents	215	34.35%
Illness	271	43.29%
Pregnancy	108	17.25%
Religious grounds	0	0.00%
Unlikely to be economically active	10	1.60%
Other reason	0	0.00%
Unavailable Total	626	100%

NEET Leavers and Joiners



% of Vulnerable Cohorts who are NEET



Education and Young People's Services Performance Management

NEET Monthly Report - Ashford

16-18 year old cohort by Vulnerable Group	Jun-16	May-16	Apr-16	Mar-16	Feb-16	Jan-16	Dec-15	Nov-15	Oct-15	Sep-15	Aug-15	Jul-15	Jun-15
Children in Care	177	165	160	156	150	137	198	194	61	69	61	61	60
subset CIC resp. not known	0	0	0	0	0	0	0	0	0	0	0	0	
subset CIC KCC responsibility	151	151	145	141	135	122	175	171	38	41	37	37	
subset CIC OOC responsibility	14	14	15	15	15	15	23	23	23	28	24	24	
Caring for own child	21	20	19	19	19	19	18	14	12	11	29	28	28
Asylum seeker	146	135	131	125	118	104	142	137	16	2	4	4	4
Carer not own child	13	12	11	11	11	10	10	9	9	9	10	10	10
Substance Misuse	6	6	6	6	5	4	6	5	5	5	7	7	7
Care Leaver	20	19	19	19	19	18	2	2	1	1	6	6	6
subset CL resp. not known	0	0	0	0	0	0	0	0	0	0	0	0	
subset CL KCC responsibility	18	18	18	18	18	17	2	2	1	1	6	6	
subset CL OOC responsibility	1	1	1	1	1	1	0	0	0	0	0	0	
Supervised by YOT	7	6	6	6	6	6	6	6	10	10	13	13	13
Pregnancy	13	13	12	10	8	7	7	8	8	7	15	16	16
Parent not caring for own child	0	0	0	0	0	0	0	0	0	0	0	0	0
SEND (16-18 year olds)	165	166	168	167	170	173	174	177	177	189	154	154	154
SEND (19+ year olds)	22	32	33	34	38	39	41	42	44	44	316	319	319
Total 16-18 cohort with at least one vulnerable group	400	387	382	374	367	354	392	387	266	264	263	262	262

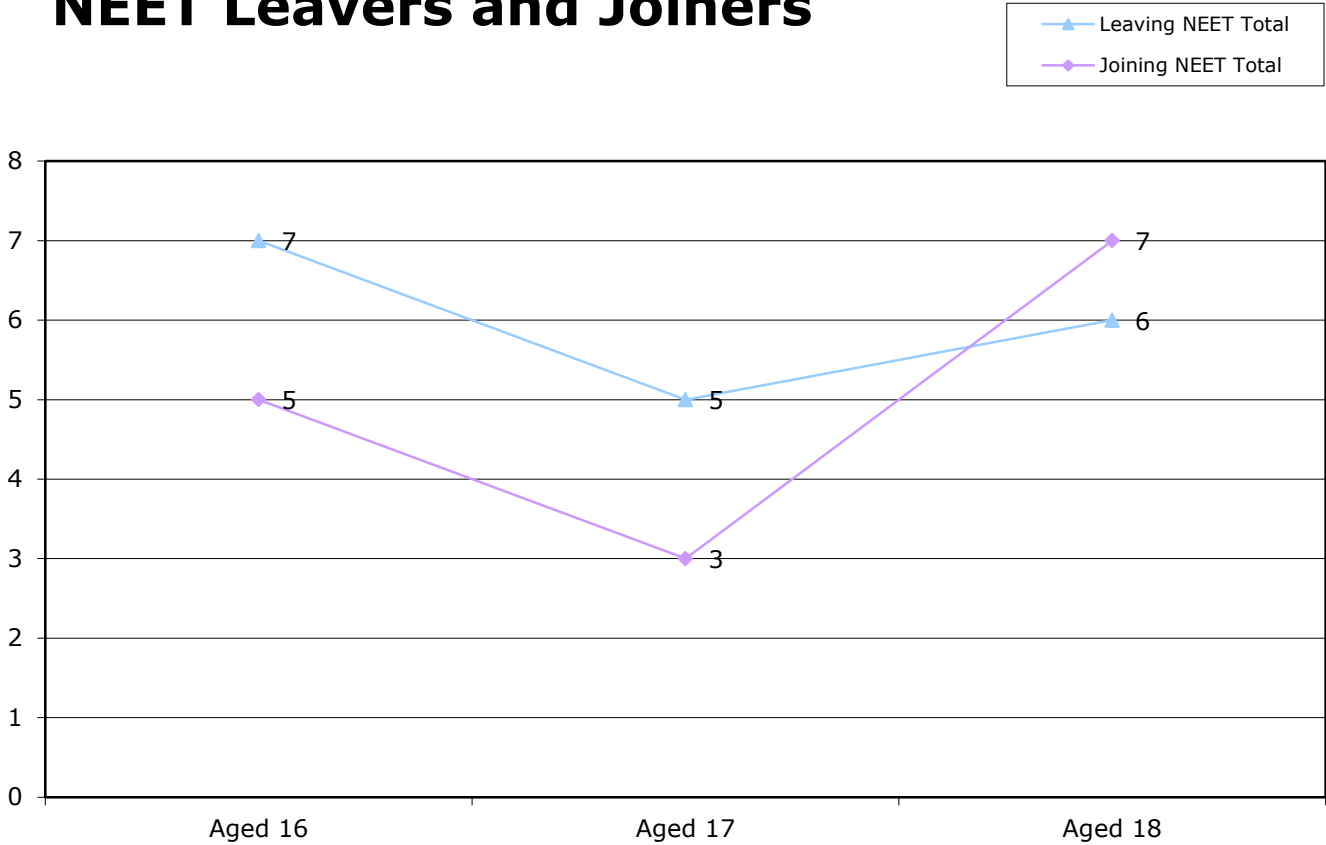
16-18 year old NEET by Vulnerable Group	Jun-16	May-16	Apr-16	Mar-16	Feb-16	Jan-16	Dec-15	Nov-15	Oct-15	Sep-15	Aug-15	Jul-15	Jun-15
Children in Care	9	9	7	9	8	9	15	13	12	13	14	12	13
subset CIC resp. not known	0	0	0	0	0	0	0	0	0	0	0	0	
subset CIC KCC responsibility	6	6	4	5	4	5	11	10	10	11	14	12	
subset CIC OOC responsibility	3	3	3	4	4	4	4	3	2	2	0	0	
Caring for own child	19	18	17	16	16	16	16	12	10	8	22	21	21
Asylum seeker	0	0	0	0	1	0	0	0	1	0	0	0	0
Carer not own child	4	3	2	3	3	2	2	1	1	2	1	1	1
Substance Misuse	4	4	3	3	2	1	3	2	3	3	4	4	4
Care Leaver	5	5	5	4	4	4	1	2	1	1	4	4	4
subset CL resp. not known	0	0	0	0	0	0	0	0	0	0	0	0	
subset CL KCC responsibility	5	5	5	4	4	4	1	2	1	1	4	4	
subset CL OOC responsibility	0	0	0	0	0	0	0	0	0	0	0	0	
Supervised by YOT	5	5	4	4	3	4	3	2	3	4	5	5	5
Pregnancy	11	11	11	9	6	6	5	6	6	5	9	10	11
Parent not caring for own child	0	0	0	0	0	0	0	0	0	0	0	0	0
SEND (16-18 year olds)	18	20	19	21	18	17	15	12	12	13	15	13	12
SEND (19+ year olds)	3	4	5	5	6	6	5	6	8	8	40	41	41
Total 16-18 NEET with at least one vulnerable group	64	64	60	60	53	51	47	42	41	40	59	56	57

16-18 year old Not Knowns by Vulnerable Group	Jun-16	May-16	Apr-16	Mar-16	Feb-16	Jan-16	Dec-15	Nov-15	Oct-15	Sep-15	Aug-15	Jul-15	Jun-15
Children in Care	1	2	1	1	1	2	15	24	26	43	33	31	15
subset CIC resp. not known	0	0	0	0	0	0	0	0	0	0	0	0	
subset CIC KCC responsibility	0	2	1	1	1	2	7	14	13	22	15	14	
subset CIC OOC responsibility	1	0	0	0	0	0	8	10	13	21	18	17	
Caring for own child	2	2	2	2	2	2	1	1	1	1	4	4	4
Asylum seeker	1	1	1	1	1	2	2	7	2	2	4	3	2
Carer not own child	1	1	1	1	1	1	2	2	2	5	6	6	3
Substance Misuse	0	0	0	0	0	0	0	0	0	2	1	1	1
Care Leaver	2	1	1	2	2	2	0	0	0	0	1	1	2
subset CL resp. not known	0	0	0	0	0	0	0	0	0	0	0	0	
subset CL KCC responsibility	0	0	0	1	1	1	0	0	0	0	1	1	
subset CL OOC responsibility	1	1	1	1	1	1	0	0	0	0	0	0	
Supervised by YOT	0	0	0	1	0	1	2	2	3	3	3	3	4
Pregnancy	1	1	1	1	1	1	2	2	2	2	5	5	4
Parent not caring for own child	0	0	0	0	0	0	0	0	0	0	0	0	0
SEND (16-18 year olds)	12	10	11	10	11	13	26	35	54	113	63	55	26
SEND (19+ year olds)	10	19	20	20	23	23	25	26	26	34	263	266	254
Total not known with at least one vulnerable group	18	16	17	18	18	22	43	58	77	147	104	94	51

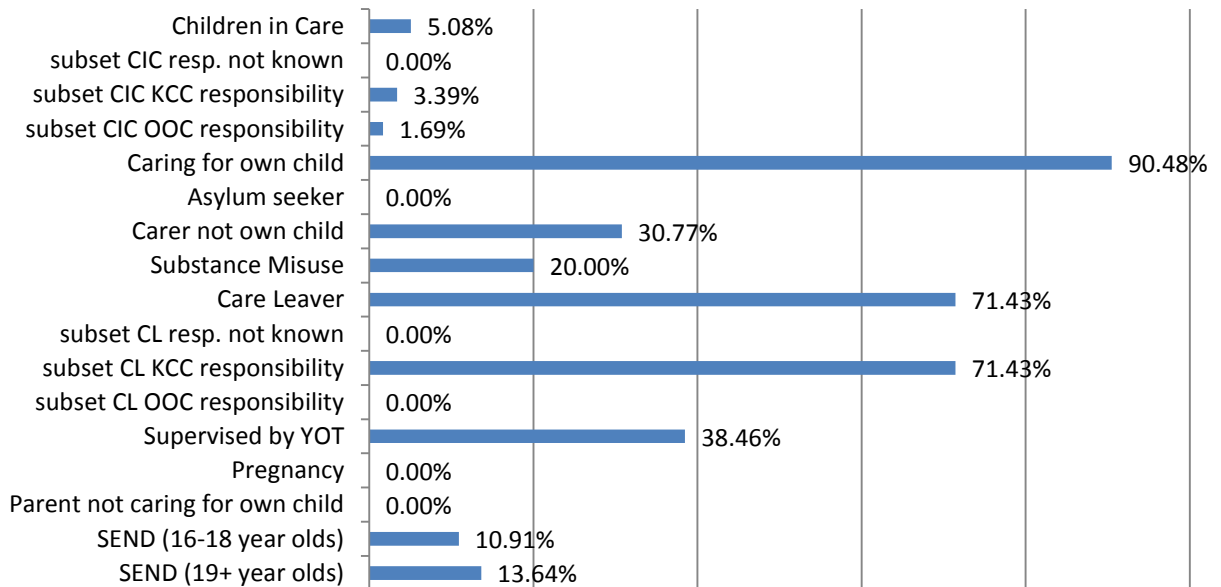
16-18 Year old NEET Leavers & Joiners	Aged 16	Aged 17	Aged 18	16-18 Total	Aged 19
Leaving NEET Total	7	5	6	18	12
Education	0	0	0	0	0
Employment	4	4	6	14	0
Government supported training	2	1	0	3	0
Re-engagement Provision	0	0	0	0	0
Transfer to another LA	1	0	0	1	0
Age reached where no active record required	0	0	0	0	12
Left England so no longer active record	0	0	0	0	0
Found to be a duplicate record	0	0	0	0	0
Deceased	0	0	0	0	0
Custodial Sentence	0	0	0	0	0
Cannot Be Contacted	0	0	0	0	0
Refused to disclose activity	0	0	0	0	0
Unknown Activity	0	0	0	0	0
Other Reason	0	0	0	0	0
Joining NEET Total	5	3	7	15	0
Education	5	0	2	7	0
Employment	0	2	3	5	0
Training	0	1	2	3	0
Re-engagement Provision	0	0	0	0	0
From other area	0	0	0	0	0
Other (inc custodial sentence)	0	0	0	0	0
Joiners>Leavers	2	2	-1	3	12

16-18 Year Old NEET Labour Market Summary	No	%
Available:		
Working not for reward	7	5.30%
Not yet ready for work or learning	14	10.61%
Start Date agreed (other)	1	0.76%
Start Date agreed (RPA compliant)	4	3.03%
Seeking EET	106	80.30%
Available Total	132	100%
Unavailable:		
Young carers	3	5.00%
Teenage parents	16	26.67%
Illness	31	51.67%
Pregnancy	9	15.00%
Religious grounds	0	0.00%
Unlikely to be economically active	1	1.67%
Other reason	0	0.00%
Unavailable Total	60	100%

NEET Leavers and Joiners



% of Vulnerable Cohorts who are NEET



Education and Young People's Services Performance Management

NEET Monthly Report - Canterbury

16-18 year old cohort by Vulnerable Group	Jun-16	May-16	Apr-16	Mar-16	Feb-16	Jan-16	Dec-15	Nov-15	Oct-15	Sep-15	Aug-15	Jul-15	Jun-15
Children in Care	185	188	190	189	184	174	180	176	85	80	85	85	85
subset CIC resp. not known	0	0	0	0	0	0	2	2	2	2	2	2	
subset CIC KCC responsibility	145	148	149	147	142	132	132	128	38	36	43	43	
subset CIC OOC responsibility	39	40	41	42	42	42	46	46	45	42	40	40	
Caring for own child	27	28	27	28	29	26	22	18	16	14	36	35	35
Asylum seeker	144	115	113	111	104	99	91	89	5	1	7	7	7
Carer not own child	7	7	6	7	7	7	6	6	6	6	4	4	4
Substance Misuse	9	9	9	9	9	9	9	9	9	9	9	9	9
Care Leaver	37	36	36	35	34	34	0	0	0	0	6	6	6
subset CL resp. not known	0	0	0	0	0	0	0	0	0	0	0	0	
subset CL KCC responsibility	35	35	35	34	33	33	0	0	0	0	6	6	
subset CL OOC responsibility	1	1	1	1	1	1	0	0	0	0	0	0	
Supervised by YOT	10	12	12	12	12	6	6	7	27	28	20	20	20
Pregnancy	22	22	22	22	17	17	17	16	15	14	24	24	24
Parent not caring for own child	0	0	0	0	0	0	0	0	0	0	0	0	0
SEND (16-18 year olds)	242	243	245	242	244	244	245	244	242	226	221	222	223
SEND (19+ year olds)	27	28	32	38	44	52	54	53	57	59	343	345	345
Total 16-18 cohort with at least one vulnerable group	497	501	501	497	488	472	440	434	357	332	357	356	357

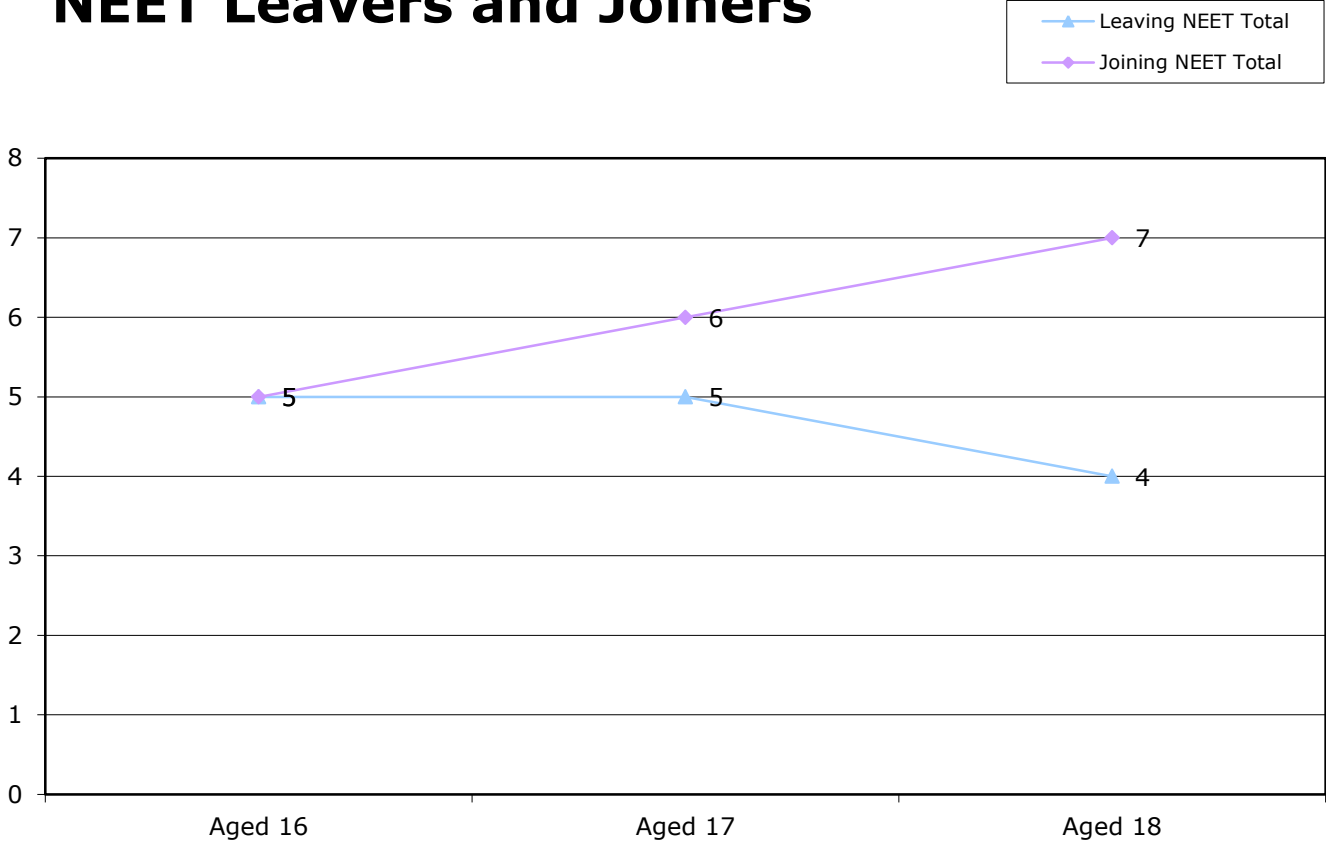
16-18 year old NEET by Vulnerable Group	Jun-16	May-16	Apr-16	Mar-16	Feb-16	Jan-16	Dec-15	Nov-15	Oct-15	Sep-15	Aug-15	Jul-15	Jun-15
Children in Care	15	15	19	20	22	22	18	12	13	11	14	14	14
subset CIC resp. not known	0	0	0	0	0	0	1	1	2	1	1	1	
subset CIC KCC responsibility	12	12	15	15	16	16	10	7	7	7	8	8	
subset CIC OOC responsibility	3	3	4	5	6	6	7	4	5	3	5	5	
Caring for own child	14	15	15	18	19	17	13	10	9	7	22	22	22
Asylum seeker	1	1	1	1	1	1	0	0	1	0	1	1	1
Carer not own child	2	2	2	3	2	2	1	1	0	0	0	0	0
Substance Misuse	0	0	1	1	1	1	1	1	1	1	2	2	2
Care Leaver	4	4	4	3	4	5	0	0	0	0	5	5	5
subset CL resp. not known	0	0	4	0	0	0	0	0	0	0	0	0	
subset CL KCC responsibility	4	4	0	3	3	4	0	0	0	0	5	5	
subset CL OOC responsibility	0	0		0	1	1	0	0	0	0	0	0	
Supervised by YOT	6	8	8	9	10	4	4	5	7	8	7	7	8
Pregnancy	17	17	17	17	13	15	15	14	14	12	19	19	19
Parent not caring for own child	0	0	0	0	0	0	0	0	0	0	0	0	0
SEND (16-18 year olds)	39	39	39	38	40	37	30	24	21	22	27	26	25
SEND (19+ year olds)	2	3	5	7	8	8	9	8	9	9	78	78	77
Total 16-18 NEET with at least one vulnerable group	87	89	92	96	96	89	68	58	56	51	82	80	80

16-18 year old Not Knowns by Vulnerable Group	Jun-16	May-16	Apr-16	Mar-16	Feb-16	Jan-16	Dec-15	Nov-15	Oct-15	Sep-15	Aug-15	Jul-15	Jun-15
Children in Care	5	3	1	2	3	3	18	21	30	55	47	44	12
subset CIC resp. not known	0	0	0	0	0	0	0	0	0	1	1	1	
subset CIC KCC responsibility	3	1	1	1	1	1	12	14	20	25	19	19	
subset CIC OOC responsibility	0	2	0	1	2	2	6	7	10	29	27	24	
Caring for own child	3	3	3	4	4	4	5	6	6	7	11	9	6
Asylum seeker	1	2	2	2	1	1	1	2	1	1	6	6	4
Carer not own child	2	2	2	2	2	2	3	3	4	5	2	2	0
Substance Misuse	2	3	2	1	1	1	1	2	2	5	4	4	2
Care Leaver	3	3	4	4	3	4	0	0	0	0	1	1	0
subset CL resp. not known	0	0	0	0	0	0	0	0	0	0	0	0	
subset CL KCC responsibility	3	3	4	4	3	4	0	0	0	0	1	1	
subset CL OOC responsibility	0	0	0	0	0	0	0	0	0	0	0	0	
Supervised by YOT	2	2	2	1	1	1	0	1	11	15	9	8	1
Pregnancy	1	1	1	1	1	1	1	1	1	2	3	3	2
Parent not caring for own child	0	0	0	0	0	0	0	0	0	0	0	0	0
SEND (16-18 year olds)	16	15	14	16	16	19	36	46	72	131	116	112	32
SEND (19+ year olds)	8	13	17	19	24	34	34	35	38	48	259	260	218
Total not known with at least one vulnerable group	33	30	27	30	29	33	56	71	111	193	170	160	52

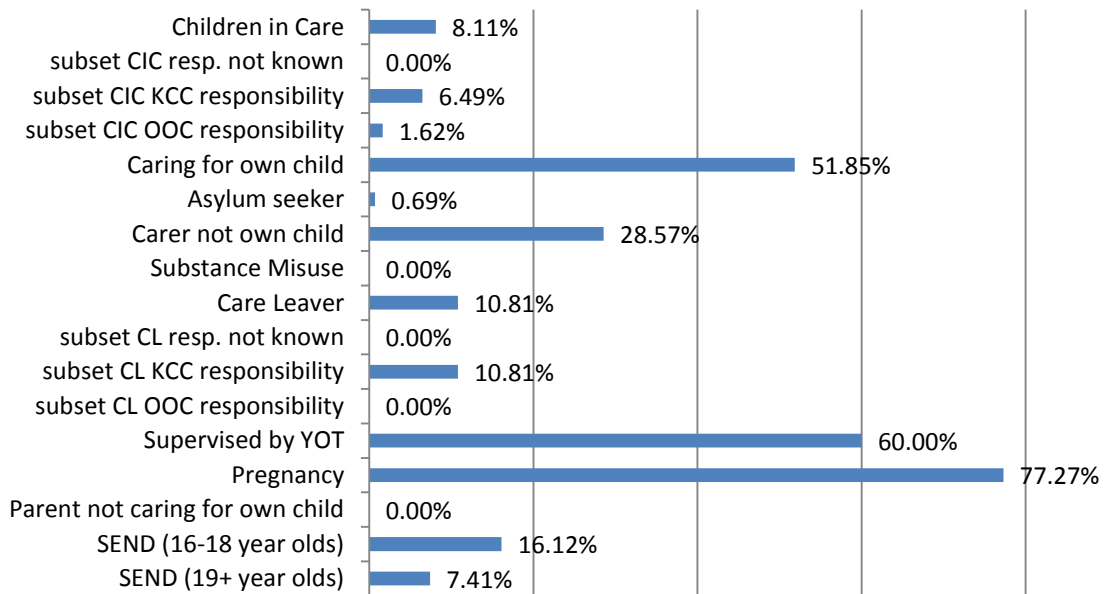
16-18 Year old NEET Leavers & Joiners	Aged 16	Aged 17	Aged 18	16-18 Total	Aged 19
Leaving NEET Total	5	5	4	14	8
Education	0	1	0	1	0
Employment	4	3	1	8	0
Government supported training	1	0	2	3	0
Re-engagement Provision	0	0	0	0	0
Transfer to another LA	0	0	0	0	0
Age reached where no active record required	0	0	0	0	8
Left England so no longer active record	0	0	0	0	0
Found to be a duplicate record	0	0	0	0	0
Deceased	0	0	0	0	0
Custodial Sentence	0	0	0	0	0
Cannot Be Contacted	0	0	0	0	0
Refused to disclose activity	0	0	0	0	0
Unknown Activity	0	0	1	1	0
Other Reason	0	1	0	1	0
Joining NEET Total	5	6	7	18	1
Education	2	0	0	2	0
Employment	1	5	6	12	1
Training	2	0	0	2	0
Re-engagement Provision	0	0	0	0	0
From other area	0	0	0	0	0
Other (inc custodial sentence)	0	1	1	2	0
Joiners>Leavers	0	-1	-3	-4	7

16-18 Year Old NEET Labour Market Summary	No	%
Available:		
Working not for reward	5	2.45%
Not yet ready for work or learning	15	7.35%
Start Date agreed (other)	2	0.98%
Start Date agreed (RPA compliant)	3	1.47%
Seeking EET	179	87.75%
Available Total	204	100%
Unavailable:		
Young carers	1	1.72%
Teenage parents	12	20.69%
Illness	30	51.72%
Pregnancy	12	20.69%
Religious grounds	0	0.00%
Unlikely to be economically active	3	5.17%
Other reason	0	0.00%
Unavailable Total	58	100%

NEET Leavers and Joiners



% of Vulnerable Cohorts who are NEET



Education and Young People's Services Performance Management

NEET Monthly Report - Dartford

16-18 year old cohort by Vulnerable Group	Jun-16	May-16	Apr-16	Mar-16	Feb-16	Jan-16	Dec-15	Nov-15	Oct-15	Sep-15	Aug-15	Jul-15	Jun-15
Children in Care	31	31	31	31	32	30	37	37	31	27	31	29	28
subset CIC resp. not known	0	0	0	0	0	0	1	1	1	1	1	1	
subset CIC KCC responsibility	22	22	22	22	23	22	25	25	19	16	19	17	
subset CIC OOC responsibility	9	9	9	9	9	8	11	11	11	10	11	11	
Caring for own child	17	15	14	14	13	13	14	10	6	4	16	16	14
Asylum seeker	10	10	10	11	10	9	3	3	0	0	1	1	1
Carer not own child	2	2	2	2	2	2	2	2	2	1	5	5	5
Substance Misuse	1	1	1	1	1	1	1	1	1	1	2	1	1
Care Leaver	13	13	12	12	11	11	0	0	0	0	2	2	2
subset CL resp. not known	0	0	0	0	0	0	0	0	0	0	0	0	
subset CL KCC responsibility	13	13	12	12	11	11	0	0	0	0	2	2	
subset CL OOC responsibility	0	0	0	0	0	0	0	0	0	0	0	0	
Supervised by YOT	8	8	8	8	8	7	6	6	11	10	11	10	9
Pregnancy	5	6	7	7	7	7	6	2	2	3	7	6	6
Parent not caring for own child	0	0	0	0	0	0	0	0	0	0	1	1	1
SEND (16-18 year olds)	117	119	119	112	113	112	112	111	112	120	114	114	113
SEND (19+ year olds)	10	15	18	23	24	27	30	34	36	37	248	248	248
Total 16-18 cohort with at least one vulnerable group	177	179	178	172	171	168	163	154	150	153	175	172	170

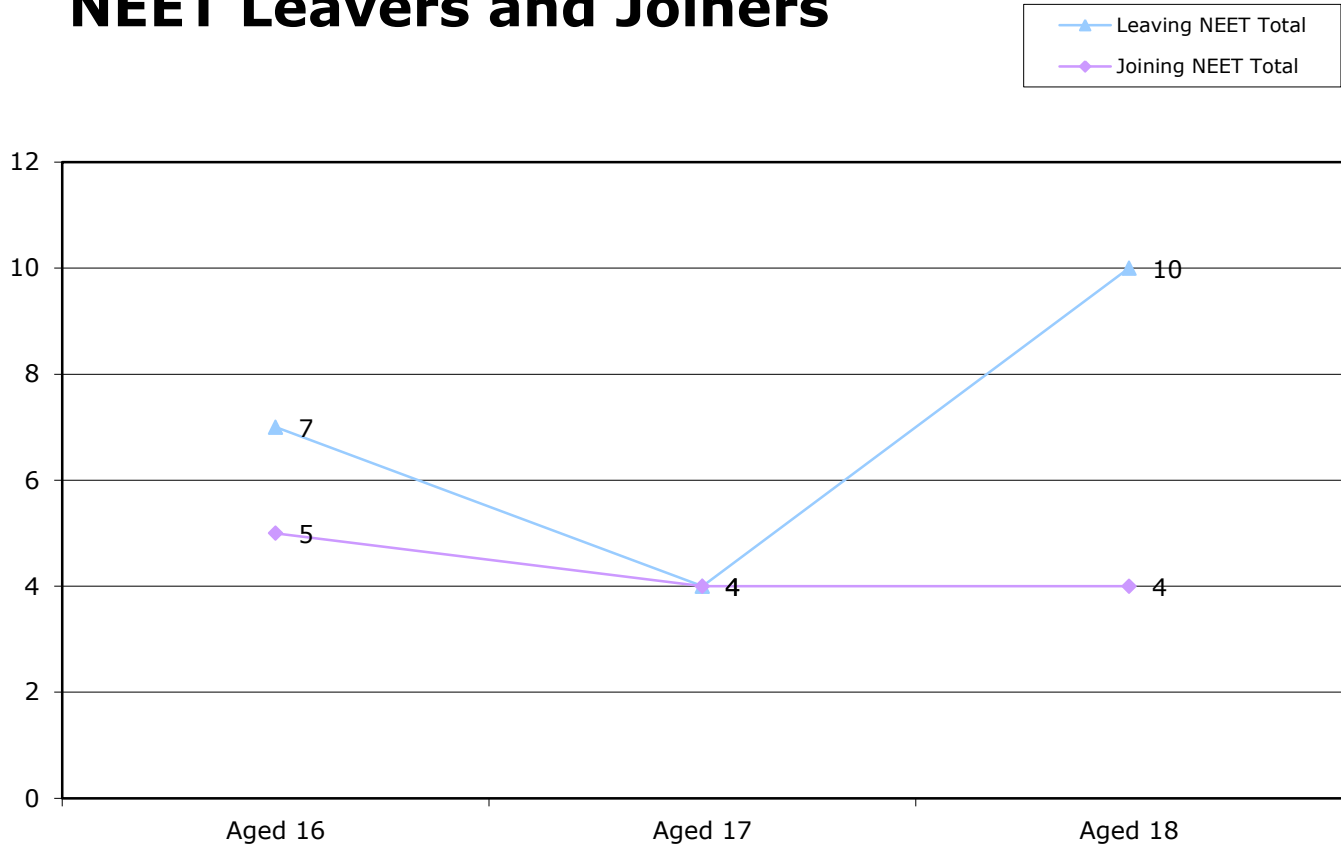
16-18 year old NEET by Vulnerable Group	Jun-16	May-16	Apr-16	Mar-16	Feb-16	Jan-16	Dec-15	Nov-15	Oct-15	Sep-15	Aug-15	Jul-15	Jun-15
Children in Care	7	6	5	4	4	2	6	7	8	7	10	8	6
subset CIC resp. not known	0	0	0	0	0	0	1	1	1	1	1	1	
subset CIC KCC responsibility	5	5	4	3	3	2	4	5	6	5	7	5	
subset CIC OOC responsibility	1	1	1	1	1	0	1	1	1	1	2	2	
Caring for own child	12	11	10	10	9	10	12	8	5	4	15	15	13
Asylum seeker	0	0	0	0	0	0	0	0	0	0	1	1	1
Carer not own child	0	1	1	1	1	0	0	0	0	0	1	1	1
Substance Misuse	1	1	1	0	0	0	0	0	0	0	0	0	0
Care Leaver	4	4	5	4	4	4	0	0	0	0	0	0	0
subset CL resp. not known	0	0	0	0	0	0	0	0	0	0	0	0	
subset CL KCC responsibility	4	4	5	4	4	4	0	0	0	0	0	0	
subset CL OOC responsibility	0	0	0	0	0	0	0	0	0	0	0	0	
Supervised by YOT	4	2	3	2	2	1	1	2	4	4	3	4	3
Pregnancy	4	5	5	5	5	5	5	1	1	2	4	3	3
Parent not caring for own child	0	0	0	0	0	0	0	0	0	0	1	1	1
SEND (16-18 year olds)	15	15	15	13	13	11	11	8	5	7	7	6	4
SEND (19+ year olds)	1	1	1	2	2	2	2	4	5	4	42	42	41
Total 16-18 NEET with at least one vulnerable group	40	41	36	35	31	33	23	20	20	35	32	28	27

16-18 year old Not Knowns by Vulnerable Group	Jun-16	May-16	Apr-16	Mar-16	Feb-16	Jan-16	Dec-15	Nov-15	Oct-15	Sep-15	Aug-15	Jul-15	Jun-15
Children in Care	0	0	0	1	2	3	8	9	13	16	14	12	8
subset CIC resp. not known	0	0	0	0	0	0	0	0	0	0	0	0	
subset CIC KCC responsibility	1	0	0	0	1	2	4	4	7	8	7	7	
subset CIC OOC responsibility	0	0	0	1	1	1	4	5	6	8	7	5	
Caring for own child	0	0	0	0	0	0	0	0	0	0	1	1	1
Asylum seeker	0	0	0	0	0	0	0	0	0	0	0	0	0
Carer not own child	1	0	0	0	0	1	1	1	1	1	3	3	2
Substance Misuse	0	0	0	1	1	1	1	0	0	0	1	1	1
Care Leaver	1	1	1	2	1	2	0	0	0	0	2	2	2
subset CL resp. not known	0	0	0	0	0	0	0	0	0	0	0	0	
subset CL KCC responsibility	1	1	1	2	1	2	0	0	0	0	2	2	
subset CL OOC responsibility	0	0	0	0	0	0	0	0	0	0	0	0	
Supervised by YOT	0	0	0	0	0	0	3	2	3	4	6	3	1
Pregnancy	1	1	1	1	1	1	1	1	1	1	3	3	1
Parent not caring for own child	0	0	0	0	0	0	0	0	0	0	0	0	0
SEND (16-18 year olds)	4	6	6	8	6	9	17	29	39	68	52	48	15
SEND (19+ year olds)	3	8	12	10	11	13	15	17	18	31	201	194	185
Total not known with at least one vulnerable group	7	8	8	12	10	14	26	38	52	84	78	70	28

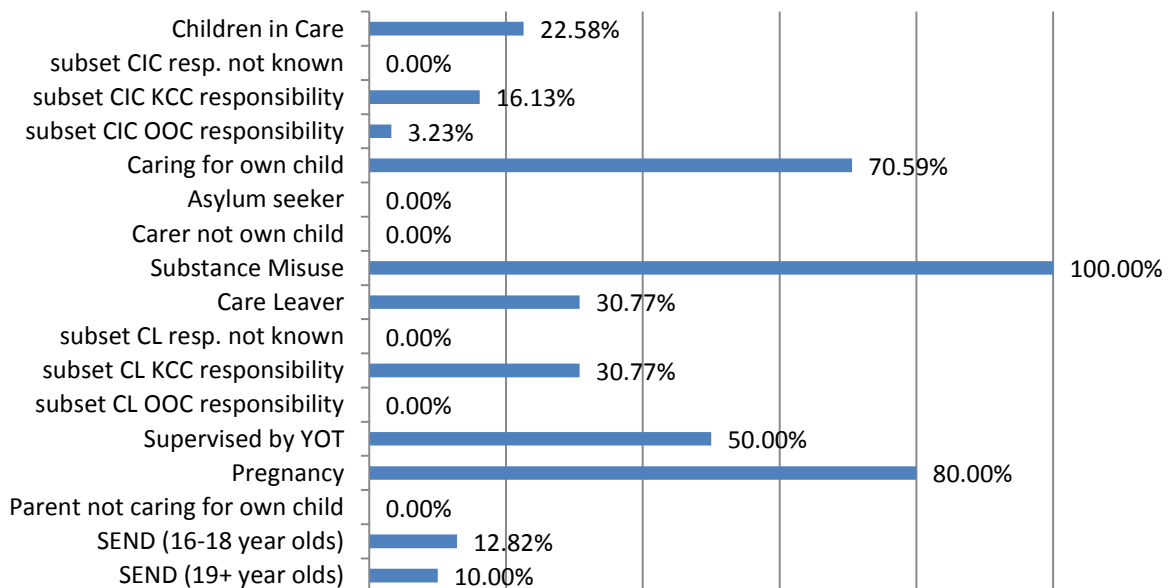
16-18 Year old NEET Leavers & Joiners	Aged 16	Aged 17	Aged 18	16-18 Total	Aged 19
Leaving NEET Total	7	4	10	21	5
Education	0	0	0	0	0
Employment	7	3	6	16	0
Government supported training	0	1	0	1	0
Re-engagement Provision	0	0	0	0	0
Transfer to another LA	0	0	1	1	0
Age reached where no active record required	0	0	0	0	5
Left England so no longer active record	0	0	0	0	0
Found to be a duplicate record	0	0	0	0	0
Deceased	0	0	0	0	0
Custodial Sentence	0	0	1	1	0
Cannot Be Contacted	0	0	0	0	0
Refused to disclose activity	0	0	0	0	0
Unknown Activity	0	0	0	0	0
Other Reason	0	0	2	2	0
Joining NEET Total	5	4	4	13	0
Education	1	1	0	2	0
Employment	2	1	3	6	0
Training	0	1	0	1	0
Re-engagement Provision	0	0	0	0	0
From other area	0	0	0	0	0
Other (inc custodial sentence)	2	1	1	4	0
Joiners>Leavers	2	0	6	8	5

16-18 Year Old NEET Labour Market Summary	No	%
Available:		
Working not for reward	1	0.69%
Not yet ready for work or learning	4	2.76%
Start Date agreed (other)	1	0.69%
Start Date agreed (RPA compliant)	6	4.14%
Seeking EET	133	91.72%
Available Total	145	100%
Unavailable:		
Young carers	0	0.00%
Teenage parents	11	36.67%
Illness	15	50.00%
Pregnancy	3	10.00%
Religious grounds	0	0.00%
Unlikely to be economically active	1	3.33%
Other reason	0	0.00%
Unavailable Total	30	100%

NEET Leavers and Joiners



% of Vulnerable Cohorts who are NEET



Education and Young People's Services Performance Management

NEET Monthly Report - Dover

16-18 year old cohort by Vulnerable Group	Jun-16	May-16	Apr-16	Mar-16	Feb-16	Jan-16	Dec-15	Nov-15	Oct-15	Sep-15	Aug-15	Jul-15	Jun-15
Children in Care	60	59	59	60	60	55	58	61	55	60	55	55	55
subset CIC resp. not known	0	0	0	0	0	0	0	0	0	0	0	0	
subset CIC KCC responsibility	52	51	51	52	52	47	46	49	40	44	40	40	
subset CIC OOC responsibility	8	8	8	8	8	8	12	12	15	16	15	15	
Caring for own child	33	32	30	28	26	24	24	18	17	16	43	42	41
Asylum seeker	21	21	22	23	22	20	10	10	3	2	4	4	4
Carer not own child	10	9	8	6	6	6	6	6	6	6	6	6	6
Substance Misuse	12	12	13	13	13	14	14	14	13	13	16	16	16
Care Leaver	8	8	7	8	7	7	1	1	1	1	10	9	9
subset CL resp. not known	0	0	0	0	0	0	0	0	0	0	0	0	
subset CL KCC responsibility	8	8	7	8	7	7	1	1	1	1	10	9	
subset CL OOC responsibility	0	0	0	0	0	0	0	0	0	0	0	0	
Supervised by YOT	21	22	23	23	21	22	15	16	30	30	27	28	28
Pregnancy	26	23	23	22	22	19	19	19	16	16	21	21	22
Parent not caring for own child	1	1	1	1	1	1	1	1	1	1	2	2	2
SEND (16-18 year olds)	170	170	169	171	170	174	178	180	190	193	173	175	175
SEND (19+ year olds)	23	27	30	30	37	41	48	52	60	63	341	341	341
Total 16-18 cohort with at least one vulnerable group	316	312	308	306	302	297	286	284	288	290	310	309	309

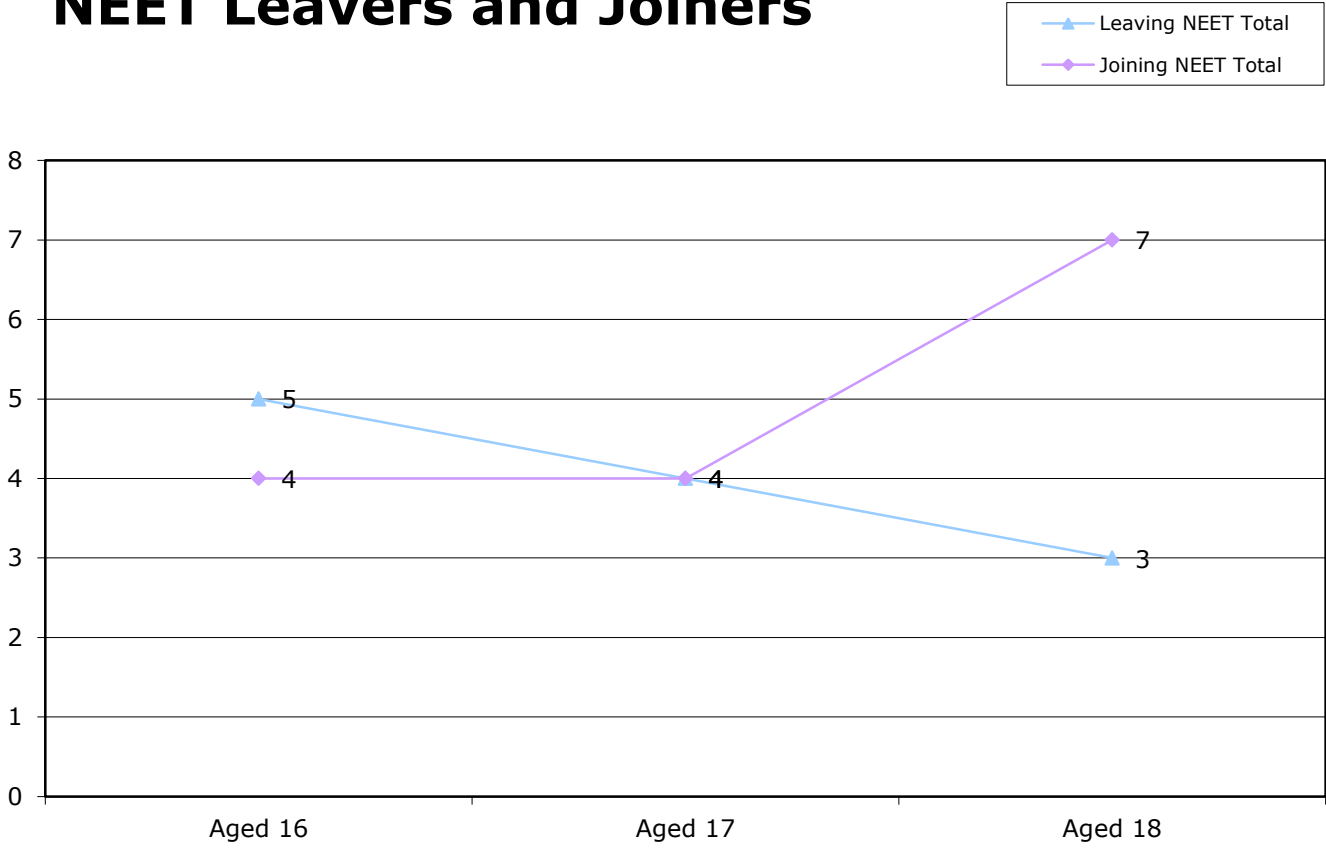
16-18 year old NEET by Vulnerable Group	Jun-16	Apr-16	Mar-16	Feb-16	Jan-16	Dec-15	Nov-15	Oct-15	Sep-15	Aug-15	Jul-15	Jun-15	May-15
Children in Care	10	7	7	6	6	13	10	9	8	14	12	11	10
subset CIC resp. not known	0	0	0	0	0	0	0	0	0	0	0		
subset CIC KCC responsibility	8	6	6	5	5	12	10	9	8	12	10		
subset CIC OOC responsibility	2	1	1	1	1	1	0	0	0	2	2		
Caring for own child	25	23	20	18	17	17	11	11	11	26	25	24	23
Asylum seeker	0	1	2	1	0	1	0	0	0	0	0	0	0
Carer not own child	5	3	1	1	1	1	1	2	2	2	2	2	2
Substance Misuse	0	1	0	1	1	3	2	2	1	2	2	3	3
Care Leaver	1	2	2	2	1	0	0	0	0	7	6	6	7
subset CL resp. not known	0	0	0	0	0	0	0	0	0	0	0		
subset CL KCC responsibility	1	2	2	2	1	0	0	0	0	7	6		
subset CL OOC responsibility	0	0	0	0	0	0	0	0	0	0	0		
Supervised by YOT	7	10	9	7	8	5	5	7	9	11	10	9	10
Pregnancy	22	19	19	19	16	17	16	12	12	17	16	17	17
Parent not caring for own child	1	1	1	1	1	1	1	1	1	2	1	1	1
SEND (16-18 year olds)	22	18	21	17	15	15	15	13	14	20	17	17	18
SEND (19+ year olds)	2	2	2	3	3	5	5	7	9	96	96	96	95
Total 16-18 NEET with at least one vulnerable group	81	71	68	62	56	60	51	46	47	83	75	75	76

16-18 year old Not Knowns by Vulnerable Group	Jun-16	May-16	Apr-16	Mar-16	Feb-16	Jan-16	Dec-15	Nov-15	Oct-15	Sep-15	Aug-15	Jul-15	Jun-15
Children in Care	3	2	2	2	1	3	13	17	29	41	25	17	6
subset CIC resp. not known	0	0	0	0	0	0	0	0	0	0	0	0	
subset CIC KCC responsibility	3	2	2	2	1	3	9	12	19	27	16	11	
subset CIC OOC responsibility	0	0	0	0	0	0	4	5	10	14	9	6	
Caring for own child	3	3	3	3	3	3	3	3	4	4	15	12	7
Asylum seeker	3	3	3	3	1	1	1	2	2	2	4	3	3
Carer not own child	1	1	1	1	1	1	1	2	2	2	4	4	3
Substance Misuse	1	1	1	1	1	2	2	3	5	8	8	6	3
Care Leaver	3	3	3	4	3	3	0	0	0	0	3	3	2
subset CL resp. not known	0	0	0	0	0	0	0	0	0	0	0	0	
subset CL KCC responsibility	3	3	3	4	3	3	0	0	0	0	3	3	
subset CL OOC responsibility	0	0	0	0	0	0	0	0	0	0	0	0	
Supervised by YOT	4	3	2	2	2	2	3	4	13	15	9	7	3
Pregnancy	3	2	2	1	1	1	1	2	2	3	3	4	4
Parent not caring for own child	0	0	0	0	0	0	0	0	0	0	0	1	0
SEND (16-18 year olds)	7	8	8	8	9	15	30	37	63	130	97	92	32
SEND (19+ year olds)	7	13	21	21	25	28	33	37	41	51	234	231	220
Total not known with at least one vulnerable group	21	20	20	20	19	25	44	57	93	173	148	132	55

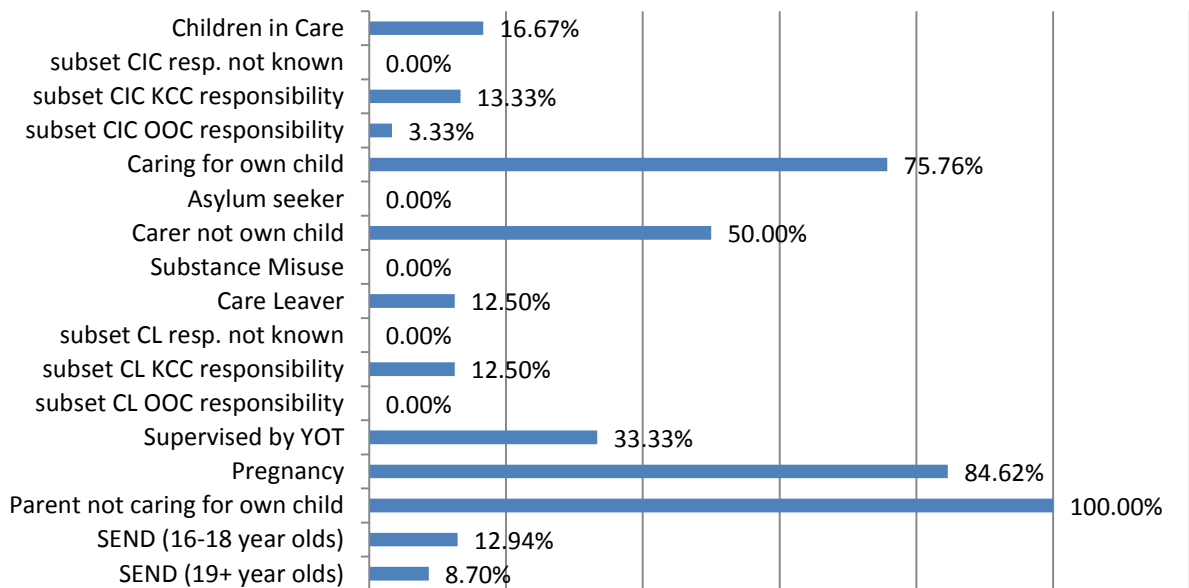
16-18 Year old NEET Leavers & Joiners	Aged 16	Aged 17	Aged 18	16-18 Total	Aged 19
Leaving NEET Total	5	4	3	12	18
Education	1	0	0	1	0
Employment	3	3	1	7	0
Government supported training	1	1	1	3	0
Re-engagement Provision	0	0	0	0	0
Transfer to another LA	0	0	0	0	0
Age reached where no active record required	0	0	0	0	18
Left England so no longer active record	0	0	0	0	0
Found to be a duplicate record	0	0	0	0	0
Deceased	0	0	0	0	0
Custodial Sentence	0	0	1	1	0
Cannot Be Contacted	0	0	0	0	0
Refused to disclose activity	0	0	0	0	0
Unknown Activity	0	0	0	0	0
Other Reason	0	0	0	0	0
Joining NEET Total	4	4	7	15	0
Education	2	0	2	4	0
Employment	1	4	3	8	0
Training	1	0	1	2	0
Re-engagement Provision	0	0	0	0	0
From other area	0	0	0	0	0
Other (inc custodial sentence)	0	0	1	1	0
Joiners>Leavers	1	0	-4	-3	18

16-18 Year Old NEET Labour Market Summary	No	%
Available:		
Working not for reward	3	2.05%
Not yet ready for work or learning	20	13.70%
Start Date agreed (other)	1	0.68%
Start Date agreed (RPA compliant)	5	3.42%
Seeking EET	117	80.14%
Available Total	146	100%
Unavailable:		
Young carers	4	7.55%
Teenage parents	22	41.51%
Illness	13	24.53%
Pregnancy	14	26.42%
Religious grounds	0	0.00%
Unlikely to be economically active	0	0.00%
Other reason	0	0.00%
Unavailable Total	53	100%

NEET Leavers and Joiners



% of Vulnerable Cohorts who are NEET



Education and Young People's Services Performance Management

NEET Monthly Report - Gravesham

16-18 year old cohort by Vulnerable Group	Jun-16	May-16	Apr-16	Mar-16	Feb-16	Jan-16	Dec-15	Nov-15	Oct-15	Sep-15	Aug-15	Jul-15	Jun-15
Children in Care	89	91	91	94	88	85	94	92	52	48	40	42	45
subset CIC resp. not known	0	0	0	0	0	0	1	1	1	1	1	1	
subset CIC KCC responsibility	75	77	77	80	74	71	75	73	35	34	25	27	
subset CIC OOC responsibility	14	14	14	14	14	14	18	18	16	13	14	14	
Caring for own child	35	31	31	30	29	27	23	22	18	17	27	24	22
Asylum seeker	55	55	54	56	51	47	36	36	3	3	4	4	4
Carer not own child	5	5	5	5	5	5	5	4	4	5	7	7	7
Substance Misuse	3	3	3	3	3	3	3	3	3	3	3	4	4
Care Leaver	18	18	17	17	16	16	1	1	1	1	6	6	6
subset CL resp. not known	0	0	0	0	0	0	0	0	0	0	0	0	
subset CL KCC responsibility	17	17	17	17	16	16	1	1	1	1	6	6	
subset CL OOC responsibility	1	1	0	0	0	0	0	0	0	0	0	0	
Supervised by YOT	16	15	15	15	14	5	6	5	17	17	20	21	24
Pregnancy	13	15	14	14	12	12	12	13	16	16	27	31	31
Parent not caring for own child	0	0	0	0	0	0	0	0	0	0	1	1	1
SEND (16-18 year olds)	166	164	164	164	163	166	166	165	165	156	153	153	155
SEND (19+ year olds)	21	27	27	29	32	34	39	41	42	43	296	297	297
Total 16-18 cohort with at least one vulnerable group	315	313	311	313	303	294	283	279	248	237	255	257	259

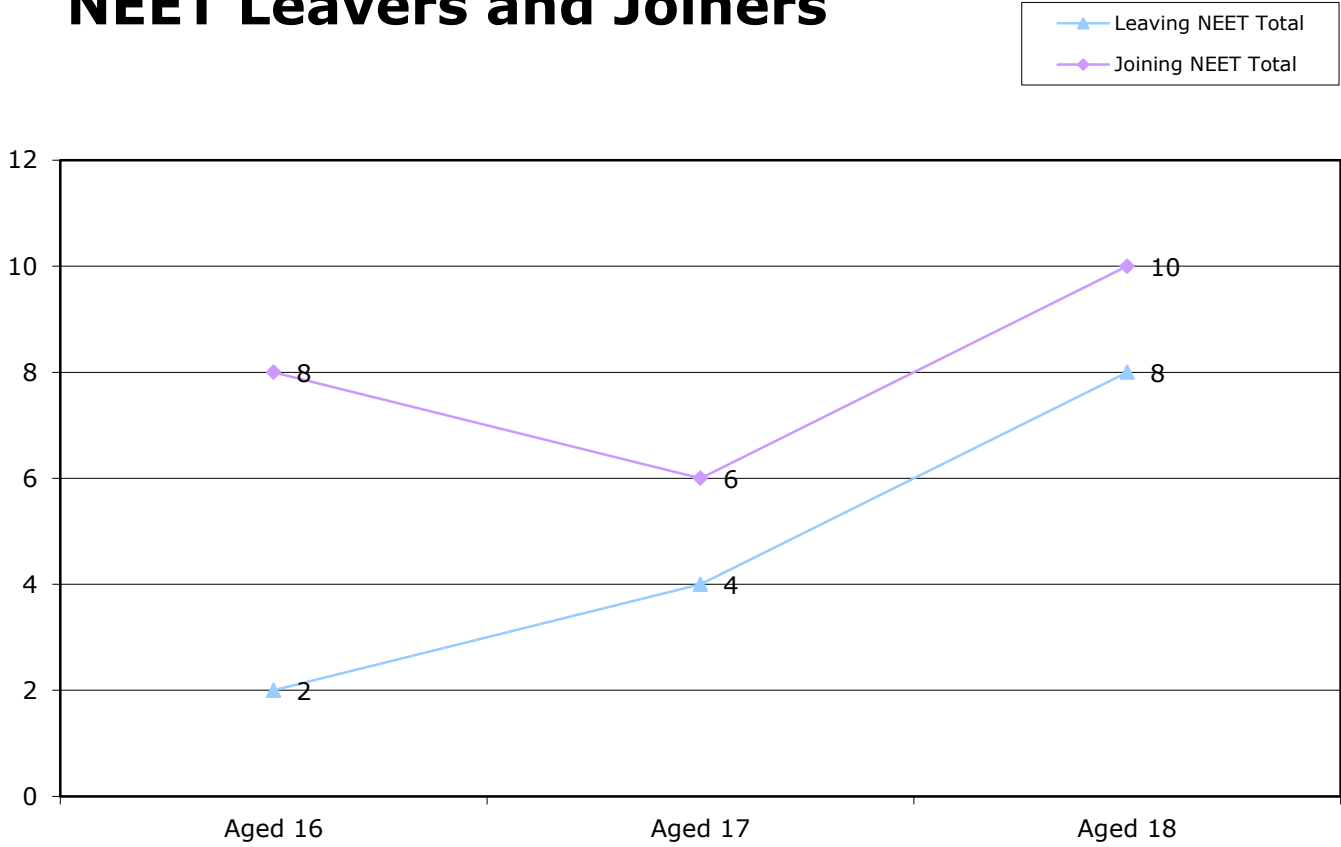
16-18 year old NEET by Vulnerable Group	Jun-16	May-16	Apr-16	Mar-16	Feb-16	Jan-16	Dec-15	Nov-15	Oct-15	Sep-15	Aug-15	Jul-15	Jun-15
Children in Care	9	6	9	11	10	11	20	17	16	13	15	14	14
subset CIC resp. not known	0	0	0	0	0	0	1	1	1	1	1	1	
subset CIC KCC responsibility	3	4	6	8	8	9	17	14	13	11	10	9	
subset CIC OOC responsibility	2	2	1	3	2	2	2	2	2	1	4	4	
Caring for own child	28	24	23	22	23	21	17	17	13	13	20	19	17
Asylum seeker	1	1	1	1	1	1	1	1	2	2	1	1	1
Carer not own child	2	2	2	2	2	2	2	1	1	1	3	3	2
Substance Misuse	1	1	1	1	1	1	1	1	1	1	2	2	2
Care Leaver	8	8	8	8	6	6	0	0	0	0	1	1	1
subset CL resp. not known	0	0	0	0	0	0	0	0	0	0	0	0	
subset CL KCC responsibility	8	8	8	8	6	6	0	0	0	0	1	1	
subset CL OOC responsibility	0	0	0	0	0	0	0	0	0	0	0	0	
Supervised by YOT	8	7	8	8	6	2	3	2	9	9	9	11	13
Pregnancy	7	9	7	7	5	5	5	5	6	6	16	20	20
Parent not caring for own child	0	0	0	0	0	0	0	0	0	0	1	1	1
SEND (16-18 year olds)	26	22	23	21	22	25	21	21	19	16	22	20	19
SEND (19+ year olds)	4	6	6	6	7	8	9	9	8	8	64	65	65
Total 16-18 NEET with at least one vulnerable group	73	66	67	67	63	61	58	54	55	50	76	78	76

16-18 year old Not Knowns by Vulnerable Group	Jun-16	May-16	Apr-16	Mar-16	Feb-16	Jan-16	Dec-15	Nov-15	Oct-15	Sep-15	Aug-15	Jul-15	Jun-15
Children in Care	5	4	1	1	1	2	8	10	15	26	16	16	8
subset CIC resp. not known	0	0	0	0	0	0	0	0	0	0	0	0	
subset CIC KCC responsibility	0	4	1	1	1	2	3	4	9	15	8	9	
subset CIC OOC responsibility	1	0	0	0	0	0	5	6	6	11	8	7	
Caring for own child	4	3	3	3	3	2	2	2	2	2	5	5	3
Asylum seeker	2	2	0	0	0	0	0	0	0	1	3	2	1
Carer not own child	1	1	1	1	1	1	1	2	2	3	3	3	1
Substance Misuse	0	0	0	0	0	0	0	1	1	1	1	2	1
Care Leaver	1	1	0	0	1	1	1	1	1	1	5	5	3
subset CL resp. not known	0	0	0	0	0	0	0	0	0	0	0	0	
subset CL KCC responsibility	0	0	0	0	1	1	1	1	1	1	5	5	
subset CL OOC responsibility	1	1	0	0	0	0	0	0	0	0	0	0	
Supervised by YOT	1	1	1	0	0	0	2	2	5	4	6	8	6
Pregnancy	3	4	5	4	4	3	4	5	6	8	7	8	1
Parent not caring for own child	0	0	0	0	0	0	0	0	0	0	0	0	0
SEND (16-18 year olds)	9	10	10	7	9	10	30	38	47	77	63	63	19
SEND (19+ year olds)	7	10	11	10	12	14	19	23	26	35	221	219	213
Total not known with at least one vulnerable group	21	22	19	15	17	17	43	55	69	108	94	97	34

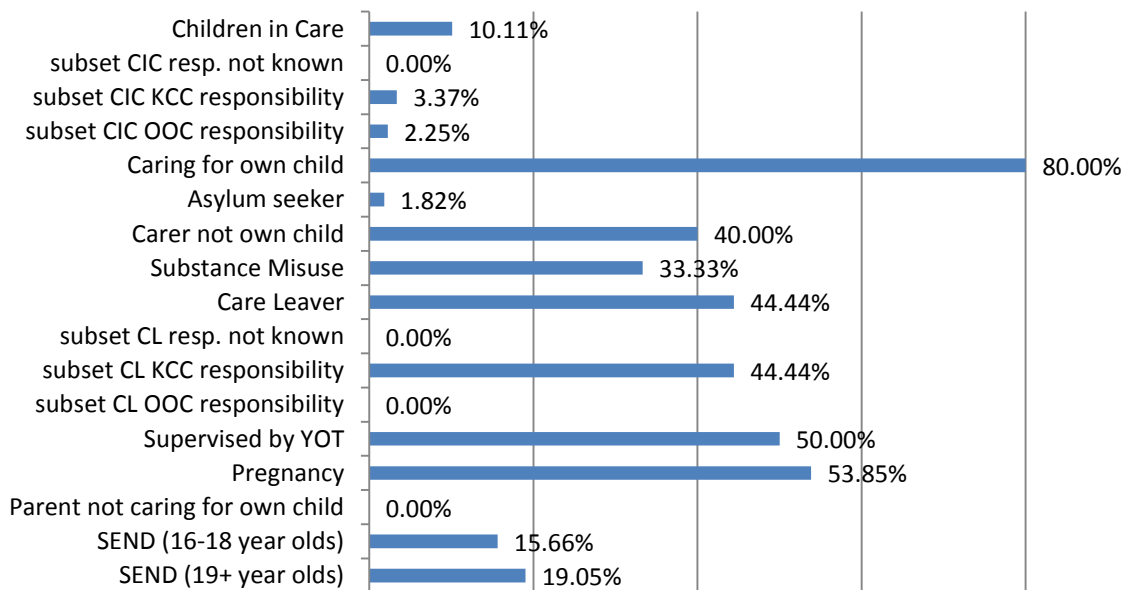
16-18 Year old NEET Leavers & Joiners	Aged 16	Aged 17	Aged 18	16-18 Total	Aged 19
Leaving NEET Total	2	4	8	14	5
Education	0	2	0	2	0
Employment	0	1	6	7	0
Government supported training	2	1	1	4	0
Re-engagement Provision	0	0	0	0	0
Transfer to another LA	0	0	0	0	0
Age reached where no active record required	0	0	0	0	5
Left England so no longer active record	0	0	0	0	0
Found to be a duplicate record	0	0	0	0	0
Deceased	0	0	0	0	0
Custodial Sentence	0	0	0	0	0
Cannot Be Contacted	0	0	0	0	0
Refused to disclose activity	0	0	1	1	0
Unknown Activity	0	0	0	0	0
Other Reason	0	0	0	0	0
Joining NEET Total	8	6	10	24	0
Education	3	2	0	5	0
Employment	1	1	6	8	0
Training	2	3	2	7	0
Re-engagement Provision	0	0	0	0	0
From other area	0	0	0	0	0
Other (inc custodial sentence)	2	0	2	4	0
Joiners>Leavers	-6	-2	-2	-10	5

16-18 Year Old NEET Labour Market Summary	No	%
Available:		
Working not for reward	6	2.97%
Not yet ready for work or learning	10	4.95%
Start Date agreed (other)	2	0.99%
Start Date agreed (RPA compliant)	2	0.99%
Seeking EET	182	90.10%
Available Total	202	100%
Unavailable:		
Young carers	2	4.17%
Teenage parents	22	45.83%
Illness	20	41.67%
Pregnancy	4	8.33%
Religious grounds	0	0.00%
Unlikely to be economically active	0	0.00%
Other reason	0	0.00%
Unavailable Total	48	100%

NEET Leavers and Joiners



% of Vulnerable Cohorts who are NEET



Education and Young People's Services Performance Management

NEET Monthly Report - Maidstone

16-18 year old cohort by Vulnerable Group	Jun-16	May-16	Apr-16	Mar-16	Feb-16	Jan-16	Dec-15	Nov-15	Oct-15	Sep-15	Aug-15	Jul-15	Jun-15
Children in Care	63	61	62	66	63	60	71	69	39	38	43	41	39
subset CIC resp. not known	0	0	0	0	0	0	0	0	0	0	0	0	
subset CIC KCC responsibility	57	55	56	60	57	54	62	60	30	31	35	33	
subset CIC OOC responsibility	6	6	6	6	6	6	9	9	9	7	8	8	
Caring for own child	28	24	23	22	22	22	19	18	14	12	35	35	35
Asylum seeker	37	38	38	39	37	36	33	32	3	2	4	4	4
Carer not own child	4	4	4	4	4	4	4	4	4	4	7	7	7
Substance Misuse	10	9	9	8	8	7	5	7	5	5	7	7	6
Care Leaver	16	16	16	15	15	14	2	2	2	2	8	8	7
subset CL resp. not known	0	0	0	0	0	0	0	0	0	0	0	0	
subset CL KCC responsibility	15	15	15	14	14	13	1	1	1	1	6	6	
subset CL OOC responsibility	1	1	1	1	1	1	1	1	1	1	2	2	
Supervised by YOT	11	10	11	14	17	18	18	9	15	16	14	14	14
Pregnancy	20	20	15	13	12	9	9	9	10	9	17	17	17
Parent not caring for own child	0	0	0	0	0	0	0	0	0	0	1	1	1
SEND (16-18 year olds)	219	220	220	216	214	214	214	214	216	217	208	208	208
SEND (19+ year olds)	30	39	41	44	47	52	56	56	67	72	430	436	436
Total 16-18 cohort with at least one vulnerable group	347	342	338	336	330	323	318	311	282	280	314	312	309

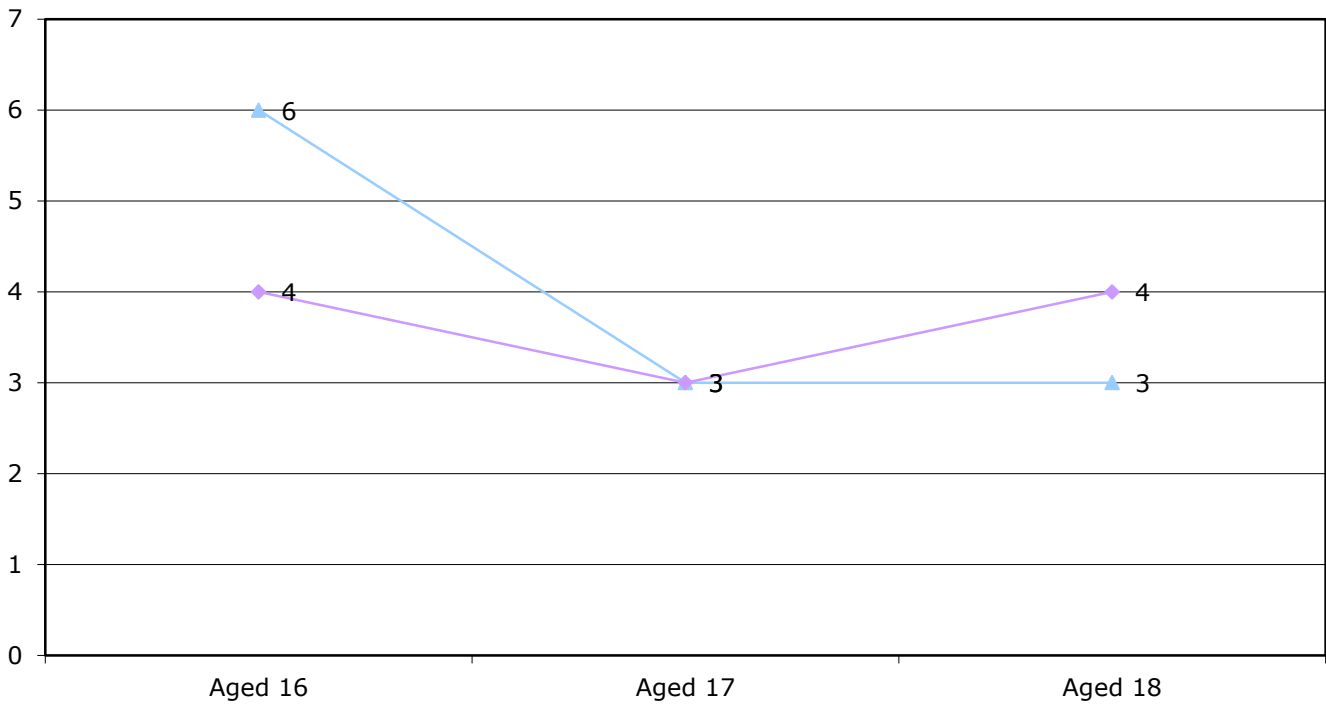
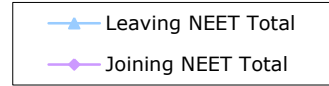
16-18 year old NEET by Vulnerable Group	Jun-16	May-16	Apr-16	Mar-16	Feb-16	Jan-16	Dec-15	Nov-15	Oct-15	Sep-15	Aug-15	Jul-15	Jun-15
Children in Care	6	4	6	8	7	9	12	9	8	9	10	11	9
subset CIC resp. not known	0	0	0	0	0	0	0	0	0	0	0	0	
subset CIC KCC responsibility	5	4	6	8	7	9	12	9	8	9	9	10	
subset CIC OOC responsibility	0	0	0	0	0	0	0	0	0	0	1	1	
Caring for own child	24	21	20	19	19	18	16	15	11	9	26	26	26
Asylum seeker	0	0	0	0	0	0	0	0	0	0	0	0	0
Carer not own child	3	3	3	3	3	3	3	3	2	2	4	4	4
Substance Misuse	7	5	6	5	4	4	2	4	0	2	0	0	0
Care Leaver	3	2	2	1	1	2	1	1	1	1	4	4	3
subset CL resp. not known	0	0	0	0	0	0	0	0	0	0	0	0	
subset CL KCC responsibility	2	0	2	1	1	2	1	1	1	1	4	4	
subset CL OOC responsibility	0	0	0	0	0	0	0	0	0	0	0	0	
Supervised by YOT	0	1	3	4	8	11	9	6	10	11	6	7	7
Pregnancy	15	16	12	10	9	6	4	4	6	5	14	14	14
Parent not caring for own child	0	0	0	0	0	0	0	0	0	0	0	0	0
SEND (16-18 year olds)	26	20	20	21	20	16	11	10	11	12	16	17	15
SEND (19+ year olds)	1	1	2	3	3	5	6	6	8	11	98	101	101
Total 16-18 NEET with at least one vulnerable group	77	67	66	65	64	58	49	43	38	38	69	69	66

16-18 year old Not Knowns by Vulnerable Group	Jun-16	May-16	Apr-16	Mar-16	Feb-16	Jan-16	Dec-15	Nov-15	Oct-15	Sep-15	Aug-15	Jul-15	Jun-15
Children in Care	2	1	0	1	0	0	9	10	13	20	20	17	8
subset CIC resp. not known	0	0	0	0	0	0	0	0	0	0	0	0	
subset CIC KCC responsibility	2	1	0	1	0	0	6	6	9	15	15	12	
subset CIC OOC responsibility	1	0	0	0	0	0	3	4	4	5	5	5	
Caring for own child	1	1	1	1	1	1	1	1	2	2	6	5	4
Asylum seeker	1	1	0	0	0	0	0	1	0	2	3	3	1
Carer not own child	0	0	0	0	0	0	0	0	1	2	2	2	0
Substance Misuse	1	1	1	1	1	1	1	1	1	2	4	4	3
Care Leaver	3	3	3	4	4	4	1	1	0	0	2	1	1
subset CL resp. not known	0	0	0	0	0	0	0	0	0	0	0	0	
subset CL KCC responsibility	2	2	2	3	3	3	0	0	0	0	1	0	
subset CL OOC responsibility	1	1	1	1	1	1	1	1	0	0	1	1	
Supervised by YOT	0	0	0	0	0	0	1	1	2	4	4	4	3
Pregnancy	1	1	1	1	2	2	2	2	1	1	0	0	0
Parent not caring for own child	0	0	0	0	0	0	0	0	0	0	0	0	0
SEND (16-18 year olds)	15	15	15	13	13	19	42	45	59	127	104	101	44
SEND (19+ year olds)	6	8	10	11	13	15	16	19	31	57	323	321	292
Total not known with at least one vulnerable group	21	20	19	19	19	25	51	56	74	151	137	129	60

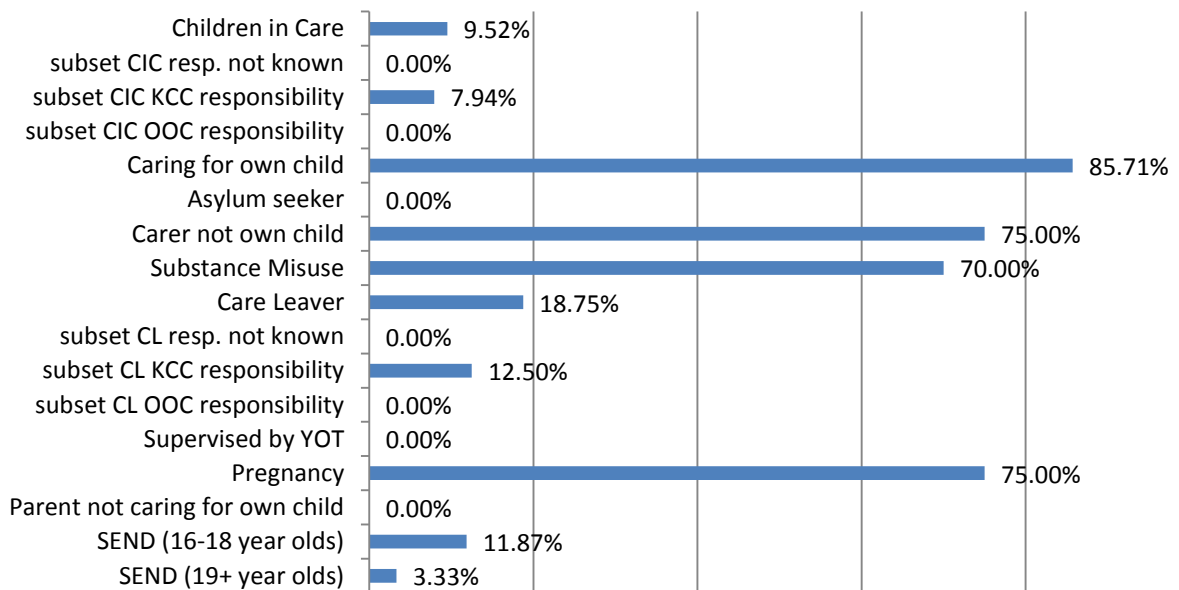
16-18 Year old NEET Leavers & Joiners	Aged 16	Aged 17	Aged 18	16-18 Total	Aged 19
Leaving NEET Total	6	3	3	12	10
Education	1	0	0	1	0
Employment	2	3	3	8	0
Government supported training	2	0	0	2	0
Re-engagement Provision	0	0	0	0	0
Transfer to another LA	0	0	0	0	0
Age reached where no active record required	0	0	0	0	10
Left England so no longer active record	0	0	0	0	0
Found to be a duplicate record	1	0	0	1	0
Deceased	0	0	0	0	0
Custodial Sentence	0	0	0	0	0
Cannot Be Contacted	0	0	0	0	0
Refused to disclose activity	0	0	0	0	0
Unknown Activity	0	0	0	0	0
Other Reason	0	0	0	0	0
Joining NEET Total	4	3	4	11	0
Education	1	0	2	3	0
Employment	1	3	0	4	0
Training	1	0	1	2	0
Re-engagement Provision	0	0	0	0	0
From other area	0	0	0	0	0
Other (inc custodial sentence)	1	0	1	2	0
Joiners>Leavers	2	0	-1	1	10

16-18 Year Old NEET Labour Market Summary	No	%
Available:		
Working not for reward	4	1.78%
Not yet ready for work or learning	10	4.44%
Start Date agreed (other)	4	1.78%
Start Date agreed (RPA compliant)	3	1.33%
Seeking EET	204	90.67%
Available Total	225	100%
Unavailable:		
Young carers	0	0.00%
Teenage parents	18	37.50%
Illness	18	37.50%
Pregnancy	10	20.83%
Religious grounds	0	0.00%
Unlikely to be economically active	2	4.17%
Other reason	0	0.00%
Unavailable Total	48	100%

NEET Leavers and Joiners



% of Vulnerable Cohorts who are NEET



Education and Young People's Services Performance Management

NEET Monthly Report - Sevenoaks

16-18 year old cohort by Vulnerable Group	Jun-16	May-16	Apr-16	Mar-16	Feb-16	Jan-16	Dec-15	Nov-15	Oct-15	Sep-15	Aug-15	Jul-15	Jun-15
Children in Care	21	22	22	22	22	22	23	22	21	23	16	17	17
subset CIC resp. not known	0	0	0	0	0	0	0	0	0	0	0	0	
subset CIC KCC responsibility	6	6	6	6	6	6	7	7	6	6	4	5	
subset CIC OOC responsibility	16	16	16	16	16	16	16	15	15	17	12	12	
Caring for own child	13	11	8	8	7	7	6	6	6	5	13	13	13
Asylum seeker	1	1	1	1	1	1	1	1	0	0	0	0	0
Carer not own child	5	5	4	4	4	4	4	4	3	3	4	4	4
Substance Misuse	2	2	2	2	2	2	2	2	2	2	4	4	4
Care Leaver	1	1	1	1	1	1	0	0	0	0	0	0	0
subset CL resp. not known	0	0	0	0	0	0	0	0	0	0	0	0	
subset CL KCC responsibility	1	1	1	1	1	1	0	0	0	0	0	0	
subset CL OOC responsibility	0	0	0	0	0	0	0	0	0	0	0	0	
Supervised by YOT	16	17	17	18	18	11	9	7	13	14	17	18	18
Pregnancy	8	5	5	3	4	4	4	5	4	4	9	9	9
Parent not caring for own child	0	0	0	0	0	0	0	0	0	0	0	0	0
SEND (16-18 year olds)	127	130	130	128	128	129	128	129	130	135	114	115	115
SEND (19+ year olds)	15	23	21	23	24	29	32	33	35	37	230	232	232
Total 16-18 cohort with at least one vulnerable group	179	179	175	172	172	165	162	162	165	170	162	164	164

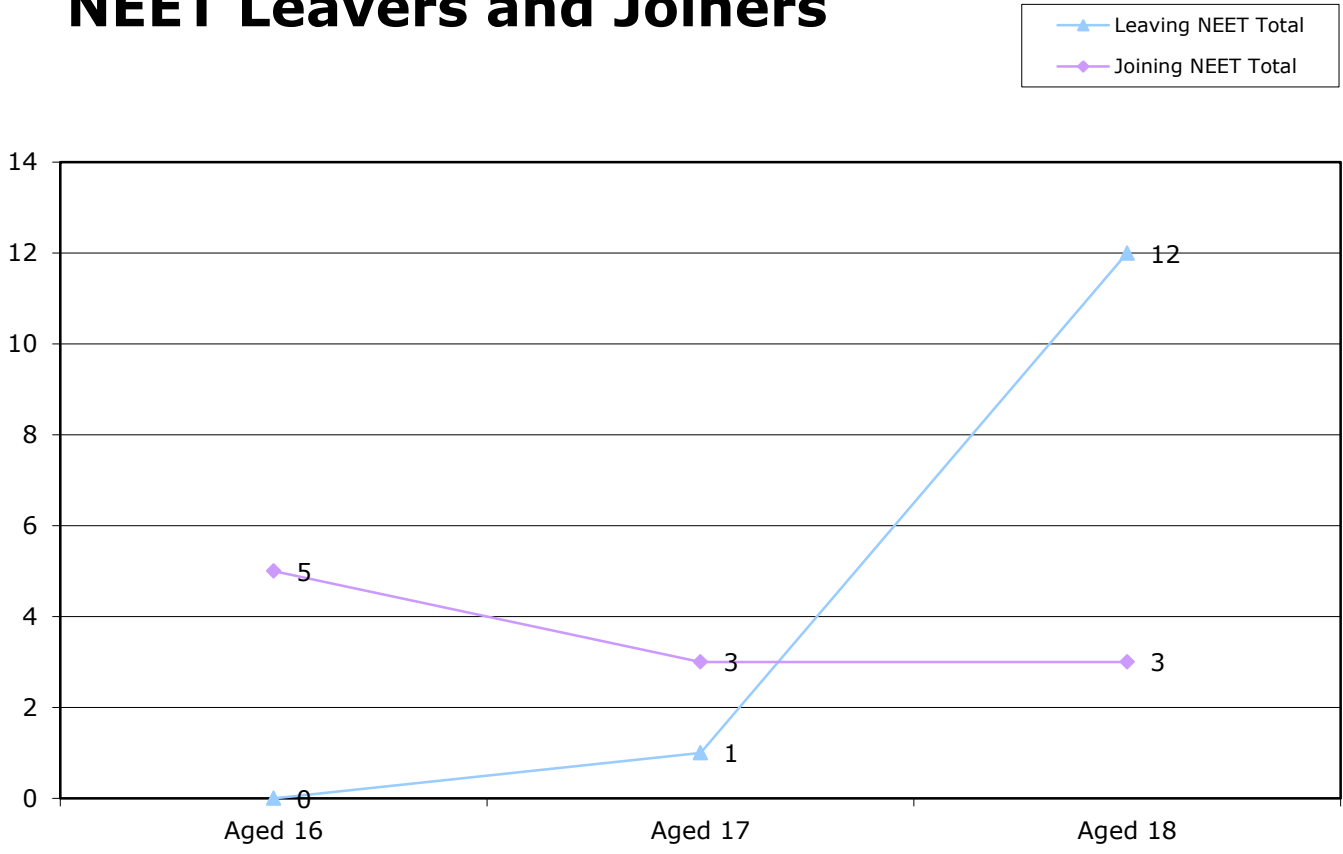
16-18 year old NEET by Vulnerable Group	Jun-16	May-16	Apr-16	Mar-16	Feb-16	Jan-16	Dec-15	Nov-15	Oct-15	Sep-15	Aug-15	Jul-15	Jun-15
Children in Care	4	4	4	4	3	3	2	1	1	1	1	1	1
subset CIC resp. not known	0	0	0	0	0	0	0	0	0	0	0	0	
subset CIC KCC responsibility	2	2	2	2	1	1	1	1	1	1	0	0	
subset CIC OOC responsibility	2	2	2	2	2	2	1	0	0	0	1	1	
Caring for own child	11	9	6	6	5	5	4	3	3	2	8	8	8
Asylum seeker	0	0	0	0	0	0	0	0	0	0	0	0	0
Carer not own child	3	3	2	2	2	2	1	1	0	0	1	1	1
Substance Misuse	0	0	0	0	0	0	0	0	0	1	1	1	1
Care Leaver	0	0	0	0	0	0	0	0	0	0	0	0	0
subset CL resp. not known	0	0	0	0	0	0	0	0	0	0	0	0	
subset CL KCC responsibility	0	0	0	0	0	0	0	0	0	0	0	0	
subset CL OOC responsibility	0	0	0	0	0	0	0	0	0	0	0	0	
Supervised by YOT	4	4	4	5	6	2	4	2	3	4	3	3	3
Pregnancy	8	5	5	3	4	4	4	5	4	4	7	7	7
Parent not caring for own child	0	0	0	0	0	0	0	0	0	0	0	0	0
SEND (16-18 year olds)	11	10	11	11	10	9	8	6	5	4	4	4	4
SEND (19+ year olds)	1	1	1	1	1	3	3	3	2	2	30	32	31
Total 16-18 NEET with at least one vulnerable group	35	30	27	26	26	21	19	16	14	14	23	23	23

16-18 year old Not Knowns by Vulnerable Group	Jun-16	May-16	Apr-16	Mar-16	Feb-16	Jan-16	Dec-15	Nov-15	Oct-15	Sep-15	Aug-15	Jul-15	Jun-15
Children in Care	2	2	2	2	2	2	7	8	9	16	8	7	4
subset CIC resp. not known	0	0	0	0	0	0	0	0	0	0	0	0	
subset CIC KCC responsibility	1	0	0	0	0	0	2	2	2	2	1	2	
subset CIC OOC responsibility	0	2	2	2	2	2	5	6	7	14	7	5	
Caring for own child	0	0	0	0	0	0	0	2	2	1	2	2	1
Asylum seeker	0	0	0	0	0	0	0	0	0	0	0	0	0
Carer not own child	1	1	1	1	1	1	2	2	2	3	2	2	2
Substance Misuse	0	0	0	0	0	0	0	0	0	0	2	2	2
Care Leaver	1	1	1	1	1	1	0	0	0	0	0	0	0
subset CL resp. not known	0	0	0	0	0	0	0	0	0	0	0	0	
subset CL KCC responsibility	1	1	1	1	1	1	0	0	0	0	0	0	
subset CL OOC responsibility	0	0	0	0	0	0	0	0	0	0	0	0	
Supervised by YOT	1	2	2	2	2	2	2	2	5	8	7	4	2
Pregnancy	0	0	0	0	0	0	0	0	0	0	2	2	1
Parent not caring for own child	0	0	0	0	0	0	0	0	0	0	0	0	0
SEND (16-18 year olds)	7	9	8	6	6	7	14	20	36	77	44	41	17
SEND (19+ year olds)	6	11	11	13	14	17	19	20	23	32	190	188	187
Total not known with at least one vulnerable group	12	14	13	11	11	12	22	30	48	94	60	55	25

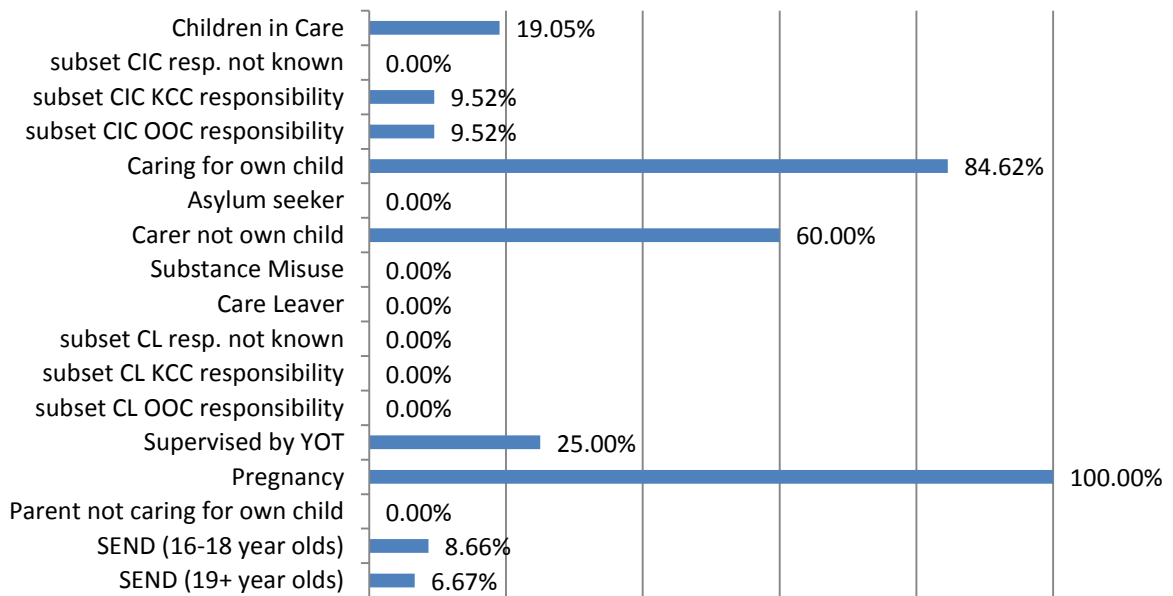
16-18 Year old NEET Leavers & Joiners	Aged 16	Aged 17	Aged 18	16-18 Total	Aged 19
Leaving NEET Total	0	1	12	13	4
Education	0	0	1	1	0
Employment	0	0	9	9	0
Government supported training	0	1	0	1	0
Re-engagement Provision	0	0	0	0	0
Transfer to another LA	0	0	0	0	0
Age reached where no active record required	0	0	0	0	4
Left England so no longer active record	0	0	0	0	0
Found to be a duplicate record	0	0	0	0	0
Deceased	0	0	0	0	0
Custodial Sentence	0	0	0	0	0
Cannot Be Contacted	0	0	0	0	0
Refused to disclose activity	0	0	0	0	0
Unknown Activity	0	0	1	1	0
Other Reason	0	0	1	1	0
Joining NEET Total	5	3	3	11	0
Education	3	0	0	3	0
Employment	1	3	2	6	0
Training	0	0	0	0	0
Re-engagement Provision	0	0	0	0	0
From other area	0	0	0	0	0
Other (inc custodial sentence)	1	0	1	2	0
Joiners>Leavers	-5	-2	9	2	4

16-18 Year Old NEET Labour Market Summary	No	%
Available:		
Working not for reward	4	3.92%
Not yet ready for work or learning	8	7.84%
Start Date agreed (other)	3	2.94%
Start Date agreed (RPA compliant)	0	0.00%
Seeking EET	87	85.29%
Available Total	102	100%
Unavailable:		
Young carers	1	3.57%
Teenage parents	10	35.71%
Illness	11	39.29%
Pregnancy	6	21.43%
Religious grounds	0	0.00%
Unlikely to be economically active	0	0.00%
Other reason	0	0.00%
Unavailable Total	28	100%

NEET Leavers and Joiners



% of Vulnerable Cohorts who are NEET



Education and Young People's Services Performance Management

NEET Monthly Report - Shepway

16-18 year old cohort by Vulnerable Group	Jun-16	May-16	Apr-16	Mar-16	Feb-16	Jan-16	Dec-15	Nov-15	Oct-15	Sep-15	Aug-15	Jul-15	Jun-15
Children in Care	111	111	109	110	108	105	112	110	76	70	60	61	62
subset CIC resp. not known	0	0	0	0	0	0	1	1	0	0	0	0	
subset CIC KCC responsibility	95	96	94	95	93	90	96	93	59	54	50	51	
subset CIC OOC responsibility	15	15	15	15	15	15	15	16	17	16	10	10	
Caring for own child	28	28	28	25	24	21	18	17	18	17	48	48	47
Asylum seeker	45	45	45	46	44	44	39	38	5	2	2	2	2
Carer not own child	2	2	2	2	2	2	2	2	1	1	4	4	4
Substance Misuse	6	6	5	5	6	6	5	5	5	5	9	9	9
Care Leaver	16	16	15	15	16	17	4	4	4	4	17	18	18
subset CL resp. not known	0	0	0	0	0	0	0	0	0	0	0	0	
subset CL KCC responsibility	16	16	15	15	16	17	4	4	4	4	17	18	
subset CL OOC responsibility	0	0	0	0	0	0	0	0	0	0	0	0	
Supervised by YOT	14	14	13	13	14	12	6	6	25	25	27	26	26
Pregnancy	21	19	17	17	16	15	13	12	13	13	23	21	21
Parent not caring for own child	3	3	3	2	2	2	2	2	2	2	4	4	4
SEND (16-18 year olds)	169	169	169	165	166	164	162	163	162	152	154	154	154
SEND (19+ year olds)	14	26	27	30	31	38	43	45	51	54	285	286	286
Total 16-18 cohort with at least one vulnerable group	333	331	325	318	318	309	289	288	272	258	307	306	305

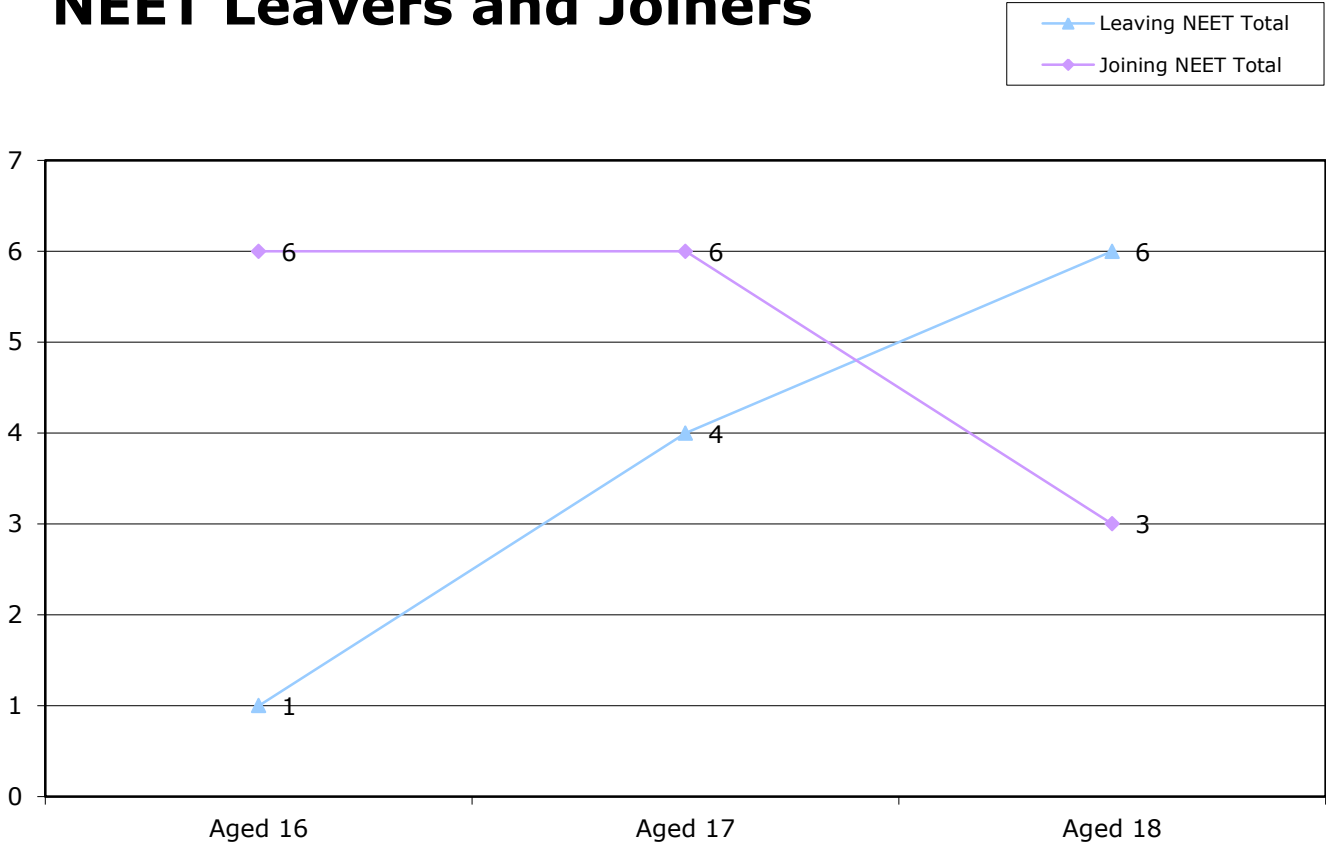
16-18 year old NEET by Vulnerable Group	Jun-16	May-16	Apr-16	Mar-16	Feb-16	Jan-16	Dec-15	Nov-15	Oct-15	Sep-15	Aug-15	Jul-15	Jun-15
Children in Care	16	15	13	11	9	9	11	10	10	9	11	11	11
subset CIC resp. not known	0	0	0	0	0	0	0	0	0	0	0	0	
subset CIC KCC responsibility	13	14	12	11	9	9	11	10	9	8	10	10	
subset CIC OOC responsibility	1	1	1	0	0	0	0	0	1	1	1	1	
Caring for own child	17	19	20	19	18	16	13	12	12	12	34	34	34
Asylum seeker	1	1	1	1	0	0	1	1	2	1	1	1	1
Carer not own child	1	1	1	2	2	2	2	2	1	1	3	3	3
Substance Misuse	0	0	0	0	0	0	0	0	0	0	1	1	1
Care Leaver	4	4	3	3	3	2	1	1	1	1	7	7	7
subset CL resp. not known	0	0	0	0	0	0	0	0	0	0	0	0	
subset CL KCC responsibility	4	4	3	3	3	2	1	1	1	1	7	7	
subset CL OOC responsibility	0	0	0	0	0	0	0	0	0	0	0	0	
Supervised by YOT	6	7	6	6	5	3	0	0	5	6	9	8	8
Pregnancy	14	12	10	9	9	9	7	6	7	7	15	13	13
Parent not caring for own child	0	0	0	0	0	0	0	0	0	0	1	1	1
SEND (16-18 year olds)	18	20	18	18	22	20	13	15	13	13	18	16	15
SEND (19+ year olds)	1	1	1	3	3	8	9	9	10	12	77	77	77
Total 16-18 NEET with at least one vulnerable group	68	69	63	61	61	53	43	42	44	44	88	83	82

16-18 year old Not Knowns by Vulnerable Group	Jun-16	May-16	Apr-16	Mar-16	Feb-16	Jan-16	Dec-15	Nov-15	Oct-15	Sep-15	Aug-15	Jul-15	Jun-15
Children in Care	3	2	3	4	4	5	15	20	26	34	27	21	10
subset CIC resp. not known	0	0	0	0	0	0	0	0	0	0	0	0	
subset CIC KCC responsibility	1	1	2	2	2	3	13	17	21	26	23	17	
subset CIC OOC responsibility	0	1	1	2	2	2	2	3	5	8	4	4	
Caring for own child	2	3	3	3	3	3	3	3	4	3	9	9	6
Asylum seeker	0	0	1	1	1	1	3	4	0	0	0	0	0
Carer not own child	0	0	0	0	0	0	0	0	0	0	1	1	1
Substance Misuse	1	1	1	1	1	1	2	2	2	3	4	5	3
Care Leaver	2	1	1	1	2	5	2	2	2	2	7	7	4
subset CL resp. not known	0	0	0	0	0	0	0	0	0	0	0	0	
subset CL KCC responsibility	1	1	1	1	2	5	2	2	2	2	7	7	
subset CL OOC responsibility	0	0	0	0	0	0	0	0	0	0	0	0	
Supervised by YOT	2	1	1	2	1	2	2	3	13	12	12	12	6
Pregnancy	2	4	3	3	3	3	4	4	4	4	4	3	2
Parent not caring for own child	1	1	1	1	1	1	2	2	2	2	3	3	2
SEND (16-18 year olds)	8	6	6	5	4	6	23	27	35	76	74	72	30
SEND (19+ year olds)	3	13	20	20	20	23	25	26	33	38	198	195	184
Total not known with at least one vulnerable group	14	14	14	14	15	20	42	51	75	122	125	116	54

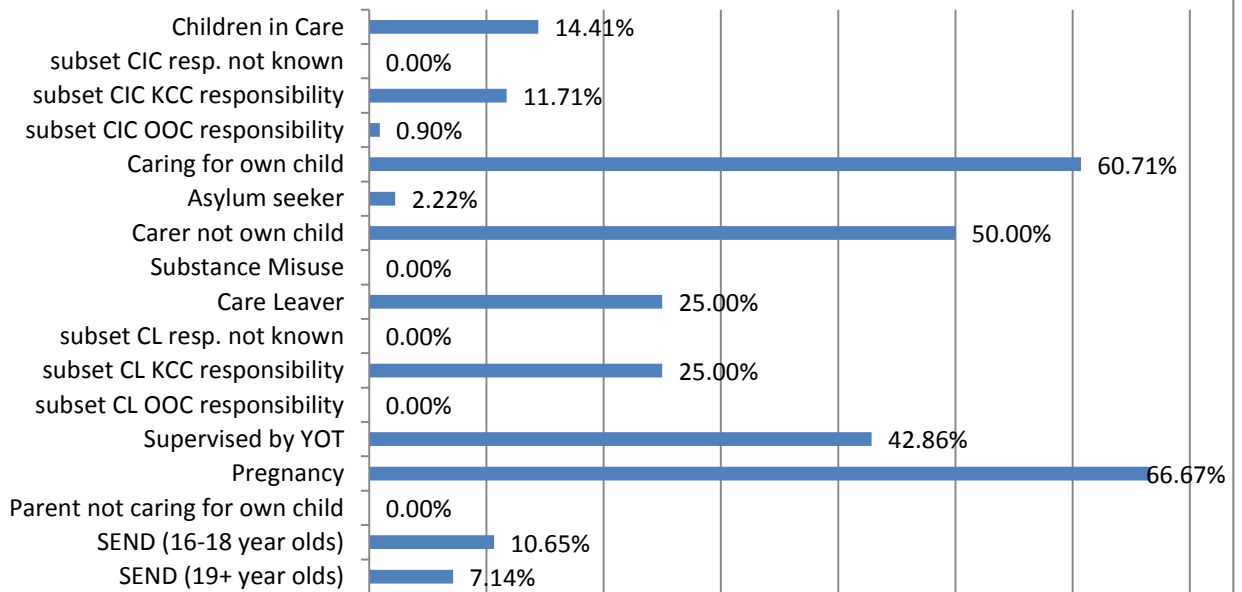
16-18 Year old NEET Leavers & Joiners	Aged 16	Aged 17	Aged 18	16-18 Total	Aged 19
Leaving NEET Total	1	4	6	11	18
Education	0	1	0	1	0
Employment	0	1	3	4	0
Government supported training	1	2	2	5	0
Re-engagement Provision	0	0	0	0	0
Transfer to another LA	0	0	0	0	0
Age reached where no active record required	0	0	0	0	18
Left England so no longer active record	0	0	0	0	0
Found to be a duplicate record	0	0	0	0	0
Deceased	0	0	0	0	0
Custodial Sentence	0	0	0	0	0
Cannot Be Contacted	0	0	0	0	0
Refused to disclose activity	0	0	0	0	0
Unknown Activity	0	0	0	0	0
Other Reason	0	0	1	1	0
Joining NEET Total	6	6	3	15	0
Education	2	1	0	3	0
Employment	1	1	2	4	0
Training	2	1	0	3	0
Re-engagement Provision	0	0	0	0	0
From other area	0	0	0	0	0
Other (inc custodial sentence)	1	3	1	5	0
Joiners>Leavers	-5	-2	3	-4	18

16-18 Year Old NEET Labour Market Summary	No	%
Available:		
Working not for reward	1	0.65%
Not yet ready for work or learning	10	6.49%
Start Date agreed (other)	1	0.65%
Start Date agreed (RPA compliant)	6	3.90%
Seeking EET	136	88.31%
Available Total	154	100%
Unavailable:		
Young carers	1	2.17%
Teenage parents	15	32.61%
Illness	20	43.48%
Pregnancy	10	21.74%
Religious grounds	0	0.00%
Unlikely to be economically active	0	0.00%
Other reason	0	0.00%
Unavailable Total	46	100%

NEET Leavers and Joiners



% of Vulnerable Cohorts who are NEET



Education and Young People's Services Performance Management

NEET Monthly Report - Swale

16-18 year old cohort by Vulnerable Group	Jun-16	May-16	Apr-16	Mar-16	Feb-16	Jan-16	Dec-15	Nov-15	Oct-15	Sep-15	Aug-15	Jul-15	Jun-15
Children in Care	100	100	100	100	101	94	106	105	97	98	91	94	97
subset CIC resp. not known	0	0	0	0	0	0	0	0	0	0	0	1	
subset CIC KCC responsibility	62	62	61	61	62	54	53	52	41	41	46	47	
subset CIC OOC responsibility	37	38	38	39	39	40	53	53	56	57	45	46	
Caring for own child	52	48	44	41	36	32	29	27	24	23	45	44	44
Asylum seeker	31	30	29	29	29	26	14	13	2	2	5	5	5
Carer not own child	13	13	13	12	11	9	9	8	7	7	12	12	12
Substance Misuse	2	2	3	3	2	2	2	2	2	2	3	3	3
Care Leaver	22	22	23	22	23	23	3	3	3	3	8	8	8
subset CL resp. not known	1	1	1	1	1	1	1	1	1	1	0	0	
subset CL KCC responsibility	17	17	18	17	18	18	0	0	0	0	6	6	
subset CL OOC responsibility	4	4	4	4	4	4	2	2	2	2	2	2	
Supervised by YOT	24	21	18	17	17	10	12	12	21	20	20	20	20
Pregnancy	32	29	31	29	28	26	25	22	24	23	37	38	37
Parent not caring for own child	0	0	0	1	1	1	1	1	1	1	2	2	2
SEND (16-18 year olds)	257	256	255	252	252	254	253	252	250	243	227	228	227
SEND (19+ year olds)	28	34	35	39	42	48	53	60	64	69	427	430	430
Total 16-18 cohort with at least one vulnerable group	448	439	435	429	422	407	389	381	374	364	401	403	404

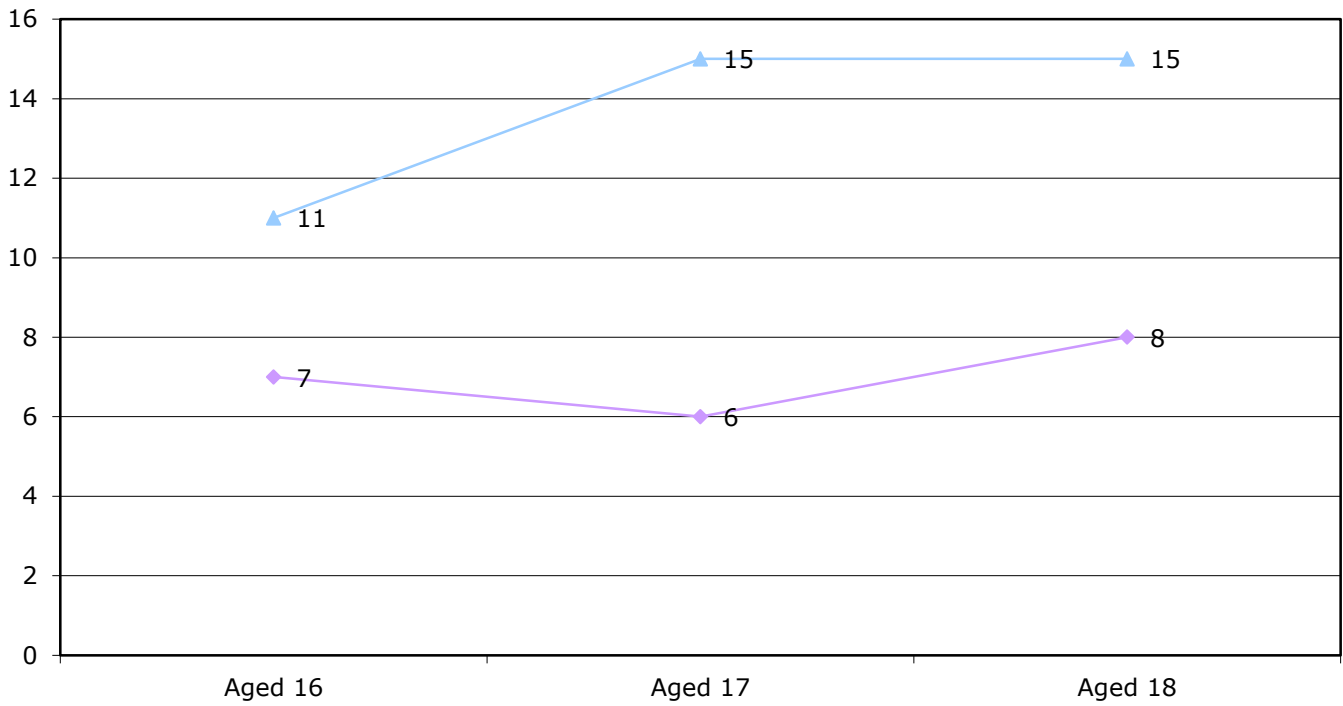
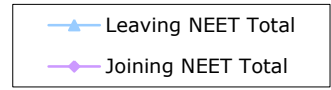
16-18 year old NEET by Vulnerable Group	Jun-16	May-16	Apr-16	Mar-16	Feb-16	Jan-16	Dec-15	Nov-15	Oct-15	Sep-15	Aug-15	Jul-15	Jun-15
Children in Care	9	9	11	11	8	8	10	10	11	8	12	14	12
subset CIC resp. not known	0	0	0	0	0	0	0	0	0	0	0	1	
subset CIC KCC responsibility	5	5	6	7	5	6	6	6	6	5	7	8	
subset CIC OOC responsibility	4	4	5	4	3	2	4	4	5	3	5	5	
Caring for own child	45	45	41	38	33	27	26	23	21	19	39	39	39
Asylum seeker	0	0	0	1	0	0	0	0	0	0	0	0	0
Carer not own child	7	8	8	7	6	4	4	3	2	2	6	6	7
Substance Misuse	0	0	0	0	0	0	0	0	0	0	0	0	0
Care Leaver	8	8	9	7	7	4	1	1	1	2	1	1	1
subset CL resp. not known	0	0	0	0	0	0	0	0	0	1	0	0	
subset CL KCC responsibility	6	6	7	5	6	3	0	0	1	0	0	0	
subset CL OOC responsibility	2	2	2	2	1	1	1	1	0	1	1	1	
Supervised by YOT	7	8	7	6	3	3	5	5	6	5	6	6	4
Pregnancy	22	18	22	22	20	19	17	13	13	13	26	27	26
Parent not caring for own child	0	0	0	1	1	1	1	1	1	1	1	1	1
SEND (16-18 year olds)	37	36	37	39	38	33	30	29	25	26	35	36	30
SEND (19+ year olds)	1	2	5	5	5	6	8	11	11	11	115	118	117
Total 16-18 NEET with at least one vulnerable group	117	117	119	118	104	91	85	76	69	66	116	118	111

16-18 year old Not Knowns by Vulnerable Group	Jun-16	May-16	Apr-16	Mar-16	Feb-16	Jan-16	Dec-15	Nov-15	Oct-15	Sep-15	Aug-15	Jul-15	Jun-15
Children in Care	5	3	3	3	5	7	30	30	48	73	51	41	16
subset CIC resp. not known	0	0	0	0	0	0	0	0	0	0	0	0	
subset CIC KCC responsibility	3	0	0	0	2	2	14	14	20	27	25	20	
subset CIC OOC responsibility	1	3	3	3	3	5	16	16	28	46	26	21	
Caring for own child	2	1	1	1	1	1	1	2	2	2	4	4	3
Asylum seeker	0	0	0	0	1	1	1	1	1	1	4	3	0
Carer not own child	1	1	0	0	0	0	0	0	1	3	5	5	1
Substance Misuse	0	0	1	1	1	2	2	2	2	1	2	2	1
Care Leaver	4	4	1	3	4	8	0	0	0	1	6	6	3
subset CL resp. not known	0	0	0	0	0	0	0	0	0	0	0	0	
subset CL KCC responsibility	3	3	0	2	3	7	0	0	0	0	5	5	
subset CL OOC responsibility	1	1	1	1	1	1	0	0	0	1	1	1	
Supervised by YOT	2	1	1	2	2	2	2	3	11	12	11	9	5
Pregnancy	4	5	5	5	5	5	6	7	10	9	10	8	6
Parent not caring for own child	0	0	0	0	0	0	0	0	0	0	1	1	0
SEND (16-18 year olds)	20	17	16	15	17	25	37	41	66	139	116	107	33
SEND (19+ year olds)	4	8	12	16	18	22	25	26	29	54	301	297	262
Total not known with at least one vulnerable group	32	29	26	28	32	45	65	72	116	202	184	163	59

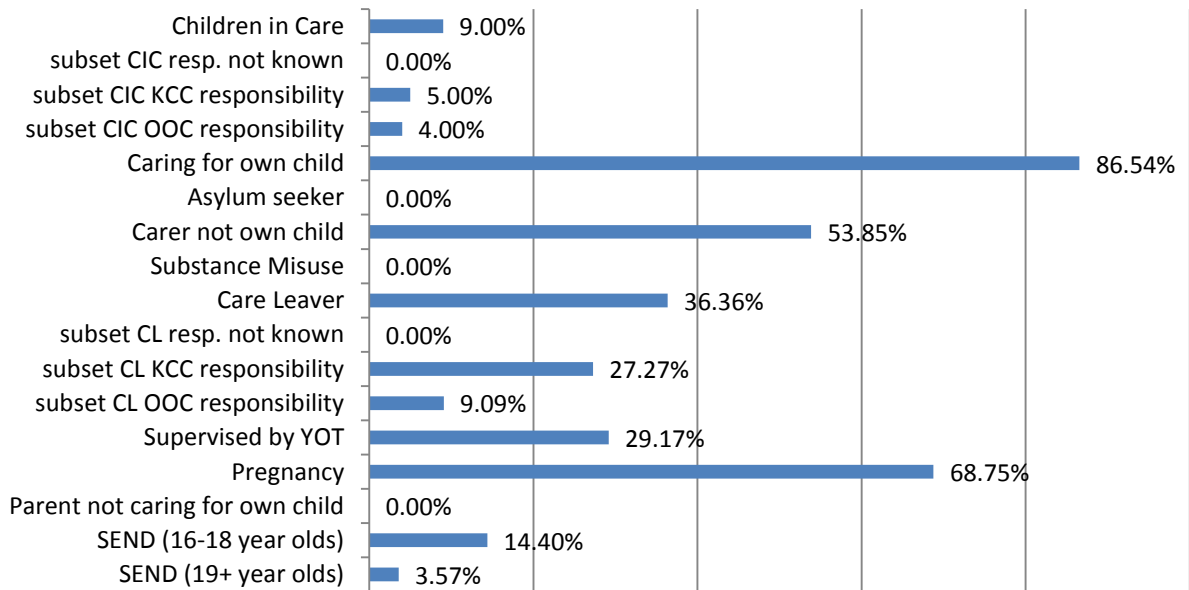
16-18 Year old NEET Leavers & Joiners	Aged 16	Aged 17	Aged 18	16-18 Total	Aged 19
Leaving NEET Total	11	15	15	41	15
Education	1	0	0	1	0
Employment	9	10	13	32	1
Government supported training	1	4	2	7	0
Re-engagement Provision	0	0	0	0	0
Transfer to another LA	0	1	0	1	0
Age reached where no active record required	0	0	0	0	14
Left England so no longer active record	0	0	0	0	0
Found to be a duplicate record	0	0	0	0	0
Deceased	0	0	0	0	0
Custodial Sentence	0	0	0	0	0
Cannot Be Contacted	0	0	0	0	0
Refused to disclose activity	0	0	0	0	0
Unknown Activity	0	0	0	0	0
Other Reason	0	0	0	0	0
Joining NEET Total	7	6	8	21	0
Education	3	2	0	5	0
Employment	0	3	5	8	0
Training	0	0	1	1	0
Re-engagement Provision	0	0	0	0	0
From other area	0	0	0	0	0
Other (inc custodial sentence)	4	1	2	7	0
Joiners>Leavers	4	9	7	20	15

16-18 Year Old NEET Labour Market Summary	No	%
Available:		
Working not for reward	4	1.62%
Not yet ready for work or learning	9	3.64%
Start Date agreed (other)	4	1.62%
Start Date agreed (RPA compliant)	8	3.24%
Seeking EET	222	89.88%
Available Total	247	100%
Unavailable:		
Young carers	5	4.90%
Teenage parents	40	39.22%
Illness	37	36.27%
Pregnancy	19	18.63%
Religious grounds	0	0.00%
Unlikely to be economically active	1	0.98%
Other reason	0	0.00%
Unavailable Total	102	100%

NEET Leavers and Joiners



% of Vulnerable Cohorts who are NEET



Education and Young People's Services Performance Management

NEET Monthly Report - Thanet

16-18 year old cohort by Vulnerable Group	Jun-16	May-16	Apr-16	Mar-16	Feb-16	Jan-16	Dec-15	Nov-15	Oct-15	Sep-15	Aug-15	Jul-15	Jun-15
Children in Care	140	143	149	154	153	153	167	166	146	144	157	157	158
subset CIC resp. not known	0	0	0	0	0	0	0	0	0	0	0	0	
subset CIC KCC responsibility	105	107	113	116	115	114	118	116	99	99	105	105	
subset CIC OOC responsibility	36	36	36	38	38	39	49	50	47	45	52	52	
Caring for own child	56	53	53	49	49	48	47	45	40	39	69	69	66
Asylum seeker	26	27	28	28	26	26	24	23	5	5	5	5	5
Carer not own child	9	9	10	10	10	10	10	10	10	10	13	12	12
Substance Misuse	8	8	8	8	8	8	8	8	8	8	6	6	6
Care Leaver	48	49	36	35	34	33	3	3	3	3	18	18	17
subset CL resp. not known	0	0	0	0	0	0	0	0	0	0	0	0	
subset CL KCC responsibility	47	47	34	33	32	31	1	1	1	1	16	16	
subset CL OOC responsibility	2	2	2	2	2	2	2	2	2	2	2	2	
Supervised by YOT	35	33	33	33	30	16	26	26	44	43	42	42	42
Pregnancy	28	27	26	23	24	22	21	19	20	20	35	35	36
Parent not caring for own child	2	2	2	2	2	2	1	1	1	1	2	2	2
SEND (16-18 year olds)	288	289	288	287	286	289	290	291	290	308	276	277	277
SEND (19+ year olds)	21	31	33	36	44	50	54	58	61	66	453	461	461
Total 16-18 cohort with at least one vulnerable group	528	530	525	522	518	506	496	492	475	492	525	524	523

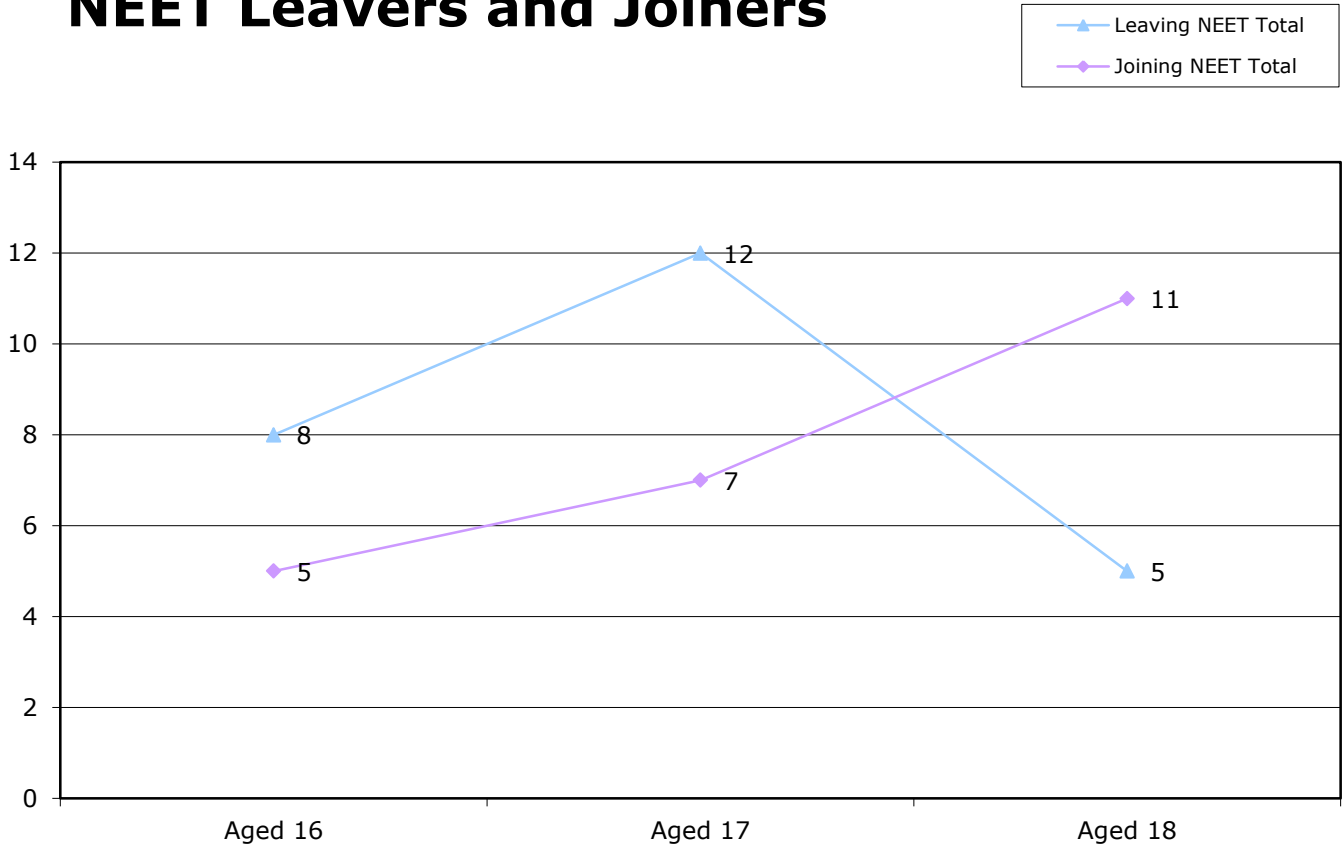
16-18 year old NEET by Vulnerable Group	Jun-16	May-16	Apr-16	Mar-16	Feb-16	Jan-16	Dec-15	Nov-15	Oct-15	Sep-15	Aug-15	Jul-15	Jun-15
Children in Care	19	22	19	23	22	19	19	21	18	20	22	22	24
subset CIC resp. not known	0	0	0	0	0	0	0	0	0	0	0	0	
subset CIC KCC responsibility	21	22	19	22	21	18	18	20	17	17	19	19	
subset CIC OOC responsibility	0	0	0	1	1	1	1	1	1	3	3	3	
Caring for own child	38	36	34	31	31	30	29	26	21	23	43	44	41
Asylum seeker	1	0	0	0	0	0	1	1	1	0	0	0	0
Carer not own child	4	4	4	4	4	4	3	3	3	4	6	5	5
Substance Misuse	1	2	2	2	2	1	2	3	3	3	2	2	1
Care Leaver	23	24	16	11	10	12	2	2	2	2	7	7	6
subset CL resp. not known	0	0	0	0	0	0	0	0	0	0	0	0	
subset CL KCC responsibility	23	23	15	10	9	11	1	1	1	1	6	6	
subset CL OOC responsibility	1	1	1	1	1	1	1	1	1	1	1	1	
Supervised by YOT	15	14	14	14	11	7	8	8	18	18	17	17	15
Pregnancy	20	19	19	17	18	16	15	12	12	14	24	24	25
Parent not caring for own child	2	2	2	2	1	1	1	1	1	1	2	2	2
SEND (16-18 year olds)	30	30	29	30	30	32	26	26	22	25	31	32	29
SEND (19+ year olds)	0	1	3	3	5	8	9	10	8	9	116	122	121
Total 16-18 NEET with at least one vulnerable group	118	120	110	105	102	99	87	85	80	85	130	130	125

16-18 year old Not Knowns by Vulnerable Group	Jun-16	May-16	Apr-16	Mar-16	Feb-16	Jan-16	Dec-15	Nov-15	Oct-15	Sep-15	Aug-15	Jul-15	Jun-15
Children in Care	5	4	3	2	2	5	33	42	66	99	90	80	24
subset CIC resp. not known	0	0	0	0	0	0	0	0	0	0	0	0	
subset CIC KCC responsibility	4	0	1	1	2	3	19	23	42	63	55	48	
subset CIC OOC responsibility	1	4	2	1	0	2	14	19	24	36	35	32	
Caring for own child	3	4	4	4	5	4	7	8	12	13	20	19	10
Asylum seeker	0	1	1	1	1	1	1	1	1	4	4	3	2
Carer not own child	2	1	1	1	1	1	1	1	1	5	6	5	1
Substance Misuse	1	1	1	1	1	2	2	2	3	5	3	2	0
Care Leaver	5	5	5	9	9	9	1	1	1	1	9	8	3
subset CL resp. not known	0	0	0	0	0	0	0	0	0	0	0	0	
subset CL KCC responsibility	4	4	4	8	8	8	0	0	0	0	8	7	
subset CL OOC responsibility	1	1	1	1	1	1	1	1	1	1	1	1	
Supervised by YOT	3	1	0	0	1	0	9	11	17	21	15	11	4
Pregnancy	1	0	0	0	0	0	0	2	3	4	10	8	4
Parent not caring for own child	0	0	0	0	0	0	0	0	0	0	0	0	0
SEND (16-18 year olds)	20	18	15	13	12	25	46	63	100	223	169	158	45
SEND (19+ year olds)	7	11	16	18	23	26	28	34	41	53	330	327	306
Total not known with at least one vulnerable group	35	30	27	29	30	42	79	104	163	320	271	246	74

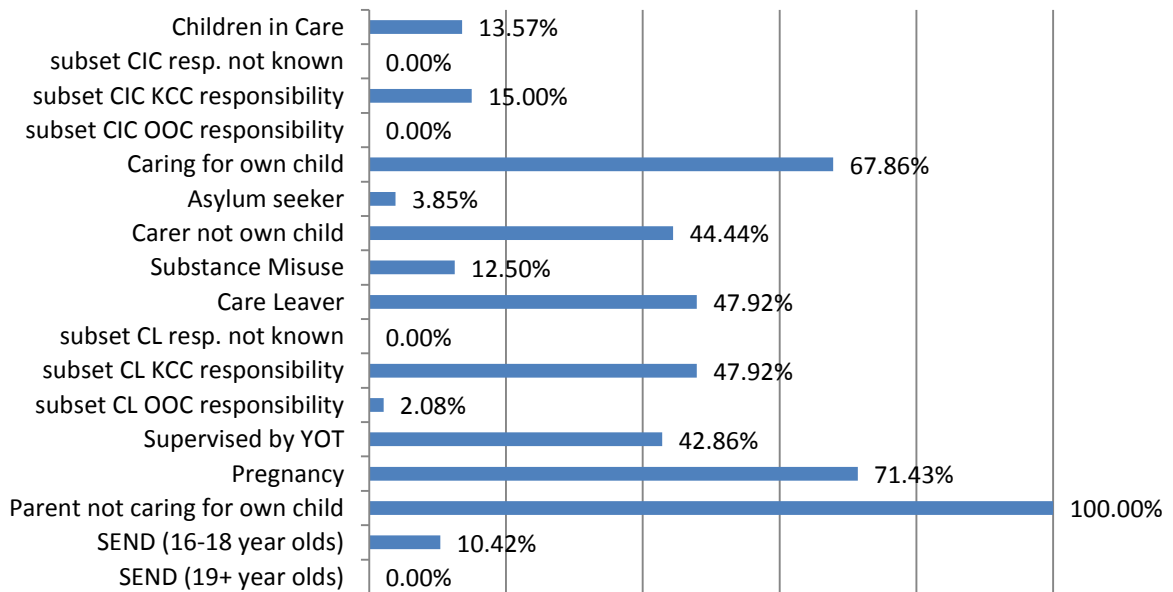
16-18 Year old NEET Leavers & Joiners	Aged 16	Aged 17	Aged 18	16-18 Total	Aged 19
Leaving NEET Total	8	12	5	25	16
Education	2	1	0	3	0
Employment	2	4	4	10	1
Government supported training	4	7	1	12	0
Re-engagement Provision	0	0	0	0	0
Transfer to another LA	0	0	0	0	0
Age reached where no active record required	0	0	0	0	14
Left England so no longer active record	0	0	0	0	0
Found to be a duplicate record	0	0	0	0	0
Deceased	0	0	0	0	0
Custodial Sentence	0	0	0	0	1
Cannot Be Contacted	0	0	0	0	0
Refused to disclose activity	0	0	0	0	0
Unknown Activity	0	0	0	0	0
Other Reason	0	0	0	0	0
Joining NEET Total	5	7	11	23	0
Education	3	1	0	4	0
Employment	0	5	7	12	0
Training	2	0	1	3	0
Re-engagement Provision	0	0	0	0	0
From other area	0	0	0	0	0
Other (inc custodial sentence)	0	1	3	4	0
Joiners>Leavers	3	5	-6	2	16

16-18 Year Old NEET Labour Market Summary	No	%
Available:		
Working not for reward	5	2.34%
Not yet ready for work or learning	15	7.01%
Start Date agreed (other)	2	0.93%
Start Date agreed (RPA compliant)	7	3.27%
Seeking EET	185	86.45%
Available Total	214	100%
Unavailable:		
Young carers	3	3.70%
Teenage parents	33	40.74%
Illness	34	41.98%
Pregnancy	11	13.58%
Religious grounds	0	0.00%
Unlikely to be economically active	0	0.00%
Other reason	0	0.00%
Unavailable Total	81	100%

NEET Leavers and Joiners



% of Vulnerable Cohorts who are NEET



Education and Young People's Services Performance Management

NEET Monthly Report - Tonbridge & Malling

16-18 year old cohort by Vulnerable Group	Jun-16	May-16	Apr-16	Mar-16	Feb-16	Jan-16	Dec-15	Nov-15	Oct-15	Sep-15	Aug-15	Jul-15	Jun-15
Children in Care	28	29	28	29	29	24	32	33	35	37	34	34	34
subset CIC resp. not known	0	0	0	0	0	0	0	0	0	0	0	0	
subset CIC KCC responsibility	23	24	23	23	23	18	22	23	23	25	24	24	
subset CIC OOC responsibility	5	5	5	6	6	6	10	10	12	12	10	10	
Caring for own child	10	9	9	10	9	9	9	9	9	9	26	26	25
Asylum seeker	1	1	1	1	1	1	1	1	0	0	0	0	0
Carer not own child	10	9	9	9	9	9	9	9	8	9	11	11	11
Substance Misuse	2	3	3	3	3	3	3	3	3	3	4	4	4
Care Leaver	4	4	5	5	5	5	0	0	0	0	0	0	0
subset CL resp. not known	0	0	0	0	0	0	0	0	0	0	0	0	
subset CL KCC responsibility	3	3	4	4	4	4	0	0	0	0	0	0	
subset CL OOC responsibility	1	1	1	1	1	1	0	0	0	0	0	0	
Supervised by YOT	12	15	15	14	13	11	12	4	11	11	13	13	13
Pregnancy	10	10	9	8	8	7	7	7	5	5	10	10	11
Parent not caring for own child	1	1	1	1	1	1	1	1	1	1	1	1	1
SEND (16-18 year olds)	174	171	171	170	170	169	170	170	165	164	138	138	138
SEND (19+ year olds)	17	23	23	26	26	29	31	33	39	40	273	273	273
Total 16-18 cohort with at least one vulnerable group	232	232	232	232	231	225	228	223	218	219	214	214	214

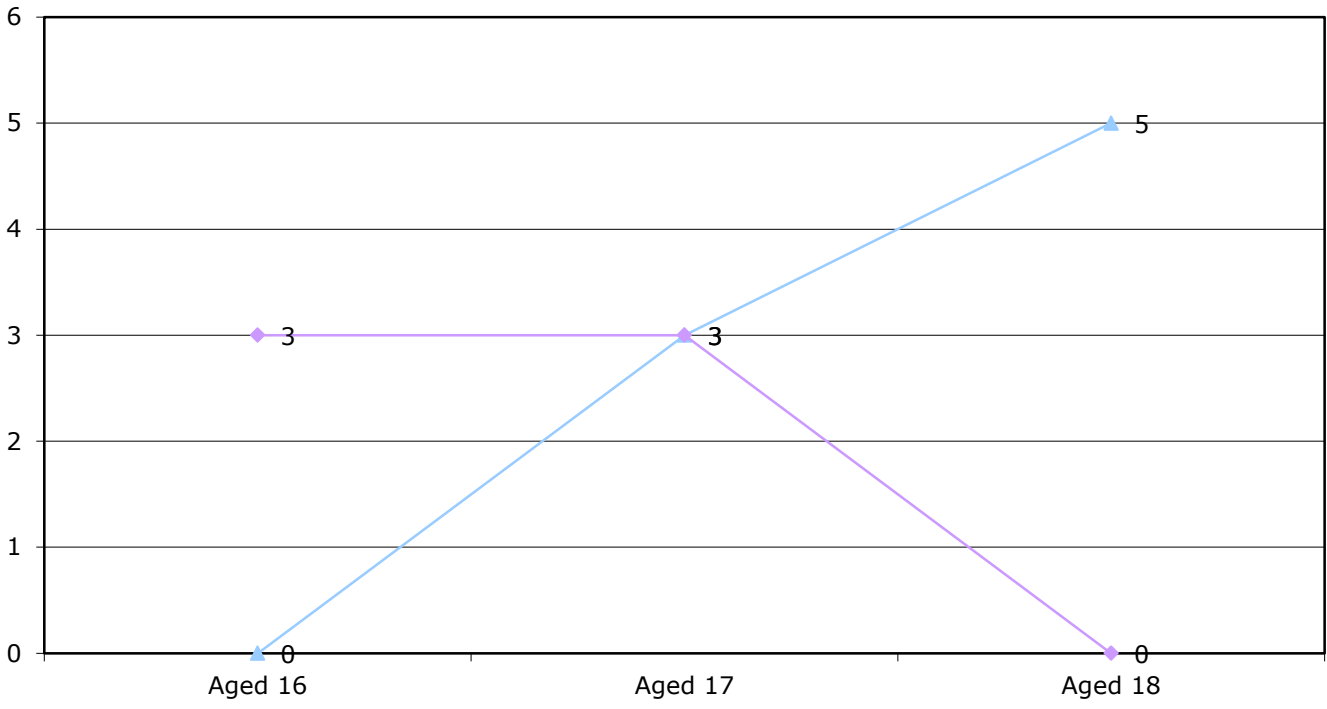
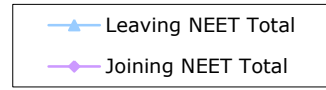
16-18 year old NEET by Vulnerable Group	Jun-16	May-16	Apr-16	Mar-16	Feb-16	Jan-16	Dec-15	Nov-15	Oct-15	Sep-15	Aug-15	Jul-15	Jun-15
Children in Care	0	1	0	1	2	1	1	2	2	3	4	5	4
subset CIC resp. not known	0	0	0	0	0	0	0	0	0	0	0	0	
subset CIC KCC responsibility	0	0	0	1	2	1	1	2	2	3	4	5	
subset CIC OOC responsibility	1	1	0	0	0	0	0	0	0	0	0	0	
Caring for own child	9	8	8	9	8	8	8	8	8	9	21	21	20
Asylum seeker	0	0	0	0	0	0	0	0	0	0	0	0	0
Carer not own child	3	2	2	2	2	2	2	2	1	1	3	4	4
Substance Misuse	0	0	0	0	0	0	0	0	0	0	0	0	0
Care Leaver	2	2	2	2	2	0	0	0	0	0	0	0	0
subset CL resp. not known	0	0	0	0	0	0	0	0	0	0	0	0	
subset CL KCC responsibility	1	1	1	1	1	0	0	0	0	0	0	0	
subset CL OOC responsibility	1	1	1	1	1	0	0	0	0	0	0	0	
Supervised by YOT	3	3	3	4	2	1	1	0	4	5	7	6	6
Pregnancy	9	9	8	7	7	6	6	6	5	5	9	9	10
Parent not caring for own child	0	0	0	0	0	0	0	0	0	0	0	0	0
SEND (16-18 year olds)	19	20	18	18	18	17	16	12	8	11	14	13	13
SEND (19+ year olds)	2	2	3	3	3	4	5	4	4	4	52	51	49
Total 16-18 NEET with at least one vulnerable group	43	42	39	41	39	33	32	29	26	32	52	52	51

16-18 year old Not Knowns by Vulnerable Group	Jun-16	May-16	Apr-16	Mar-16	Feb-16	Jan-16	Dec-15	Nov-15	Oct-15	Sep-15	Aug-15	Jul-15	Jun-15
Children in Care	1	0	0	2	1	1	11	13	19	27	21	18	8
subset CIC resp. not known	0	0	0	0	0	0	0	0	0	0	0	0	
subset CIC KCC responsibility	1	0	0	1	0	0	5	7	10	15	13	11	
subset CIC OOC responsibility	0	0	0	1	1	1	6	6	9	12	8	7	
Caring for own child	0	0	0	0	0	0	0	0	0	0	5	3	2
Asylum seeker	0	0	0	0	0	0	0	0	0	0	0	0	0
Carer not own child	1	1	1	1	1	2	2	2	2	6	5	4	1
Substance Misuse	0	0	0	0	0	0	0	1	1	2	3	2	1
Care Leaver	1	1	1	1	1	3	0	0	0	0	0	0	0
subset CL resp. not known	0	0	0	0	0	0	0	0	0	0	0	0	
subset CL KCC responsibility	1	1	1	1	1	2	0	0	0	0	0	0	
subset CL OOC responsibility	0	0	0	0	0	1	0	0	0	0	0	0	
Supervised by YOT	1	1	1	2	2	1	3	2	2	3	3	2	1
Pregnancy	0	0	0	0	0	0	0	0	0	0	1	0	0
Parent not caring for own child	1	1	1	0	1	1	1	0	0	0	0	0	0
SEND (16-18 year olds)	8	7	8	8	7	11	18	26	35	92	62	55	16
SEND (19+ year olds)	2	4	3	5	5	10	11	15	23	35	209	207	197
Total not known with at least one vulnerable group	13	11	12	14	13	19	32	39	51	119	91	79	27

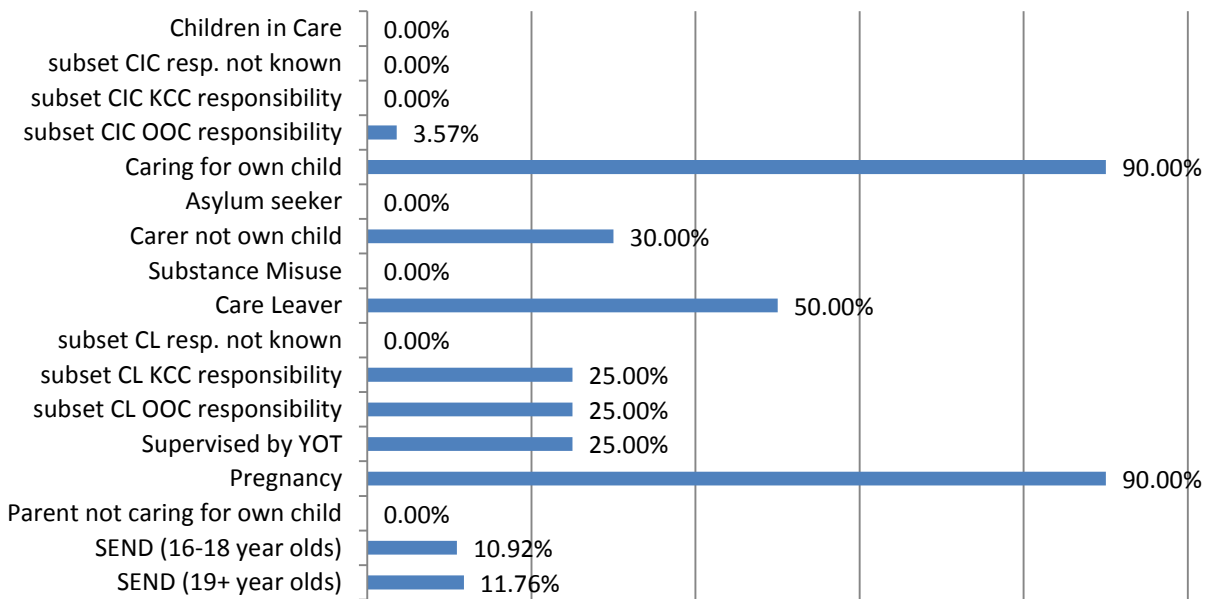
16-18 Year old NEET Leavers & Joiners	Aged 16	Aged 17	Aged 18	16-18 Total	Aged 19
Leaving NEET Total	0	3	5	8	4
Education	0	0	0	0	0
Employment	0	3	4	7	0
Government supported training	0	0	0	0	0
Re-engagement Provision	0	0	0	0	0
Transfer to another LA	0	0	1	1	0
Age reached where no active record required	0	0	0	0	4
Left England so no longer active record	0	0	0	0	0
Found to be a duplicate record	0	0	0	0	0
Deceased	0	0	0	0	0
Custodial Sentence	0	0	0	0	0
Cannot Be Contacted	0	0	0	0	0
Refused to disclose activity	0	0	0	0	0
Unknown Activity	0	0	0	0	0
Other Reason	0	0	0	0	0
Joining NEET Total	3	3	0	6	0
Education	3	0	0	3	0
Employment	0	2	0	2	0
Training	0	0	0	0	0
Re-engagement Provision	0	0	0	0	0
From other area	0	0	0	0	0
Other (inc custodial sentence)	0	1	0	1	0
Joiners>Leavers	-3	0	5	2	4

16-18 Year Old NEET Labour Market Summary	No	%
Available:		
Working not for reward	3	1.84%
Not yet ready for work or learning	1	0.61%
Start Date agreed (other)	1	0.61%
Start Date agreed (RPA compliant)	2	1.23%
Seeking EET	156	95.71%
Available Total	163	100%
Unavailable:		
Young carers	1	2.63%
Teenage parents	8	21.05%
Illness	20	52.63%
Pregnancy	8	21.05%
Religious grounds	0	0.00%
Unlikely to be economically active	1	2.63%
Other reason	0	0.00%
Unavailable Total	38	100%

NEET Leavers and Joiners



% of Vulnerable Cohorts who are NEET



Education and Young People's Services Performance Management

NEET Monthly Report - Tunbridge Wells

16-18 year old cohort by Vulnerable Group	Jun-16	May-16	Apr-16	Mar-16	Feb-16	Jan-16	Dec-15	Nov-15	Oct-15	Sep-15	Aug-15	Jul-15	Jun-15
Children in Care	73	67	63	62	58	52	72	63	14	14	20	19	19
subset CIC resp. not known	0	0	0	0	0	0	0	0	0	0	0	0	
subset CIC KCC responsibility	67	67	63	62	58	52	70	61	12	11	18	17	
subset CIC OOC responsibility	0	0	0	0	0	0	2	2	2	3	2	2	
Caring for own child	16	15	14	13	13	12	10	10	8	8	19	19	19
Asylum seeker	64	58	54	53	49	43	58	50	5	0	4	4	4
Carer not own child	7	6	6	6	6	6	6	6	6	5	6	6	6
Substance Misuse	2	2	2	2	2	2	3	3	3	3	4	4	4
Care Leaver	5	5	5	6	6	6	2	2	2	2	6	6	6
subset CL resp. not known	0	0	0	0	0	0	0	0	0	0	0	0	
subset CL KCC responsibility	4	4	4	5	5	5	1	1	1	1	4	4	
subset CL OOC responsibility	1	1	1	1	1	1	1	1	1	1	2	2	
Supervised by YOT	9	7	7	7	6	8	8	4	15	15	17	16	16
Pregnancy	10	10	9	9	9	8	8	7	8	7	10	10	10
Parent not caring for own child	1	1	1	1	1	1	1	1	1	1	2	2	2
SEND (16-18 year olds)	136	133	133	134	133	132	132	128	133	129	139	140	140
SEND (19+ year olds)	17	18	21	23	24	28	31	34	39	43	225	227	227
Total 16-18 cohort with at least one vulnerable group	248	237	231	229	224	217	229	213	180	169	204	203	203

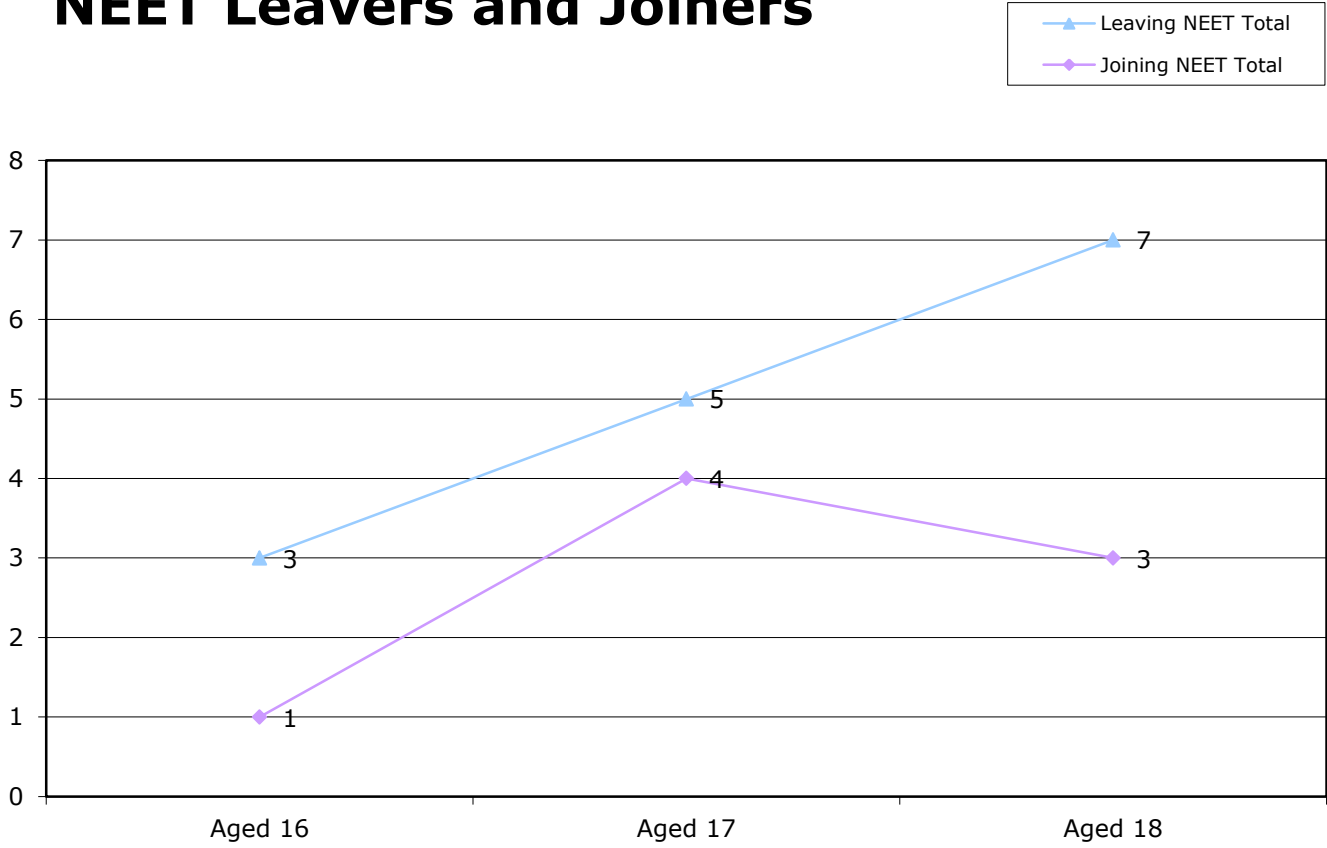
16-18 year old NEET by Vulnerable Group	Jun-16	May-16	Apr-16	Mar-16	Feb-16	Jan-16	Dec-15	Nov-15	Oct-15	Sep-15	Aug-15	Jul-15	Jun-15
Children in Care	3	4	3	3	3	3	4	5	5	4	4	3	2
subset CIC resp. not known	0	0	0	0	0	0	0	0	0	0	0	0	
subset CIC KCC responsibility	4	4	3	3	3	3	3	4	4	3	3	2	
subset CIC OOC responsibility	0	0	0	0	0	0	1	1	1	1	1	1	
Caring for own child	14	13	13	12	12	11	9	9	7	7	16	16	16
Asylum seeker	0	0	0	0	0	0	0	0	0	0	0	0	0
Carer not own child	2	1	1	1	1	1	1	1	1	1	1	1	2
Substance Misuse	2	2	2	2	2	2	2	2	2	2	2	2	2
Care Leaver	3	3	3	3	3	3	2	2	2	2	5	5	5
subset CL resp. not known	0	0	0	0	0	0	0	0	0	0	0	0	
subset CL KCC responsibility	2	2	2	2	2	2	1	1	1	1	3	3	
subset CL OOC responsibility	1	1	1	1	1	1	1	1	1	1	2	2	
Supervised by YOT	4	3	2	2	2	4	4	1	6	6	8	7	6
Pregnancy	7	7	7	7	7	7	7	6	5	4	6	6	6
Parent not caring for own child	0	0	0	0	0	0	0	0	0	0	0	0	0
SEND (16-18 year olds)	21	20	17	14	13	12	10	8	9	10	12	12	11
SEND (19+ year olds)	2	3	3	3	3	4	4	4	4	4	33	34	33
Total 16-18 NEET with at least one vulnerable group	50	48	45	40	40	39	36	31	30	29	45	43	42

16-18 year old Not Knowns by Vulnerable Group	Jun-16	May-16	Apr-16	Mar-16	Feb-16	Jan-16	Dec-15	Nov-15	Oct-15	Sep-15	Aug-15	Jul-15	Jun-15
Children in Care	0	2	0	0	0	0	4	5	5	10	8	7	2
subset CIC resp. not known	0	0	0	0	0	0	0	0	0	0	0	0	
subset CIC KCC responsibility	0	2	0	0	0	0	3	4	4	8	7	7	
subset CIC OOC responsibility	0	0	0	0	0	0	1	1	1	2	1	0	
Caring for own child	1	1	0	0	0	0	0	0	1	1	2	2	1
Asylum seeker	0	2	0	0	0	0	0	1	0	0	2	2	0
Carer not own child	0	0	0	0	0	1	0	1	1	2	1	1	0
Substance Misuse	0	0	0	0	0	0	1	1	1	1	2	1	1
Care Leaver	0	0	0	0	0	0	0	0	0	0	1	1	1
subset CL resp. not known	0	0	0	0	0	0	0	0	0	0	0	0	
subset CL KCC responsibility	0	0	0	0	0	0	0	0	0	0	1	1	
subset CL OOC responsibility	0	0	0	0	0	0	0	0	0	0	0	0	
Supervised by YOT	0	0	0	0	0	0	1	1	5	8	6	5	1
Pregnancy	0	0	0	0	0	0	0	1	3	3	2	1	0
Parent not caring for own child	0	0	0	0	0	0	0	0	0	1	2	2	1
SEND (16-18 year olds)	8	8	9	7	8	8	18	22	36	80	51	50	21
SEND (19+ year olds)	4	5	7	9	9	11	12	14	20	36	183	181	182
Total not known with at least one vulnerable group	9	11	9	7	8	9	19	26	47	99	69	66	24

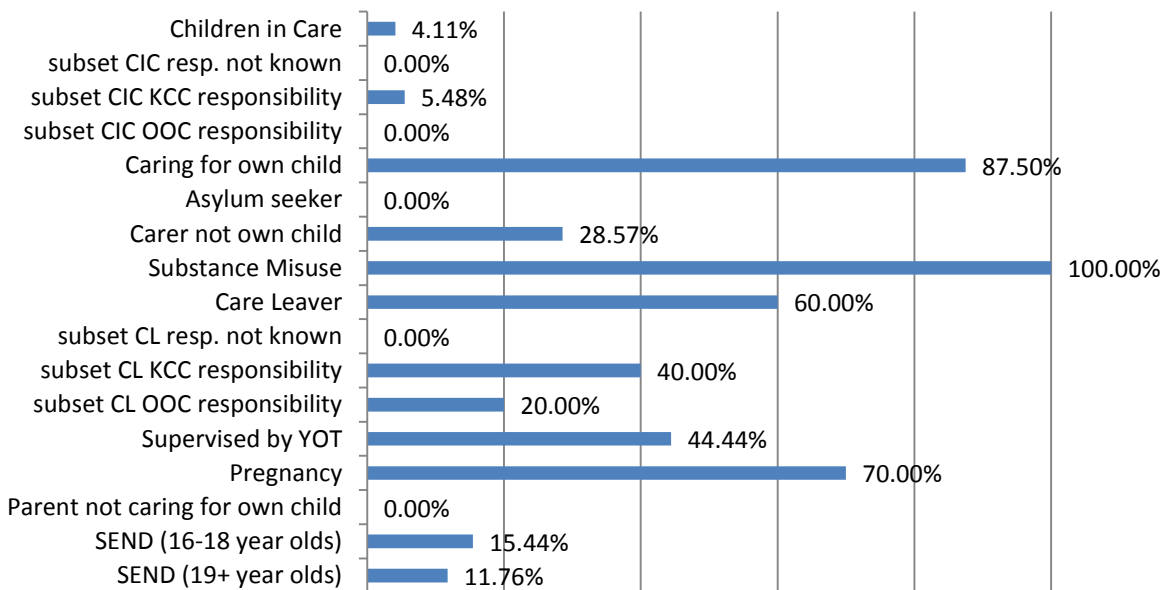
16-18 Year old NEET Leavers & Joiners	Aged 16	Aged 17	Aged 18	16-18 Total	Aged 19
Leaving NEET Total	3	5	7	15	9
Education	0	0	0	0	0
Employment	3	3	7	13	0
Government supported training	0	0	0	0	0
Re-engagement Provision	0	1	0	1	0
Transfer to another LA	0	1	0	1	0
Age reached where no active record required	0	0	0	0	9
Left England so no longer active record	0	0	0	0	0
Found to be a duplicate record	0	0	0	0	0
Deceased	0	0	0	0	0
Custodial Sentence	0	0	0	0	0
Cannot Be Contacted	0	0	0	0	0
Refused to disclose activity	0	0	0	0	0
Unknown Activity	0	0	0	0	0
Other Reason	0	0	0	0	0
Joining NEET Total	1	4	3	8	0
Education	1	0	0	1	0
Employment	0	2	2	4	0
Training	0	0	0	0	0
Re-engagement Provision	0	1	0	1	0
From other area	0	0	0	0	0
Other (inc custodial sentence)	0	1	1	2	0
Joiners>Leavers	2	1	4	7	9

16-18 Year Old NEET Labour Market Summary	No	%
Available:		
Working not for reward	3	1.69%
Not yet ready for work or learning	13	7.30%
Start Date agreed (other)	1	0.56%
Start Date agreed (RPA compliant)	3	1.69%
Seeking EET	158	88.76%
Available Total	178	100%
Unavailable:		
Young carers	1	2.94%
Teenage parents	8	23.53%
Illness	22	64.71%
Pregnancy	2	5.88%
Religious grounds	0	0.00%
Unlikely to be economically active	1	2.94%
Other reason	0	0.00%
Unavailable Total	34	100%

NEET Leavers and Joiners



% of Vulnerable Cohorts who are NEET

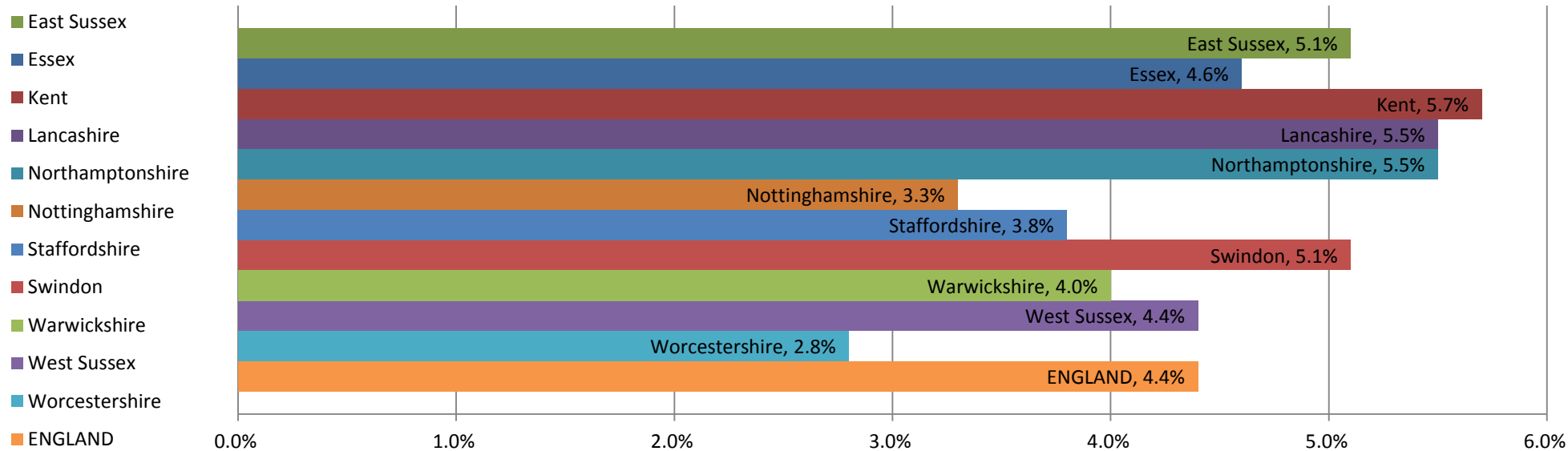


Education and Young People's Services Performance Management
Kent/National/Statistical Neighbours
AS AT May 2016

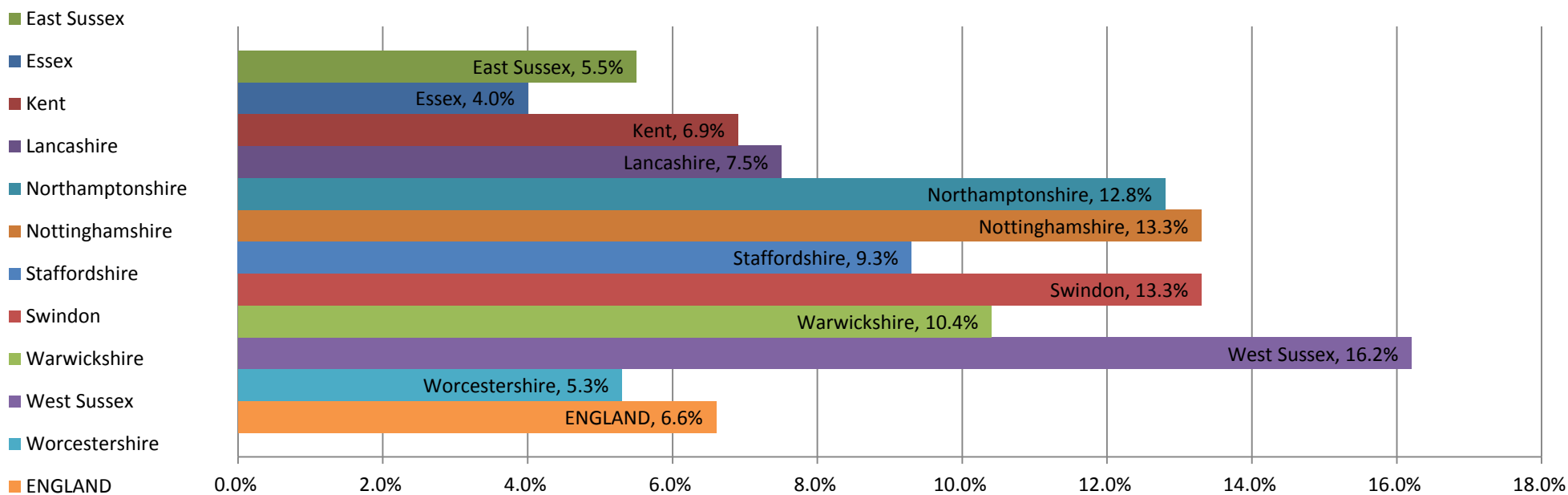
	NEET		Not known		In learning	
	% Academic Age16-18s NEET	% change over last 12 months	% Academic Age16-18s NK	% change over last 12 months	% Academic Age16-18s in learning	% change over last 12 months
ENGLAND	4.4%	-8.3%	6.6%	-6.5%	83.8%	0.8%

Name	NEET Ranked Position	Academic Age16-18 (Y12-Y14) NEET %	Y12 NEET%	Y13 NEET%	Y14 NEET%	N/K Ranked Position	Academic Age 16 - 18 (Y12-Y14) NK %	Y12 NK%	Y13 NK%	Y14 NK%	Academic Age 16 - 18 (Y12-14) In Learning %	Y12 In Learning %	Y13 In Learning %	Y14 In Learning %
Kent	11	5.7%	3.5%	5.3%	8.4%	4	6.9%	2.5%	6.1%	11.8%	77.2%	91.1%	81.7%	59.2%
East Sussex	8	5.1%	3.1%	4.3%	7.8%	3	5.5%	0.5%	3.3%	12.4%	81.1%	95.2%	88.1%	60.6%
Essex	6	4.6%	2.3%	4.2%	7.3%	1	4.0%	1.3%	3.5%	7.1%	81.1%	94.9%	86.7%	62.1%
Lancashire	9	5.5%	3.4%	5.3%	7.8%	5	7.5%	4.9%	6.2%	11.3%	82.2%	90.6%	85.9%	70.6%
Northamptonshire	10	5.5%	2.9%	5.2%	8.6%	8	12.8%	3.4%	9.5%	25.5%	80.0%	93.2%	84.0%	62.4%
Nottinghamshire	2	3.3%	1.4%	2.6%	6.3%	9	13.3%	1.6%	11.8%	25.8%	83.2%	96.9%	85.0%	68.4%
Staffordshire	3	3.8%	2.3%	3.2%	5.9%	6	9.3%	2.2%	5.5%	19.6%	81.8%	94.6%	87.4%	64.1%
Swindon	7	5.1%	2.3%	4.6%	8.7%	10	13.3%	2.2%	6.4%	31.2%	78.7%	93.8%	84.6%	58.0%
Warwickshire	4	4.0%	2.4%	3.4%	6.1%	7	10.4%	3.0%	6.0%	21.0%	84.1%	94.2%	89.8%	69.8%
West Sussex	5	4.4%	1.4%	3.1%	9.5%	11	16.2%	5.7%	13.6%	29.3%	78.2%	92.6%	82.8%	59.1%
Worcestershire	1	2.8%	2.2%	2.7%	3.5%	2	5.3%	0.7%	2.8%	12.2%	85.0%	95.6%	89.7%	70.4%
Mean Indicator for Statistical neighbours		4.4%	2.4%	3.9%	7.1%		9.8%	2.5%	6.9%	19.5%	81.5%	94.2%	86.4%	64.6%

Statistical Neighbours NEETs May 2016



Statistical Neighbours Not Knowns May 2016



Education and Young People's Services Performance Management NEET Monthly Report - Kent

Year 11 intended destinations summary	Cohort total	Total not yet recorded	Total undecided	%age of total
Kent	16645	976	937	11.5%
Ashford	1374	66	44	8.0%
Canterbury	1563	79	65	9.2%
Dartford	1423	87	61	10.4%
Dover	1346	92	75	12.4%
Gravesham	1224	77	29	8.7%
Maidstone	1894	83	37	6.3%
Sevenoaks	448	60	54	25.4%
Shepway	1096	55	87	13.0%
Swale	1644	102	316	25.4%
Thanet	1612	112	87	12.3%
Tonbridge & Malling	1573	104	64	10.7%
Tunbridge Wells	1448	59	18	5.3%

Year 11 September Guarantee summary	Cohort total	Total no offer made	%age of total
Kent	16684	1,933	11.6%
Ashford	1378	227	16.5%
Canterbury	1563	192	12.3%
Dartford	1426	324	22.7%
Dover	1353	149	11.0%
Gravesham	1223	105	8.6%
Maidstone	1898	122	6.4%
Sevenoaks	448	111	24.8%
Shepway	1104	77	7.0%
Swale	1652	127	7.7%
Thanet	1617	290	17.9%
Tonbridge & Malling	1576	135	8.6%
Tunbridge Wells	1446	74	5.1%

Year 12 September Guarantee summary	Cohort total	Total no offer made	%age of total
Kent	17364	5,970	34.4%
Ashford	1592	430	27.0%
Canterbury	1632	574	35.2%
Dartford	1182	577	48.8%
Dover	1255	425	33.9%
Gravesham	1273	553	43.4%
Maidstone	1815	655	36.1%
Sevenoaks	1258	403	32.0%
Shepway	1242	357	28.7%
Swale	1702	683	40.1%
Thanet	1662	664	40.0%
Tonbridge & Malling	1459	413	28.3%
Tunbridge Wells	1292	236	18.3%