

Education and Young People's Services

Young People Not in Education, Employment or Training (NEET)

Monthly Report - August 2015

Produced by: Management Information Unit, KCC

Publication Date: 10th September 2015

The figures are based on the monthly submission made to DfE via NCCIS for Kent County Council . Academic age is the age of the young person on 31st August (i.e.: prior to the start of the academic year). The figures include all 16 -18 year olds based on academic age with a Kent County Council area postcode as their primary address.



Executive Summary

NEETs as a percentage of the 16-18 academic age group (Year 12, 13 and 14)

The NEET percentage includes an adjustment factor which assumes that 8% of currency expired not knowns are assumed to be NEET.

Jun-14	6.28	Jun-15	6.10
Jul-14	6.33	Jul-15	7.80
Aug-14	6.36	Aug-15	8.64

Not Knowns as a percentage of the 16-18 academic age group (Year 12, 13 and 14)

Jun-14	11.72	Jun-15	9.24
Jul-14	11.93	Jul-15	27.78
Aug-14	11.97	Aug-15	31.14

16-18 year old NEET by Vulnerable Group	Aug-15	Jul-15	Jun-15	May-15	Apr-15	Mar-15	Feb-15	Jan-15	Dec-14	Nov-14	Oct-14	Sep-14	Aug-14
Children in Care	131	127	121	116	114	107	98	97	94	91	78	98	165
known	3	4											
subset CIC KCC responsibility	103	98											
subset CIC OOC responsibility	25	25											
Caring for own child	292	290	281	267	253	237	230	224	187	175	154	165	408
Asylum seeker	4	4	4	4	4	4	4	4	5	5	2	3	5
Carer not own child	31	31	32	31	30	28	25	23	21	18	17	18	29
Substance Misuse	16	16	16	16	14	14	11	14	12	19	15	18	32
Care Leaver	41	40	38	38	38	38	37	33	31	28	31	41	31
known	0	0											
subset CL KCC responsibility	37	36											
subset CL OOC responsibility	4	4											
Supervised by YOT	91	91	87	89	83	83	77	75	85	75	57	47	63
Pregnancy	166	168	171	164	153	148	136	130	112	96	93	94	143
Parent not caring for own child	8	7	7	7	7	7	8	9	7	5	6	7	12
SEND (16-18 year olds)	221	212	194	198	191	193	174	168	166	154	147	157	295
SEND (19+ year olds)	841	857	849	841	836	837	833	834	830	826	841	858	748
Total 16-18 NEET with at least one vulnerable group	857	839	816	796	761	733	680	659	598	546	504	551	974

16-18 year old Not Knowns by Vulnerable Group	Aug-15	Jul-15	Jun-15	May-15	Apr-15	Mar-15	Feb-15	Jan-15	Dec-14	Nov-14	Oct-14	Sep-14	Aug-14
Children in Care	360	311	121	115	107	97	99	95	99	169	189	424	77
known	1	1											
subset CIC KCC responsibility	204	177											
subset CIC OOC responsibility	155	133											
Caring for own child	84	75	48	45	45	38	38	35	38	44	45	63	37
Asylum seeker	30	25	13	12	12	9	10	10	10	16	21	30	19
Carer not own child	40	38	15	16	14	10	9	9	8	9	11	39	7
Substance Misuse	35	32	19	16	15	12	12	11	5	30	31	57	20
Care Leaver	37	35	21	19	18	18	16	18	12	16	16	17	8
known	0	0											
subset CL KCC responsibility	34	32											
subset CL OOC responsibility	3	3											
Supervised by YOT	91	76	37	26	15	12	5	1	8	72	78	123	23
Pregnancy	50	45	25	21	20	14	14	14	15	14	13	25	8
Parent not caring for own child	6	7	3	4	3	1	0	0	0	1	2	5	3
SEND (16-18 year olds)	1011	954	330	314	298	279	284	304	337	404	463	1300	213
SEND (19+ year olds)	2912	2886	2700	2693	2655	2548	2552	2529	2532	2520	2567	2875	1905
Total not known with at least one vulnerable group	1530	1407	543	509	478	428	429	441	474	645	726	1820	374

Please note the values in the above tables which show the breakdown of the Children In Care and Care Leaver sections - this is also replicated on the individual pages for each of the districts

Executive Summary - continued

Strategic and Planning

Skills and Employability

The change in rules this year regarding the recording of when college leavers become 'Not Known' has for the second month impacted on the overall total of 'Not Knowns' and explains the increase on last year. A high proportion of these leavers will be joining second and third years in sixth forms or FE colleges and their status will be captured in the returns from these institutions in September and October.

Those young people who left an advanced two year course in July this year, were contacted in August. The other focus for tracking Not Knowns in August was on those young people without a September Guarantee. As a consequence, the percentage of Year 11s without a September Guarantee is 8% lower than the same time last year and for Year 12's it dropped by 8.9% between July and August this year.

Early Help and Preventative Services

Early Help and Preventative Services, including Youth Justice, are currently taking a range of actions in response to the increases in the number in the NEET population (16 – 18 years academic age group) and in their percentage share of the overall cohort in this age group in the county. The actions will include:

- (i) preparing a plan for the new service structure which will set out proposed approaches for both targeted and universal access opportunities, co-ordinated via the Youth Hubs in each District, for the NEET population. Youth Hub staff are working with CXK in targeting the vulnerable groups with the latter providing both drop ins, 1:1 appointments and surgeries. The Thanet Hub, for example, has Avanti co-ordinating a 4 week Dance intervention Project for young people who are NEET, running between 14.09.15 – 14.10.15, a 16+ group each Wednesday evening to deliver information and signposting on to programmes when appropriate, such as CXK Elevate, Talent Match and Youth Contract
- (ii) a specific focus with District Managers and Youth Hub Delivery Managers in Swale, Thanet and Shepway, where the highest rises in the NEET population have been recorded, will be undertaken by Information & Intelligence during September and October
- (iii) Information & Intelligence is undertaking an audit of cases with respect to ETE related activity and impact. The audit covers the 31 cases involving 16 & 17 year olds that will close during August & September - this will provide information on the accuracy of recording; if ETE is in the initial plan and if there is evidence that YP are supported into ETE in the final planning stage. It will also identify the level of needs of the young people and if they show willingness to engage in ETE; are offered an ETE place during their intervention and remain in that ETE destination for more than 4 weeks. The intention is to support effective interventions focussing on ETE within a youth justice service
- (iv) Information & Intelligence completing an audit of Youth Hubs which will enable best practice with the NEET population to be disseminated and the learning used to establish approaches which are consistent across all Districts and where there is evidence of effectiveness
- (v) the NEET data sets published monthly by the Management Information Unit (Information & Intelligence) being shared with each of the Districts and used to inform the targeting of individual young people for support – these young people will include those who are both NEET and who are known to the 4 Youth Offending Teams across the county, including those being released from custody so improving through the gate support for individuals resettling in the community
- (vi) establishing a consistent model across all Districts for the recording of participation and destinations for young people known to EHPS on IYSS so that the quality of data and management information reporting improves significantly – this in turn will assist the understanding of the population and of their needs if they are to be assisted to participate in EET. An IYSS training the trainers programme will be completed on the 22nd and 23rd September and the training of staff (Youth Hub Delivery Managers, Senior Early Help Workers and Business Support) similarly completed at the earliest possible point

Next Steps

Skills and Employability

In September, while enrolment data is collected from schools and FE colleges by the Management Information Unit, the focus of the Skills and Employability Service will be to set up the processes to collect leaver data from sixth forms, this will impact in October; to continue to communicate with providers about tracking processes, roles and responsibilities; strengthen the link with the Department for Work and Pensions and training providers and to track those in employment or apprenticeships whose status on the IYSS database has expired.

Education and Young People's Services Performance Management

NEET Monthly Report - Kent

16-18 year old NEET Summary	Total Cohort 16-18	No. NEET 16-18	% NEET 16-18	NEET Target 16-18 Jan 2016	Diff from target	% NEET Age 16	% NEET Age 17	% NEET Age 18	Not knowns				
									Acad age 16	Acad age 17	Acad age 18	Total	% of cohort
Kent	52,849	3,155	8.64%	2.50%	6.14%	5.09%	8.44%	12.22%	5,297	5,296	5,864	16,457	31.14%
Ashford	4,628	254	7.45%	2.10%	5.35%	3.82%	8.00%	10.55%	359	364	480	1,203	25.99%
Canterbury	4,824	301	9.29%	2.04%	7.25%	5.02%	9.74%	12.60%	497	553	557	1,607	33.31%
Dartford	3,498	189	8.13%	2.54%	5.59%	5.06%	7.68%	11.43%	378	412	385	1,175	33.59%
Dover	3,936	236	9.27%	2.79%	6.48%	5.92%	8.92%	12.50%	452	485	468	1,405	35.70%
Gravesham	3,975	273	10.23%	2.52%	7.71%	5.61%	11.24%	13.61%	433	427	470	1,330	33.46%
Maidstone	5,479	307	7.85%	2.49%	5.36%	3.59%	7.34%	12.40%	485	463	617	1,565	28.56%
Sevenoaks	3,473	133	5.58%	1.64%	3.94%	3.34%	6.26%	7.17%	317	320	377	1,014	29.20%
Shepway	3,878	256	9.13%	3.03%	6.10%	5.85%	8.45%	13.22%	319	332	442	1,093	28.18%
Swale	5,388	409	11.08%	3.04%	8.04%	7.50%	8.44%	16.89%	585	610	567	1,762	32.70%
Thanet	5,282	381	11.81%	3.49%	8.32%	7.24%	11.33%	16.58%	767	677	671	2,115	40.04%
Tonbridge & Malling	4,487	233	7.27%	1.67%	5.60%	4.47%	7.11%	10.19%	403	403	456	1,262	28.13%
Tunbridge Wells	4,001	183	6.05%	1.65%	4.40%	4.00%	6.55%	7.62%	302	250	374	926	23.14%

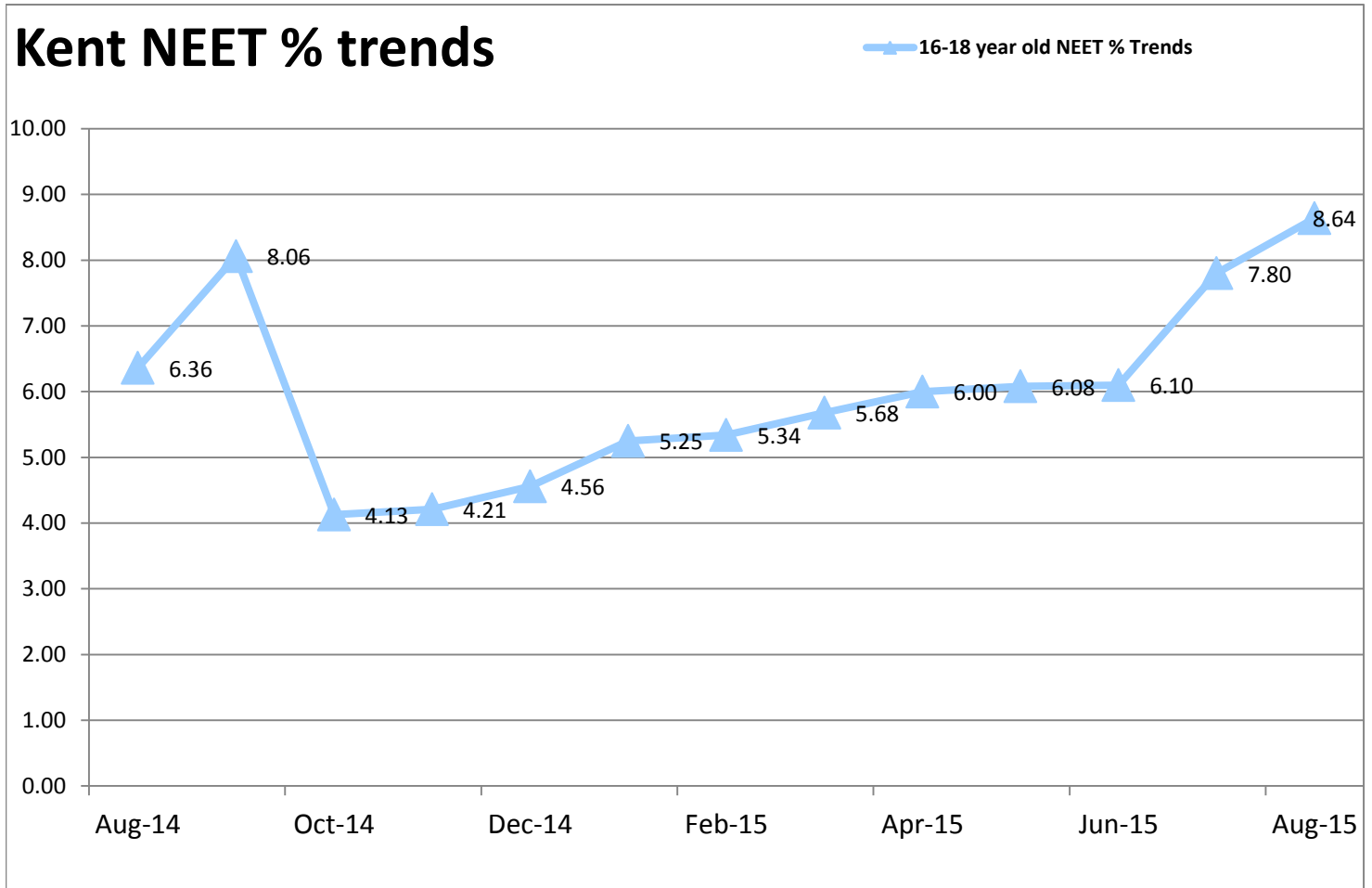
16-18 year old NEET % Trends	Aug-15	Jul-15	Jun-15	May-15	Apr-15	Mar-15	Feb-15	Jan-15	Dec-14	Nov-14	Oct-14	Sep-14	Aug-14
Kent	8.64	7.80	6.10	6.08	6.00	5.68	5.34	5.25	4.56	4.21	4.13	8.06	6.36
Ashford	7.45	6.52	5.75	5.99	5.93	5.55	4.99	4.78	4.29	4.30	3.83	8.34	6.33
Canterbury	9.29	8.29	6.30	6.38	6.17	5.74	5.20	4.98	4.48	3.86	3.93	7.90	5.27
Dartford	8.13	7.15	4.97	5.09	5.40	5.27	5.12	5.16	4.42	4.25	4.27	8.25	7.00
Dover	9.27	8.07	6.02	6.00	5.85	5.67	5.19	5.59	4.74	4.48	4.39	9.42	7.73
Gravesham	10.23	9.57	6.97	6.80	6.44	6.00	5.82	5.81	4.99	4.61	4.57	9.09	7.00
Maidstone	7.85	7.19	5.73	5.60	5.46	5.07	4.70	4.56	4.06	3.94	4.10	7.07	6.51
Sevenoaks	5.58	5.18	4.33	4.26	4.14	4.01	3.66	3.87	3.35	2.79	2.85	5.23	3.88
Shepway	9.13	8.28	6.75	6.61	6.99	6.89	6.53	6.07	5.06	4.68	4.71	9.42	7.17
Swale	11.08	9.97	7.78	7.67	7.55	7.33	7.22	7.15	6.51	6.00	5.76	10.63	7.95
Thanet	11.81	10.59	7.55	7.46	7.34	6.77	6.77	6.51	5.60	4.98	4.78	9.79	8.07
Tonbridge & Malling	7.27	6.64	5.19	5.21	4.99	4.72	4.35	4.25	3.48	3.17	3.05	5.57	4.73
Tunbridge Wells	6.05	5.58	4.70	4.81	4.80	4.37	3.63	3.55	2.91	2.65	2.57	4.93	4.39

16-18 year old Not Known % Trends	Aug-15	Jul-15	Jun-15	May-15	Apr-15	Mar-15	Feb-15	Jan-15	Dec-14	Nov-14	Oct-14	Sep-14	Aug-14
Kent	31.14	27.78	9.24	9.61	9.74	9.62	10.54	11.22	15.21	19.00	24.16	58.70	11.97
Ashford	25.99	22.43	9.97	10.28	10.08	9.89	9.89	10.57	14.98	18.73	25.79	56.67	11.39
Canterbury	33.31	28.20	8.56	9.15	8.97	8.36	9.22	10.03	13.57	15.62	23.73	59.44	8.87
Dartford	33.59	32.32	8.08	8.30	8.82	9.52	10.73	10.88	14.90	19.39	24.09	60.43	13.15
Dover	35.70	31.00	9.98	10.21	10.50	10.02	10.67	12.15	15.81	19.25	22.78	65.00	10.72
Gravesham	33.46	33.07	9.16	9.54	9.61	10.16	11.57	12.36	16.56	21.30	23.33	61.81	14.11
Maidstone	28.56	24.87	7.88	8.39	8.64	8.84	10.14	10.80	14.07	16.97	22.61	50.62	12.02
Sevenoaks	29.20	26.23	10.82	11.41	11.24	11.43	12.01	12.32	15.96	21.61	26.87	60.07	12.15
Shepway	28.18	25.10	10.00	10.13	9.92	9.64	10.28	11.36	16.01	21.59	24.23	54.45	13.39
Swale	32.70	28.47	9.20	9.54	9.48	9.03	10.76	11.13	15.40	18.66	26.39	57.95	13.52
Thanet	40.04	35.98	10.92	11.34	11.74	11.25	12.09	12.74	15.92	18.86	23.36	62.22	9.52
Tonbridge & Malling	28.13	24.98	8.42	8.86	9.29	8.86	10.05	10.64	14.99	19.07	23.75	59.21	13.79
Tunbridge Wells	23.14	20.39	8.02	8.28	8.68	8.98	9.34	9.89	14.93	19.13	23.25	59.06	11.96

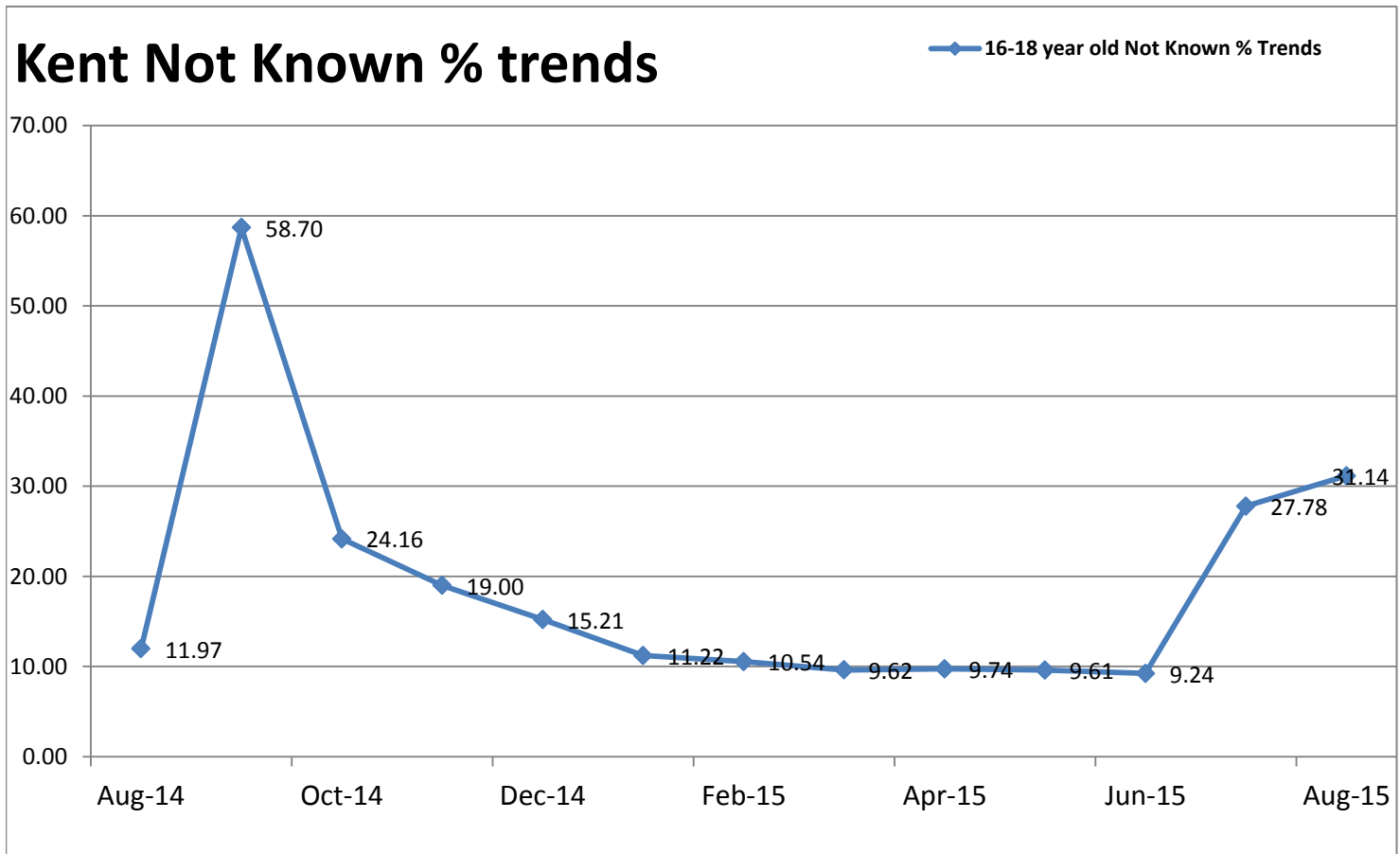
NEETs based on length of time in NEET	Equivalent - August 2014				
	0-6 weeks	7-13 weeks	14-26 weeks	27-52 weeks	52+ weeks
Kent	72	246	348	1266	1223
Ashford	11	26	37	104	76
Canterbury	5	17	30	131	118
Dartford	6	27	13	61	82
Dover	4	17	32	90	93
Gravesham	6	32	27	92	116
Maidstone	7	20	30	116	134
Sevenoaks	2	6	9	63	53
Shepway	12	14	29	106	95
Swale	8	27	42	171	161
Thanet	7	34	46	152	142
Tonbridge & Malling	3	14	30	98	88
Tunbridge Wells	1	12	23	82	65

Progress RPA - Participating	
% Age 16	% Age 17
64.86%	56.63%
71.40%	59.08%
62.91%	53.69%
62.62%	54.59%
58.54%	51.97%
62.31%	54.41%
69.53%	61.46%
69.31%	58.18%
68.80%	60.48%
61.03%	52.93%
52.00%	48.38%
68.74%	60.28%
73.57%	67.33%

Kent NEET % trends



Kent Not Known % trends



Education and Young People's Services Performance Management

NEET Monthly Report - Kent

16-18 year old cohort by Vulnerable Group	Aug-15	Jul-15	Jun-15	May-15	Apr-15	Mar-15	Feb-15	Jan-15	Dec-14	Nov-14	Oct-14	Sep-14	Aug-14
Children in Care (CIC)	693	695	699	668	667	666	672	673	678	692	680	688	747
known	4	5											
subset CIC KCC responsibility	446	446											
subset CIC OOC responsibility	243	244											
Caring for own child	406	399	389	373	356	340	336	328	293	281	262	252	605
Asylum seeker	40	40	40	40	40	40	40	40	40	41	41	41	79
Carer not own child	89	88	88	88	87	83	79	77	72	73	73	71	84
Substance Misuse	74	74	73	73	72	72	72	71	71	101	99	98	136
Care Leaver (CL)	87	87	85	85	84	84	81	80	79	77	76	76	63
known	0	0											
subset CL KCC responsibility	79	79											
subset CL OOC responsibility	8	8											
Supervised by YOT	241	241	243	242	239	237	236	231	257	289	285	259	166
Pregnancy	235	238	240	210	195	188	177	168	157	143	137	133	196
Parent not caring for own child	16	16	16	16	16	16	16	16	13	13	13	13	22
SEND (16-18 year olds)	2071	2078	2079	2083	2082	2082	2088	2086	2087	2094	2106	2114	2283
SEND (19+ year olds)	3867	3895	3895	3895	3895	3895	3898	3898	3900	3901	3902	3902	3196
Total 16-18 cohort with at least one vulnerable group	3487	3482	3479	3418	3381	3356	3339	3316	3279	3309	3295	3276	3822

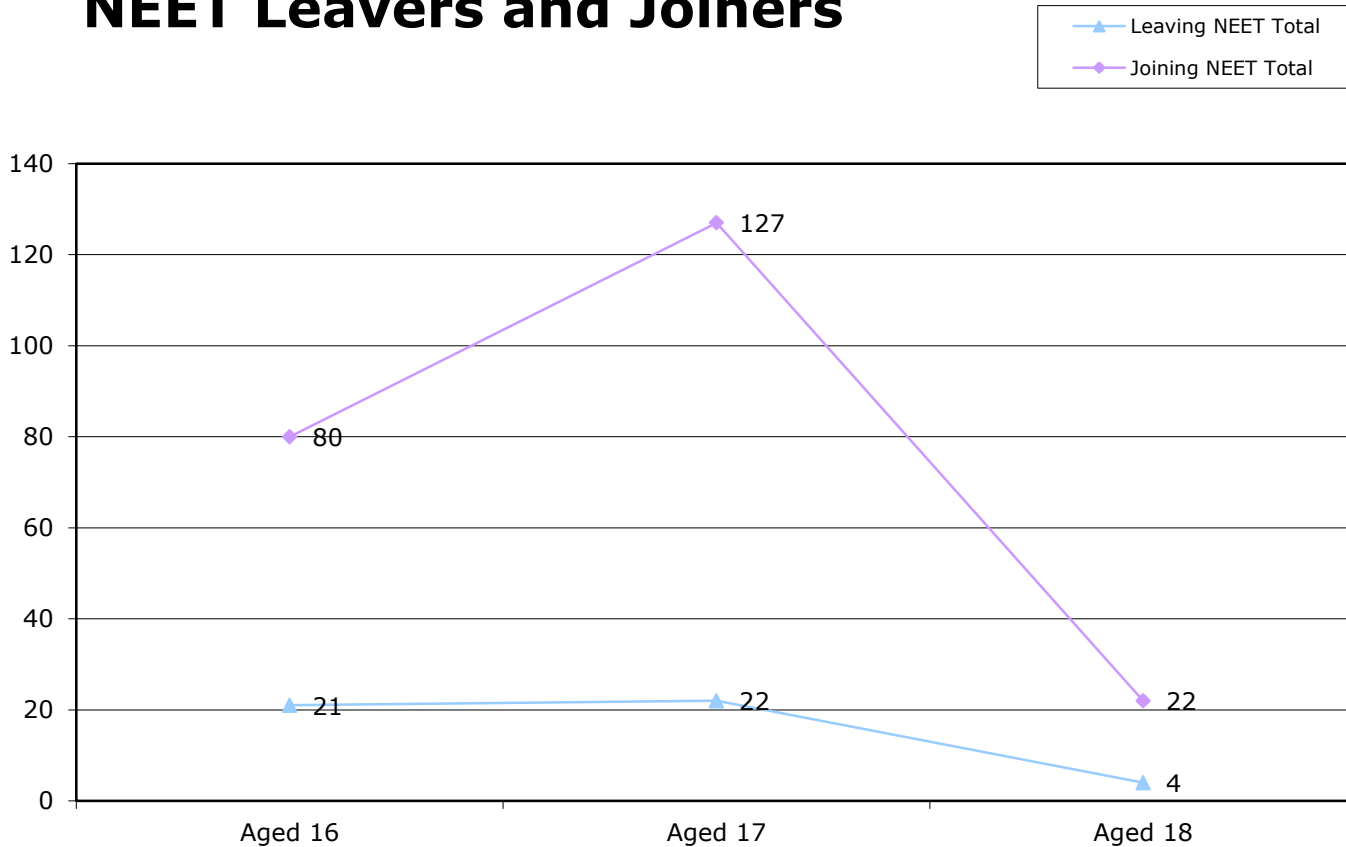
16-18 year old NEET by Vulnerable Group	Aug-15	Jul-15	Jun-15	May-15	Apr-15	Mar-15	Feb-15	Jan-15	Dec-14	Nov-14	Oct-14	Sep-14	Aug-14
Children in Care (CIC)	131	127	121	116	114	107	98	97	94	91	78	98	165
known	3	4											
subset CIC KCC responsibility	103	98											
subset CIC OOC responsibility	25	25											
Caring for own child	292	290	281	267	253	237	230	224	187	175	154	165	408
Asylum seeker	4	4	4	4	4	4	4	4	5	5	2	3	5
Carer not own child	31	31	32	31	30	28	25	23	21	18	17	18	29
Substance Misuse	16	16	16	16	14	14	11	14	12	19	15	18	32
Care Leaver (CL)	41	40	38	38	38	38	37	33	31	28	31	41	31
known	0	0											
subset CL KCC responsibility	37	36											
subset CL OOC responsibility	4	4											
Supervised by YOT	91	91	87	89	83	83	77	75	85	75	57	47	63
Pregnancy	166	168	171	164	153	148	136	130	112	96	93	94	143
Parent not caring for own child	8	7	7	7	7	7	8	9	7	5	6	7	12
SEND (16-18 year olds)	221	212	194	198	191	193	174	168	166	154	147	157	295
SEND (19+ year olds)	841	839	849	841	836	837	833	834	830	826	841	858	748
Total 16-18 NEET with at least one vulnerable group	858	857	816	796	761	733	680	659	598	546	504	551	974

16-18 year old Not Knowns by Vulnerable Group	Aug-15	Jul-15	Jun-15	May-15	Apr-15	Mar-15	Feb-15	Jan-15	Dec-14	Nov-14	Oct-14	Sep-14	Aug-14
Children in Care (CIC)	360	311	121	115	107	97	99	95	99	169	189	424	77
known	1	1											
subset CIC KCC responsibility	204	177											
subset CIC OOC responsibility	155	133											
Caring for own child	84	75	48	45	45	38	38	35	38	44	45	63	37
Asylum seeker	30	25	13	12	12	9	10	10	10	16	21	30	19
Carer not own child	40	38	15	16	14	10	9	9	8	9	11	39	7
Substance Misuse	35	32	19	16	15	12	12	11	5	30	31	57	20
Care Leaver (CL)	37	35	21	19	18	18	16	18	12	16	16	17	8
known	0	0											
subset CL KCC responsibility	34	32											
subset CL OOC responsibility	3	3											
Supervised by YOT	91	76	37	26	15	12	5	1	8	72	78	123	23
Pregnancy	50	45	25	21	20	14	14	14	15	14	13	25	8
Parent not caring for own child	6	7	3	4	3	1	0	0	0	1	2	5	3
SEND (16-18 year olds)	1011	954	330	314	298	279	284	304	337	404	463	1300	213
SEND (19+ year olds)	2912	2886	2700	2693	2655	2548	2552	2529	2532	2520	2567	2875	1905
Total 16-18 not known with at least one vulnerable group	1531	1407	543	509	478	428	429	441	474	645	726	1820	374

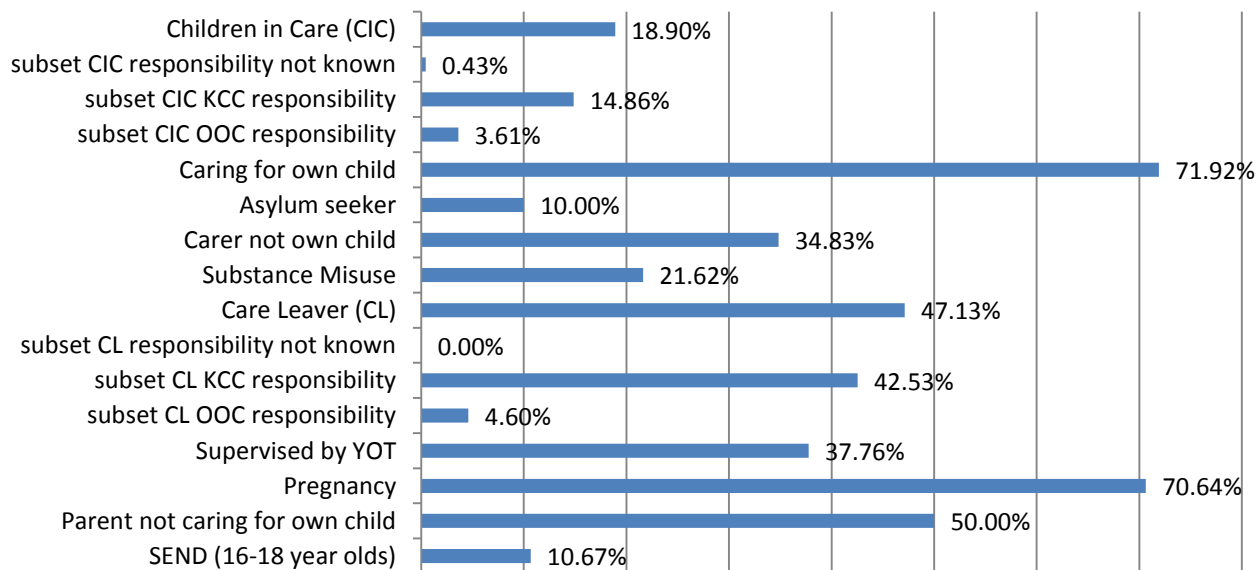
16-18 Year old NEET Leavers & Joiners	Aged 16	Aged 17	Aged 18	16-18 Total	Aged 19
Leaving NEET Total	21	22	4	47	111
Education	0	0	0	0	0
Employment	13	14	3	30	1
Government supported training	5	4	0	9	0
Re-engagement Provision	0	0	0	0	0
NEET in other area	1	1	0	2	0
Custodial Sentence	1	2	0	3	0
Moved Away	0	0	0	0	110
Cannot Be Contacted	0	0	0	0	0
Refused to disclose activity	0	0	0	0	0
Unknown Activity	0	0	0	0	0
Other Reason	1	1	1	3	0
Joining NEET Total	80	127	22	229	2
Education	12	15	1	28	1
Employment	7	14	6	27	0
Government supported training	15	5	6	26	0
Re-engagement Provision	0	0	0	0	0
NEET in other area	0	0	0	0	0
Other (inc custodial sentence)	46	93	9	148	1
Joiners>Leavers	-59	-105	-18	-182	109

16-18 Year Old NEET Labour Market Summary	No	%
Available:		
Working not for reward	60	2.33%
Not yet ready for work or learning	137	5.33%
Start Date agreed (other)	36	1.40%
Start Date agreed (RPA compliant)	82	3.19%
Seeking EET	2257	87.75%
Available Total	2572	100%
Unavailable:		
Young carers	18	3.09%
Teenage parents	252	43.22%
Illness	200	34.31%
Pregnancy	105	18.01%
Religious grounds	0	0.00%
Unlikely to be economically active	8	1.37%
Other reason	0	0.00%
Unavailable Total	583	100%

NEET Leavers and Joiners



% of Vulnerable Cohorts who are NEET



Education and Young People's Services Performance Management

NEET Monthly Report - Ashford

16-18 year old cohort by Vulnerable Group	Aug-15	Jul-15	Jun-15	May-15	Apr-15	Mar-15	Feb-15	Jan-15	Dec-14	Nov-14	Oct-14	Sep-14	Aug-14
Children in Care	61	61	60	55	56	56	55	55	53	56	56	63	70
known	0	0											
subset CIC KCC responsibility	37	37											
subset CIC OOC responsibility	24	24											
Caring for own child	29	28	28	26	23	23	23	22	18	15	13	12	35
Asylum seeker	4	4	4	4	4	4	4	4	4	4	4	4	10
Carer not own child	10	10	10	10	10	10	10	10	10	10	10	10	9
Substance Misuse	7	7	7	7	7	7	7	7	6	6	6	6	9
Care Leaver	6	6	6	5	5	5	5	4	4	5	5	5	10
known	0	0											
subset CL KCC responsibility	6	6											
subset CL OOC responsibility	0	0											
Supervised by YOT	13	13	13	13	13	13	13	14	15	17	18	20	8
Pregnancy	15	16	16	14	13	12	11	10	11	9	9	8	14
Parent not caring for own child	0	0	0	0	0	0	0	0	0	1	1	1	2
SEND (16-18 year olds)	154	154	154	154	153	153	153	152	152	155	157	170	183
SEND (19+ year olds)	316	319	319	319	319	319	319	319	320	322	323	323	249
Total 16-18 cohort with at least one vulnerable group	263	262	262	254	251	250	248	246	242	242	244	257	301

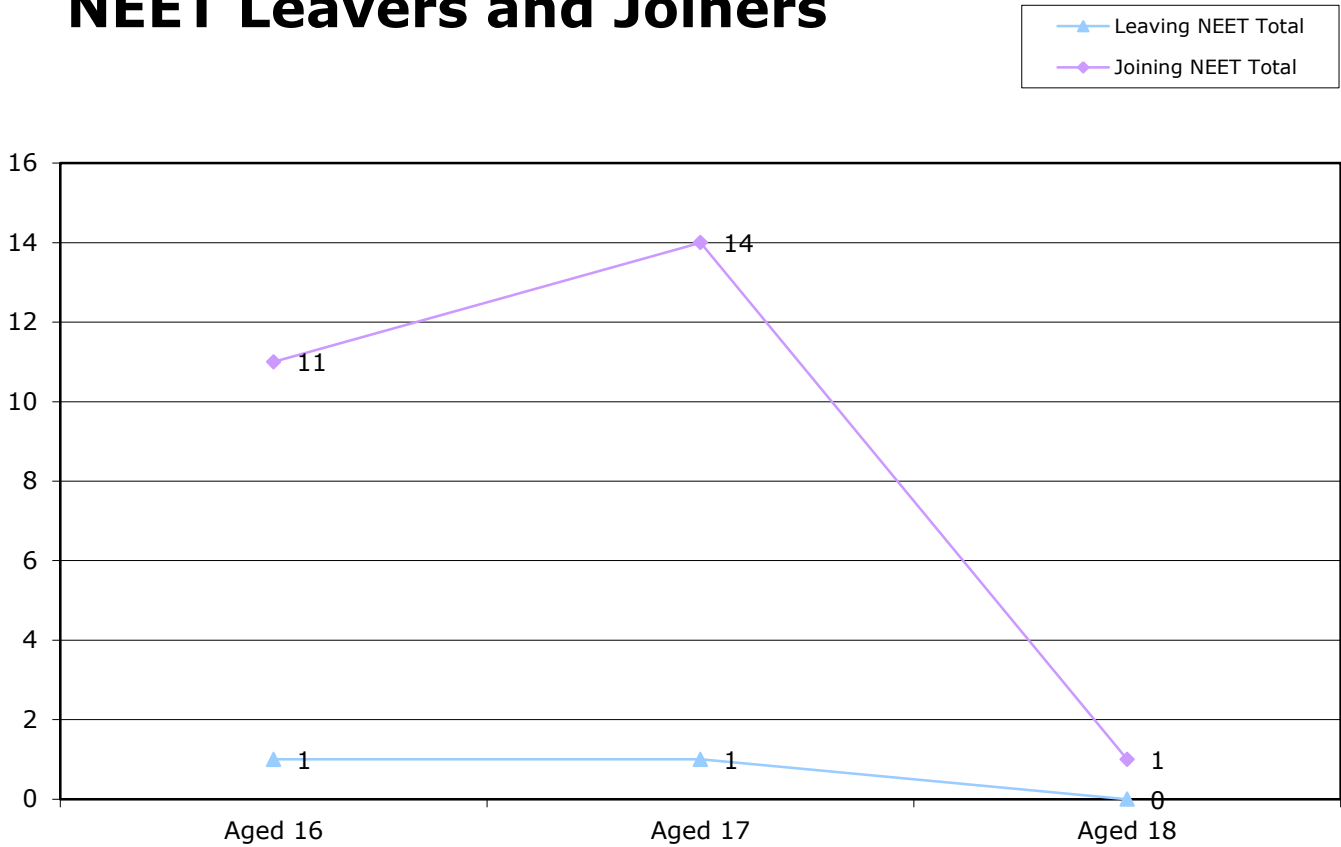
16-18 year old NEET by Vulnerable Group	Aug-15	Jul-15	Jun-15	May-15	Apr-15	Mar-15	Feb-15	Jan-15	Dec-14	Nov-14	Oct-14	Sep-14	Aug-14
Children in Care	14	12	13	13	14	14	12	12	9	9	7	12	15
known	0	0											
subset CIC KCC responsibility	14	12											
subset CIC OOC responsibility	0	0											
Caring for own child	22	21	21	20	17	17	16	15	10	7	5	5	22
Asylum seeker	0	0	0	0	0	0	0	0	0	0	0	0	0
Carer not own child	1	1	1	1	1	1	1	1	1	1	1	1	1
Substance Misuse	4	4	4	4	4	4	3	3	2	2	2	2	1
Care Leaver	4	4	4	3	3	3	3	3	3	4	4	4	6
known	0	0											
subset CL KCC responsibility	4	4											
subset CL OOC responsibility	0	0											
Supervised by YOT	5	5	5	5	5	5	5	4	3	5	3	3	9
Pregnancy	9	10	11	10	10	8	7	6	5	3	3	2	1
Parent not caring for own child	0	0	0	0	0	0	0	0	0	1	1	1	
SEND (16-18 year olds)	15	13	12	14	12	10	10	10	9	10	8	10	26
SEND (19+ year olds)	40	41	41	40	40	39	40	40	41	47	49	50	37
Total 16-18 NEET with at least one vulnerable group	59	56	57	56	53	48	44	42	32	30	25	33	69

16-18 year old Not Knowns by Vulnerable Group	Aug-15	Jul-15	Jun-15	May-15	Apr-15	Mar-15	Feb-15	Jan-15	Dec-14	Nov-14	Oct-14	Sep-14	Aug-14
Children in Care	33	31	15	12	12	11	8	6	6	13	14	37	8
known	0	0											
subset CIC KCC responsibility	15	14											
subset CIC OOC responsibility	18	17											
Caring for own child	4	4	4	4	4	2	2	2	2	2	2	4	6
Asylum seeker	4	3	2	2	2	0	0	0	0	2	2	4	3
Carer not own child	6	6	3	3	2	1	1	1	1	1	1	7	1
Substance Misuse	1	1	1	1	1	1	0	0	0	0	1	3	0
Care Leaver	1	1	2	2	2	2	2	1	0	0	0	0	1
known	0	0											
subset CL KCC responsibility	1	1											
subset CL OOC responsibility	0	0											
Supervised by YOT	3	3	4	3	1	1	1	1	2	1	4	7	1
Pregnancy	5	5	4	4	3	3	2	2	3	2	2	2	1
Parent not caring for own child	0	0	0	0	0	0	0	0	0	0	0	0	1
SEND (16-18 year olds)	63	55	26	23	22	21	20	20	26	32	37	96	20
SEND (19+ year olds)	263	266	254	247	244	233	234	232	235	239	243	272	179
Total not known with at least one vulnerable group	104	94	51	47	44	38	34	31	38	44	53	135	35

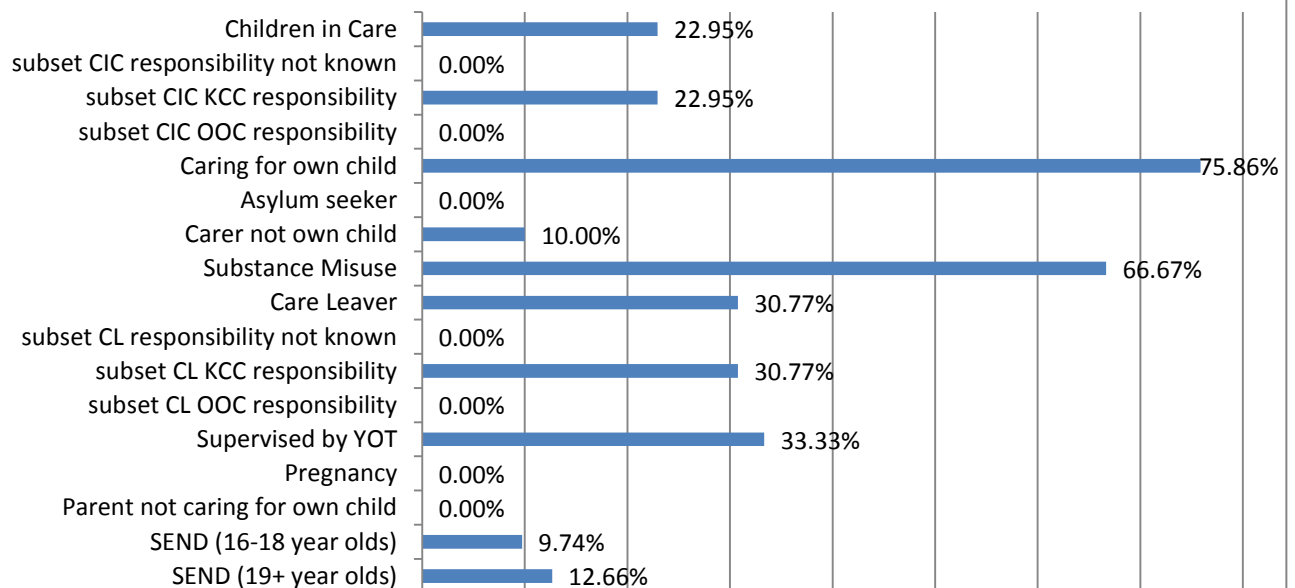
16-18 Year old NEET Leavers & Joiners	Aged 16	Aged 17	Aged 18	16-18 Total	Aged 19
Leaving NEET Total	1	1	0	2	8
Education	0	0	0	0	0
Employment	1	1	0	2	0
Government supported training	0	0	0	0	0
Re-engagement Provision	0	0	0	0	0
NEET in other area	0	0	0	0	0
Custodial Sentence	0	0	0	0	0
Moved Away	0	0	0	0	8
Cannot Be Contacted	0	0	0	0	0
Refused to disclose activity	0	0	0	0	0
Unknown Activity	0	0	0	0	0
Other Reason	0	0	0	0	0
Joining NEET Total	11	14	1	26	1
Education	5	2	1	8	0
Employment	2	1	0	3	0
Government supported training	3	2	0	5	0
Re-engagement Provision	0	0	0	0	0
NEET in other area	0	0	0	0	0
Other (inc custodial sentence)	1	9	0	10	1
Joiners>Leavers	-10	-13	-1	-24	7

16-18 Year Old NEET Labour Market Summary	No	%
Available:		
Working not for reward	6	2.82%
Not yet ready for work or learning	8	3.76%
Start Date agreed (other)	5	2.35%
Start Date agreed (RPA compliant)	3	1.41%
Seeking EET	191	89.67%
Available Total	213	100%
Unavailable:		
Young carers	0	0.00%
Teenage parents	18	43.90%
Illness	16	39.02%
Pregnancy	6	14.63%
Religious grounds	0	0.00%
Unlikely to be economically active	1	2.44%
Other reason	0	0.00%
Unavailable Total	41	100%

NEET Leavers and Joiners



% of Vulnerable Cohorts who are NEET



Education and Young People's Services Performance Management

NEET Monthly Report - Canterbury

16-18 year old cohort by Vulnerable Group	Aug-15	Jul-15	Jun-15	May-15	Apr-15	Mar-15	Feb-15	Jan-15	Dec-14	Nov-14	Oct-14	Sep-14	Aug-14
Children in Care	85	85	85	81	80	80	81	82	83	87	88	90	97
known	2	2											
subset CIC KCC responsibility	43	43											
subset CIC OOC responsibility	40	40											
Caring for own child	36	35	35	33	33	31	32	32	28	28	26	23	45
Asylum seeker	7	7	7	7	7	7	7	6	6	7	7	7	13
Carer not own child	4	4	4	4	4	4	4	4	4	4	4	4	5
Substance Misuse	9	9	9	9	9	9	9	9	9	10	10	10	12
Care Leaver	6	6	6	6	6	6	6	7	7	6	6	6	1
known	0	0											
subset CL KCC responsibility	6	6											
subset CL OOC responsibility	0	0											
Supervised by YOT	20	20	20	20	19	19	19	16	18	23	24	22	15
Pregnancy	24	24	24	20	20	20	18	16	13	10	11	9	17
Parent not caring for own child	0	0	0	0	0	0	1	1	0	0	0	0	1
SEND (16-18 year olds)	221	222	223	224	223	223	224	223	222	220	223	222	234
SEND (19+ year olds)	343	345	345	345	345	345	346	346	346	345	344	344	285
Total 16-18 cohort with at least one vulnerable group	357	356	357	349	348	346	345	341	334	337	341	338	377

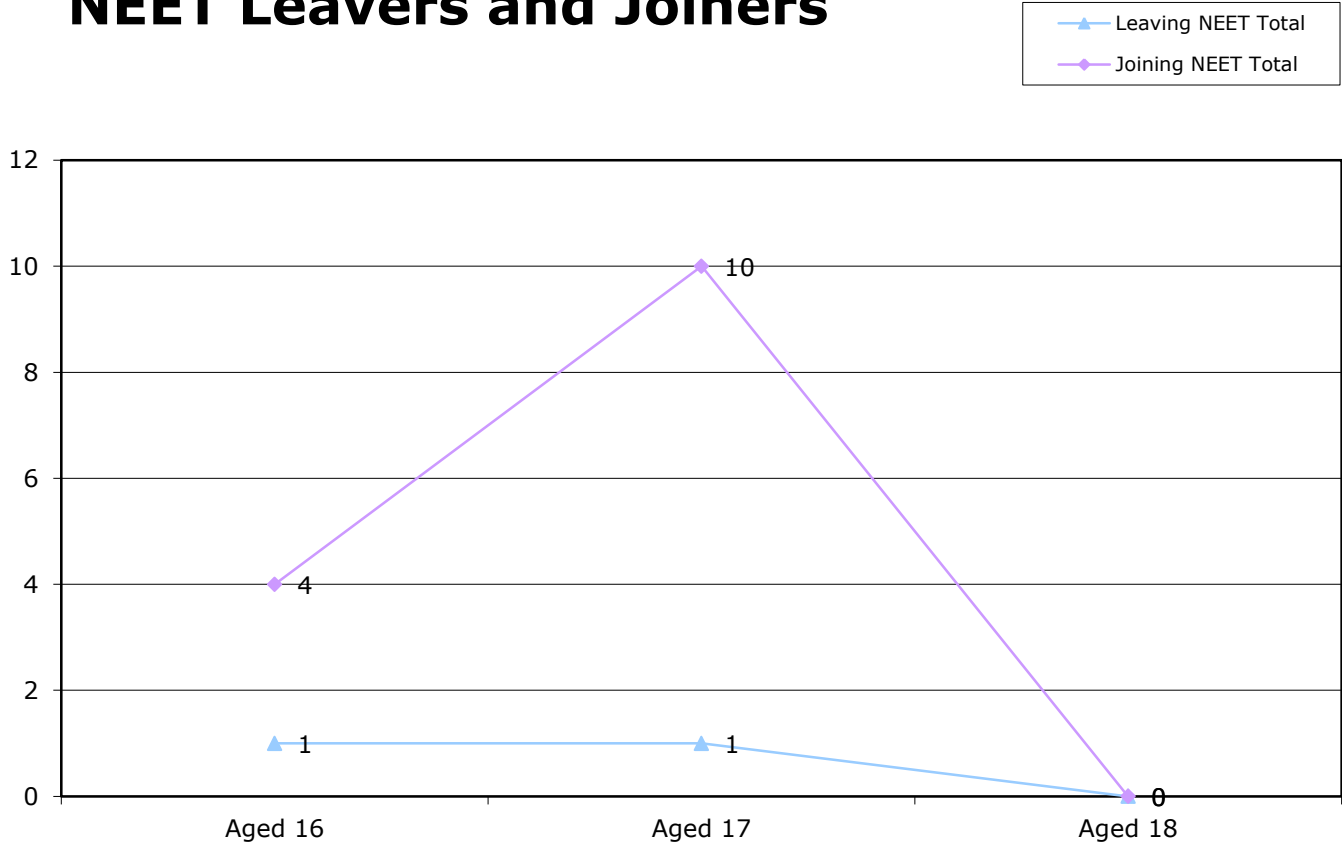
16-18 year old NEET by Vulnerable Group	Aug-15	Jul-15	Jun-15	May-15	Apr-15	Mar-15	Feb-15	Jan-15	Dec-14	Nov-14	Oct-14	Sep-14	Aug-14
Children in Care	14	14	14	14	12	11	11	10	9	9	9	8	12
known	1	1											
subset CIC KCC responsibility	8	8											
subset CIC OOC responsibility	5	5											
Caring for own child	22	22	22	20	20	18	18	19	14	14	12	14	25
Asylum seeker	1	1	1	1	1	1	1	1	1	1	0	0	0
Carer not own child	0	0	0	0	0	0	0	0	0	0	0	0	1
Substance Misuse	2	2	2	1	1	1	1	0	0	0	0	2	2
Care Leaver	5	5	5	5	5	5	5	2	2	2	2	4	0
known	0	0											
subset CL KCC responsibility	5	5											
subset CL OOC responsibility	0	0											
Supervised by YOT	7	7	8	8	7	7	6	3	4	3	5	5	3
Pregnancy	19	19	19	19	19	19	17	15	12	9	10	8	13
Parent not caring for own child	0	0	0	0	0	0	1	1	0	0	0	0	0
SEND (16-18 year olds)	27	26	25	25	23	25	23	21	18	18	20	19	30
SEND (19+ year olds)	78	78	77	77	77	77	77	78	77	75	76	80	71
Total 16-18 NEET with at least one vulnerable group	82	80	80	77	74	73	67	59	49	45	49	51	72

16-18 year old Not Knowns by Vulnerable Group	Aug-15	Jul-15	Jun-15	May-15	Apr-15	Mar-15	Feb-15	Jan-15	Dec-14	Nov-14	Oct-14	Sep-14	Aug-14
Children in Care	47	44	12	11	11	9	11	12	13	18	20	66	9
known	1	1											
subset CIC KCC responsibility	19	19											
subset CIC OOC responsibility	27	24											
Caring for own child	11	9	6	6	6	5	5	5	6	7	7	7	2
Asylum seeker	6	6	4	3	3	2	2	2	2	3	4	6	1
Carer not own child	2	2	0	0	0	0	0	0	0	0	0	2	0
Substance Misuse	4	4	2	2	2	2	2	2	2	3	3	6	0
Care Leaver	1	1	0	0	0	0	0	2	1	0	0	0	0
known	0	0											
subset CL KCC responsibility	1	1											
subset CL OOC responsibility	0	0											
Supervised by YOT	9	8	1	0	0	0	0	0	0	7	5	9	1
Pregnancy	3	3	2	0	0	0	0	0	0	0	0	1	0
Parent not caring for own child	0	0	0	0	0	0	0	0	0	0	0	0	0
SEND (16-18 year olds)	116	112	32	31	29	27	30	30	33	34	39	154	19
SEND (19+ year olds)	259	260	218	218	216	208	210	214	216	208	209	250	166
Total not known with at least one vulnerable group	170	160	52	47	45	40	44	47	50	61	66	213	29

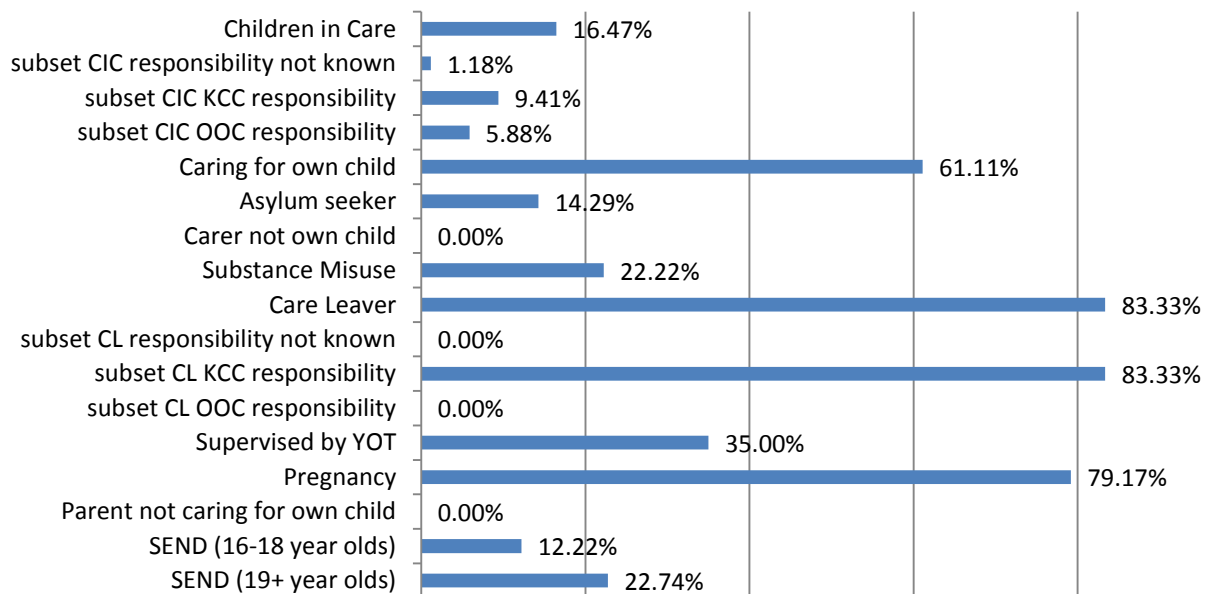
16-18 Year old NEET Leavers & Joiners	Aged 16	Aged 17	Aged 18	16-18 Total	Aged 19
Leaving NEET Total	1	1	0	2	5
Education	0	0	0	0	0
Employment	1	1	0	2	0
Government supported training	0	0	0	0	0
Re-engagement Provision	0	0	0	0	0
NEET in other area	0	0	0	0	0
Custodial Sentence	0	0	0	0	0
Moved Away	0	0	0	0	5
Cannot Be Contacted	0	0	0	0	0
Refused to disclose activity	0	0	0	0	0
Unknown Activity	0	0	0	0	0
Other Reason	0	0	0	0	0
Joining NEET Total	4	10	0	14	0
Education	0	1	0	1	0
Employment	0	1	0	1	0
Government supported training	1	0	0	1	0
Re-engagement Provision	0	0	0	0	0
NEET in other area	0	0	0	0	0
Other (inc custodial sentence)	3	8	0	11	0
Joiners>Leavers	-3	-9	0	-12	5

16-18 Year Old NEET Labour Market Summary	No	%
Available:		
Working not for reward	7	3.03%
Not yet ready for work or learning	10	4.33%
Start Date agreed (other)	2	0.87%
Start Date agreed (RPA compliant)	5	2.16%
Seeking EET	207	89.61%
Available Total	231	100%
Unavailable:		
Young carers	0	0.00%
Teenage parents	21	30.00%
Illness	33	47.14%
Pregnancy	16	22.86%
Religious grounds	0	0.00%
Unlikely to be economically active	0	0.00%
Other reason	0	0.00%
Unavailable Total	70	100%

NEET Leavers and Joiners



% of Vulnerable Cohorts who are NEET



Education and Young People's Services Performance Management

NEET Monthly Report - Dartford

16-18 year old cohort by Vulnerable Group	Aug-15	Jul-15	Jun-15	May-15	Apr-15	Mar-15	Feb-15	Jan-15	Dec-14	Nov-14	Oct-14	Sep-14	Aug-14
Children in Care	31	29	28	25	24	25	26	25	28	30	28	31	29
known	1	1											
subset CIC KCC responsibility	19	17											
subset CIC OOC responsibility	11	11											
Caring for own child	16	16	14	14	14	14	14	14	13	13	11	10	22
Asylum seeker	1	1	1	1	1	1	1	1	1	1	0	0	0
Carer not own child	5	5	5	5	5	5	5	5	5	5	5	5	6
Substance Misuse	2	1	1	1	1	1	1	1	1	2	2	2	3
Care Leaver	2	2	2	2	2	2	2	2	2	2	2	2	2
known	0	0											
subset CL KCC responsibility	2	2											
subset CL OOC responsibility	0	0											
Supervised by YOT	11	10	9	9	9	9	10	10	12	14	14	15	11
Pregnancy	7	6	6	3	3	3	3	3	3	2	3	3	7
Parent not caring for own child	1	1	1	1	1	1	1	1	1	1	0	0	0
SEND (16-18 year olds)	114	114	113	113	113	114	114	115	116	115	114	119	137
SEND (19+ year olds)	248	248	248	248	248	248	248	248	248	248	248	248	205
Total 16-18 cohort with at least one vulnerable group	175	172	170	164	163	165	166	166	167	167	163	169	196

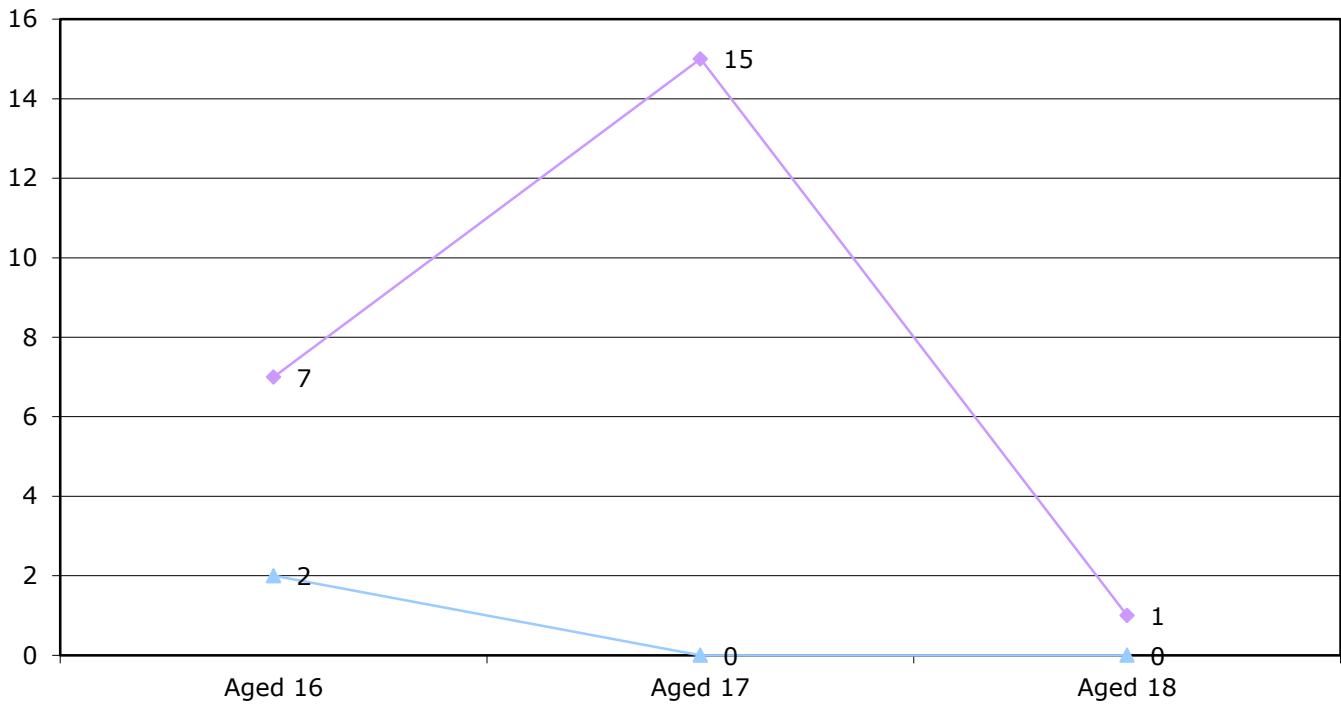
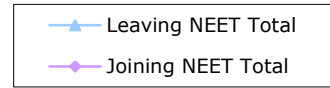
16-18 year old NEET by Vulnerable Group	Aug-15	Jul-15	Jun-15	May-15	Apr-15	Mar-15	Feb-15	Jan-15	Dec-14	Nov-14	Oct-14	Sep-14	Aug-14
Children in Care	10	8	6	5	5	5	5	5	6	8	5	6	6
known	1	1											
subset CIC KCC responsibility	7	5											
subset CIC OOC responsibility	2	2											
Caring for own child	15	15	13	13	13	13	13	13	12	12	10	9	20
Asylum seeker	1	1	1	1	1	1	1	1	1	1	0	0	0
Carer not own child	1	1	1	1	1	1	1	1	2	2	2	2	3
Substance Misuse	0	0	0	0	0	0	0	0	0	0	0	0	1
Care Leaver	0	0	0	0	0	0	0	0	0	0	0	0	1
known	0	0											
subset CL KCC responsibility	0	0											
subset CL OOC responsibility	0	0											
Supervised by YOT	3	4	3	3	2	2	4	4	4	3	2	2	4
Pregnancy	4	3	3	2	2	2	2	2	2	1	2	2	5
Parent not caring for own child	1	1	1	1	1	1	1	1	1	1	0	0	0
SEND (16-18 year olds)	7	6	4	5	4	5	4	4	5	4	4	6	12
SEND (19+ year olds)	42	42	41	40	40	40	40	40	40	40	40	41	35
Total 16-18 NEET with at least one vulnerable group	35	32	28	27	25	26	26	26	27	26	21	23	42

16-18 year old Not Knowns by Vulnerable Group	Aug-15	Jul-15	Jun-15	May-15	Apr-15	Mar-15	Feb-15	Jan-15	Dec-14	Nov-14	Oct-14	Sep-14	Aug-14
Children in Care	14	12	8	6	6	6	5	5	6	9	10	17	4
known	0	0											
subset CIC KCC responsibility	7	7											
subset CIC OOC responsibility	7	5											
Caring for own child	1	1	1	1	1	1	1	1	1	1	1	0	0
Asylum seeker	0	0	0	0	0	0	0	0	0	0	0	0	0
Carer not own child	3	3	2	2	2	2	2	1	1	1	1	2	1
Substance Misuse	1	1	1	1	1	1	1	1	1	2	2	1	0
Care Leaver	2	2	2	2	2	2	2	2	2	2	2	2	1
known	0	0											
subset CL KCC responsibility	2	2											
subset CL OOC responsibility	0	0											
Supervised by YOT	6	3	1	1	1	1	0	0	0	3	4	8	0
Pregnancy	3	3	1	1	1	1	1	1	0	0	0	0	0
Parent not caring for own child	0	0	0	0	0	0	0	0	0	0	0	0	0
SEND (16-18 year olds)	52	48	15	14	13	12	13	16	19	22	23	68	11
SEND (19+ year olds)	201	194	185	185	185	182	182	181	173	175	175	186	127
Total not known with at least one vulnerable group	78	70	28	25	24	23	23	25	28	34	36	89	15

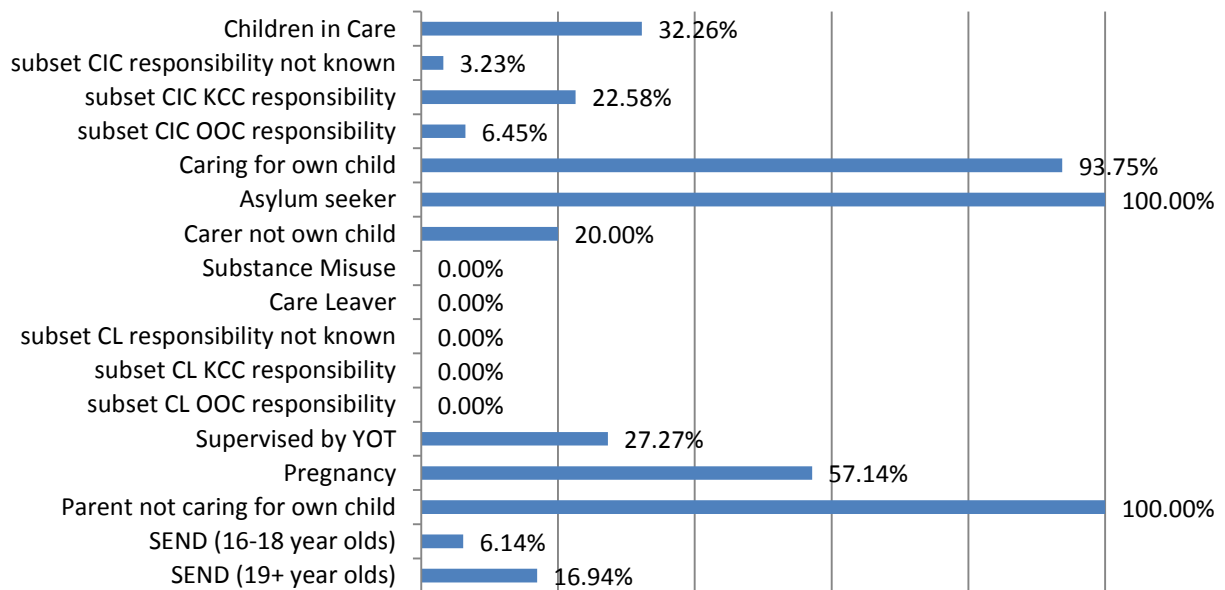
16-18 Year old NEET Leavers & Joiners	Aged 16	Aged 17	Aged 18	16-18 Total	Aged 19
Leaving NEET Total	2	0	0	2	15
Education	0	0	0	0	0
Employment	2	0	0	2	0
Government supported training	0	0	0	0	0
Re-engagement Provision	0	0	0	0	0
NEET in other area	0	0	0	0	0
Custodial Sentence	0	0	0	0	0
Moved Away	0	0	0	0	15
Cannot Be Contacted	0	0	0	0	0
Refused to disclose activity	0	0	0	0	0
Unknown Activity	0	0	0	0	0
Other Reason	0	0	0	0	0
Joining NEET Total	7	15	1	23	0
Education	1	1	0	2	0
Employment	0	0	0	0	0
Government supported training	1	0	0	1	0
Re-engagement Provision	0	0	0	0	0
NEET in other area	0	0	0	0	0
Other (inc custodial sentence)	5	14	1	20	0
Joiners>Leavers	-5	-15	-1	-21	15

16-18 Year Old NEET Labour Market Summary	No	%
Available:		
Working not for reward	3	1.84%
Not yet ready for work or learning	9	5.52%
Start Date agreed (other)	4	2.45%
Start Date agreed (RPA compliant)	8	4.91%
Seeking EET	139	85.28%
Available Total	163	100%
Unavailable:		
Young carers	1	3.85%
Teenage parents	12	46.15%
Illness	11	42.31%
Pregnancy	2	7.69%
Religious grounds	0	0.00%
Unlikely to be economically active	0	0.00%
Other reason	0	0.00%
Unavailable Total	26	100%

NEET Leavers and Joiners



% of Vulnerable Cohorts who are NEET



Education and Young People's Services Performance Management

NEET Monthly Report - Dover

16-18 year old cohort by Vulnerable Group	Aug-15	Jul-15	Jun-15	May-15	Apr-15	Mar-15	Feb-15	Jan-15	Dec-14	Nov-14	Oct-14	Sep-14	Aug-14
Children in Care	55	55	55	52	54	54	56	56	59	61	58	63	64
known	0	0											
subset CIC KCC responsibility	40	40											
subset CIC OOC responsibility	15	15											
Caring for own child	43	42	41	41	39	36	34	34	31	29	27	27	69
Asylum seeker	4	4	4	4	4	4	4	4	4	4	4	4	6
Carer not own child	6	6	6	6	6	6	6	6	5	4	4	4	7
Substance Misuse	16	16	16	16	15	15	15	15	17	22	22	21	27
Care Leaver	10	9	9	10	10	10	10	10	10	7	7	8	5
known	0	0											
subset CL KCC responsibility	10	9											
subset CL OOC responsibility	0	0											
Supervised by YOT	27	28	28	29	30	31	31	30	39	41	40	36	25
Pregnancy	21	21	22	22	22	23	20	20	18	17	17	17	23
Parent not caring for own child	2	2	2	2	2	2	2	2	2	2	3	3	4
SEND (16-18 year olds)	173	175	175	177	179	179	180	180	181	185	190	199	187
SEND (19+ year olds)	341	341	341	341	341	341	341	341	340	341	341	341	297
Total 16-18 cohort with at least one vulnerable group	310	309	309	311	310	309	306	305	308	310	310	317	345

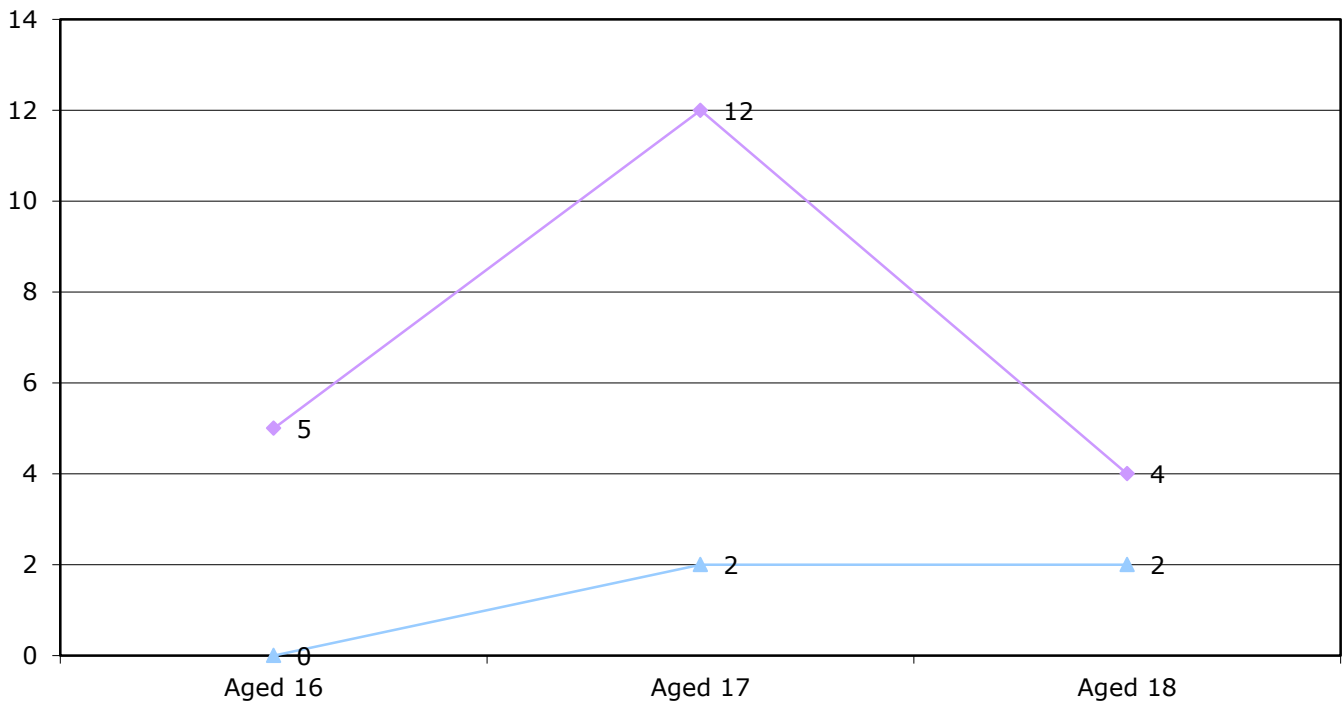
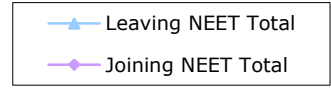
16-18 year old NEET by Vulnerable Group	Aug-15	Jul-15	Jun-15	May-15	Apr-15	Mar-15	Feb-15	Jan-15	Dec-14	Nov-14	Oct-14	Sep-14	Aug-14
Children in Care	14	12	11	10	10	11	7	9	9	9	9	10	20
known	0	0											
subset CIC KCC responsibility	12	10											
subset CIC OOC responsibility	2	2											
Caring for own child	26	25	24	23	23	20	19	21	20	18	16	16	50
Asylum seeker	0	0	0	0	0	0	0	0	0	0	0	0	0
Carer not own child	2	2	2	2	2	2	2	2	1	0	0	1	2
Substance Misuse	2	2	3	3	2	2	2	3	4	4	3	2	5
Care Leaver	7	6	6	7	7	7	7	7	6	4	4	4	2
known	0	0											
subset CL KCC responsibility	7	6											
subset CL OOC responsibility	0	0											
Supervised by YOT	11	10	9	10	9	11	10	12	17	19	14	11	11
Pregnancy	17	16	17	17	18	19	16	15	13	12	3	13	18
Parent not caring for own child	2	1	1	1	1	1	1	1	2	1	1	1	2
SEND (16-18 year olds)	20	17	17	18	17	19	15	13	16	17	16	18	30
SEND (19+ year olds)	96	96	96	95	94	95	95	95	96	96	96	98	84
Total 16-18 NEET with at least one vulnerable group	83	75	75	76	75	75	65	67	65	62	56	57	109

16-18 year old Not Knowns by Vulnerable Group	Aug-15	Jul-15	Jun-15	May-15	Apr-15	Mar-15	Feb-15	Jan-15	Dec-14	Nov-14	Oct-14	Sep-14	Aug-14
Children in Care	25	17	6	7	7	9	10	10	10	19	19	40	7
known	0	0											
subset CIC KCC responsibility	16	11											
subset CIC OOC responsibility	9	6											
Caring for own child	15	12	7	7	7	6	6	6	5	5	5	10	1
Asylum seeker	4	3	3	3	3	3	3	3	3	3	3	4	2
Carer not own child	4	4	3	3	3	2	1	1	1	1	1	2	1
Substance Misuse	8	6	3	3	2	1	1	1	0	5	5	14	5
Care Leaver	3	3	2	2	2	2	2	2	1	2	2	2	0
known	0	0											
subset CL KCC responsibility	3	3											
subset CL OOC responsibility	0	0											
Supervised by YOT	9	7	3	0	0	0	0	0	3	8	8	16	4
Pregnancy	3	4	4	4	4	4	4	3	3	3	3	4	1
Parent not caring for own child	0	1	0	0	0	0	0	0	0	1	2	2	1
SEND (16-18 year olds)	97	92	32	32	32	30	32	38	39	46	55	136	11
SEND (19+ year olds)	234	231	220	221	218	208	208	207	206	207	215	237	177
Total not known with at least one vulnerable group	148	132	55	54	53	49	50	55	56	74	82	194	22

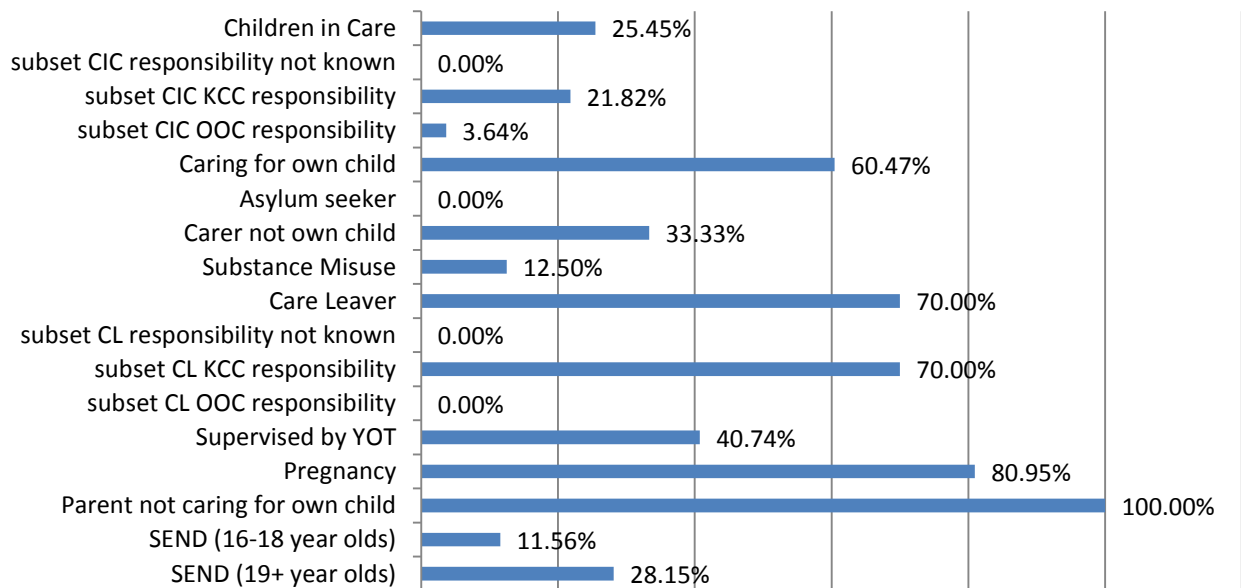
16-18 Year old NEET Leavers & Joiners	Aged 16	Aged 17	Aged 18	16-18 Total	Aged 19
Leaving NEET Total	0	2	2	4	8
Education	0	0	0	0	0
Employment	0	1	1	2	0
Government supported training	0	1	0	1	0
Re-engagement Provision	0	0	0	0	0
NEET in other area	0	0	0	0	0
Custodial Sentence	0	0	0	0	0
Moved Away	0	0	0	0	8
Cannot Be Contacted	0	0	0	0	0
Refused to disclose activity	0	0	0	0	0
Unknown Activity	0	0	0	0	0
Other Reason	0	0	1	1	0
Joining NEET Total	5	12	4	21	0
Education	0	3	0	3	0
Employment	0	1	1	2	0
Government supported training	2	0	0	2	0
Re-engagement Provision	0	0	0	0	0
NEET in other area	0	0	0	0	0
Other (inc custodial sentence)	3	8	3	14	0
Joiners>Leavers	-5	-10	-2	-17	8

16-18 Year Old NEET Labour Market Summary	No	%
Available:		
Working not for reward	3	1.61%
Not yet ready for work or learning	18	9.68%
Start Date agreed (other)	3	1.61%
Start Date agreed (RPA compliant)	4	2.15%
Seeking EET	158	84.95%
Available Total	186	100%
Unavailable:		
Young carers	2	4.00%
Teenage parents	24	48.00%
Illness	12	24.00%
Pregnancy	11	22.00%
Religious grounds	0	0.00%
Unlikely to be economically active	1	2.00%
Other reason	0	0.00%
Unavailable Total	50	100%

NEET Leavers and Joiners



% of Vulnerable Cohorts who are NEET



Education and Young People's Services Performance Management

NEET Monthly Report - Gravesham

16-18 year old cohort by Vulnerable Group	Aug-15	Jul-15	Jun-15	May-15	Apr-15	Mar-15	Feb-15	Jan-15	Dec-14	Nov-14	Oct-14	Sep-14	Aug-14
Children in Care	40	42	45	42	45	42	43	45	42	43	42	39	54
known	1	1											
subset CIC KCC responsibility	25	27											
subset CIC OOC responsibility	14	14											
Caring for own child	27	24	22	22	20	17	17	17	15	14	14	13	40
Asylum seeker	4	4	4	4	4	4	4	4	4	5	5	5	16
Carer not own child	7	7	7	8	7	7	7	7	7	7	7	6	6
Substance Misuse	3	4	4	3	3	3	3	3	2	4	3	3	8
Care Leaver	6	6	6	6	6	6	6	6	6	6	6	6	5
known	0	0											
subset CL KCC responsibility	6	6											
subset CL OOC responsibility	0	0											
Supervised by YOT	20	21	24	23	22	20	19	18	18	19	13	12	16
Pregnancy	27	31	31	20	18	18	18	17	17	15	15	14	20
Parent not caring for own child	1	1	1	1	1	1	1	1	1	1	1	1	2
SEND (16-18 year olds)	153	153	155	156	156	156	156	156	153	153	154	137	161
SEND (19+ year olds)	296	297	297	297	297	297	297	296	296	296	296	296	250
Total 16-18 cohort with at least one vulnerable group	255	257	259	247	244	240	240	240	233	233	229	209	286

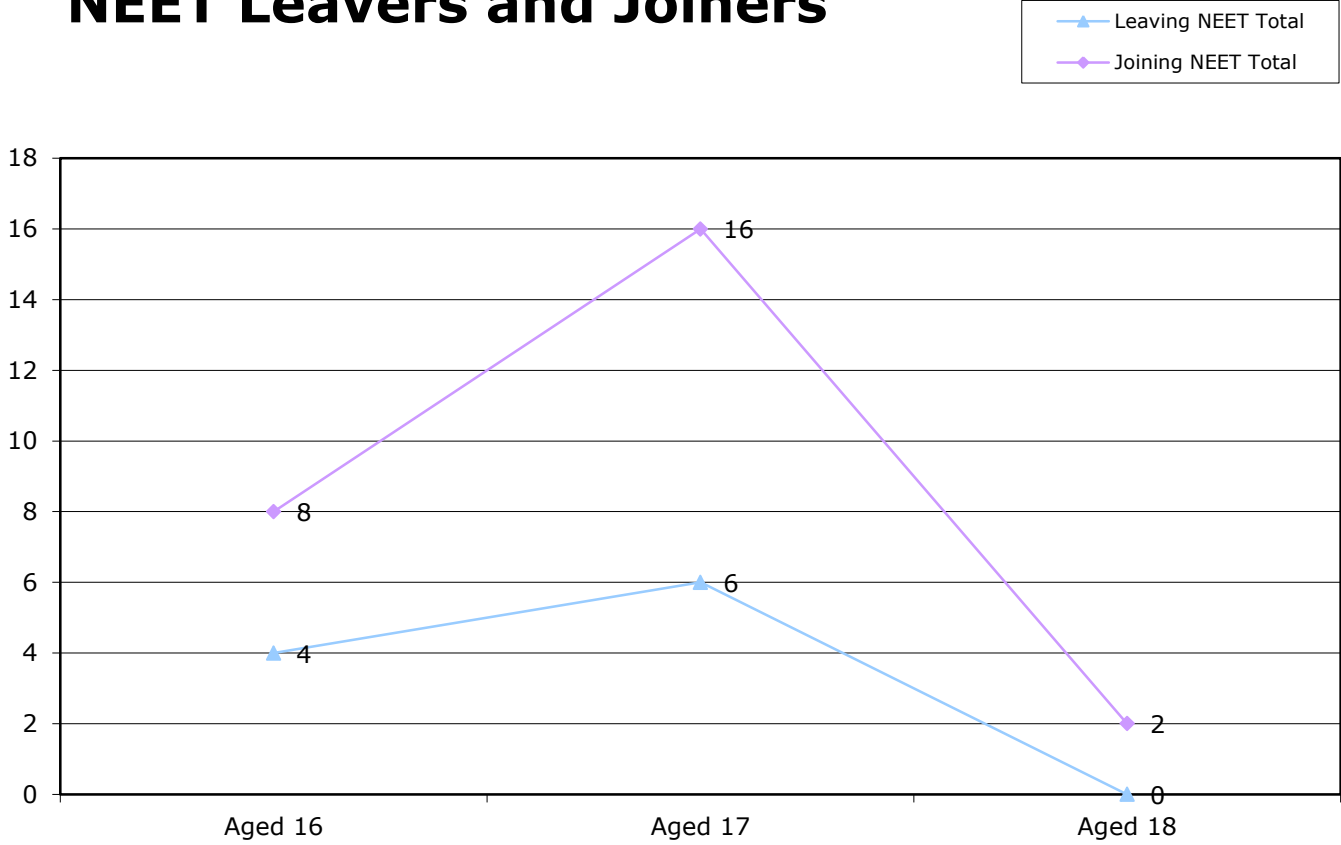
16-18 year old NEET by Vulnerable Group	Aug-15	Jul-15	Jun-15	May-15	Apr-15	Mar-15	Feb-15	Jan-15	Dec-14	Nov-14	Oct-14	Sep-14	Aug-14
Children in Care	15	14	14	13	16	11	11	11	11	10	8	9	13
known	1	1											
subset CIC KCC responsibility	10	9											
subset CIC OOC responsibility	4	4											
Caring for own child	20	19	17	17	15	12	11	11	9	8	7	7	29
Asylum seeker	1	1	1	1	1	1	1	1	1	1	1	1	1
Carer not own child	3	3	2	2	2	2	2	2	2	2	2	1	3
Substance Misuse	2	2	2	1	0	0	0	1	0	1	0	0	2
Care Leaver	1	1	1	1	1	1	1	1	1	1	1	1	0
known	0	0											
subset CL KCC responsibility	1	1											
subset CL OOC responsibility	0	0											
Supervised by YOT	9	11	13	11	10	9	8	6	9	8	3	2	7
Pregnancy	16	20	20	17	15	15	15	14	14	12	12	12	18
Parent not caring for own child	1	1	1	1	1	1	1	1	1	1	1	1	1
SEND (16-18 year olds)	22	20	19	20	18	18	18	17	17	17	15	15	24
SEND (19+ year olds)	64	65	65	65	65	64	64	63	64	64	65	66	59
Total 16-18 NEET with at least one vulnerable group	76	78	76	70	64	60	57	56	55	50	43	44	84

16-18 year old Not Knowns by Vulnerable Group	Aug-15	Jul-15	Jun-15	May-15	Apr-15	Mar-15	Feb-15	Jan-15	Dec-14	Nov-14	Oct-14	Sep-14	Aug-14
Children in Care	16	16	8	5	5	5	6	6	6	11	10	21	5
known	0	0											
subset CIC KCC responsibility	8	9											
subset CIC OOC responsibility	8	7											
Caring for own child	5	5	3	3	3	3	3	3	4	4	4	4	2
Asylum seeker	3	2	1	1	1	1	2	2	2	4	4	4	4
Carer not own child	3	3	1	2	2	2	2	2	1	1	1	3	0
Substance Misuse	1	2	1	0	0	0	0	0	0	2	2	3	4
Care Leaver	5	5	3	2	2	3	3	3	2	2	2	3	0
known	0	0											
subset CL KCC responsibility	5	5											
subset CL OOC responsibility	0	0											
Supervised by YOT	6	8	6	3	0	1	1	0	0	2	4	4	4
Pregnancy	7	8	1	0	0	0	0	0	0	0	0	2	0
Parent not caring for own child	0	0	0	0	0	0	0	0	0	0	0	0	0
SEND (16-18 year olds)	63	63	19	18	15	16	16	18	19	20	24	60	24
SEND (19+ year olds)	221	219	213	213	209	207	206	208	204	204	209	219	169
Total not known with at least one vulnerable group	94	97	34	31	26	28	29	30	30	37	41	88	35

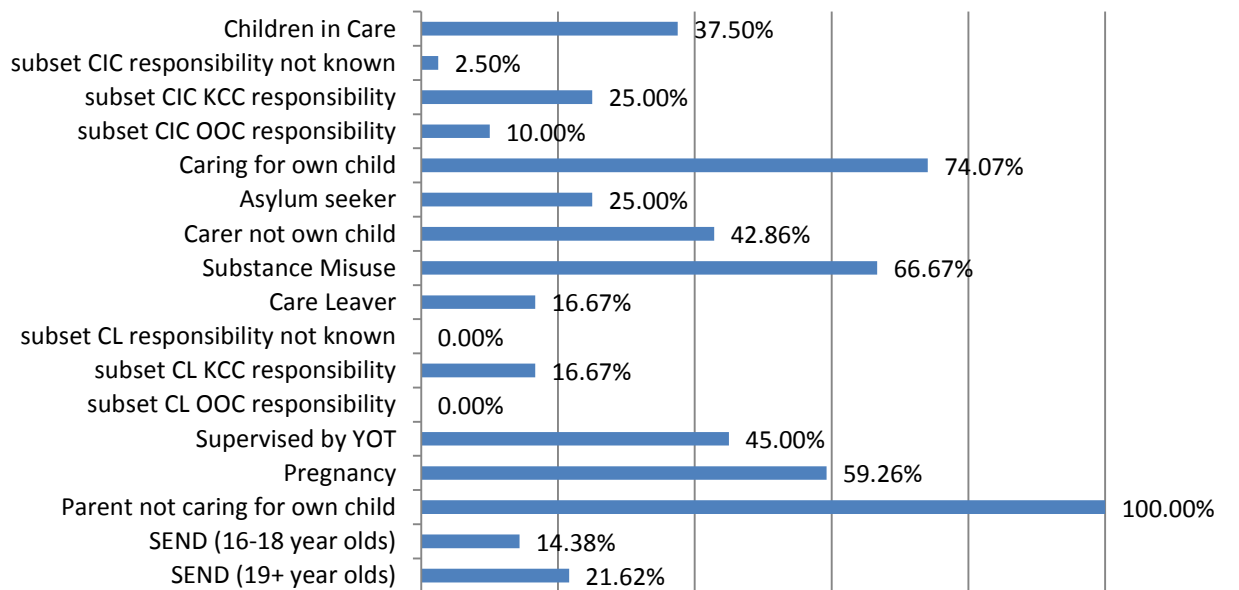
16-18 Year old NEET Leavers & Joiners	Aged 16	Aged 17	Aged 18	16-18 Total	Aged 19
Leaving NEET Total	4	6	0	10	11
Education	0	0	0	0	0
Employment	2	3	0	5	0
Government supported training	1	1	0	2	0
Re-engagement Provision	0	0	0	0	0
NEET in other area	0	0	0	0	0
Custodial Sentence	1	2	0	3	0
Moved Away	0	0	0	0	11
Cannot Be Contacted	0	0	0	0	0
Refused to disclose activity	0	0	0	0	0
Unknown Activity	0	0	0	0	0
Other Reason	0	0	0	0	0
Joining NEET Total	8	16	2	26	0
Education	0	0	0	0	0
Employment	0	1	0	1	0
Government supported training	1	2	1	4	0
Re-engagement Provision	0	0	0	0	0
NEET in other area	0	0	0	0	0
Other (inc custodial sentence)	7	13	1	21	0
Joiners>Leavers	-4	-10	-2	-16	11

16-18 Year Old NEET Labour Market Summary	No	%
Available:		
Working not for reward	2	0.89%
Not yet ready for work or learning	3	1.33%
Start Date agreed (other)	1	0.44%
Start Date agreed (RPA compliant)	7	3.11%
Seeking EET	212	94.22%
Available Total	225	100%
Unavailable:		
Young carers	2	4.17%
Teenage parents	18	37.50%
Illness	20	41.67%
Pregnancy	8	16.67%
Religious grounds	0	0.00%
Unlikely to be economically active	0	0.00%
Other reason	0	0.00%
Unavailable Total	48	100%

NEET Leavers and Joiners



% of Vulnerable Cohorts who are NEET



Education and Young People's Services Performance Management

NEET Monthly Report - Maidstone

16-18 year old cohort by Vulnerable Group	Aug-15	Jul-15	Jun-15	May-15	Apr-15	Mar-15	Feb-15	Jan-15	Dec-14	Nov-14	Oct-14	Sep-14	Aug-14
Children in Care	43	41	39	39	37	37	39	38	38	37	40	37	53
known	0	0											
subset CIC KCC responsibility	35	33											
subset CIC OOC responsibility	8	8											
Caring for own child	35	35	35	34	33	30	30	27	26	25	26	25	54
Asylum seeker	4	4	4	4	4	4	4	4	4	3	3	3	10
Carer not own child	7	7	7	7	7	7	7	7	7	7	7	8	10
Substance Misuse	7	7	6	6	6	6	7	7	7	9	8	8	12
Care Leaver	8	8	7	7	7	7	7	7	7	7	7	7	5
known	0	0											
subset CL KCC responsibility	6	6											
subset CL OOC responsibility	2	2											
Supervised by YOT	14	14	14	14	14	14	14	14	16	19	19	16	14
Pregnancy	17	17	17	15	13	13	12	11	10	9	6	4	12
Parent not caring for own child	1	1	1	1	1	1	1	1	1	1	1	1	1
SEND (16-18 year olds)	208	208	208	208	207	206	206	205	206	205	205	205	229
SEND (19+ year olds)	430	436	436	436	436	436	437	436	436	436	436	436	359
Total 16-18 cohort with at least one vulnerable group	314	312	309	306	302	298	297	293	293	297	299	295	364

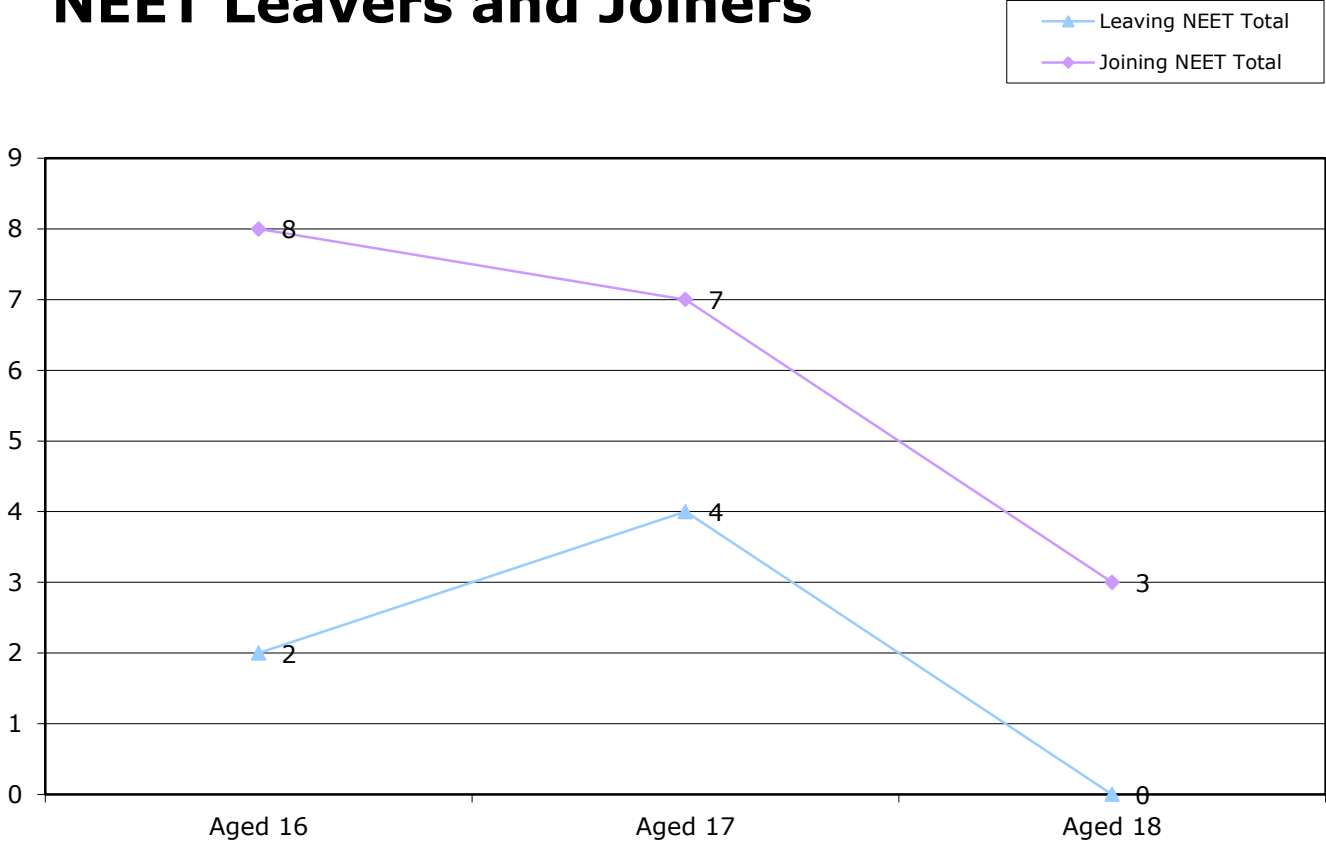
16-18 year old NEET by Vulnerable Group	Aug-15	Jul-15	Jun-15	May-15	Apr-15	Mar-15	Feb-15	Jan-15	Dec-14	Nov-14	Oct-14	Sep-14	Aug-14
Children in Care	10	11	9	9	8	9	9	8	6	5	6	8	16
known	0	0											
subset CIC KCC responsibility	9	10											
subset CIC OOC responsibility	1	1											
Caring for own child	26	26	26	25	24	21	21	18	17	17	17	18	39
Asylum seeker	0	0	0	0	0	0	0	0	0	0	0	0	1
Carer not own child	4	4	4	4	4	4	4	5	6	5	5	6	8
Substance Misuse	0	0	0	0	0	1	1	2	1	1	1	1	4
Care Leaver	4	4	3	3	3	3	3	3	3	3	4	4	1
known	0	0											
subset CL KCC responsibility	4	4											
subset CL OOC responsibility	0	0											
Supervised by YOT	6	7	7	8	8	9	8	7	8	7	5	2	7
Pregnancy	14	14	14	14	13	13	12	10	9	8	5	4	12
Parent not caring for own child	0	0	0	0	0	0	0	1	1	1	1	1	1
SEND (16-18 year olds)	16	17	15	14	16	18	16	15	15	15	14	15	27
SEND (19+ year olds)	98	101	101	101	101	102	100	97	94	94	95	96	90
Total 16-18 NEET with at least one vulnerable group	69	69	66	65	65	65	61	58	56	53	50	53	94

16-18 year old Not Knowns by Vulnerable Group	Aug-15	Jul-15	Jun-15	May-15	Apr-15	Mar-15	Feb-15	Jan-15	Dec-14	Nov-14	Oct-14	Sep-14	Aug-14
Children in Care	20	17	8	9	7	6	7	7	5	9	10	22	7
known	0	0											
subset CIC KCC responsibility	15	12											
subset CIC OOC responsibility	5	5											
Caring for own child	6	5	4	3	4	3	3	2	3	3	4	5	4
Asylum seeker	3	3	1	1	1	1	1	1	1	2	2	3	2
Carer not own child	2	2	0	0	0	0	0	0	0	0	0	1	0
Substance Misuse	4	4	3	3	3	3	3	3	1	2	3	4	1
Care Leaver	2	1	1	1	1	1	1	1	0	0	1	1	1
known	0	0											
subset CL KCC responsibility	1	0											
subset CL OOC responsibility	1	1											
Supervised by YOT	4	4	3	3	1	1	0	0	0	4	8	7	2
Pregnancy	0	0	0	0	0	0	0	1	0	0	0	0	0
Parent not caring for own child	0	0	0	0	0	0	0	0	0	0	0	0	0
SEND (16-18 year olds)	104	101	44	41	37	34	36	39	39	40	41	115	21
SEND (19+ year olds)	323	321	292	291	281	269	272	273	279	274	282	325	225
Total not known with at least one vulnerable group	137	129	60	56	50	46	47	50	46	55	65	148	35

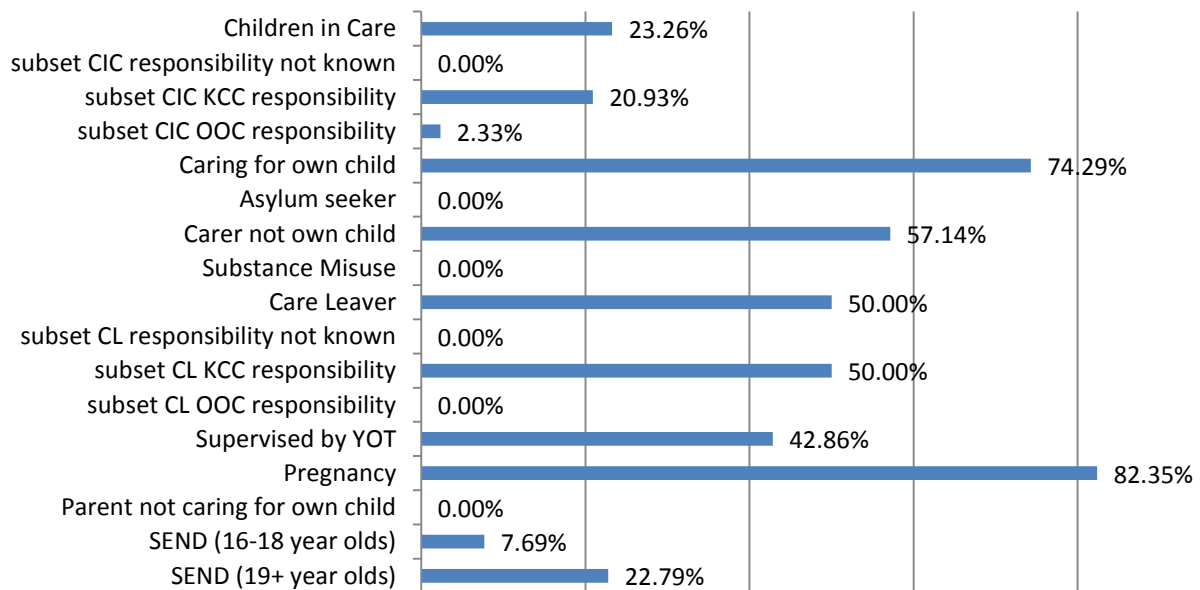
16-18 Year old NEET Leavers & Joiners	Aged 16	Aged 17	Aged 18	16-18 Total	Aged 19
Leaving NEET Total	2	4	0	6	15
Education	0	0	0	0	0
Employment	0	2	0	2	0
Government supported training	2	1	0	3	0
Re-engagement Provision	0	0	0	0	0
NEET in other area	0	1	0	1	0
Custodial Sentence	0	0	0	0	0
Moved Away	0	0	0	0	15
Cannot Be Contacted	0	0	0	0	0
Refused to disclose activity	0	0	0	0	0
Unknown Activity	0	0	0	0	0
Other Reason	0	0	0	0	0
Joining NEET Total	8	7	3	18	0
Education	0	2	0	2	0
Employment	2	1	1	4	0
Government supported training	1	0	0	1	0
Re-engagement Provision	0	0	0	0	0
NEET in other area	0	0	0	0	0
Other (inc custodial sentence)	5	4	2	11	0
Joiners>Leavers	-6	-3	-3	-12	15

16-18 Year Old NEET Labour Market Summary	No	%
Available:		
Working not for reward	8	3.05%
Not yet ready for work or learning	18	6.87%
Start Date agreed (other)	6	2.29%
Start Date agreed (RPA compliant)	11	4.20%
Seeking EET	219	83.59%
Available Total	262	100%
Unavailable:		
Young carers	1	2.22%
Teenage parents	21	46.67%
Illness	12	26.67%
Pregnancy	11	24.44%
Religious grounds	0	0.00%
Unlikely to be economically active	0	0.00%
Other reason	0	0.00%
Unavailable Total	45	100%

NEET Leavers and Joiners



% of Vulnerable Cohorts who are NEET



Education and Young People's Services Performance Management

NEET Monthly Report - Sevenoaks

16-18 year old cohort by Vulnerable Group	Aug-15	Jul-15	Jun-15	May-15	Apr-15	Mar-15	Feb-15	Jan-15	Dec-14	Nov-14	Oct-14	Sep-14	Aug-14
Children in Care	16	17	17	14	14	14	14	14	15	14	16	18	21
known	0	0											
subset CIC KCC responsibility	4	5											
subset CIC OOC responsibility	12	12											
Caring for own child	13	13	13	12	11	11	11	11	10	10	10	10	24
Asylum seeker	0	0	0	0	0	0	0	0	0	0	0	0	0
Carer not own child	4	4	4	4	4	3	3	3	3	3	3	3	5
Substance Misuse	4	4	4	5	5	5	5	4	4	6	6	6	7
Care Leaver	0	0	0	0	0	0	0	0	0	0	0	0	0
known	0	0											
subset CL KCC responsibility	0	0											
subset CL OOC responsibility	0	0											
Supervised by YOT	17	18	18	18	18	18	18	18	20	22	21	22	11
Pregnancy	9	9	9	8	8	8	5	5	3	3	3	3	6
Parent not caring for own child	0	0	0	0	0	0	0	0	0	0	0	0	0
SEND (16-18 year olds)	114	115	115	115	115	115	115	115	116	120	124	136	127
SEND (19+ year olds)	230	232	232	232	232	232	232	232	232	232	232	233	188
Total 16-18 cohort with at least one vulnerable group	162	164	164	161	160	159	156	155	155	162	166	180	178

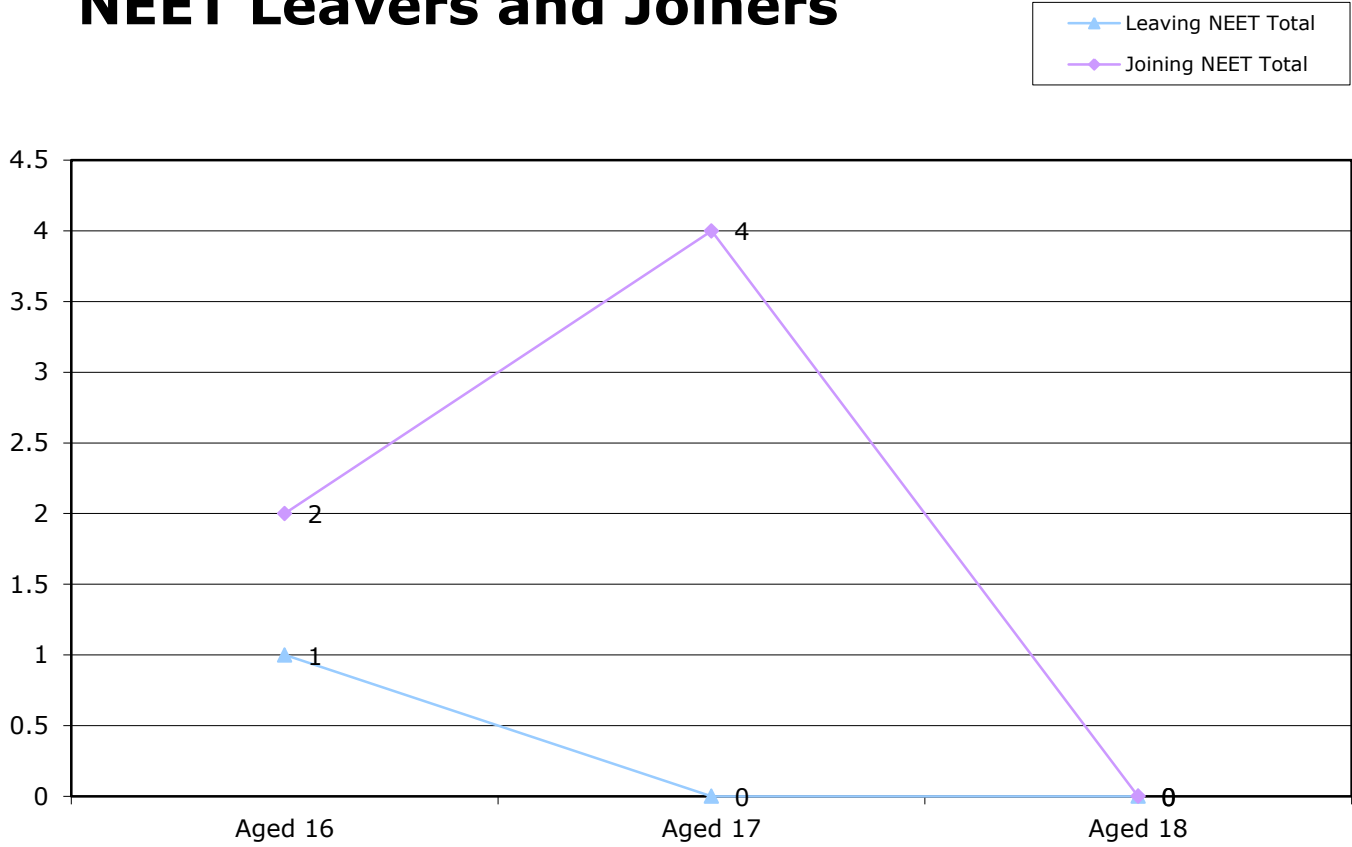
16-18 year old NEET by Vulnerable Group	Aug-15	Jul-15	Jun-15	May-15	Apr-15	Mar-15	Feb-15	Jan-15	Dec-14	Nov-14	Oct-14	Sep-14	Aug-14
Children in Care	1	1	1	1	1	1	1	1	1	1	1	1	1
known	0	0											
subset CIC KCC responsibility	0	0											
subset CIC OOC responsibility	1	1											
Caring for own child	8	8	8	7	7	7	7	7	6	6	6	7	15
Asylum seeker	0	0	0	0	0	0	0	0	0	0	0	0	0
Carer not own child	1	1	1	1	1	0	0	0	1	1	1	1	3
Substance Misuse	1	1	1	2	2	1	1	1	1	3	3	3	2
Care Leaver	0	0	0	0	0	0	0	0	0	0	0	0	0
known	0	0											
subset CL KCC responsibility	0	0											
subset CL OOC responsibility	0	0											
Supervised by YOT	3	3	3	2	2	2	2	2	3	1	1	1	4
Pregnancy	7	7	7	6	6	6	3	3	2	2	2	3	4
Parent not caring for own child	0	0	0	0	0	0	0	0	0	0	0	0	0
SEND (16-18 year olds)	4	4	4	4	4	4	3	3	3	3	3	4	10
SEND (19+ year olds)	30	32	31	32	31	31	31	32	32	32	30	32	27
Total 16-18 NEET with at least one vulnerable group	23	23	23	21	21	19	15	15	15	15	15	18	31

16-18 year old Not Knowns by Vulnerable Group	Aug-15	Jul-15	Jun-15	May-15	Apr-15	Mar-15	Feb-15	Jan-15	Dec-14	Nov-14	Oct-14	Sep-14	Aug-14
Children in Care	8	7	4	3	3	3	3	3	5	7	9	14	0
known	0	0											
subset CIC KCC responsibility	1	2											
subset CIC OOC responsibility	7	5											
Caring for own child	2	2	1	0	0	0	0	0	0	2	2	2	1
Asylum seeker	0	0	0	0	0	0	0	0	0	0	0	0	0
Carer not own child	2	2	2	2	2	1	1	1	1	1	1	1	0
Substance Misuse	2	2	2	1	1	1	1	0	0	1	1	0	0
Care Leaver	0	0	0	0	0	0	0	0	0	0	0	0	0
known	0	0											
subset CL KCC responsibility	0	0											
subset CL OOC responsibility	0	0											
Supervised by YOT	7	4	2	1	1	2	0	0	1	8	7	9	1
Pregnancy	2	2	1	1	1	0	0	0	0	0	0	0	0
Parent not caring for own child	0	0	0	0	0	0	0	0	0	0	0	0	0
SEND (16-18 year olds)	44	41	17	12	11	10	9	9	11	25	30	83	15
SEND (19+ year olds)	190	188	187	186	183	173	173	164	165	170	173	183	115
Total not known with at least one vulnerable group	60	55	25	18	17	15	13	12	16	36	41	99	17

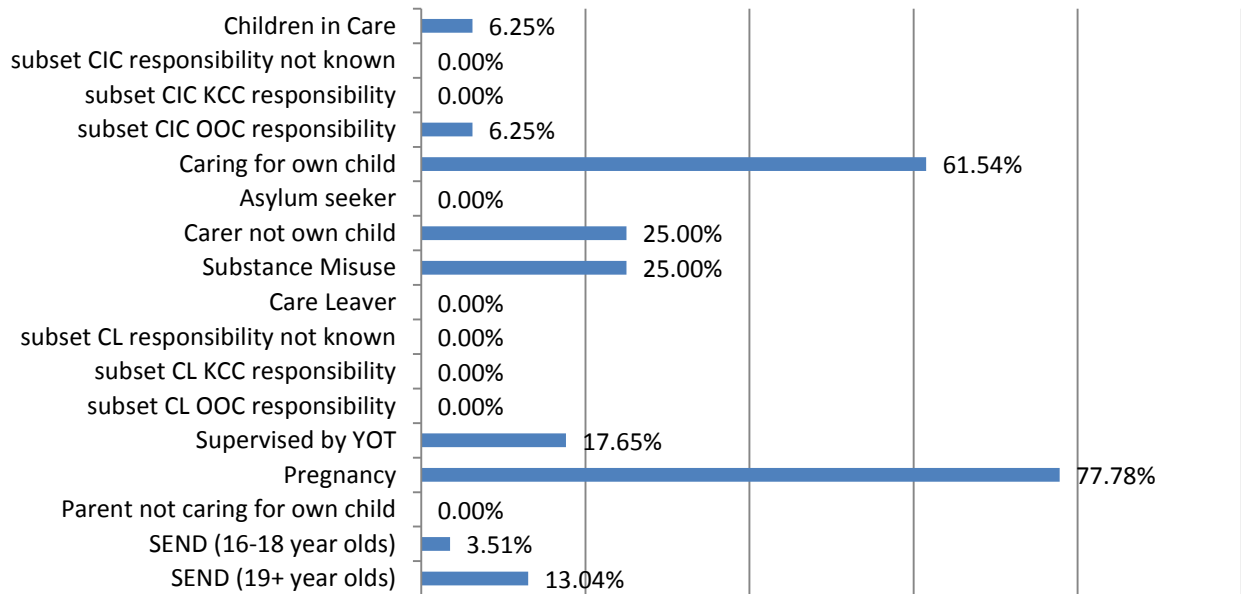
16-18 Year old NEET Leavers & Joiners	Aged 16	Aged 17	Aged 18	16-18 Total	Aged 19
Leaving NEET Total	1	0	0	1	4
Education	0	0	0	0	0
Employment	1	0	0	1	0
Government supported training	0	0	0	0	0
Re-engagement Provision	0	0	0	0	0
NEET in other area	0	0	0	0	0
Custodial Sentence	0	0	0	0	0
Moved Away	0	0	0	0	4
Cannot Be Contacted	0	0	0	0	0
Refused to disclose activity	0	0	0	0	0
Unknown Activity	0	0	0	0	0
Other Reason	0	0	0	0	0
Joining NEET Total	2	4	0	6	0
Education	0	0	0	0	0
Employment	1	1	0	2	0
Government supported training	0	0	0	0	0
Re-engagement Provision	0	0	0	0	0
NEET in other area	0	0	0	0	0
Other (inc custodial sentence)	1	3	0	4	0
Joiners>Leavers	-1	-4	0	-5	4

16-18 Year Old NEET Labour Market Summary	No	%
Available:		
Working not for reward	3	2.68%
Not yet ready for work or learning	6	5.36%
Start Date agreed (other)	0	0.00%
Start Date agreed (RPA compliant)	2	1.79%
Seeking EET	101	90.18%
Available Total	112	100%
Unavailable:		
Young carers	1	4.76%
Teenage parents	7	33.33%
Illness	7	33.33%
Pregnancy	6	28.57%
Religious grounds	0	0.00%
Unlikely to be economically active	0	0.00%
Other reason	0	0.00%
Unavailable Total	21	100%

NEET Leavers and Joiners



% of Vulnerable Cohorts who are NEET



Education and Young People's Services Performance Management

NEET Monthly Report - Shepway

16-18 year old cohort by Vulnerable Group	Aug-15	Jul-15	Jun-15	May-15	Apr-15	Mar-15	Feb-15	Jan-15	Dec-14	Nov-14	Oct-14	Sep-14	Aug-14
Children in Care	60	61	62	62	59	59	61	61	62	63	65	68	66
known	0	0											
subset CIC KCC responsibility	50	51											
subset CIC OOC responsibility	10	10											
Caring for own child	48	48	47	41	38	34	34	33	30	29	24	24	48
Asylum seeker	2	2	2	2	2	2	2	2	2	2	3	3	8
Carer not own child	4	4	4	4	4	4	3	3	1	1	1	1	4
Substance Misuse	9	9	9	9	9	9	9	9	9	16	16	16	19
Care Leaver	17	18	18	18	18	18	16	16	15	14	13	13	15
known	0	0											
subset CL KCC responsibility	17	18											
subset CL OOC responsibility	0	0											
Supervised by YOT	27	26	26	27	26	25	25	24	26	26	27	28	7
Pregnancy	23	21	21	19	17	15	15	14	15	15	13	13	23
Parent not caring for own child	4	4	4	4	4	4	4	4	4	3	3	3	4
SEND (16-18 year olds)	154	154	154	153	153	153	153	152	153	150	146	138	160
SEND (19+ year olds)	285	286	286	286	286	286	287	287	288	288	288	288	239
Total 16-18 cohort with at least one vulnerable group	307	306	305	300	292	286	285	281	278	278	269	264	306

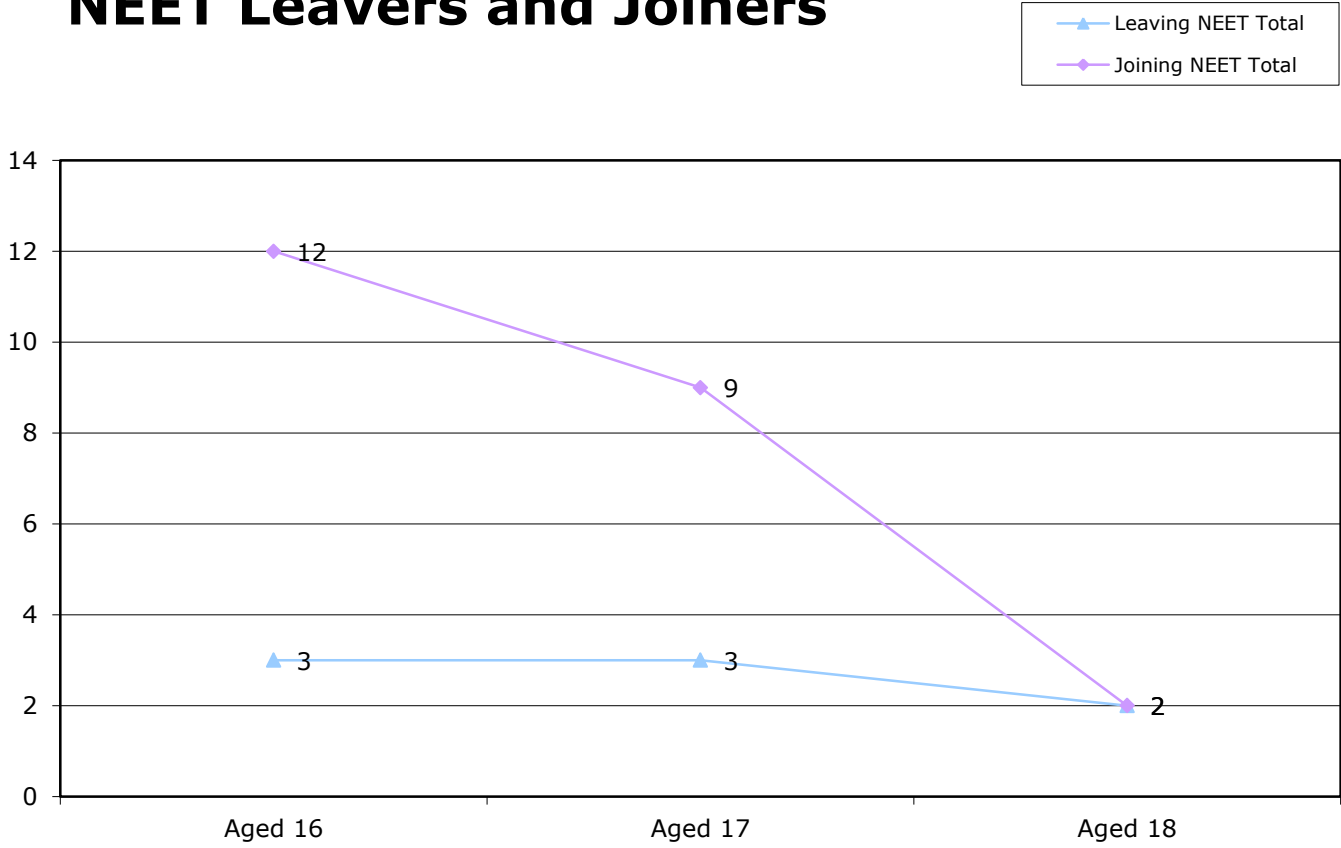
16-18 year old NEET by Vulnerable Group	Aug-15	Jul-15	Jun-15	May-15	Apr-15	Mar-15	Feb-15	Jan-15	Dec-14	Nov-14	Oct-14	Sep-14	Aug-14
Children in Care	11	11	11	11	10	11	10	11	14	13	11	15	14
known	0	0											
subset CIC KCC responsibility	10	10											
subset CIC OOC responsibility	1	1											
Caring for own child	34	34	34	28	26	22	22	19	14	13	9	11	25
Asylum seeker	1	1	1	1	1	1	1	1	2	2	1	1	1
Carer not own child	3	3	3	3	3	3	2	2	0	0	0	0	1
Substance Misuse	1	1	1	1	1	1	1	1	1	4	4	4	5
Care Leaver	7	7	7	7	6	6	6	6	5	5	6	8	8
known	0	0											
subset CL KCC responsibility	7	7											
subset CL OOC responsibility	0	0											
Supervised by YOT	9	8	8	9	7	6	5	5	5	5	5	7	1
Pregnancy	15	13	13	14	13	11	11	11	9	8	10	10	18
Parent not caring for own child	1	1	1	1	1	1	1	1	1	0	1	2	3
SEND (16-18 year olds)	18	16	15	14	15	17	15	15	14	13	11	15	23
SEND (19+ year olds)	77	77	77	77	76	77	75	75	72	72	75	75	71
Total 16-18 NEET with at least one vulnerable group	88	83	82	79	74	70	66	63	55	50	47	57	82

16-18 year old Not Knowns by Vulnerable Group	Aug-15	Jul-15	Jun-15	May-15	Apr-15	Mar-15	Feb-15	Jan-15	Dec-14	Nov-14	Oct-14	Sep-14	Aug-14
Children in Care	27	21	10	10	6	5	4	4	3	6	14	26	8
known	0	0											
subset CIC KCC responsibility	23	17											
subset CIC OOC responsibility	4	4											
Caring for own child	9	9	6	6	7	6	6	7	7	8	8	10	4
Asylum seeker	0	0	0	0	0	0	0	0	0	0	2	1	4
Carer not own child	1	1	1	1	0	0	0	0	0	0	0	1	1
Substance Misuse	4	5	3	2	2	1	1	2	1	5	5	8	3
Care Leaver	7	7	4	4	3	3	2	3	3	3	3	3	3
known	0	0											
subset CL KCC responsibility	7	7											
subset CL OOC responsibility	0	0											
Supervised by YOT	12	12	6	6	4	1	0	0	1	5	5	10	2
Pregnancy	4	3	2	1	1	1	1	1	3	2	1	1	0
Parent not caring for own child	3	3	2	2	2	1	0	0	0	0	0	1	0
SEND (16-18 year olds)	74	72	30	27	24	19	17	18	21	24	28	67	7
SEND (19+ year olds)	198	195	184	184	178	165	161	159	166	164	170	195	111
Total not known with at least one vulnerable group	125	116	54	49	42	31	27	31	35	46	54	114	24

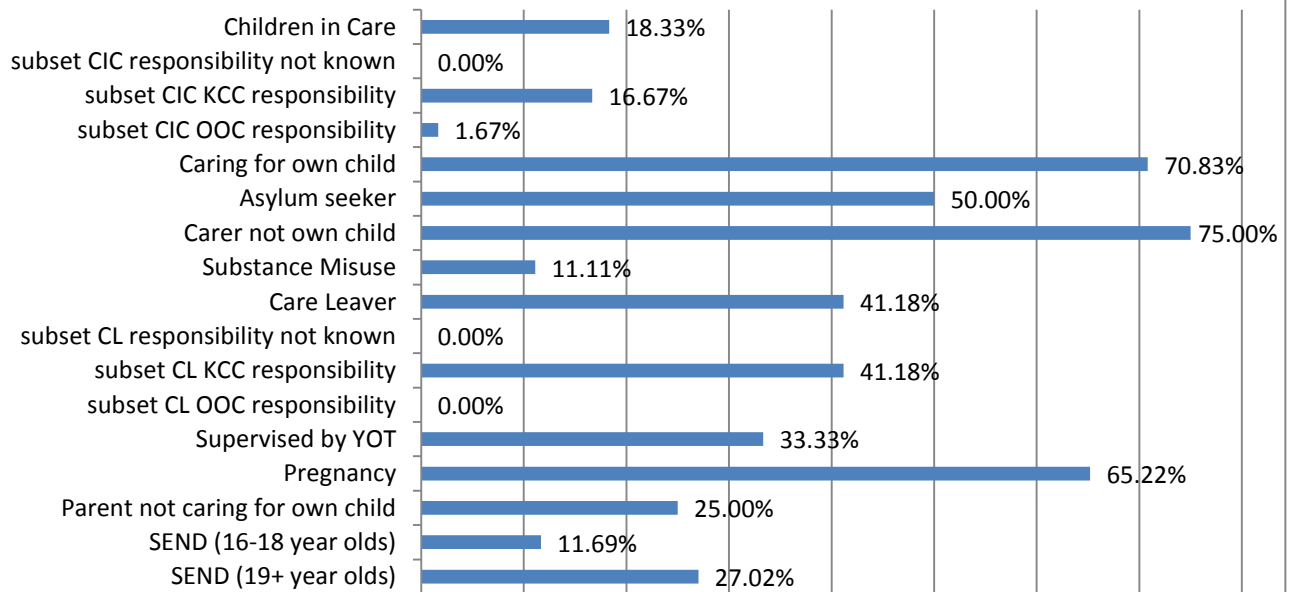
16-18 Year old NEET Leavers & Joiners	Aged 16	Aged 17	Aged 18	16-18 Total	Aged 19
Leaving NEET Total	3	3	2	8	6
Education	0	0	0	0	0
Employment	2	3	2	7	1
Government supported training	1	0	0	1	0
Re-engagement Provision	0	0	0	0	0
NEET in other area	0	0	0	0	0
Custodial Sentence	0	0	0	0	0
Moved Away	0	0	0	0	5
Cannot Be Contacted	0	0	0	0	0
Refused to disclose activity	0	0	0	0	0
Unknown Activity	0	0	0	0	0
Other Reason	0	0	0	0	0
Joining NEET Total	12	9	2	23	0
Education	5	1	0	6	0
Employment	1	2	0	3	0
Government supported training	1	0	1	2	0
Re-engagement Provision	0	0	0	0	0
NEET in other area	0	0	0	0	0
Other (inc custodial sentence)	5	6	1	12	0
Joiners>Leavers	-9	-6	0	-15	6

16-18 Year Old NEET Labour Market Summary	No	%
Available:		
Working not for reward	6	2.88%
Not yet ready for work or learning	11	5.29%
Start Date agreed (other)	2	0.96%
Start Date agreed (RPA compliant)	8	3.85%
Seeking EET	181	87.02%
Available Total	208	100%
Unavailable:		
Young carers	3	6.25%
Teenage parents	23	47.92%
Illness	13	27.08%
Pregnancy	6	12.50%
Religious grounds	0	0.00%
Unlikely to be economically active	3	6.25%
Other reason	0	0.00%
Unavailable Total	48	100%

NEET Leavers and Joiners



% of Vulnerable Cohorts who are NEET



Education and Young People's Services Performance Management

NEET Monthly Report - Swale

16-18 year old cohort by Vulnerable Group	Aug-15	Jul-15	Jun-15	May-15	Apr-15	Mar-15	Feb-15	Jan-15	Dec-14	Nov-14	Oct-14	Sep-14	Aug-14
Children in Care	91	94	97	93	94	94	94	94	95	97	90	88	89
known	0	1											
subset CIC KCC responsibility	46	47											
subset CIC OOC responsibility	45	46											
Caring for own child	45	44	44	43	38	37	37	36	31	31	31	29	84
Asylum seeker	5	5	5	5	5	5	5	6	6	6	6	6	5
Carer not own child	12	12	12	12	12	10	10	9	7	7	8	7	9
Substance Misuse	3	3	3	3	3	3	3	3	3	6	6	6	6
Care Leaver	8	8	8	8	7	7	7	7	7	8	8	8	8
known	0	0											
subset CL KCC responsibility	6	6											
subset CL OOC responsibility	2	2											
Supervised by YOT	20	20	20	18	18	18	18	18	22	23	22	18	19
Pregnancy	37	38	37	34	30	26	23	20	20	17	15	17	23
Parent not caring for own child	2	2	2	2	2	2	2	2	1	1	1	1	1
SEND (16-18 year olds)	227	228	227	227	227	228	228	226	225	227	228	215	251
SEND (19+ year olds)	427	430	430	430	430	430	430	430	430	430	431	431	343
Total 16-18 cohort with at least one vulnerable group	401	403	404	396	387	382	378	372	364	366	362	344	444

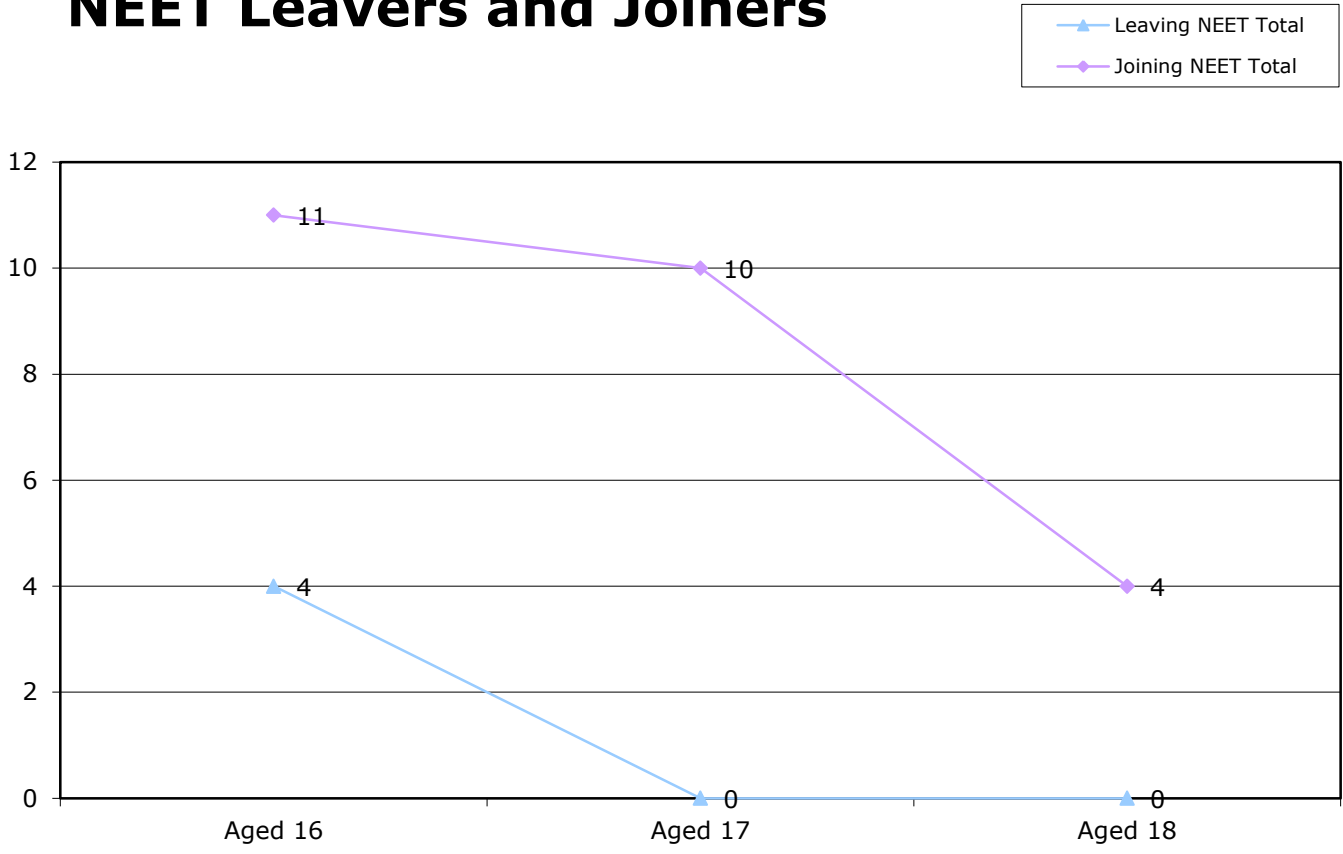
16-18 year old NEET by Vulnerable Group	Aug-15	Jul-15	Jun-15	May-15	Apr-15	Mar-15	Feb-15	Jan-15	Dec-14	Nov-14	Oct-14	Sep-14	Aug-14
Children in Care	12	14	12	12	13	12	12	10	10	8	7	10	16
known	0	1											
subset CIC KCC responsibility	7	8											
subset CIC OOC responsibility	5	5											
Caring for own child	39	39	39	38	33	34	34	33	28	27	27	26	61
Asylum seeker	0	0	0	0	0	0	0	0	0	0	0	1	1
Carer not own child	6	6	7	7	6	5	5	4	2	2	2	2	1
Substance Misuse	0	0	0	0	0	0	0	0	0	1	1	1	1
Care Leaver	1	1	1	1	1	1	1	1	1	1	1	2	4
known	0	0											
subset CL KCC responsibility	0	0											
subset CL OOC responsibility	1	1											
Supervised by YOT	6	6	4	4	3	3	5	5	6	4	3	1	5
Pregnancy	26	27	26	25	20	18	15	14	13	11	9	11	14
Parent not caring for own child	1	1	1	0	0	0	1	1	0	0	0	0	0
SEND (16-18 year olds)	35	36	30	31	33	30	27	26	25	20	26	25	46
SEND (19+ year olds)	115	118	117	113	112	112	111	112	112	106	109	112	94
Total 16-18 NEET with at least one vulnerable group	116	118	111	110	101	96	92	86	75	64	68	72	133

16-18 year old Not Knowns by Vulnerable Group	Aug-15	Jul-15	Jun-15	May-15	Apr-15	Mar-15	Feb-15	Jan-15	Dec-14	Nov-14	Oct-14	Sep-14	Aug-14
Children in Care	51	41	16	17	14	10	11	10	13	28	30	55	7
known	0	0											
subset CIC KCC responsibility	25	20											
subset CIC OOC responsibility	26	21											
Caring for own child	4	4	3	3	2	2	2	1	1	1	1	1	7
Asylum seeker	4	3	0	0	0	0	0	0	0	0	0	3	0
Carer not own child	5	5	1	1	1	1	1	1	1	1	1	5	3
Substance Misuse	2	2	1	1	1	1	1	0	0	2	1	4	0
Care Leaver	6	6	3	2	2	2	2	2	1	3	3	3	2
known	0	0											
subset CL KCC responsibility	5	5											
subset CL OOC responsibility	1	1											
Supervised by YOT	11	9	5	3	3	1	1	0	0	10	9	12	4
Pregnancy	10	8	6	6	6	3	3	3	2	2	2	5	3
Parent not caring for own child	1	1	0	1	0	0	0	0	0	0	0	1	0
SEND (16-18 year olds)	116	107	33	32	32	28	29	29	35	43	45	116	21
SEND (19+ year olds)	301	297	262	262	262	256	257	255	253	245	246	293	190
Total not known with at least one vulnerable group	184	163	59	56	52	41	42	40	46	73	77	178	40

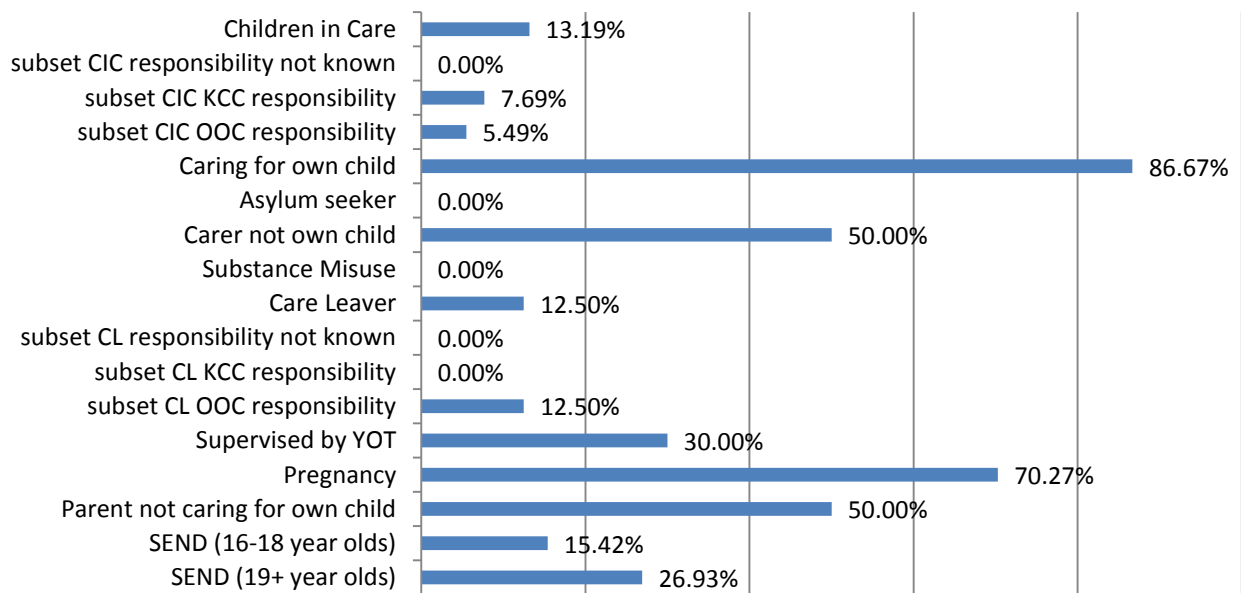
16-18 Year old NEET Leavers & Joiners	Aged 16	Aged 17	Aged 18	16-18 Total	Aged 19
Leaving NEET Total	4	0	0	4	9
Education	0	0	0	0	0
Employment	2	0	0	2	0
Government supported training	0	0	0	0	0
Re-engagement Provision	0	0	0	0	0
NEET in other area	1	0	0	1	0
Custodial Sentence	0	0	0	0	0
Moved Away	0	0	0	0	9
Cannot Be Contacted	0	0	0	0	0
Refused to disclose activity	0	0	0	0	0
Unknown Activity	0	0	0	0	0
Other Reason	1	0	0	1	0
Joining NEET Total	11	10	4	25	0
Education	0	1	0	1	0
Employment	0	2	1	3	0
Government supported training	4	1	3	8	0
Re-engagement Provision	0	0	0	0	0
NEET in other area	0	0	0	0	0
Other (inc custodial sentence)	7	6	0	13	0
Joiners>Leavers	-7	-10	-4	-21	9

16-18 Year Old NEET Labour Market Summary	No	%
Available:		
Working not for reward	6	1.90%
Not yet ready for work or learning	11	3.48%
Start Date agreed (other)	3	0.95%
Start Date agreed (RPA compliant)	12	3.80%
Seeking EET	284	89.87%
Available Total	316	100%
Unavailable:		
Young carers	5	5.38%
Teenage parents	36	38.71%
Illness	34	36.56%
Pregnancy	17	18.28%
Religious grounds	0	0.00%
Unlikely to be economically active	1	1.08%
Other reason	0	0.00%
Unavailable Total	93	100%

NEET Leavers and Joiners



% of Vulnerable Cohorts who are NEET



Education and Young People's Services Performance Management

NEET Monthly Report - Thanet

16-18 year old cohort by Vulnerable Group	Aug-15	Jul-15	Jun-15	May-15	Apr-15	Mar-15	Feb-15	Jan-15	Dec-14	Nov-14	Oct-14	Sep-14	Aug-14
Children in Care	157	157	158	154	154	155	154	153	154	156	150	144	155
known	0	0											
subset CIC KCC responsibility	105	105											
subset CIC OOC responsibility	52	52											
Caring for own child	69	69	66	65	66	66	67	66	63	60	56	55	117
Asylum seeker	5	5	5	5	5	5	5	5	5	5	5	5	5
Carer not own child	13	12	12	12	12	11	10	10	10	10	9	8	9
Substance Misuse	6	6	6	6	6	6	6	6	6	8	9	9	17
Care Leaver	18	18	17	17	17	17	17	16	16	16	16	15	10
known	0	0											
subset CL KCC responsibility	16	16											
subset CL OOC responsibility	2	2											
Supervised by YOT	42	42	42	42	43	43	43	43	44	51	51	45	25
Pregnancy	35	35	36	34	31	31	30	29	25	25	26	26	29
Parent not caring for own child	2	2	2	2	2	2	1	1	1	1	1	1	3
SEND (16-18 year olds)	276	277	277	278	279	280	281	284	286	286	282	285	309
SEND (19+ year olds)	453	461	461	461	461	461	461	461	462	461	461	461	371
Total 16-18 cohort with at least one vulnerable group	525	524	523	519	517	517	517	517	513	517	510	507	572

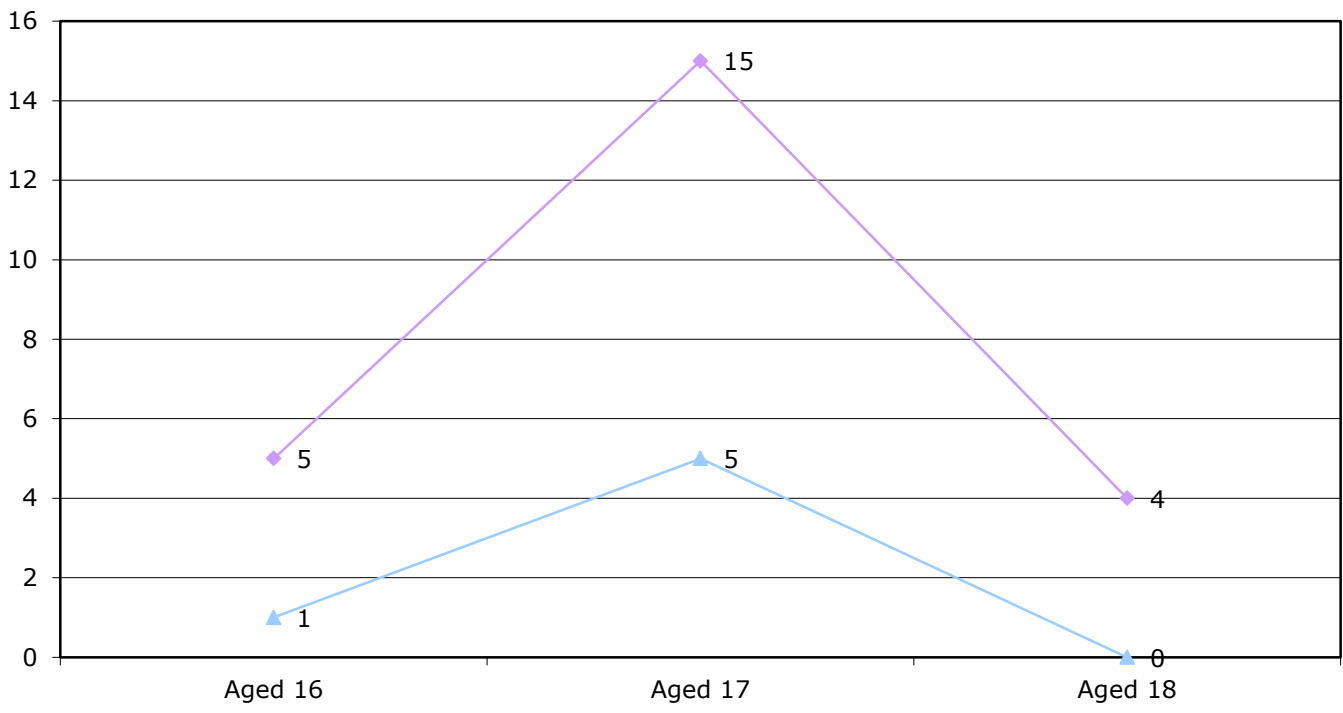
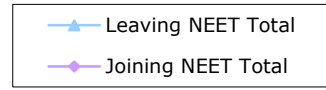
16-18 year old NEET by Vulnerable Group	Aug-15	Jul-15	Jun-15	May-15	Apr-15	Mar-15	Feb-15	Jan-15	Dec-14	Nov-14	Oct-14	Sep-14	Aug-14
Children in Care	22	22	24	24	23	20	20	19	18	19	15	17	42
known	0	0											
subset CIC KCC responsibility	19	19											
subset CIC OOC responsibility	3	3											
Caring for own child	43	44	41	41	41	39	39	38	35	32	27	32	72
Asylum seeker	0	0	0	0	0	0	0	0	0	0	0	0	0
Carer not own child	6	5	5	5	6	5	4	3	3	2	1	2	4
Substance Misuse	2	2	1	1	1	1	1	2	2	2	1	2	6
Care Leaver	7	7	6	6	7	7	7	6	6	5	6	10	7
known	0	0											
subset CL KCC responsibility	6	6											
subset CL OOC responsibility	1	1											
Supervised by YOT	17	17	15	16	19	18	18	20	19	14	12	8	12
Pregnancy	24	24	25	24	21	21	20	21	16	15	14	16	18
Parent not caring for own child	2	2	2	2	2	2	1	1	1	0	1	0	1
SEND (16-18 year olds)	31	32	29	29	30	29	26	28	30	25	19	19	44
SEND (19+ year olds)	116	122	121	120	120	120	121	122	122	121	126	128	107
Total 16-18 NEET with at least one vulnerable group	130	130	125	124	123	117	114	115	107	96	83	92	161

16-18 year old Not Knowns by Vulnerable Group	Aug-15	Jul-15	Jun-15	May-15	Apr-15	Mar-15	Feb-15	Jan-15	Dec-14	Nov-14	Oct-14	Sep-14	Aug-14
Children in Care	90	80	24	24	24	23	24	23	23	34	36	89	14
known	0	0											
subset CIC KCC responsibility	55	48											
subset CIC OOC responsibility	35	32											
Caring for own child	20	19	10	9	9	9	9	7	8	10	10	17	6
Asylum seeker	4	3	2	2	2	2	2	2	2	2	4	2	2
Carer not own child	6	5	1	1	1	1	1	2	2	1	2	5	0
Substance Misuse	3	2	0	0	0	0	1	1	0	2	2	6	5
Care Leaver	9	8	3	3	3	3	2	2	2	2	1	1	0
known	0	0											
subset CL KCC responsibility	8	7											
subset CL OOC responsibility	1	1											
Supervised by YOT	15	11	4	4	2	3	2	0	1	15	15	24	3
Pregnancy	10	8	4	4	4	2	3	3	2	2	2	6	2
Parent not caring for own child	0	0	0	0	0	0	0	0	0	0	0	0	1
SEND (16-18 year olds)	169	158	45	46	46	46	45	46	48	60	67	193	21
SEND (19+ year olds)	330	327	306	307	303	295	295	295	292	288	293	322	197
Total not known with at least one vulnerable group	271	246	74	74	75	72	75	72	74	103	111	295	44

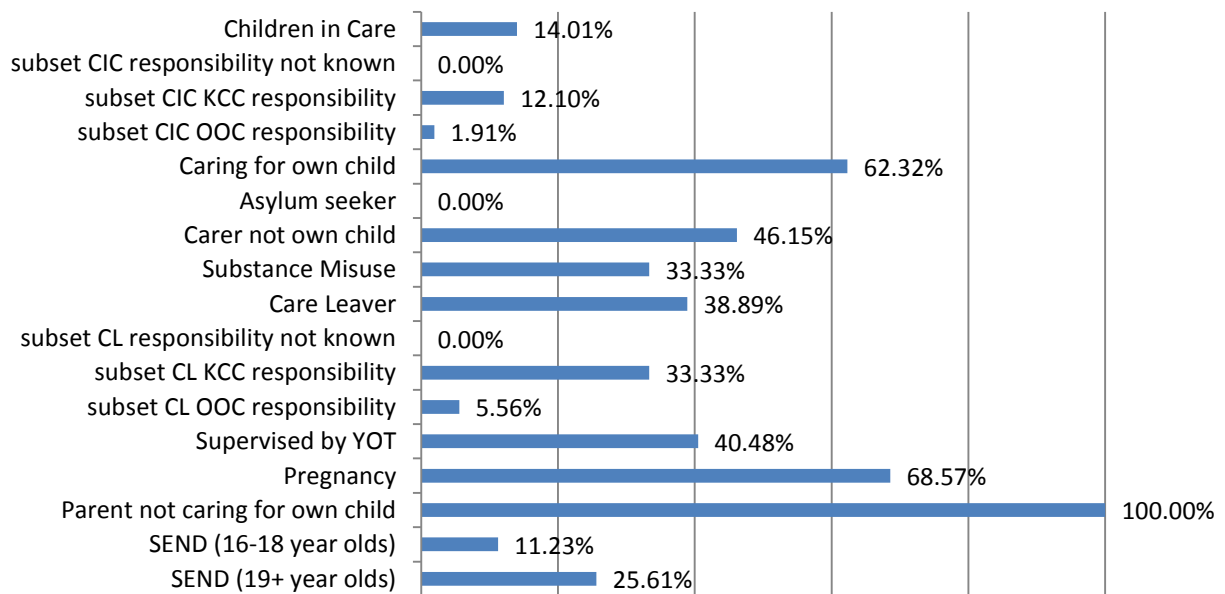
16-18 Year old NEET Leavers & Joiners	Aged 16	Aged 17	Aged 18	16-18 Total	Aged 19
Leaving NEET Total	1	5	0	6	16
Education	0	0	0	0	0
Employment	1	3	0	4	0
Government supported training	0	1	0	1	0
Re-engagement Provision	0	0	0	0	0
NEET in other area	0	0	0	0	0
Custodial Sentence	0	0	0	0	0
Moved Away	0	0	0	0	16
Cannot Be Contacted	0	0	0	0	0
Refused to disclose activity	0	0	0	0	0
Unknown Activity	0	0	0	0	0
Other Reason	0	1	0	1	0
Joining NEET Total	5	15	4	24	0
Education	0	1	0	1	0
Employment	1	2	3	6	0
Government supported training	1	0	1	2	0
Re-engagement Provision	0	0	0	0	0
NEET in other area	0	0	0	0	0
Other (inc custodial sentence)	3	12	0	15	0
Joiners>Leavers	-4	-10	-4	-18	16

16-18 Year Old NEET Labour Market Summary	No	%
Available:		
Working not for reward	2	0.66%
Not yet ready for work or learning	21	6.93%
Start Date agreed (other)	7	2.31%
Start Date agreed (RPA compliant)	9	2.97%
Seeking EET	264	87.13%
Available Total	303	100%
Unavailable:		
Young carers	3	3.85%
Teenage parents	38	48.72%
Illness	23	29.49%
Pregnancy	13	16.67%
Religious grounds	0	0.00%
Unlikely to be economically active	1	1.28%
Other reason	0	0.00%
Unavailable Total	78	100%

NEET Leavers and Joiners



% of Vulnerable Cohorts who are NEET



Education and Young People's Services Performance Management

NEET Monthly Report - Tonbridge & Malling

16-18 year old cohort by Vulnerable Group	Aug-15	Jul-15	Jun-15	May-15	Apr-15	Mar-15	Feb-15	Jan-15	Dec-14	Nov-14	Oct-14	Sep-14	Aug-14
Children in Care	34	34	34	32	32	32	31	31	31	27	27	27	26
known	0	0											
subset CIC KCC responsibility	24	24											
subset CIC OOC responsibility	10	10											
Caring for own child	26	26	25	25	25	26	23	23	19	18	16	16	37
Asylum seeker	0	0	0	0	0	0	0	0	0	0	0	0	1
Carer not own child	11	11	11	11	11	11	10	9	9	9	9	9	10
Substance Misuse	4	4	4	4	4	4	3	3	3	7	7	7	9
Care Leaver	0	0	0	0	0	0	0	0	0	1	1	1	1
known	0	0											
subset CL KCC responsibility	0	0											
subset CL OOC responsibility	0	0											
Supervised by YOT	13	13	13	13	11	11	10	10	11	15	16	13	10
Pregnancy	10	10	11	11	11	11	12	13	12	12	10	10	11
Parent not caring for own child	1	1	1	1	1	1	1	1	0	0	0	0	2
SEND (16-18 year olds)	138	138	138	139	139	139	141	141	142	140	142	140	156
SEND (19+ year olds)	273	273	273	273	273	273	273	275	275	275	275	275	225
Total 16-18 cohort with at least one vulnerable group	214	214	214	212	211	212	210	210	208	210	208	202	239

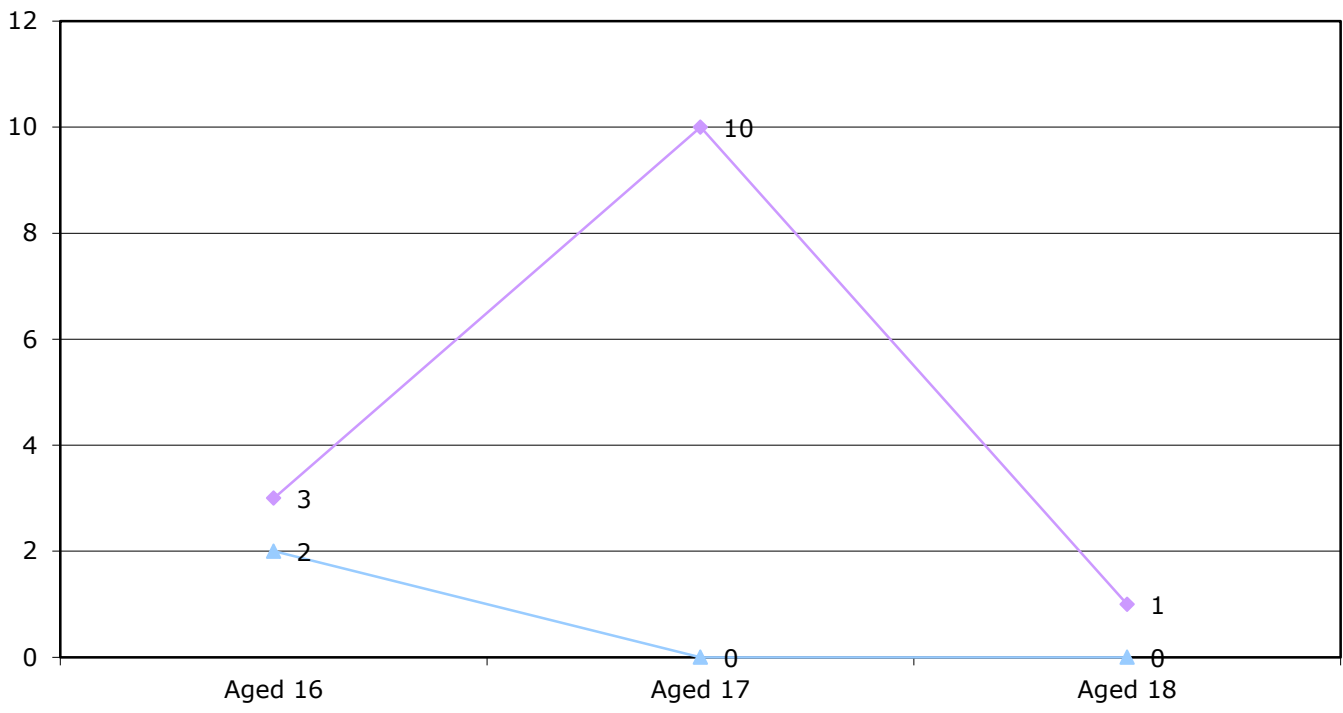
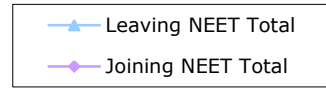
16-18 year old NEET by Vulnerable Group	Aug-15	Jul-15	Jun-15	May-15	Apr-15	Mar-15	Feb-15	Jan-15	Dec-14	Nov-14	Oct-14	Sep-14	Aug-14
Children in Care	4	5	4	2	1	1	0	0	1	0	0	0	4
known	0	0											
subset CIC KCC responsibility	4	5											
subset CIC OOC responsibility	0	0											
Caring for own child	21	21	20	20	20	21	18	19	15	14	12	13	28
Asylum seeker	0	0	0	0	0	0	0	0	0	0	0	0	1
Carer not own child	3	4	4	4	3	3	3	2	2	2	2	2	2
Substance Misuse	0	0	0	1	1	1	0	0	0	0	0	0	1
Care Leaver	0	0	0	0	0	0	0	0	0	0	0	0	1
known	0	0											
subset CL KCC responsibility	0	0											
subset CL OOC responsibility	0	0											
Supervised by YOT	7	6	6	7	6	6	3	4	4	4	3	3	5
Pregnancy	9	9	10	10	10	10	11	12	10	9	7	7	8
Parent not caring for own child	0	0	0	1	1	1	1	1	0	0	0	0	2
SEND (16-18 year olds)	14	13	13	12	11	11	11	10	8	7	6	6	13
SEND (19+ year olds)	52	51	49	48	48	48	48	49	49	49	50	50	46
Total 16-18 NEET with at least one vulnerable group	52	52	51	50	48	49	43	43	37	34	27	28	56

16-18 year old Not Knowns by Vulnerable Group	Aug-15	Jul-15	Jun-15	May-15	Apr-15	Mar-15	Feb-15	Jan-15	Dec-14	Nov-14	Oct-14	Sep-14	Aug-14
Children in Care	21	18	8	9	10	8	7	7	7	8	9	20	6
known	0	0											
subset CIC KCC responsibility	13	11											
subset CIC OOC responsibility	8	7											
Caring for own child	5	3	2	2	1	1	1	1	1	1	1	2	3
Asylum seeker	0	0	0	0	0	0	0	0	0	0	0	0	0
Carer not own child	5	4	1	1	1	0	0	0	0	0	1	5	0
Substance Misuse	3	2	1	1	1	1	1	1	0	4	4	5	2
Care Leaver	0	0	0	0	0	0	0	0	0	1	1	1	0
known	0	0											
subset CL KCC responsibility	0	0											
subset CL OOC responsibility	0	0											
Supervised by YOT	3	2	1	0	0	0	0	0	0	4	3	7	1
Pregnancy	1	0	0	0	0	0	0	0	1	1	1	2	1
Parent not caring for own child	0	0	0	0	0	0	0	0	0	0	0	2	0
SEND (16-18 year olds)	62	55	16	17	18	16	18	20	25	28	35	98	27
SEND (19+ year olds)	209	207	197	197	197	187	188	189	192	193	196	221	148
Total not known with at least one vulnerable group	91	79	27	27	27	23	24	26	31	41	49	128	33

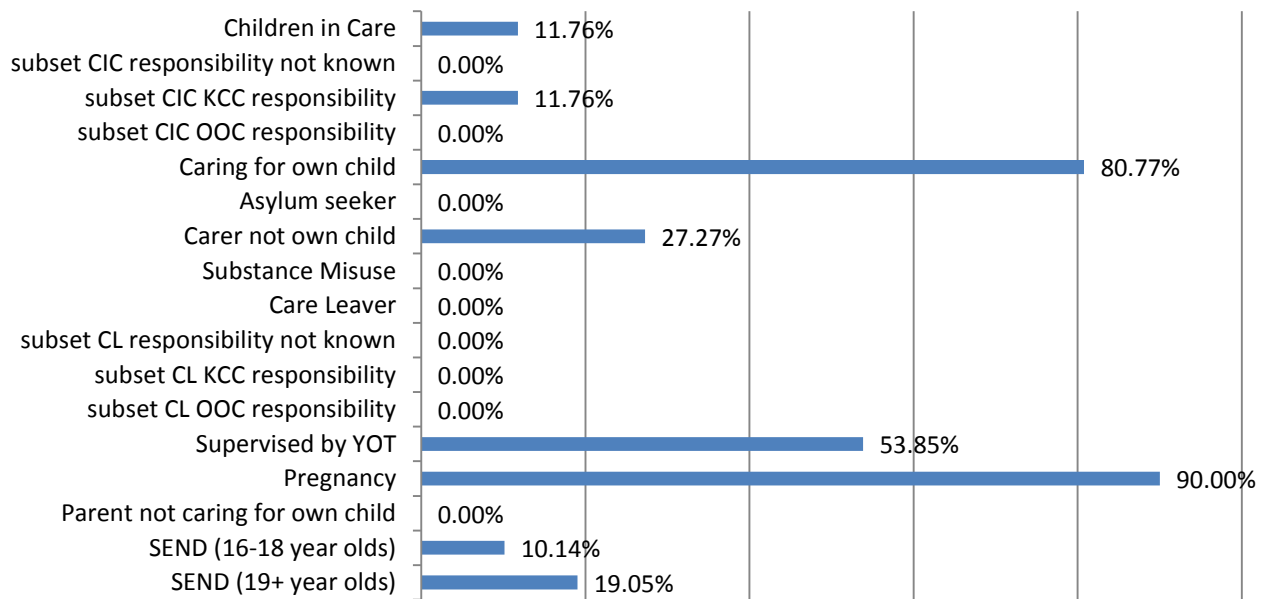
16-18 Year old NEET Leavers & Joiners	Aged 16	Aged 17	Aged 18	16-18 Total	Aged 19
Leaving NEET Total	2	0	0	2	8
Education	0	0	0	0	0
Employment	1	0	0	1	0
Government supported training	1	0	0	1	0
Re-engagement Provision	0	0	0	0	0
NEET in other area	0	0	0	0	0
Custodial Sentence	0	0	0	0	0
Moved Away	0	0	0	0	8
Cannot Be Contacted	0	0	0	0	0
Refused to disclose activity	0	0	0	0	0
Unknown Activity	0	0	0	0	0
Other Reason	0	0	0	0	0
Joining NEET Total	3	10	1	14	0
Education	0	2	0	2	0
Employment	0	0	0	0	0
Government supported training	0	0	0	0	0
Re-engagement Provision	0	0	0	0	0
NEET in other area	0	0	0	0	0
Other (inc custodial sentence)	3	8	1	12	0
Joiners>Leavers	-1	-10	-1	-12	8

16-18 Year Old NEET Labour Market Summary	No	%
Available:		
Working not for reward	9	4.59%
Not yet ready for work or learning	6	3.06%
Start Date agreed (other)	2	1.02%
Start Date agreed (RPA compliant)	8	4.08%
Seeking EET	171	87.24%
Available Total	196	100%
Unavailable:		
Young carers	0	0.00%
Teenage parents	20	54.05%
Illness	10	27.03%
Pregnancy	6	16.22%
Religious grounds	0	0.00%
Unlikely to be economically active	1	2.70%
Other reason	0	0.00%
Unavailable Total	37	100%

NEET Leavers and Joiners



% of Vulnerable Cohorts who are NEET



Education and Young People's Services Performance Management

NEET Monthly Report - Tunbridge Wells

16-18 year old cohort by Vulnerable Group	Aug-15	Jul-15	Jun-15	May-15	Apr-15	Mar-15	Feb-15	Jan-15	Dec-14	Nov-14	Oct-14	Sep-14	Aug-14
Children in Care	20	19	19	19	18	18	18	19	18	21	20	20	23
known	0	0											
subset CIC KCC responsibility	18	17											
subset CIC OOC responsibility	2	2											
Caring for own child	19	19	19	17	16	15	14	13	9	9	8	8	30
Asylum seeker	4	4	4	4	4	4	4	4	4	4	4	4	5
Carer not own child	6	6	6	5	5	5	4	4	4	6	6	6	4
Substance Misuse	4	4	4	4	4	4	4	4	4	5	4	4	7
Care Leaver	6	6	6	6	6	6	5	5	5	5	5	5	1
known	0	0											
subset CL KCC responsibility	4	4											
subset CL OOC responsibility	2	2											
Supervised by YOT	17	16	16	16	16	16	16	16	16	19	20	12	5
Pregnancy	10	10	10	10	9	8	10	10	10	9	9	9	11
Parent not caring for own child	2	2	2	2	2	2	2	2	2	2	2	2	2
SEND (16-18 year olds)	139	140	140	139	138	136	137	137	135	138	141	148	149
SEND (19+ year olds)	225	227	227	227	227	227	227	227	227	227	227	226	185
Total 16-18 cohort with at least one vulnerable group	204	203	203	199	196	192	191	190	184	190	194	194	214

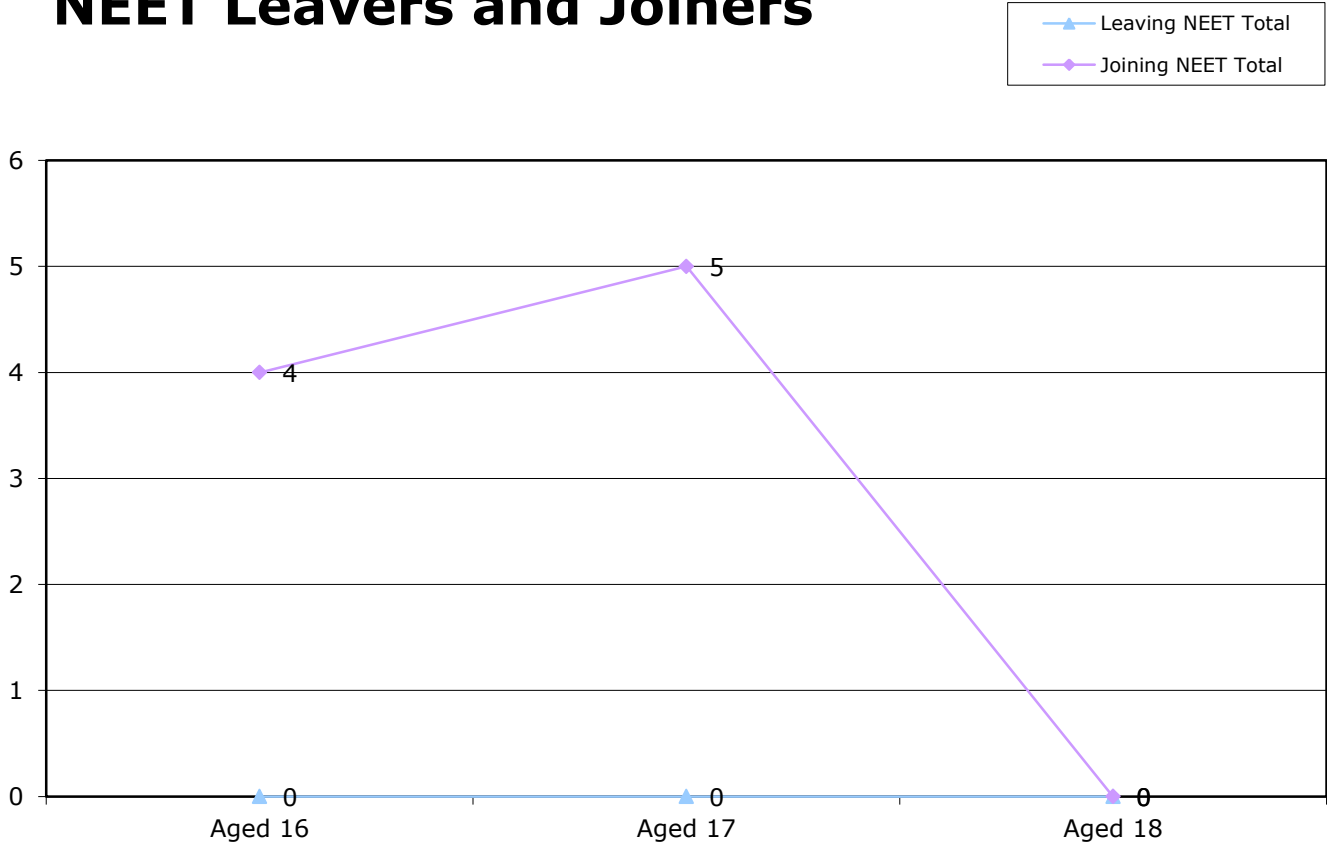
16-18 year old NEET by Vulnerable Group	Aug-15	Jul-15	Jun-15	May-15	Apr-15	Mar-15	Feb-15	Jan-15	Dec-14	Nov-14	Oct-14	Sep-14	Aug-14
Children in Care	4	3	2	3	1	1	0	1	0	0	0	2	6
known	0	0											
subset CIC KCC responsibility	3	2											
subset CIC OOC responsibility	1	1											
Caring for own child	16	16	16	15	14	13	12	11	7	7	6	7	21
Asylum seeker	0	0	0	0	0	0	0	0	0	0	0	0	0
Carer not own child	1	1	2	1	1	2	1	1	1	1	1	0	0
Substance Misuse	2	2	2	2	2	2	1	1	1	1	0	1	2
Care Leaver	5	5	5	5	5	5	4	4	4	3	3	4	1
known	0	0											
subset CL KCC responsibility	3	3											
subset CL OOC responsibility	2	2											
Supervised by YOT	8	7	6	6	5	5	3	3	3	2	1	2	3
Pregnancy	6	6	6	6	6	6	7	7	7	6	6	6	6
Parent not caring for own child	0	0	0	0	0	0	0	0	0	0	0	1	1
SEND (16-18 year olds)	12	12	11	12	8	7	6	6	6	5	5	5	10
SEND (19+ year olds)	33	34	33	33	32	32	31	31	31	30	30	30	27
Total 16-18 NEET with at least one vulnerable group	45	43	42	41	38	35	30	29	25	21	20	23	41

16-18 year old Not Knowns by Vulnerable Group	Aug-15	Jul-15	Jun-15	May-15	Apr-15	Mar-15	Feb-15	Jan-15	Dec-14	Nov-14	Oct-14	Sep-14	Aug-14
Children in Care	8	7	2	2	2	2	3	2	2	7	8	17	2
known	0	0											
subset CIC KCC responsibility	7	7											
subset CIC OOC responsibility	1	0											
Caring for own child	2	2	1	1	1	0	0	0	0	0	0	1	1
Asylum seeker	2	2	0	0	0	0	0	0	0	0	0	3	1
Carer not own child	1	1	0	0	0	0	0	0	0	2	2	5	0
Substance Misuse	2	1	1	1	1	0	0	0	0	2	2	3	0
Care Leaver	1	1	1	1	1	0	0	0	0	1	1	1	0
known	0	0											
subset CL KCC responsibility	1	1											
subset CL OOC responsibility	0	0											
Supervised by YOT	6	5	1	2	2	1	0	0	0	5	6	10	0
Pregnancy	2	1	0	0	0	0	0	0	1	2	2	2	0
Parent not caring for own child	2	2	1	1	1	0	0	0	0	0	0	1	0
SEND (16-18 year olds)	51	50	21	21	19	20	19	21	22	30	39	114	16
SEND (19+ year olds)	183	181	182	182	179	165	166	152	151	153	156	172	101
Total not known with at least one vulnerable group	69	66	24	25	23	22	21	22	24	41	51	139	18

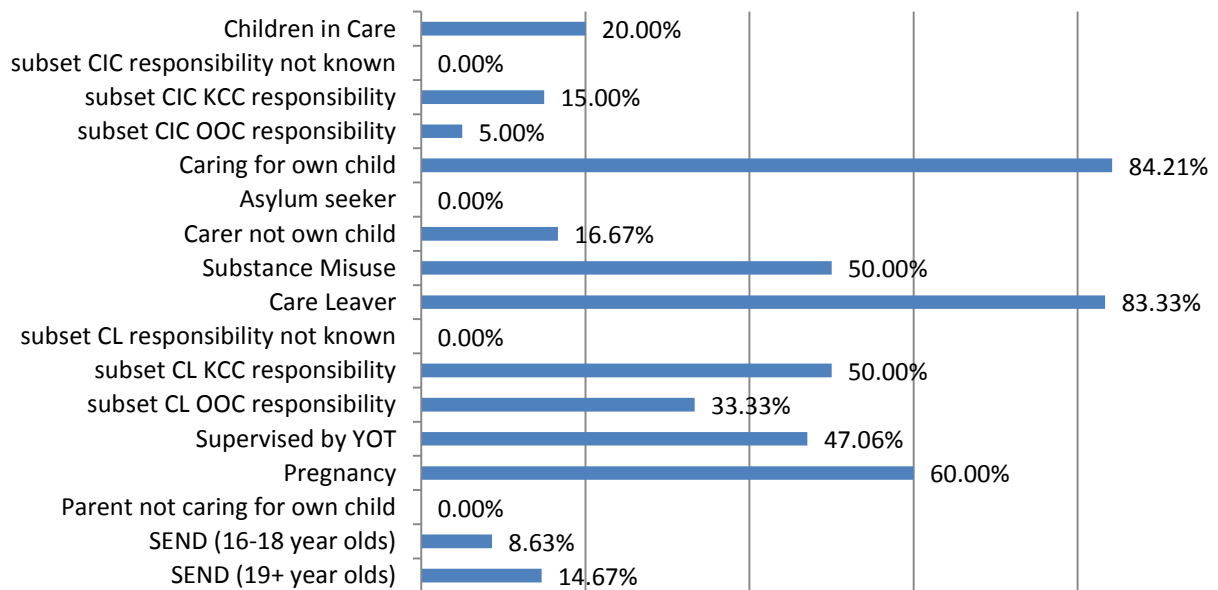
16-18 Year old NEET Leavers & Joiners	Aged 16	Aged 17	Aged 18	16-18 Total	Aged 19
Leaving NEET Total	0	0	0	0	6
Education	0	0	0	0	0
Employment	0	0	0	0	0
Government supported training	0	0	0	0	0
Re-engagement Provision	0	0	0	0	0
NEET in other area	0	0	0	0	0
Custodial Sentence	0	0	0	0	0
Moved Away	0	0	0	0	6
Cannot Be Contacted	0	0	0	0	0
Refused to disclose activity	0	0	0	0	0
Unknown Activity	0	0	0	0	0
Other Reason	0	0	0	0	0
Joining NEET Total	4	5	0	9	0
Education	1	1	0	2	0
Employment	0	2	0	2	0
Government supported training	0	0	0	0	0
Re-engagement Provision	0	0	0	0	0
NEET in other area	0	0	0	0	0
Other (inc custodial sentence)	3	2	0	5	0
Joiners>Leavers	-4	-5	0	-9	6

16-18 Year Old NEET Labour Market Summary	No	%
Available:		
Working not for reward	5	3.18%
Not yet ready for work or learning	16	10.19%
Start Date agreed (other)	1	0.64%
Start Date agreed (RPA compliant)	5	3.18%
Seeking EET	130	82.80%
Available Total	157	100%
Unavailable:		
Young carers	0	0.00%
Teenage parents	14	53.85%
Illness	9	34.62%
Pregnancy	3	11.54%
Religious grounds	0	0.00%
Unlikely to be economically active	0	0.00%
Other reason	0	0.00%
Unavailable Total	26	100%

NEET Leavers and Joiners



% of Vulnerable Cohorts who are NEET

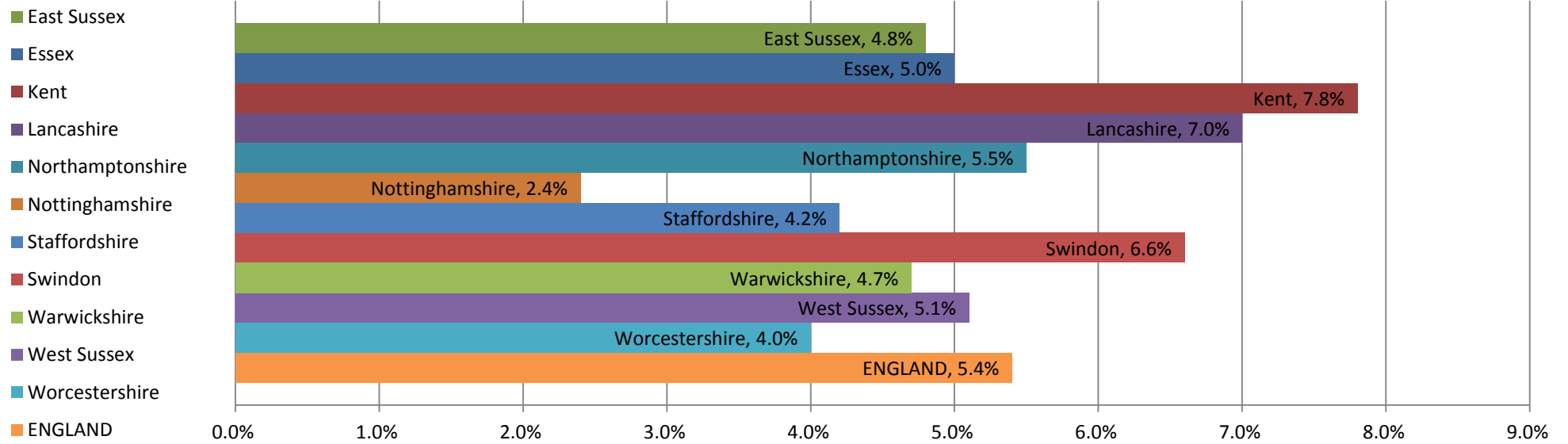


Education and Young People's Services Performance Management
Kent/National/Statistical Neighbours
AS AT 31st July 2015

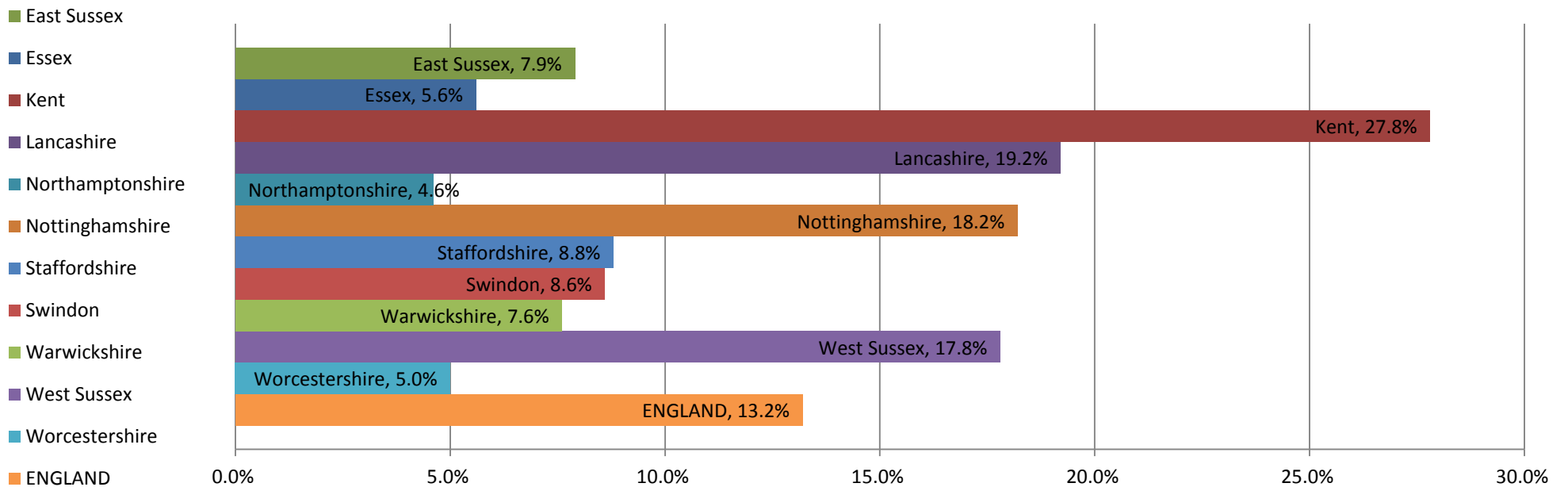
	NEET		Not known		In learning	
	% Academic Age16-18s NEET	% change over last 12 months	% Academic Age16-18s NK	% change over last 12 months	% Academic Age16-18s in learning	% change over last 12 months
ENGLAND	5.4%	-8.5%	13.2%	12.0%	76.5%	1.3%

Name	NEET Ranked Position	Academic Age16-18 (Y12-Y14) NEET %	Y12 NEET%	Y13 NEET%	Y14 NEET%	N/K Ranked Position	Academic Age 16 - 18 (Y12-Y14) NK %	Y12 NK%	Y13 NK%	Y14 NK%	Academic Age 16 - 18 (Y12-14) In Learning %	Y12 In Learning %	Y13 In Learning %	Y14 In Learning %
Kent	11	7.8%	4.3%	7.5%	11.5%	11	27.8%	25.4%	28.1%	29.9%	59.5%	70.1%	60.9%	47.3%
East Sussex	5	4.8%	3.4%	5.0%	6.1%	5	7.9%	0.8%	4.0%	19.7%	80.2%	93.2%	85.0%	60.9%
Essex	6	5.0%	3.5%	4.8%	6.8%	3	5.6%	1.9%	5.2%	9.8%	79.5%	92.4%	82.7%	63.0%
Lancashire	10	7.0%	4.1%	7.6%	9.5%	10	19.2%	10.7%	25.2%	21.3%	71.6%	84.6%	66.1%	64.7%
Northamptonshire	8	5.5%	3.5%	5.2%	7.9%	1	4.6%	2.2%	4.0%	7.8%	81.6%	93.1%	85.7%	65.1%
Nottinghamshire	1	2.4%	1.4%	1.9%	4.3%	9	18.2%	5.0%	18.0%	31.5%	79.4%	93.5%	80.0%	65.0%
Staffordshire	3	4.2%	2.7%	3.8%	6.5%	7	8.8%	3.9%	5.5%	17.3%	81.7%	91.7%	87.2%	65.7%
Swindon	9	6.6%	3.2%	5.9%	11.0%	6	8.6%	3.3%	6.3%	16.3%	80.3%	91.7%	84.5%	64.7%
Warwickshire	4	4.7%	2.3%	4.1%	7.8%	4	7.6%	5.1%	5.2%	12.5%	84.1%	92.0%	88.1%	72.5%
West Sussex	7	5.1%	1.5%	3.8%	11.1%	8	17.8%	9.1%	14.3%	30.5%	76.6%	89.3%	81.7%	58.1%
Worcestershire	2	4.0%	3.4%	3.7%	5.0%	2	5.0%	0.7%	2.6%	11.9%	85.4%	93.6%	88.9%	73.4%
Mean Indicator for Statistical neighbours		4.9%	2.9%	4.6%	7.6%		10.3%	4.3%	9.0%	17.9%	80.1%	91.5%	83.0%	65.3%

Statistical Neighbours NEETs July 2015



Statistical Neighbours Not Knowns July 2015



Education and Young People's Services Performance Management NEET Monthly Report - Kent

Year 11 intended destinations summary	Cohort total	Total not yet recorded/undecided	%age of total
Kent	17088	2,296	13.4%
Ashford	1377	184	13.4%
Canterbury	1653	229	13.9%
Dartford	1425	150	10.5%
Dover	1404	143	10.2%
Gravesham	1257	65	5.2%
Maidstone	1918	142	7.4%
Sevenoaks	507	110	21.7%
Shepway	1127	226	20.1%
Swale	1660	461	27.8%
Thanet	1606	197	12.3%
Tonbridge & Malling	1641	265	16.1%
Tunbridge Wells	1513	124	8.2%

Year 11 September Guarantee summary	Cohort total	Total no offer made	%age of total
Kent	17077	1,955	11.4%
Ashford	1380	157	11.4%
Canterbury	1651	119	7.2%
Dartford	1426	280	19.6%
Dover	1405	162	11.5%
Gravesham	1255	109	8.7%
Maidstone	1917	109	5.7%
Sevenoaks	505	115	22.8%
Shepway	1123	151	13.4%
Swale	1658	263	15.9%
Thanet	1604	236	14.7%
Tonbridge & Malling	1638	143	8.7%
Tunbridge Wells	1515	111	7.3%

Year 12 September Guarantee summary	Cohort total	Total no offer made	%age of total
Kent	17690	5,791	32.7%
Ashford	1554	472	30.4%
Canterbury	1550	538	34.7%
Dartford	1149	464	40.4%
Dover	1274	453	35.6%
Gravesham	1312	484	36.9%
Maidstone	1843	567	30.8%
Sevenoaks	1204	402	33.4%
Shepway	1279	339	26.5%
Swale	1800	641	35.6%
Thanet	1812	600	33.1%
Tonbridge & Malling	1529	467	30.5%
Tunbridge Wells	1384	364	26.3%