

Sevenoaks District Governor Briefing

Autumn 2017

Agenda

Welcome and outline of the briefing

Jo Hinde - Area Governance Officer North Kent

Educational performance at district, regional and national level

Karen Claxton, Senior Improvement Adviser North Kent

Latest educational updates for district planning and provision

Ian Watts - Area Education Officer North Kent

Kent Governance Association (KGA)

Janice Brooke - KGA Chair

In The News - latest updates

Jo Hinde

Polite Reminders

- **Housekeeping**
- **Paperless**
- **Have you signed the register?**
- **Note at least three actions that you will complete following this briefing**
- **Please complete the online evaluations**

Secondary Schools' Update

Celia Buxton

Principal Improvement Adviser
for Secondary, Special & PRUs

2017 Outcomes

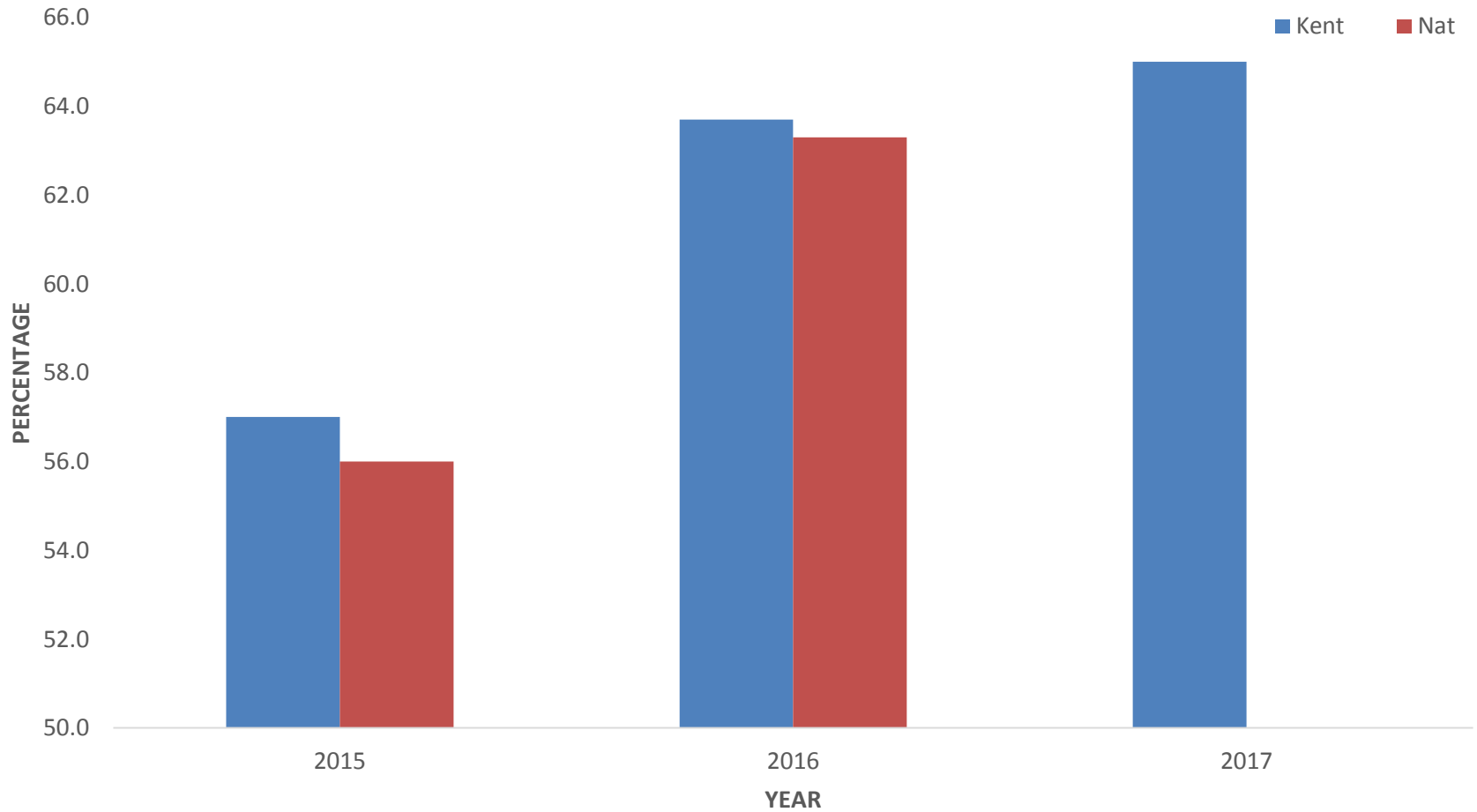
- There are significant changes to national performance measures in 2017
- **Basics** (standard pass in English and mathematics Grade 4/Grade C)
- Comparisons with performance in 2016 are difficult to make, given that this year sees the implementation of new grades in Maths and English and more demanding examinations
- This will be further compounded when the Basics measure that will be reported in the DfE October release this year will use the threshold of grade 5 (Strong Pass) or higher

2017 Outcomes

The figures stated have been made using grade 4 (standard pass) to allow comparison with results from previous years

- This shows a positive picture in Kent the **Basics** measure introduced last year – standard pass in English and mathematics Grade 4/Grade C passes show an increase of 1.3% to 65%
- The national figure for 2017 Basics is not yet available. So far, 40% (32 schools) of Kent schools have reported improvement on their 2016 performance in this measure
- Last year 41.2% of schools exceeded the **Basics** National Average (63.3%), currently this year 43.8 % of schools have exceeded last year's figure

Basics - standard pass in English and Maths (Grade 4/Grade C)



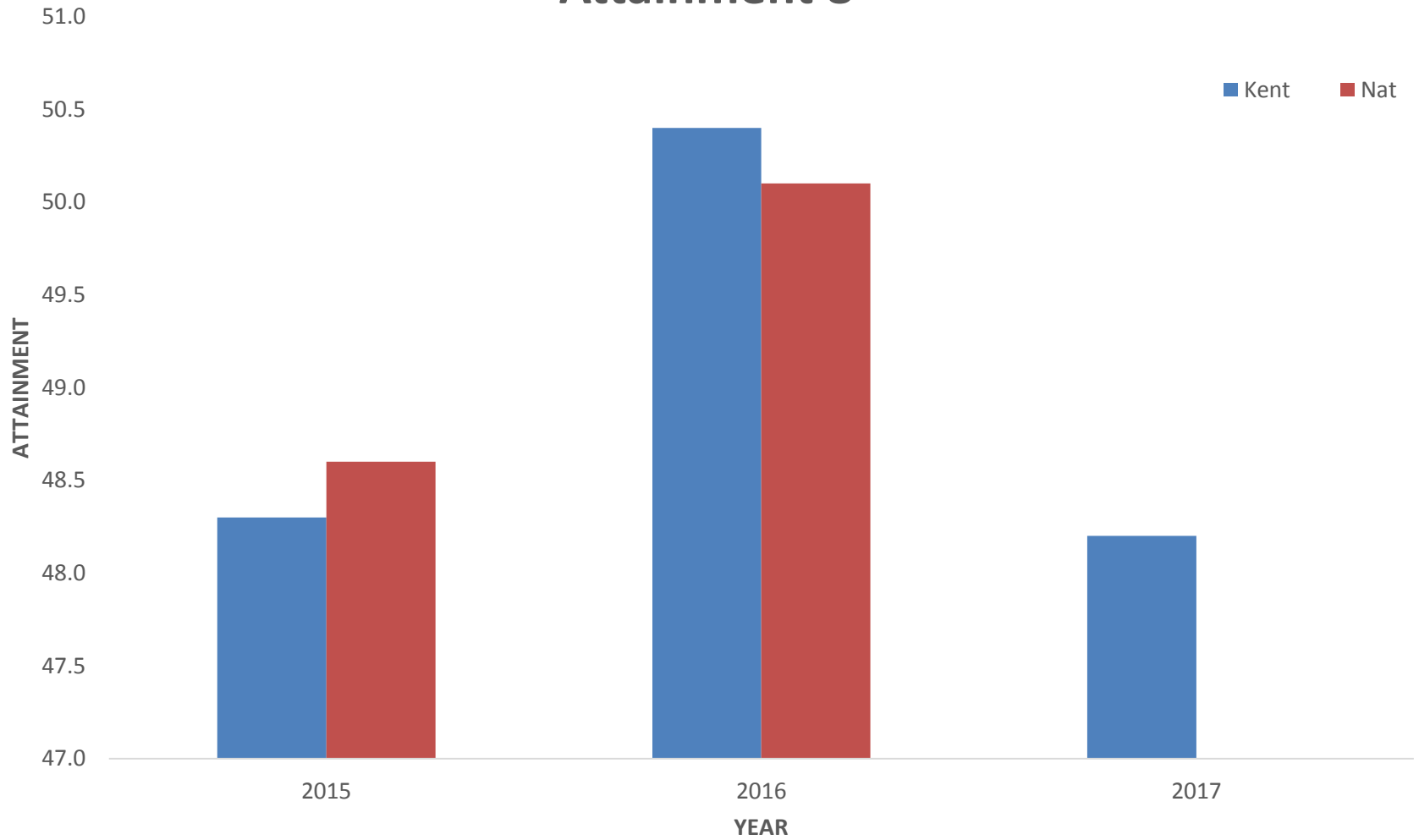
Outcomes 2017

All 2017 figures are provisional and unvalidated:

Attainment 8

- Based on a return sample of 80 (of 97 available schools returning GCSE outcomes this year):
- 17% (12 schools) have reported an increase in their **attainment 8** score
- 84% (59 schools) have reported a fall in their **attainment 8** score
- Compared with 2016 there has been an overall decline in attainment 8 performance from 50.4 to 48.2

Attainment 8



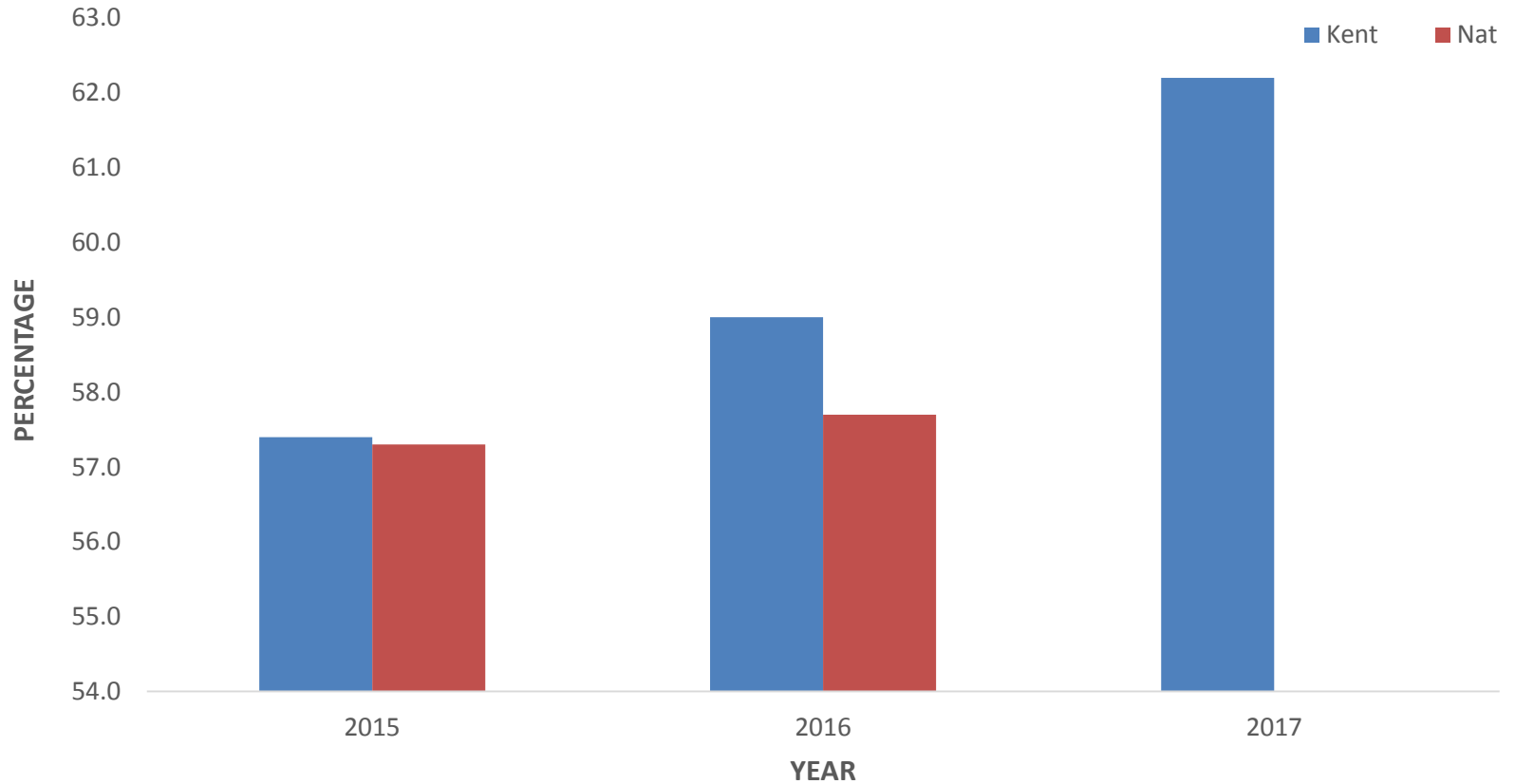
2017 Outcomes

- There has also been a slight fall in the headline **Ebacc** measure. This year it is 29.1% from 29.9% last year
- So far, 32.5% (26 schools) schools have reported performance above the 2016 national average in this measure.

2017 Outcomes

- **5 or more standard passes, including English and mathematics**
- Performance in the old measure, the percentage of pupils achieving 5 or more GCSE grades A*-C (standard passes) including English and mathematics, is more positive at 62.2%.
- This is above last year's figure of 59.0% and the 2016 national average 57.7%
- So far, 52.5% (42 schools) schools have met or exceeded their 2016 performance in this measure
- Progress 8 figures will be published by the DfE in October 2017

Percentage of pupils achieving 5 standard passes including English and Mathematics



Priorities for Secondary Governors

- Comparisons of school outcomes including school group performance, against those groups nationally
- Evidence of the impact of intervention and strategies to improve disadvantaged pupils performance
- Effectiveness of 16-19 programmes, including destinations and independent advice and guidance
- Website compliance, Policies updated and evident in school practice, eg. Keeping Children Safe in Education, Prevent - strategies in place (and tested)
- Safeguarding issues including attendance, use of part-time timetables and Quality Assurance of offsite provision

Educational performance at district, regional and national level

Karen Claxton
Senior Improvement Adviser

2017 Floor Standard

The floor standard is the minimum standard for pupil attainment and / or progress that the government expects schools to meet. To be **above** the floor, the school needs to meet either the attainment **or** all of the progress elements.

- at least 65% of pupils meet the expected standard in English reading, English writing and mathematics;
- **or**
- the school achieves sufficient progress scores in **all three** subjects. At least -5 in English reading, -5 in mathematics and -7 in English writing.

NB: No school will be confirmed as being below the floor or coasting until December 2017 when schools' performance tables are published

- *The attainment element is a combined measure. This means an individual pupil needs to meet the 'expected standard' in English reading, English writing and mathematics, in order to be counted towards the attainment element.*
- *To meet the progress element a school needs to have sufficient progress scores in English reading, and English writing, and mathematics. There is no measure of 'sufficient progress' for individual pupils.*

EYFS – Good Level of Development

| | 2015 % GLD | 2016 % GLD | 2017 % GLD | 2016 to 2017 Diff % | 2015 to 2017 Diff % |
|-----------------------|------------------|------------------|------------------|------------------------------|------------------------------|
| Kent LA - All Schools | 73.1 | 74.9 | 74.3 | -0.6 | +1.2 |
| National | 66.3 | 69.3 | 70.7 | +1.4 | +4.4 |

In 2017, outcomes at the end of the Early Years Foundation Stage dropped slightly (less than 1 percentage point) but continue to remain above the national average.



EYFS – Area/District

| | % reaching a Good Level of Development (GLD) |
|-------------------|----------------------------------------------|
| National | 70.7 |
| Kent | 74.3 |
| North Kent | 74.8 |
| Dartford | 74.6 |
| Gravesham | 72.1 |
| Sevenoaks | 77.8 |

Year 1 Phonics

- Kent has continued to improve outcomes in **Phonics** in 2017 by 0.5%.
- 82.1% of pupils met the expected standard, compared with 81.2% nationally.
- Kent has improved outcomes in phonics by 4% since 2015 (national improvement rate 4.2%).

Phonics – Area/District

| | 2017 Year 1 Phonics % 32+ |
|-------------------|------------------------------|
| National | 81.2 |
| Kent | 82.1 |
| North Kent | 80.2 |
| Dartford | 79.5 |
| Gravesham | 79.1 |
| Sevenoaks | 81.9 |

Key Stage 1 Attainment

Kent has also performed above the national average for every indicator at Key Stage 1.

| % reaching or exceeding the expected standard | English Reading | English Writing | Mathematics |
|-----------------------------------------------|-----------------|-----------------|-------------|
| National | 75.5 | 68.2 | 75.1 |
| Kent | 78.8 | 72.3 | 78.4 |

Key Stage 1 – Area/District

| % reaching or exceeding the expected standard | English Reading | English Writing | Mathematics |
|-----------------------------------------------|-----------------|-----------------|-------------|
| National | 75.5 | 68.2 | 75.1 |
| Kent | 78.8 | 72.3 | 78.4 |
| North Kent | 78.6 | 72.5 | 77.6 |
| Dartford | 78.8 | 73.0 | 76.1 |
| Gravesham | 75.1 | 69.4 | 77.0 |
| Sevenoaks | 81.8 | 75.1 | 79.7 |

Key Stage 2 Attainment

Kent performed above or in line with the national average for all indicators.

| % reaching or exceeding the expected standard | R, W, M combined | English Reading | English Writing | Grammar, Punctuation and Spelling | Mathematics |
|-----------------------------------------------|------------------|-----------------|-----------------|-----------------------------------|-------------|
| National | 61 | 71 | 76 | 77 | 75 |
| Kent | 64 | 74 | 80 | 76 | 76 |

Key Stage 2 Attainment

| % reaching or exceeding the expected standard | R, W, M comb | English Reading | English Writing | Mathematics | GPS |
|-----------------------------------------------|--------------|-----------------|-----------------|-------------|-------------|
| National | 61.0 | 71.0 | 76.0 | 77.0 | 75.0 |
| Kent | 64.4 | 74.2 | 80.4 | 75.7 | 76.0 |
| North Kent | 64.7 | 74.0 | 78.6 | 76.7 | 78.1 |
| Dartford | 64.3 | 74.1 | 77.7 | 77.5 | 78.8 |
| Gravesham | 57.9 | 66.6 | 74.7 | 71.2 | 72.3 |
| Sevenoaks | 71.9 | 81.2 | 83.4 | 81.4 | 83.1 |

Disadvantaged Attainment Gaps – KS2

| % reaching or exceeding the expected standard - GAP | R, W, M comb | English Reading | English Writing | Grammar, Punctuation and Spelling | Mathematics |
|-----------------------------------------------------|----------------------------------------|-----------------|-----------------|-----------------------------------|-------------|
| National | National data not yet available | | | | |
| Kent | 22.3 | 18.6 | 16.9 | 19.0 | 18.4 |
| North Kent | 22.8 | 17.7 | 16.9 | 18.7 | 18.5 |
| Dartford | 23.4 | 17.3 | 17.9 | 20.2 | 19.7 |
| Gravesham | 22.4 | 18.3 | 18.9 | 18.4 | 17.3 |
| Sevenoaks | 20.1 | 14.5 | 11.8 | 15.4 | 16.7 |

Kent vs Statistical Neighbours

| | % Pupils Achieving | | | | | | | | | | |
|--------------------------------------------------|-------------------------|-------------------------|----------------------------------|-----------------------------|---------------------------------------------------------|----------------------------------------------------|--------------------------------|---------------------------|-------------------------------------|------------------------------------------------------------|-----------------------------------|
| | Expected Standard - RWM | A Higher Standard - RWM | Expected Standard - Reading Test | A High Score - Reading Test | Expected Standard - Grammar, Punctuation, Spelling Test | A High Score - Grammar, Punctuation, Spelling Test | Expected Standard - Maths Test | A High Score - Maths Test | Average Scaled Score - Reading Test | Average Scaled Score - Grammar, Punctuation, Spelling Test | Average Scaled Score - Maths Test |
| Kent | 64 | 9 | 74 | 27 | 76 | 30 | 76 | 23 | 105 | 106 | 104 |
| East Sussex | 57 | 5 | 71 | 24 | 71 | 23 | 70 | 17 | 104 | 104 | 103 |
| Essex | 63 | 10 | 73 | 25 | 79 | 32 | 76 | 23 | 104 | 106 | 104 |
| Lancashire | 60 | 8 | 70 | 23 | 77 | 28 | 75 | 20 | 104 | 106 | 104 |
| Northamptonshire | 56 | 7 | 68 | 20 | 73 | 25 | 70 | 17 | 103 | 105 | 103 |
| Nottinghamshire | 61 | 8 | 71 | 24 | 77 | 29 | 75 | 22 | 104 | 105 | 104 |
| Staffordshire | 63 | 9 | 74 | 25 | 78 | 31 | 76 | 22 | 104 | 106 | 104 |
| Swindon | 61 | 8 | 72 | 25 | 78 | 30 | 76 | 20 | 104 | 106 | 104 |
| Warwickshire | 62 | 10 | 72 | 28 | 77 | 32 | 74 | 23 | 105 | 106 | 104 |
| West Sussex | 55 | 5 | 70 | 25 | 74 | 25 | 71 | 19 | 104 | 105 | 103 |
| Worcestershire | 57 | 8 | 70 | 24 | 72 | 26 | 70 | 20 | 104 | 105 | 103 |
| National | 61 | 9 | 71 | 25 | 77 | 31 | 75 | 23 | 104 | 106 | 104 |
| Kent's Ranked Position (1=top, 11=bottom) | 1 | 3 | 1 | 2 | 7 | 4 | 1 | 1 | 1 | 1 | 1 |

School Improvement Allocation

- Good + schools - 2 visits + reports
- RI or potential RI - 3 visits + reports
- SCC or potential SCC - 8 visits + reports
- Academies/Free Schools - No visits, offered to Trusts for purchase

Area Improvement Advisers

Senior Improvement Adviser

Karen Claxton

Improvement Advisers

Mel Clapton, Caroline Crofts, Matt Dickson, June Haddock, Anne Massey

Area Governance Officer

Jo Hinde

Senior Early Years Adviser

Polly Sharman

School Inspections

[House of Commons Library Briefing Paper](#)

Background on Ofsted inspections of state-funded schools in England

Recent developments in school inspection

Sevenoaks Area Education Officer Update

Ian Watts
Area Education Officer

Discussion Topics

- Commissioning Update
- Managing Complaints / Social Networking
- National Funding Formula
- High Needs Funding Review Update
- Education Services Company Update

Education Commissioning Plan

- Currently Consulting on the KCP for 2018-22.
- Previous Plan forecasting accuracy was as follows:
 - Year R: Sevenoaks 2.9%, Kent overall -0.1%
 - Year 7: Sevenoaks 2.4%, Kent overall -0.1%

Context

- Demand in Sevenoaks is mainly predicated on inward migration
- Across the district, there is sufficient capacity for primary, for both Year R and for Total Roll.
- Small pockets of higher demand, but partly driven by parental preference.
- Secondary picture skewed by the lack of Grammar provision
- More than 40% of secondary aged students in the South of the district, travel to attend schools in Tonbridge or Tunbridge Wells.
- Introduction of Weald Of Kent Grammar Annexe will help to alleviate this

Context

- Likely further Secondary expansions will be required as there are only 3 Secondary provisions in Sevenoaks (plus the Grammar Annexe)
- No Primary year groups under significant pressures on a district wide basis. Swanley/Hextable most likely to encounter pressures in the future.
- The growth in primary numbers in recent years is now starting to impact on the secondary demand.

Housing

- Sevenoaks District Council's (SDC) existing Core Strategy, adopted in 2011, plans for 3,300 new homes up to 2026.
- Some of this need is being delivered with the remaining locations for growth identified within SDC's 'Allocations and Development Management Plan' adopted in February 2015.
- SDC have recently issued the first stage consultation for a new Local Plan to run from 2019 to 2035 which will replace the adopted Core Strategy.
- Likely to identify a housing need of c12,000 new dwellings

School Commissioning: Mainstream

- **Sevenoaks Primary:**

| Planning Group | <i>Short Term</i> | <i>Medium term</i> | | <i>Long Term</i> |
|----------------------|-------------------|------------------------------|------------|--------------------|
| | by 2018-19 | by 2019-20 | by 2020-21 | 2021-22 to 2024-25 |
| Swanley and Hextable | | 1FE in Swanley and Hextable. | | |

School Commissioning: Mainstream

- **Sevenoaks Secondary:**

| by 2018-19 | by 2019-20 | By 2020-21 | 2021-22 to 2025-26 |
|------------------|------------|------------|--------------------|
| 2FE in Sevenoaks | | | 2FE in Sevenoaks |

- **Previously Commissioned:**

- September 2017:
 - 2FE Temporary Expansion of Trinity School

General updates – School Complaints

- KCC’s model complaints policy for maintained schools has been updated in the light of feedback from governing bodies over the last year.
- The changes include a summary of appropriate routes for particular types of complaint at the beginning of the model policy to aid clarity; a reference to governing body reciprocal agreements and a cross-reference to the model policy “Dealing with Complaints Against Schools and Settings made by Parents on Social Media Networking Sites” as this is increasingly a feature of parental complaints.
- <http://www.kelsi.org.uk/school-management/complaints>

National Funding Formula

- NFF rates applied to individual school budgets and then aggregated up to LA level
- LA still operates a local formula
- Kent set to receive an additional £50m over the next 2 years (£28m in 2018-19, £22m in 2019-20)
- Gains are capped at 3% per annum, but every school attracts a 0.5% increase
- DfE have also set minimum funding levels from 2019-20; £3,500 for Primary schools (£3,300 in 2018-19) and £4,800 for Secondary schools (£4,600 in 2018-19)
- Decisions on what each school will receive will be taken later this Autumn at Schools' Funding Forum and informed by an all school consultation



Review of High Needs Funding - Update

Overarching Aims of the Review

- The high needs top up budget needs to be more predictable and more closely linked to patterns of need
- The budget must continue to fund the top up required by schools to support the pupils with the most complex needs that would otherwise warrant statutory assessment
- The budget must also be used well in tandem with other resources such as LIFT to get the best outcomes for pupils
- As the increase in HNF is not sustainable we need to explore new models of funding

Review Findings

- The demand for HNF does not always follow a pattern related to pupil profile and levels of need across the schools
- Wide variations in uses and access to HNF in schools across the county
- Over-reliance on one to one TA support as the major intervention for pupils
- More inclusive schools with whole school approaches to SEN make less demand on HNF
- Training for staff is needed to raise capacity in schools to address ASD, S&L and SEMH

Findings of the Review

- Schools have different understandings of ‘normally available resource’ and the use of ‘best endeavours’ to support pupils with SEN
- Effectiveness and impact of provision through High Needs Funding is variable re pupil outcomes
- Need to re-visit the criteria and decision making process for HNF to ensure resources are allocated and spent on the most effective interventions

Findings of the Review

- Schools with similar characteristics (Size, IDACI, Prior Attainment) have very contrasting numbers of High Needs funded pupils, some of which are out of line with the patterns or trends for most other similar schools
- Four groups of schools have emerged: very inclusive schools with good SEN provision that make little demand on HNF; schools that make appropriate levels of demand on HNF and use it well; schools that over rely on HNF and 1:1 TA support and do not always have the most effective interventions; schools that make very little use of HNF, do not always engage in LIFT and may not have effective SEN provision.

High Needs Funding - Primary School examples

Small schools with low levels of Notional SEN

| | Pupil Numbers | High Needs Numbers | Percentage |
|----------|---------------|--------------------|------------|
| School A | 109 | 8 | 7.3% |
| School B | 102 | 2 | 2.0% |
| School C | 141 | 0 | 0.0% |

Small schools with high levels of Notional SEN

| | Pupil Numbers | High Needs Numbers | Percentage |
|----------|---------------|--------------------|------------|
| School A | 148 | 9 | 6.1% |
| School B | 119 | 3 | 2.5% |
| School C | 198 | 1 | 0.5% |

High Needs Funding - Primary School examples

Large schools with low levels of Notional SEN

| | Pupil Numbers | High Needs Numbers | Percentage |
|----------|---------------|--------------------|------------|
| School A | 459 | 25 | 5.4% |
| School B | 454 | 11 | 2.4% |
| School C | 482 | 3 | 0.6% |

Large schools with high levels of Notional SEN

| | Pupil Numbers | High Needs Numbers | Percentage |
|----------|---------------|--------------------|------------|
| School A | 422 | 27 | 6.4% |
| School B | 405 | 7 | 1.7% |
| School C | 415 | 2 | 0.5% |

Next Steps HNF Review

- Report on HNF review findings and proposed changes to be shared with the Schools Funding Forum in October
- Findings and proposed changes to be shared and discussed with schools at Heads Briefings in November and at meetings with KAH
- Support for the recommendations will be aided by the LIFT process offering more training, resources and assessment tools to schools
- Changes to funding need to fall into line with the National Funding formula changes from April 2018

Introducing...

The Education People

KCC's New Education Services Company

Update

- Soft launch 8th November at the EduKent Expo – from this date the company will be operating in shadow form.
- Launch – 1st April 2018
- Stakeholder and Partnership Board for Heads and Governors reps has now been set up and is operational

The Education People Company Objectives

- To ensure we achieve the long-term sustainability of Education Services in Kent for the benefit of Kent Schools
- To maintain and enhance the partnership between KCC and schools, allowing schools to have a greater influence in how services deliver and continuing the focus on improving outcomes for children and young people
- To realise the new opportunities for growth in traded Education Services to better support the delivery of high-quality statutory services and re-invest profit back into the services.

The Education People – Core offer

- The Education People will key deliver services to schools and settings that are funded by KCC. These are:
 - School improvement
 - Early Years & Childcare
 - Governor Support
 - Educational Psychology
 - Education Safeguarding
 - Outdoor Education advisory, as well as the provision of Outdoor Education Centres
 - Skills and Employability
 - Schools Financial Services

The Education People – Future Developments

- As well as delivering services on behalf of KCC, The Education People will develop new traded products to support the delivery of outcomes in schools
- New cross-service products, supporting schools in delivering high quality education and making the most of resources
- Working closely with schools and settings to design and develop services, and jointly evaluate success.

Q & A

- Questions?

Kent Governance Association (KGA)

Janice Brooke
Keith Blakemore

KGA

Kent Governance

Association

Dartford & Gravesham Representatives

Keith Blakemore

Janice Brooke (Chair)

janicebrooked28@btinternet.com

Sevenoaks Representatives

2 Vacancies – please get in touch!

[Link to KGA website](#)





- New Chair appointed in September – Mrs Janice Brooke
- Work with the Kent Association of Headteachers on the Kent Leadership Strategy continue to develop
- KGA are to work with Governor Services this year to develop a Chairs' Forum/support network.
- KGA Assembly Meeting
30th October at Oakwood House 7pm-9pm

Governance Updates

Jo Hinde
Area Governance Officer

Governance Updates agenda

- **Department for Education Updates**
- **Ofsted Updates**
- **KCC Updates**
- **Governor Services Core Training**
- **Governor Services SLA – Bespoke Offering**
- **Upcoming training**

DfE Updates

- **Academies Financial Handbook**
- **Get Information about Schools (Edubase)**
<https://get-information-schools.service.gov.uk/>
- **STPCD 2017 and updated guidance for maintained schools**
https://www.gov.uk/government/uploads/system/uploads/attachment_data/file/636389/School_teachers_pay_and_conditions_document_2017.pdf
<https://www.gov.uk/government/publications/reviewing-and-revising-school-teachers-pay>
- **Constitution of governing bodies of maintained schools – 1st Sept**
- **Exclusion from maintained schools, academies and pupil referral units in England effective from 1st Sept**

DfE Updates

- Compare performance

<https://www.compare-school-performance.service.gov.uk/compare-schools?phase=primary&selectPhase=true>

- Make sure this link is on your website:

<https://www.gov.uk/school-performance-tables>

- Interpretation guidance

<https://www.gov.uk/government/collections/school-performance-tables-about-the-data>

Ofsted Updates

- School inspection update newsletter Sept 17
https://www.gov.uk/government/uploads/system/uploads/attachment_data/file/643178/SIU_special_edition_5_September_final.pdf
- Changes to Inspection Framework from term 2
- Ofsted consultation

NGA Updates

The NGA has released the following resources

- Draft expenses policies
- Ofsted inspection of schools Q&A
- Knowing your head
- Removing elected governors
- Governing board annual report to parents
- Model code of conduct 2017
- Website information
- Knowing your school
- Managing your headteacher
- Positive relationships between head and chair
- Teacher workload
- Monitoring performance
- Naming names in minutes
- Whistleblowing
- School leaders and governing boards: what to expect of each other
- The future of school governance
- Clerking- a professional role

KCC Updates

- KCC Model Safeguarding Policy updated Sept 17
- <http://www.kelsi.org.uk/child-protection-and-safeguarding/safeguarding-policies-and-guidance> - links to updated policies
- <http://www.kelsi.org.uk/child-protection-and-safeguarding> - home page for KCC safeguarding
- KCC Safeguarding newsletter
- <http://www.kelsi.org.uk/child-protection-and-safeguarding/child-protection-newsletters>
- KCC Model Complaints Policy updated Sept 17
- <http://www.kelsi.org.uk/school-management/complaints>
- GDPR- are you ready?
<https://www.brownejacobson.com/education/training-and-resources/training-videos/2017/09/how-to-implement-gdpr-in-your-school-hear-from-dai-durbridge-and-helena-wootton>
- Patrick Leeson's bulletins
- <http://www.kelsi.org.uk/news-and-events/patrick-leesons-update/28-september-2017-weekly-update>

Governor Services Updates

<http://www.kelsi.org.uk/policies-and-guidance/clerks-resources>

Model policies/terms of reference

- Model code of conduct
- Circle Model Terms of Reference
- Monitoring policies for circle model
- Monitoring policy for committee based model

Remember to consider

- Finance governor succession planning
- Clerks CPD Performance Management
- SGOSS recruitment drive Kent & Medway

Governor Services – Upcoming courses

- **Understanding Primary School data**
Monday 13th November 18:00 – 20:00 (note earlier time)
- **Health & Safety Legislation for Governors**
Monday 20th November 2017 - 19:00 - 21:00
- **Effective Chairing**
Wednesday 31st January – 19:00-21:00

Governor Services SLA & SI SLA

http://www.edukent.co.uk/images/uploads/article_stock/Governor_Services_SLA_2017_FINAL_130617.pdf

- MAM Review – Membership/Agenda/Minutes Review
- Board observations
- Projects and activities
- Reviews of Governance

Bespoke training courses including

- Self Evaluation for Good Governance (SE4GG)
- Effective monitoring visits
- Ofsted preparation (1 hour and 2 hour sessions)
- Challenge & Impact
- Packtypes - Getting the best from your team (1 hour session)
- Understanding Effective Governance (3 hour session)
(Knowing the Governance Handbook & Competency Framework)

Governors' Conference

'Governance - Adapting for the Future'

Thursday 19 October 2017

Ashford International Hotel - 9.15 – 13.30

Graham Willetts – Education Services Company

Mark Cole – HMI Ofsted – Outstanding governance

Lee Miller – Adaption governance models

Ali Body – CCCU- Bridging the ever decreasing funding gap with
creative fundraising

Linda Pickles – Strategic Vision & Values

Have you booked your place?

Course Evaluation – Don't forget!

- Please take 5 minutes to complete your evaluation form
- You can access the link now via your mobile phone/tablet: www.kentcpdonline.org.uk and then log into your account.
- Click on 'My CPD Online' and 'Events Attended'
- From here you will be able to locate this event and then click on 'Enter Evaluation'.
- Alternatively please log into your account, using the e-mail link which you will receive from CPD online as soon as the register of attendance has been processed .
- You will be able to download your certificate of attendance once you have completed the evaluation and the signed register has been processed by the Training & Development Administration team.

We value and act on your comments.

Thank you.

Thank you for attending

Monday 22 January 2018 - 19:00 - 21:00

St Julian's Club, Sevenoaks

Jo Hinde

Area Governance Officer – North Kent

jo.hinde@kent.gov.uk