

Education and Young People's Services

Young People Not in Education, Employment or Training (NEET)

Monthly Report - March 2016

Produced by: Management Information, KCC

Publication Date: 25th April 2016

The figures are based on the monthly submission made to DfE via NCCIS for Kent County Council . Academic age is the age of the young person on 31st August (i.e.: prior to the start of the academic year). The figures include all 16 -18 year olds based on academic age with a Kent County Council area postcode as their primary address.



Executive Summary

NEETs as a percentage of the 16-18 academic age group (Year 12, 13 and 14)

The NEET percentage includes an adjustment factor which assumes that 8% of currency expired not knowns are assumed to be NEET.

Jan-15	5.25	Jan-16	4.97
Feb-15	5.34	Feb-16	5.23
Mar-15	5.68	Mar-16	5.32

Not Knowns as a percentage of the 16-18 academic age group (Year 12, 13 and 14)

Jan-15	11.22	Jan-16	8.27
Feb-15	10.54	Feb-16	7.44
Mar-15	9.62	Mar-16	7.01

16-18 year old NEET by Vulnerable Group	Mar-16	Feb-16	Jan-16	Dec-15	Nov-15	Oct-15	Sep-15	Aug-15	Jul-15	Jun-15	May-15	Apr-15	Mar-15
Children in Care	112	104	102	131	117	113	106	131	127	121	116	114	107
subset CIC resp. not known	0	0	0	3	3	3	3	3	4				
subset CIC KCC responsibility	91	84	84	106	98	92	88	103	98				
subset CIC OOC responsibility	21	20	18	22	16	18	15	25	25				
Caring for own child	220	211	196	180	154	131	124	292	290	281	267	253	237
Asylum seeker	6	4	2	4	3	7	3	4	4	4	4	4	4
Carer not own child	31	29	25	22	19	14	16	31	31	32	31	30	28
Substance Misuse	14	13	11	14	15	12	14	16	16	16	16	14	14
Care Leaver	48	46	43	8	9	8	9	41	40	38	38	38	38
subset CL resp. not known	0	0	0	0	0	0	1	0	0				
subset CL KCC responsibility	43	41	39	5	6	5	5	37	36				
subset CL OOC responsibility	5	5	4	3	3	3	3	4	4				
Supervised by YOT	73	65	50	47	38	82	89	91	91	87	89	83	83
Pregnancy	132	122	114	107	94	91	89	166	168	171	164	153	148
Parent not caring for own child	4	3	3	3	3	3	3	8	7	7	7	7	7
SEND (16-18 year olds)	265	261	244	206	186	163	173	221	212	194	198	191	193
SEND (19+ year olds)	43	49	65	74	79	84	91	841	839	849	841	836	837
Total 16-18 NEET with at least one vulnerable group	783	745	682	617	550	519	516	858	857	816	796	761	733

16-18 year old Not Knowns by Vulnerable Group	Mar-16	Feb-16	Jan-16	Dec-15	Nov-15	Oct-15	Sep-15	Aug-15	Jul-15	Jun-15	May-15	Apr-15	Mar-15
Children in Care	21	22	33	171	209	299	460	360	311	121	115	107	97
subset CIC resp. not known	0	0	0	0	0	0	1	1	1				
subset CIC KCC responsibility	10	11	18	97	121	176	253	204	177				
subset CIC OOC responsibility	11	11	15	74	88	123	206	155	133				
Caring for own child	21	22	20	23	28	36	36	84	75	48	45	45	38
Asylum seeker	8	6	7	9	19	7	13	30	25	13	12	12	9
Carer not own child	8	8	11	13	16	19	37	40	38	15	16	14	10
Substance Misuse	7	7	10	12	15	18	30	35	32	19	16	15	12
Care Leaver	31	31	42	5	5	4	5	37	35	21	19	18	18
subset CL resp. not known	0	0	0	0	0	0	0	0	0				
subset CL KCC responsibility	27	27	37	3	3	3	3	34	32				
subset CL OOC responsibility	4	4	5	2	2	1	2	3	3				
Supervised by YOT	12	11	11	30	34	90	109	91	76	37	26	15	12
Pregnancy	17	18	17	21	27	33	37	50	45	25	21	20	14
Parent not caring for own child	2	2	2	3	2	2	3	6	7	3	4	3	1
SEND (16-18 year olds)	116	118	167	337	429	642	1333	1011	954	330	314	298	279
SEND (19+ year olds)	172	197	236	262	292	349	504	2912	2886	2700	2693	2655	2548
Total not known with at least one vulnerable group	217	221	283	522	657	976	1812	1531	1407	543	509	478	428

Please note the values in the above tables which show the breakdown of the Children In Care and Care Leaver sections - this is also replicated on the individual pages for each of the districts

Executive Summary - continued

1. March 2016 Data – Findings

- (i) in March (5.32%) there was a small upward trend in the NEET population, which began in October 2015 (4.89%).
- (ii) the Districts not recording a percentage increase, when compared with the findings for February, were Dartford, Gravesham, Sevenoaks, Shepway and Tunbridge Wells
- (iii) in February the number of young people aged 16-18 years recorded as NEET was 2531 whereas the number for March 2015 was 2587
- (iv) the percentage of the 16-18 years age group with a Not Known status has continued to fall – the figure for March was 7.01%, under half that recorded in November 2015, 14.14%
- (v) all Districts recorded percentage decreases in Not Knowns
- (vi) 16 year olds continued to be the age group least likely to be NEET (2.95%) with the findings for 17 & 18 year olds being respectively 4.95% & 8.14%
- (vii) the smallest group, 99, were those who had been NEET for between 0-6 weeks whereas the largest groups were those who have been NEET for either 27-52 weeks (1014) or 52+ weeks (824) – in this respect there needs to be a focus on these populations in Swale, Canterbury and Maidstone
- (viii) the findings for “leavers” from and “joiners” to the NEET population shows that there were 56 more joiners than leavers with increases of 25 amongst 16 year olds and of 32 amongst 17 year olds but a fall of 1 amongst 18 year old. This activity will be reviewed in the Districts
- (ix) the most frequent reason for those leaving the NEET population was starting employment.

2. Skills and Employability

Guidance on the September Guarantee has been published by Skills & Employability for all services working with young people in Years 11 & 12. This includes a calendar indicating the activities required of services which details both support and data capture requirements.

The objective is to identify those young people without intended destinations, who are at risk of becoming NEET. These young people require targeted interventions to ensure they have an appropriate and sustainable offer for September. This work is central to the preventative element of the NEET Strategy and we need to significantly improve on last years performance.

The data by District indicates that, at the end of March, 13.1% of the Year 11 age group either do not have a destination not recorded or are as yet undecided. Particular attention needs to be given to the plans of young people in Sevenoaks (28.7%) and Swale (27.0%).

3. Youth Offending Team

An audit has been undertaken of cases involving young people whose statutory youth justice supervision closed between October & December last year. The findings illustrate the significant challenge involved in sustaining the engagement of this population in EET opportunities. YOT case managers had, in the majority of the cases, successfully supported the young people into some form of EET provision that started in September 2015 but there was a high drop-out rate due to either them leaving the course / programme of their own volition or being asked to leave due to behavioural problems they were presenting.

4. EHPS Districts

The Strategy and Three Year Plan recently published by Early Help and Preventative Services commits to a target for the number of 16-18 year olds in the county who are NEET of 1.0%. It underlines the necessity of integrated district working across all services responsible for this age group and emphasises the value of youth work to enable young people to sustain a positive destination.

Workshops, attended by a range of services, have been led by Early Help & Preventative Services, in Swale and Thanet that focussed on the implementation of the NEET Strategy at District level in areas with persistently high NEETs.

The engagement of young parents by Children’s Centres in EET will be consistently recorded so that there is an improved understanding of the progress that is being made with this vulnerable group.

Executive Summary - continued

5. Focus Groups – Young People

The Youth Hubs and CXK have been supporting a consultation exercise with young people, who in the majority of cases will be NEET. This is a commitment in the NEET Reduction Strategy and is repeating a similar exercise undertaken

last year and is designed to explore with those participating what their aspirations in terms of EET opportunities were and what they view as being the reasons for them not as yet having achieved them. The learning gained will be used to inform both preventative interventions and the availability of support for those who subsequently become NEET having been EET.

It is also intended to consult with staff working with the 16-18 years age group to gain an understanding as to how effective they believe they can be when assisting young people to take up EET opportunities. The learning from this study will inform workforce development planning.

6. Young People with Special Education Needs

The SEN Assessment & Planning Teams have recruited to four new posts which will be responsible for providing careers guidance to young people with special education needs and for tracking the progress they make. This will enable, where it is necessary, for young people who drop out of provision to be readily identified and to receive support appropriate so they can access alternative provision

7. Virtual School Kent

The Service is supporting both Children in Care and those who qualify for their support as a result of being Unaccompanied Asylum Seeking Children (these young people do not appear in the NEET statistics). The aspiration is to ensure the UASC group have access to ESOL courses that match their current competence in English so that they can take up Education opportunities and so increase their employability if they gain the right to remain in the UK.

8. Management Information

The Systems Training Officer for IYSS is continuing to train new users, to support other trained trainers and to provide ongoing support to new users. This supports the drive to increase the number of the users so that data is more readily entered on to the system so that the quality of case records and of management information reports continues to increase. The processing of intended destinations data received from schools has been completed. Data has been produced and issues highlighted to other departments to assist in their activities to support the NEET agenda.

The team continues to:

- (i) process monthly updates from schools on joiners and leavers and colleges on joiners;
- (ii) process monthly updates from National Apprenticeship Service;
- (iii) identify possible not known matches with other CCIS databases nationally to agree the lead LA;
- (iv) monitor data quality and issues addressed with users to ensure records are updated.

Education and Young People's Services Performance Management

NEET Monthly Report - Kent

16-18 year old NEET Summary	Total Cohort 16-18	No. NEET 16-18	% NEET 16-18	NEET Target 16-18 Jan 2017	Diff from target	% NEET Age 16	% NEET Age 17	% NEET Age 18	Not knowns				
									Acad age 16	Acad age 17	Acad age 18	Total	% of cohort
Kent	53,202	2,587	5.32%	1.00%	4.32%	2.95%	4.95%	8.14%	414	1,142	2,171	3,727	7.01%
Ashford	4,754	187	4.40%	0.84%	3.56%	2.28%	4.07%	6.98%	30	92	199	321	6.75%
Canterbury	4,891	263	5.89%	0.82%	5.07%	4.10%	5.46%	8.14%	40	82	189	311	6.36%
Dartford	3,576	159	4.84%	1.02%	3.82%	2.19%	5.37%	7.05%	34	78	139	251	7.02%
Dover	3,931	161	4.48%	1.12%	3.36%	2.21%	5.07%	6.15%	30	90	166	286	7.28%
Gravesham	3,974	236	6.51%	1.01%	5.50%	4.00%	5.14%	10.45%	24	84	181	289	7.27%
Maidstone	5,449	257	5.12%	1.00%	4.12%	2.96%	4.65%	8.00%	41	110	206	357	6.55%
Sevenoaks	3,628	137	4.16%	0.66%	3.50%	1.47%	3.76%	7.75%	35	98	152	285	7.86%
Shepway	3,865	170	4.80%	1.21%	3.59%	2.52%	5.29%	6.54%	30	78	136	244	6.31%
Swale	5,367	364	7.42%	1.22%	6.20%	4.91%	6.66%	10.64%	44	126	252	422	7.86%
Thanet	5,294	269	5.59%	1.40%	4.19%	3.26%	5.24%	8.34%	52	124	263	439	8.29%
Tonbridge & Malling	4,476	193	4.66%	0.67%	3.99%	2.59%	4.17%	7.34%	32	92	167	291	6.50%
Tunbridge Wells	3,997	191	5.18%	0.66%	4.52%	2.02%	4.17%	9.51%	22	88	121	231	5.78%

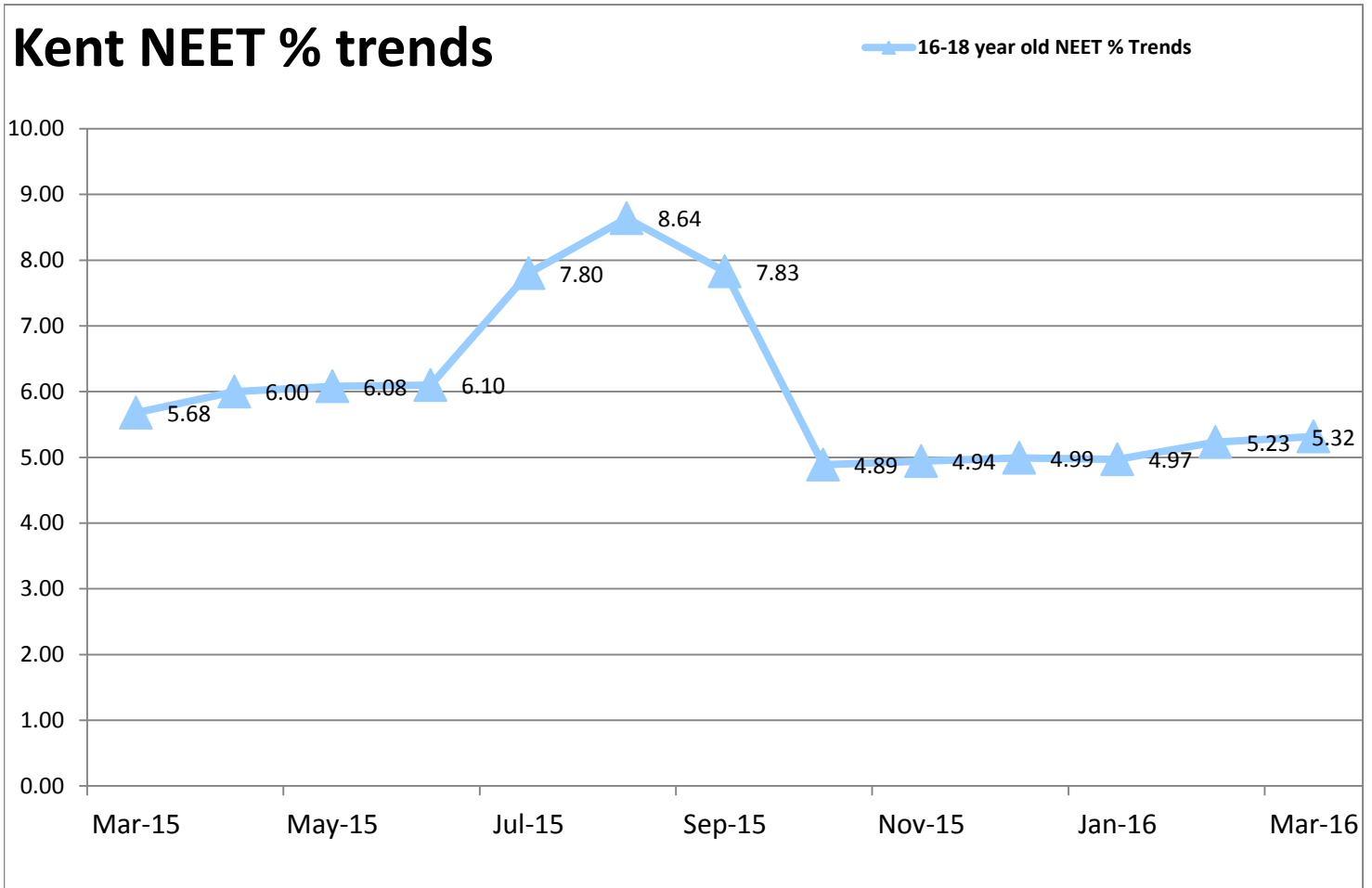
16-18 year old NEET % Trends	Mar-16	Feb-16	Jan-16	Dec-15	Nov-15	Oct-15	Sep-15	Aug-15	Jul-15	Jun-15	May-15	Apr-15	Mar-15
Kent	5.32	5.23	4.97	4.99	4.94	4.89	7.83	8.64	7.80	6.10	6.08	6.00	5.68
Ashford	4.40	4.33	3.95	3.91	3.82	3.65	5.78	7.45	6.52	5.75	5.99	5.93	5.55
Canterbury	5.89	5.87	5.64	5.34	5.51	5.41	7.73	9.29	8.29	6.30	6.38	6.17	5.74
Dartford	4.84	4.91	4.55	4.70	4.55	4.44	7.90	8.13	7.15	4.97	5.09	5.40	5.27
Dover	4.48	4.36	3.93	4.43	4.22	4.28	7.85	9.27	8.07	6.02	6.00	5.85	5.67
Gravesham	6.51	6.58	6.46	6.36	6.50	6.93	11.30	10.23	9.57	6.97	6.80	6.44	6.00
Maidstone	5.12	4.93	4.88	4.97	4.61	4.47	6.59	7.85	7.19	5.73	5.60	5.46	5.07
Sevenoaks	4.16	4.49	4.18	4.27	4.23	4.26	6.26	5.58	5.18	4.33	4.26	4.14	4.01
Shepway	4.80	4.91	4.68	4.34	4.34	4.74	7.38	9.13	8.28	6.75	6.61	6.99	6.89
Swale	7.42	6.97	6.34	6.31	6.14	5.73	9.25	11.08	9.97	7.78	7.67	7.55	7.33
Thanet	5.59	5.21	5.35	5.31	5.54	5.37	10.31	11.81	10.59	7.55	7.46	7.34	6.77
Tonbridge & Malling	4.66	4.42	4.22	4.36	4.36	4.30	7.14	7.27	6.64	5.19	5.21	4.99	4.72
Tunbridge Wells	5.18	5.27	4.93	5.08	5.14	4.98	7.15	6.05	5.58	4.70	4.81	4.80	4.37

16-18 year old Not Known % Trends	Mar-16	Feb-16	Jan-16	Dec-15	Nov-15	Oct-15	Sep-15	Aug-15	Jul-15	Jun-15	May-15	Apr-15	Mar-15
Kent	7.01	7.44	8.27	10.47	14.14	21.83	51.73	31.14	27.78	9.24	9.61	9.74	9.62
Ashford	6.75	7.04	7.92	10.19	13.13	19.94	46.41	25.99	22.43	9.97	10.28	10.08	9.89
Canterbury	6.36	6.73	7.37	9.17	12.02	19.23	49.22	33.31	28.20	8.56	9.15	8.97	8.36
Dartford	7.02	8.01	9.03	10.33	19.08	26.20	57.63	33.59	32.32	8.08	8.30	8.82	9.52
Dover	7.28	7.60	8.56	10.87	13.26	21.56	55.29	35.70	31.00	9.98	10.21	10.50	10.02
Gravesham	7.27	7.75	8.62	11.38	18.55	25.53	58.16	33.46	33.07	9.16	9.54	9.61	10.16
Maidstone	6.55	7.07	7.71	9.31	11.74	19.43	50.64	28.56	24.87	7.88	8.39	8.64	8.84
Sevenoaks	7.86	8.35	8.93	11.10	16.31	23.66	50.77	29.20	26.23	10.82	11.41	11.24	11.43
Shepway	6.31	6.54	7.35	10.26	12.16	20.00	46.57	28.18	25.10	10.00	10.13	9.92	9.64
Swale	7.86	8.36	9.35	11.32	13.57	20.43	49.92	32.70	28.47	9.20	9.54	9.48	9.03
Thanet	8.29	8.59	9.48	12.06	15.74	25.70	57.11	40.04	35.98	10.92	11.34	11.74	11.25
Tonbridge & Malling	6.50	6.91	7.91	10.14	12.93	21.00	52.63	28.13	24.98	8.42	8.86	9.29	8.86
Tunbridge Wells	5.78	6.13	6.77	9.52	13.22	21.02	47.37	23.14	20.39	8.02	8.28	8.68	8.98

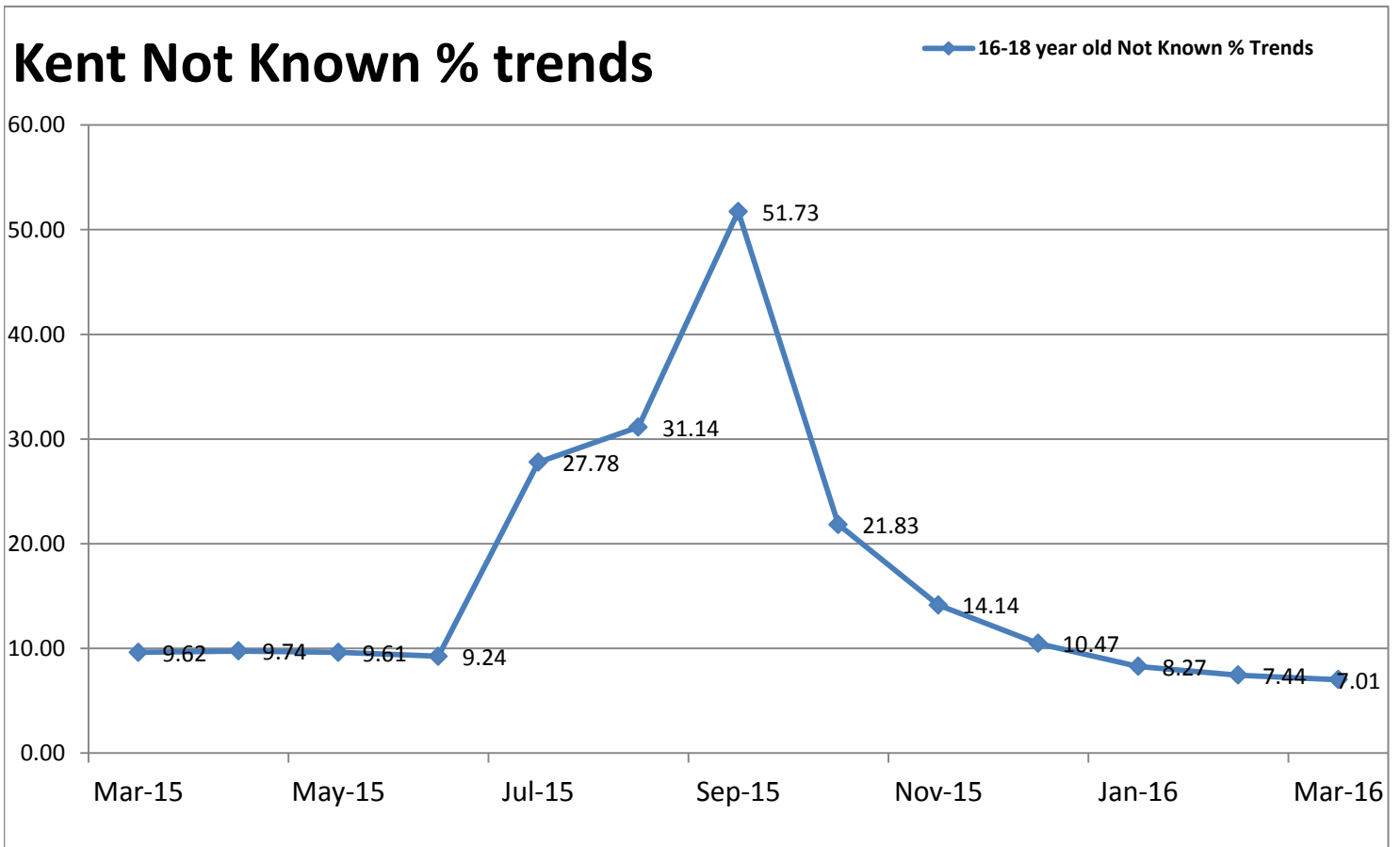
NEETs based on length of time in NEET	Equivalent - March 2015				
	0-6 weeks	7-13 weeks	14-26 weeks	27-52 weeks	52+ weeks
Kent	99	300	350	1014	824
Ashford	13	27	25	74	48
Canterbury	5	30	44	105	79
Dartford	3	11	16	81	48
Dover	10	27	23	40	61
Gravesham	15	29	26	92	74
Maidstone	3	26	38	110	80
Sevenoaks	2	9	11	67	48
Shepway	5	20	23	64	58
Swale	16	51	63	135	99
Thanet	12	35	38	87	97
Tonbridge & Malling	8	17	25	73	70
Tunbridge Wells	7	18	18	86	62

Progress RPA - Participating	
% Age 16	% Age 17
92.63%	83.32%
93.21%	83.06%
92.77%	85.23%
90.41%	82.56%
95.04%	82.33%
90.08%	82.28%
93.39%	84.05%
93.24%	83.26%
93.30%	83.18%
90.96%	81.95%
92.18%	82.27%
93.18%	84.77%
93.88%	84.82%

Kent NEET % trends



Kent Not Known % trends



Education and Young People's Services Performance Management

NEET Monthly Report - Kent

16-18 year old cohort by Vulnerable Group	Mar-16	Feb-16	Jan-16	Dec-15	Nov-15	Oct-15	Sep-15	Aug-15	Jul-15	Jun-15	May-15	Apr-15	Mar-15
Children in Care (CIC)	1073	1048	991	1150	1128	712	708	693	695	699	668	667	666
subset CIC resp. not known	0	0	0	5	5	4	4	4	5				
subset CIC KCC responsibility	865	840	782	881	858	440	438	446	446				
subset CIC OOC responsibility	208	208	209	264	265	268	266	243	244				
Caring for own child	287	276	260	239	214	188	175	406	399	389	373	356	340
Asylum seeker	523	492	456	452	433	47	19	40	40	40	40	40	40
Carer not own child	78	77	74	73	70	66	66	89	88	88	88	87	83
Substance Misuse	63	62	61	61	62	59	59	74	74	73	73	72	72
Care Leaver (CL)	190	187	185	18	18	17	17	87	87	85	85	84	84
subset CL resp. not known	1	1	1	1	1	1	1	0	0				
subset CL KCC responsibility	178	175	173	11	11	10	10	79	79				
subset CL OOC responsibility	11	11	11	6	6	6	6	8	8				
Supervised by YOT	180	176	132	130	108	239	239	241	241	243	242	239	237
Pregnancy	177	167	153	148	139	141	137	235	238	240	210	195	188
Parent not caring for own child	8	8	8	7	7	7	7	16	16	16	16	16	16
SEND (16-18 year olds)	2208	2209	2220	2224	2224	2232	2232	2071	2078	2079	2083	2082	2082
SEND (19+ year olds)	375	413	467	512	541	595	627	3867	3895	3895	3895	3895	3895
Total 16-18 cohort with at least one vulnerable group	3900	3846	3737	3675	3608	3275	3228	3487	3482	3479	3418	3381	3356

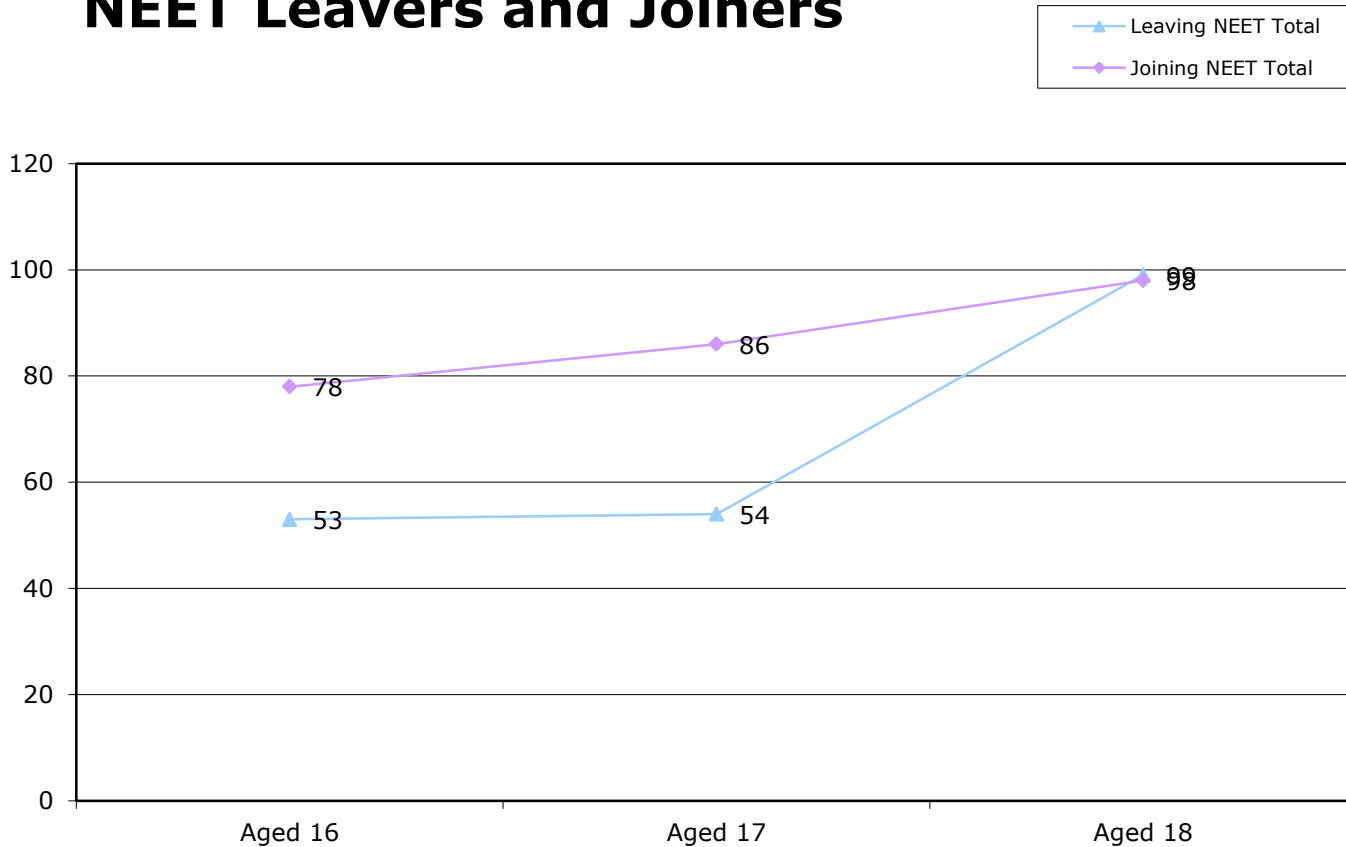
16-18 year old NEET by Vulnerable Group	Mar-16	Feb-16	Jan-16	Dec-15	Nov-15	Oct-15	Sep-15	Aug-15	Jul-15	Jun-15	May-15	Apr-15	Mar-15
Children in Care (CIC)	112	104	102	131	117	113	106	131	127	121	116	114	107
subset CIC resp. not known	0	0	0	3	3	3	3	3	4				
subset CIC KCC responsibility	91	84	84	106	98	92	88	103	98				
subset CIC OOC responsibility	21	20	18	22	16	18	15	25	25				
Caring for own child	220	211	196	180	154	131	124	292	290	281	267	253	237
Asylum seeker	6	4	2	4	3	7	3	4	4	4	4	4	4
Carer not own child	31	29	25	22	19	14	16	31	31	32	31	30	28
Substance Misuse	14	13	11	14	15	12	14	16	16	16	16	14	14
Care Leaver (CL)	48	46	43	8	9	8	9	41	40	38	38	38	38
subset CL resp. not known	0	0	0	0	0	0	1	0	0				
subset CL KCC responsibility	43	41	39	5	6	5	6	37	36				
subset CL OOC responsibility	5	5	4	3	3	3	2	4	4				
Supervised by YOT	73	65	50	47	38	82	89	91	91	87	89	83	83
Pregnancy	132	122	114	107	94	91	89	166	168	171	164	153	148
Parent not caring for own child	4	3	3	3	3	3	3	8	7	7	7	7	7
SEND (16-18 year olds)	265	261	244	206	186	163	173	221	212	194	198	191	193
SEND (19+ year olds)	43	49	65	74	79	84	91	841	857	849	841	836	837
Total 16-18 NEET with at least one vulnerable group	783	745	682	617	550	519	516	858	839	816	796	761	733

16-18 year old Not Knowns by Vulnerable Group	Mar-16	Feb-16	Jan-16	Dec-15	Nov-15	Oct-15	Sep-15	Aug-15	Jul-15	Jun-15	May-15	Apr-15	Mar-15
Children in Care (CIC)	21	22	33	171	209	299	460	360	311	121	115	107	97
subset CIC resp. not known	0	0	0	0	0	0	1	1	1				
subset CIC KCC responsibility	10	11	18	97	121	176	253	204	177				
subset CIC OOC responsibility	11	11	15	74	88	123	206	155	133				
Caring for own child	21	22	20	23	28	36	36	84	75	48	45	45	38
Asylum seeker	8	6	7	9	19	7	13	30	25	13	12	12	9
Carer not own child	8	8	11	13	16	19	37	40	38	15	16	14	10
Substance Misuse	7	7	10	12	15	18	30	35	32	19	16	15	12
Care Leaver (CL)	31	31	42	5	5	4	5	37	35	21	19	18	18
subset CL resp. not known	0	0	0	0	0	0	0	0	0				
subset CL KCC responsibility	27	27	37	3	3	3	3	34	32				
subset CL OOC responsibility	4	4	5	2	2	1	2	3	3				
Supervised by YOT	12	11	11	30	34	90	109	91	76	37	26	15	12
Pregnancy	17	18	17	21	27	33	37	50	45	25	21	20	14
Parent not caring for own child	2	2	2	3	2	2	3	6	7	3	4	3	1
SEND (16-18 year olds)	116	118	167	337	429	642	1333	1011	954	330	314	298	279
SEND (19+ year olds)	172	197	236	262	292	349	504	2912	2886	2700	2693	2655	2548
Total 16-18 not known with at least one vulnerable group	217	221	283	522	657	976	1812	1531	1407	543	509	478	428

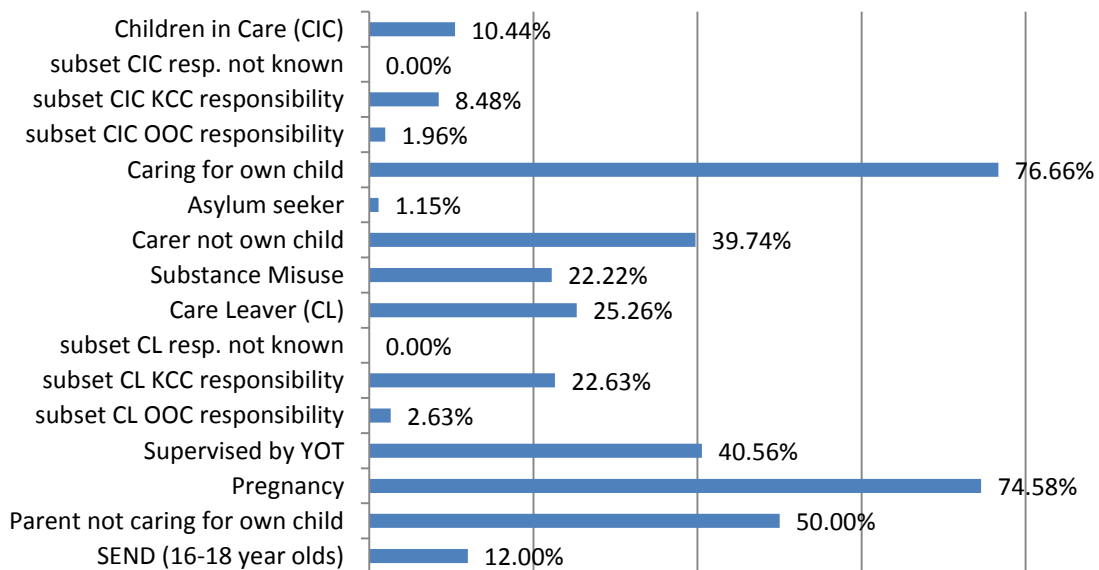
16-18 Year old NEET Leavers & Joiners	Aged 16	Aged 17	Aged 18	16-18 Total	Aged 19
Leaving NEET Total	53	54	99	206	111
Education	3	3	0	6	0
Employment	21	36	74	131	0
Government supported training	22	10	14	46	1
Re-engagement Provision	1	1	0	2	0
Transfer to another LA	0	1	2	3	0
Age reached where no active record required	0	0	0	0	109
Left England so no longer active record	2	0	0	2	0
Found to be a duplicate record	0	0	0	0	0
Deceased	0	0	0	0	0
Custodial Sentence	1	1	0	2	0
Cannot Be Contacted	0	0	0	0	0
Refused to disclose activity	1	0	0	1	0
Unknown Activity	0	0	0	0	0
Other Reason	2	2	9	13	1
Joining NEET Total	78	86	98	262	2
Education	34	22	3	59	1
Employment	6	6	42	54	0
Training	16	8	8	32	0
Re-engagement Provision	0	0	0	0	0
From other area	0	0	0	0	0
Other (inc custodial sentence)	22	50	45	117	1
Joiners>Leavers	-25	-32	1	-56	109

16-18 Year Old NEET Labour Market Summary	No	%
Available:		
Working not for reward	45	2.16%
Not yet ready for work or learning	119	5.72%
Start Date agreed (other)	25	1.20%
Start Date agreed (RPA compliant)	27	1.30%
Seeking EET	1864	89.62%
Available Total	2080	100%
Unavailable:		
Young carers	17	3.35%
Teenage parents	177	34.91%
Illness	219	43.20%
Pregnancy	84	16.57%
Religious grounds	0	0.00%
Unlikely to be economically active	10	1.97%
Other reason	0	0.00%
Unavailable Total	507	100%

NEET Leavers and Joiners



% of Vulnerable Cohorts who are NEET



Education and Young People's Services Performance Management

NEET Monthly Report - Ashford

16-18 year old cohort by Vulnerable Group	Mar-16	Feb-16	Jan-16	Dec-15	Nov-15	Oct-15	Sep-15	Aug-15	Jul-15	Jun-15	May-15	Apr-15	Mar-15
Children in Care	156	150	137	198	194	61	69	61	61	60	55	56	56
subset CIC resp. not known	0	0	0	0	0	0	0	0	0				
subset CIC KCC responsibility	141	135	122	175	171	38	41	37	37				
subset CIC OOC responsibility	15	15	15	23	23	23	28	24	24				
Caring for own child	19	19	19	18	14	12	11	29	28	28	26	23	23
Asylum seeker	125	118	104	142	137	16	2	4	4	4	4	4	4
Carer not own child	11	11	10	10	9	9	9	10	10	10	10	10	10
Substance Misuse	6	5	4	6	5	5	5	7	7	7	7	7	7
Care Leaver	19	19	18	2	2	1	1	6	6	6	5	5	5
subset CL resp. not known	0	0	0	0	0	0	0	0	0				
subset CL KCC responsibility	18	18	17	2	2	1	1	6	6				
subset CL OOC responsibility	1	1	1	0	0	0	0	0	0				
Supervised by YOT	6	6	6	6	6	10	10	13	13	13	13	13	13
Pregnancy	10	8	7	7	8	8	7	15	16	16	14	13	12
Parent not caring for own child	0	0	0	0	0	0	0	0	0	0	0	0	0
SEND (16-18 year olds)	167	170	173	174	177	177	189	154	154	154	154	153	153
SEND (19+ year olds)	34	38	39	41	42	44	44	316	319	319	319	319	319
Total 16-18 cohort with at least one vulnerable group	374	367	354	392	387	266	264	263	262	262	254	251	250

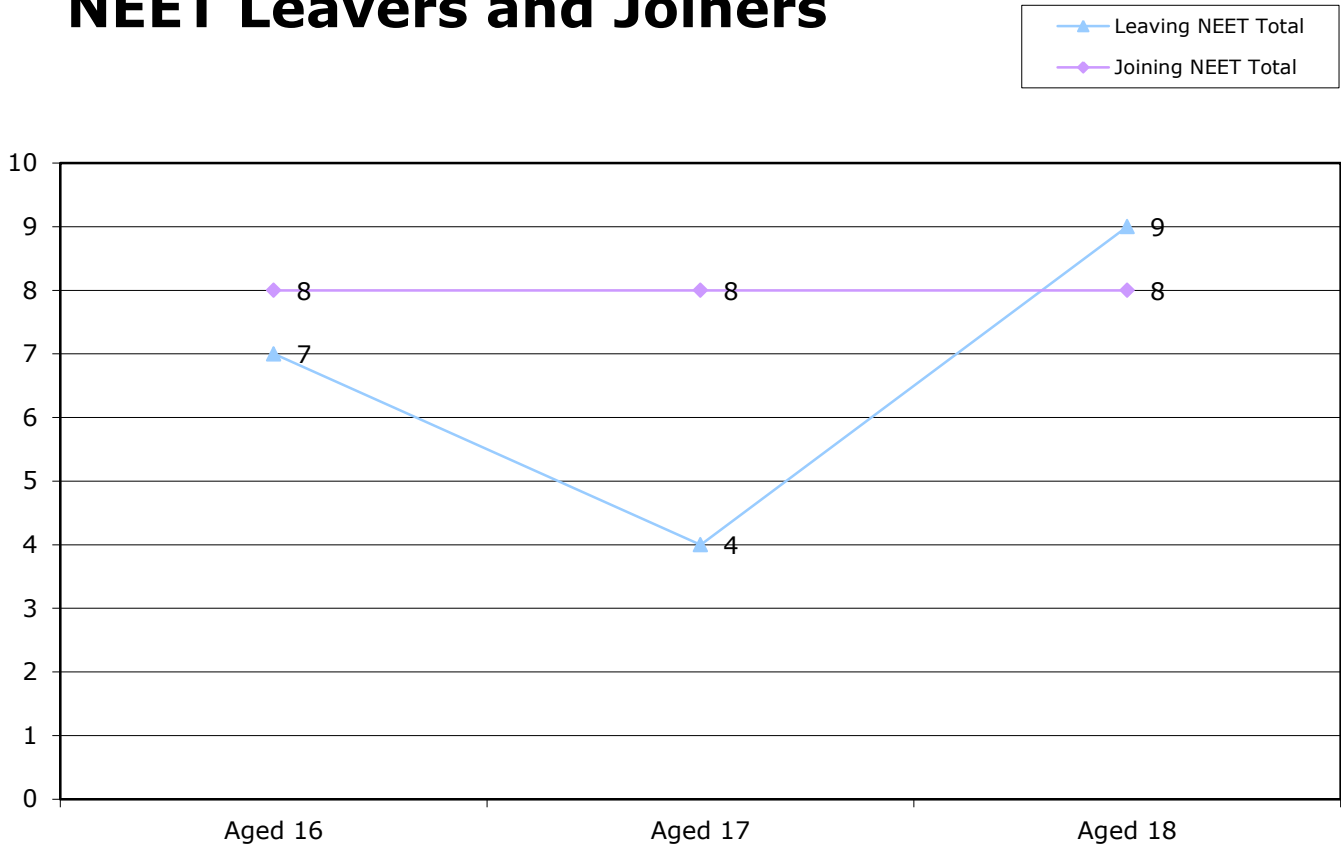
16-18 year old NEET by Vulnerable Group	Mar-16	Feb-16	Jan-16	Dec-15	Nov-15	Oct-15	Sep-15	Aug-15	Jul-15	Jun-15	May-15	Apr-15	Mar-15
Children in Care	9	8	9	15	13	12	13	14	12	13	13	14	14
subset CIC resp. not known	0	0	0	0	0	0	0	0	0				
subset CIC KCC responsibility	5	4	5	11	10	10	11	14	12				
subset CIC OOC responsibility	4	4	4	4	3	2	2	0	0				
Caring for own child	16	16	16	16	12	10	8	22	21	21	20	17	17
Asylum seeker	0	1	0	0	0	1	0	0	0	0	0	0	0
Carer not own child	3	3	2	2	1	1	2	1	1	1	1	1	1
Substance Misuse	3	2	1	3	2	3	3	4	4	4	4	4	4
Care Leaver	4	4	4	1	2	1	1	4	4	4	3	3	3
subset CL resp. not known	0	0	0	0	0	0	0	0	0				
subset CL KCC responsibility	4	4	4	1	2	1	1	4	4				
subset CL OOC responsibility	0	0	0	0	0	0	0	0	0				
Supervised by YOT	4	3	4	3	2	3	4	5	5	5	5	5	5
Pregnancy	9	6	6	5	6	6	5	9	10	11	10	10	8
Parent not caring for own child	0	0	0	0	0	0	0	0	0	0	0	0	0
SEND (16-18 year olds)	21	18	17	15	12	12	13	15	13	12	14	12	10
SEND (19+ year olds)	5	6	6	5	6	8	8	40	41	41	40	40	39
Total 16-18 NEET with at least one vulnerable group	60	53	51	47	42	41	40	59	56	57	56	53	48

16-18 year old Not Knowns by Vulnerable Group	Mar-16	Feb-16	Jan-16	Dec-15	Nov-15	Oct-15	Sep-15	Aug-15	Jul-15	Jun-15	May-15	Apr-15	Mar-15
Children in Care	1	1	2	15	24	26	43	33	31	15	12	12	11
subset CIC resp. not known	0	0	0	0	0	0	0	0	0				
subset CIC KCC responsibility	1	1	2	7	14	13	22	15	14				
subset CIC OOC responsibility	0	0	0	8	10	13	21	18	17				
Caring for own child	2	2	2	1	1	1	1	4	4	4	4	4	2
Asylum seeker	1	1	2	2	7	2	2	4	3	2	2	2	0
Carer not own child	1	1	1	2	2	2	5	6	6	3	3	2	1
Substance Misuse	0	0	0	0	0	0	2	1	1	1	1	1	1
Care Leaver	2	2	2	0	0	0	0	1	1	2	2	2	2
subset CL resp. not known	0	0	0	0	0	0	0	0	0				
subset CL KCC responsibility	1	1	1	0	0	0	0	1	1				
subset CL OOC responsibility	1	1	1	0	0	0	0	0	0				
Supervised by YOT	1	0	1	2	2	3	3	3	3	4	3	1	1
Pregnancy	1	1	1	2	2	2	2	5	5	4	4	3	3
Parent not caring for own child	0	0	0	0	0	0	0	0	0	0	0	0	0
SEND (16-18 year olds)	10	11	13	26	35	54	113	63	55	26	23	22	21
SEND (19+ year olds)	20	23	23	25	26	26	34	263	266	254	247	244	233
Total not known with at least one vulnerable group	18	18	22	43	58	77	147	104	94	51	47	44	38

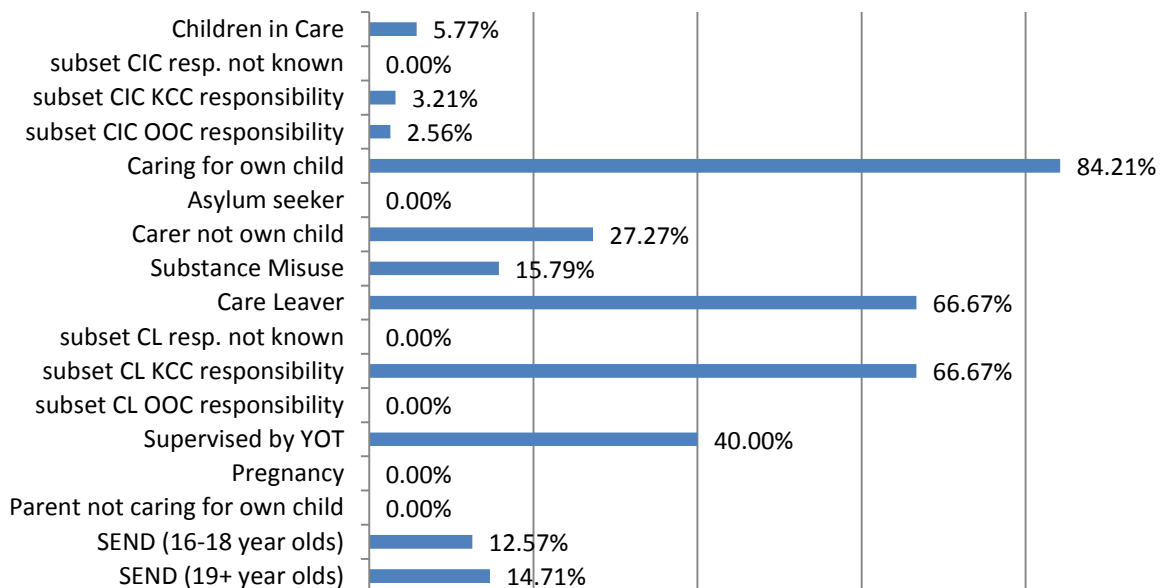
16-18 Year old NEET Leavers & Joiners	Aged 16	Aged 17	Aged 18	16-18 Total	Aged 19
Leaving NEET Total	7	4	9	20	6
Education	0	0	0	0	0
Employment	5	3	7	15	0
Government supported training	1	1	1	3	0
Re-engagement Provision	0	0	0	0	0
Transfer to another LA	0	0	0	0	0
Age reached where no active record required	0	0	0	0	6
Left England so no longer active record	1	0	0	1	0
Found to be a duplicate record	0	0	0	0	0
Deceased	0	0	0	0	0
Custodial Sentence	0	0	0	0	0
Cannot Be Contacted	0	0	0	0	0
Refused to disclose activity	0	0	0	0	0
Unknown Activity	0	0	0	0	0
Other Reason	0	0	1	1	0
Joining NEET Total	8	8	8	24	0
Education	4	2	0	6	0
Employment	1	1	4	6	0
Training	2	1	1	4	0
Re-engagement Provision	0	0	0	0	0
From other area	0	0	0	0	0
Other (inc custodial sentence)	1	4	3	8	0
Joiners>Leavers	-1	-4	1	-4	6

16-18 Year Old NEET Labour Market Summary	No	%
Available:		
Working not for reward	6	4.32%
Not yet ready for work or learning	10	7.19%
Start Date agreed (other)	1	0.72%
Start Date agreed (RPA compliant)	4	2.88%
Seeking EET	118	84.89%
Available Total	139	100%
Unavailable:		
Young carers	2	4.17%
Teenage parents	14	29.17%
Illness	26	54.17%
Pregnancy	5	10.42%
Religious grounds	0	0.00%
Unlikely to be economically active	1	2.08%
Other reason	0	0.00%
Unavailable Total	48	100%

NEET Leavers and Joiners



% of Vulnerable Cohorts who are NEET



Education and Young People's Services Performance Management

NEET Monthly Report - Canterbury

16-18 year old cohort by Vulnerable Group	Mar-16	Feb-16	Jan-16	Dec-15	Nov-15	Oct-15	Sep-15	Aug-15	Jul-15	Jun-15	May-15	Apr-15	Mar-15
Children in Care	189	184	174	180	176	85	80	85	85	85	81	80	80
subset CIC resp. not known	0	0	0	2	2	2	2	2	2				
subset CIC KCC responsibility	147	142	132	132	128	38	36	43	43				
subset CIC OOC responsibility	42	42	42	46	46	45	42	40	40				
Caring for own child	28	29	26	22	18	16	14	36	35	35	33	33	31
Asylum seeker	111	104	99	91	89	5	1	7	7	7	7	7	7
Carer not own child	7	7	7	6	6	6	6	4	4	4	4	4	4
Substance Misuse	9	9	9	9	9	9	9	9	9	9	9	9	9
Care Leaver	35	34	34	0	0	0	0	6	6	6	6	6	6
subset CL resp. not known	0	0	0	0	0	0	0	0	0				
subset CL KCC responsibility	34	33	33	0	0	0	0	6	6				
subset CL OOC responsibility	1	1	1	0	0	0	0	0	0				
Supervised by YOT	12	12	6	6	7	27	28	20	20	20	20	19	19
Pregnancy	22	17	17	17	16	15	14	24	24	24	20	20	20
Parent not caring for own child	0	0	0	0	0	0	0	0	0	0	0	0	0
SEND (16-18 year olds)	242	244	244	245	244	242	226	221	222	223	224	223	223
SEND (19+ year olds)	38	44	52	54	53	57	59	343	345	345	345	345	345
Total 16-18 cohort with at least one vulnerable group	497	488	472	440	434	357	332	357	356	357	349	348	346

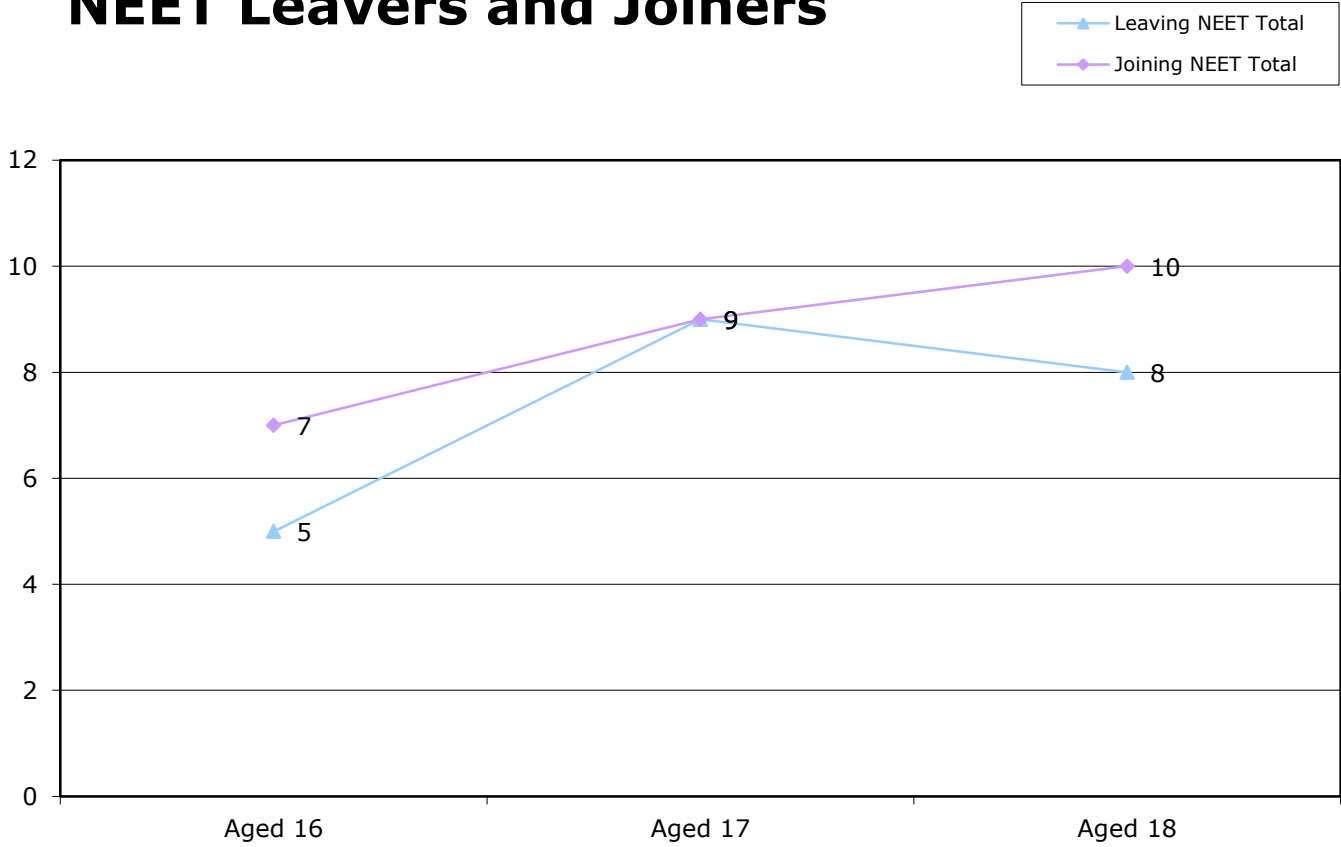
16-18 year old NEET by Vulnerable Group	Mar-16	Feb-16	Jan-16	Dec-15	Nov-15	Oct-15	Sep-15	Aug-15	Jul-15	Jun-15	May-15	Apr-15	Mar-15
Children in Care	20	22	22	18	12	13	11	14	14	14	14	12	11
subset CIC resp. not known	0	0	0	1	1	2	1	1	1				
subset CIC KCC responsibility	15	16	16	10	7	7	7	8	8				
subset CIC OOC responsibility	5	6	6	7	4	5	3	5	5				
Caring for own child	18	19	17	13	10	9	7	22	22	22	20	20	18
Asylum seeker	1	1	1	0	0	1	0	1	1	1	1	1	1
Carer not own child	3	2	2	1	1	0	0	0	0	0	0	0	0
Substance Misuse	1	1	1	1	1	1	1	2	2	2	1	1	1
Care Leaver	3	4	5	0	0	0	0	5	5	5	5	5	5
subset CL resp. not known	0	0	0	0	0	0	0	0	0				
subset CL KCC responsibility	3	3	4	0	0	0	0	5	5				
subset CL OOC responsibility	0	1	1	0	0	0	0	0	0				
Supervised by YOT	9	10	4	4	5	7	8	7	7	8	8	7	7
Pregnancy	17	13	15	15	14	14	12	19	19	19	19	19	19
Parent not caring for own child	0	0	0	0	0	0	0	0	0	0	0	0	0
SEND (16-18 year olds)	38	40	37	30	24	21	22	27	26	25	25	23	25
SEND (19+ year olds)	7	8	8	9	8	9	9	78	78	77	77	77	77
Total 16-18 NEET with at least one vulnerable group	96	96	89	68	58	56	51	82	80	80	77	74	73

16-18 year old Not Knowns by Vulnerable Group	Mar-16	Feb-16	Jan-16	Dec-15	Nov-15	Oct-15	Sep-15	Aug-15	Jul-15	Jun-15	May-15	Apr-15	Mar-15
Children in Care	2	3	3	18	21	30	55	47	44	12	11	11	9
subset CIC resp. not known	0	0	0	0	0	0	1	1	1				
subset CIC KCC responsibility	1	1	1	12	14	20	25	19	19				
subset CIC OOC responsibility	1	2	2	6	7	10	29	27	24				
Caring for own child	4	4	4	5	6	6	7	11	9	6	6	6	5
Asylum seeker	2	1	1	1	2	1	1	6	6	4	3	3	2
Carer not own child	2	2	2	3	3	4	5	2	2	0	0	0	0
Substance Misuse	1	1	1	1	2	2	5	4	4	2	2	2	2
Care Leaver	4	3	4	0	0	0	0	1	1	0	0	0	0
subset CL resp. not known	0	0	0	0	0	0	0	0	0				
subset CL KCC responsibility	4	3	4	0	0	0	0	1	1				
subset CL OOC responsibility	0	0	0	0	0	0	0	0	0				
Supervised by YOT	1	1	1	0	1	11	15	9	8	1	0	0	0
Pregnancy	1	1	1	1	1	1	2	3	3	2	0	0	0
Parent not caring for own child	0	0	0	0	0	0	0	0	0	0	0	0	0
SEND (16-18 year olds)	16	16	19	36	46	72	131	116	112	32	31	29	27
SEND (19+ year olds)	19	24	34	34	35	38	48	259	260	218	218	216	208
Total not known with at least one vulnerable group	30	29	33	56	71	111	193	170	160	52	47	45	40

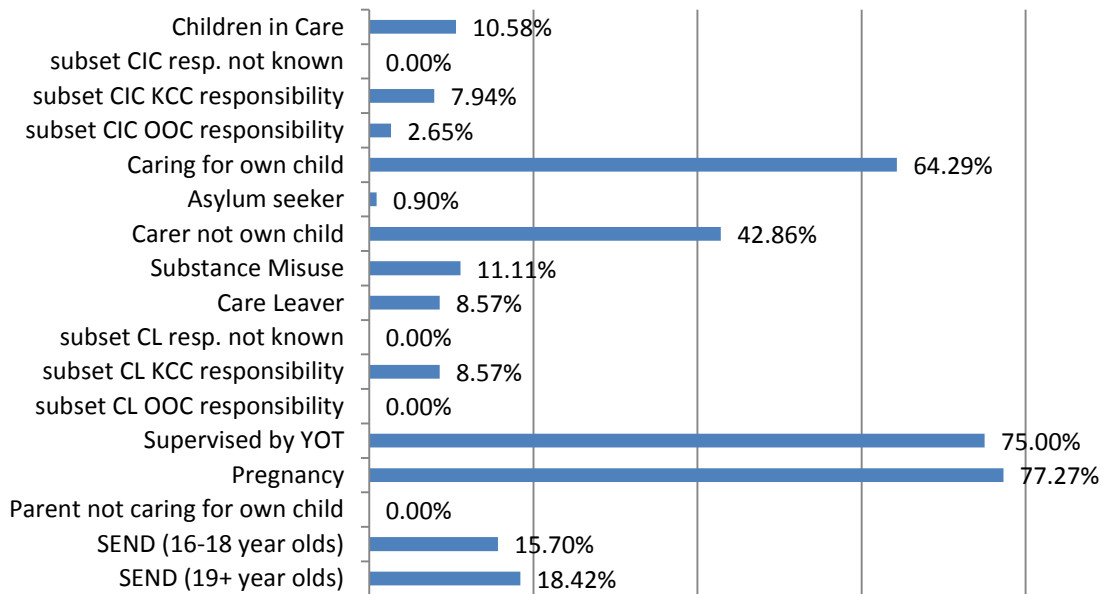
16-18 Year old NEET Leavers & Joiners	Aged 16	Aged 17	Aged 18	16-18 Total	Aged 19
Leaving NEET Total	5	9	8	22	8
Education	0	0	0	0	0
Employment	1	8	4	13	0
Government supported training	3	1	3	7	0
Re-engagement Provision	0	0	0	0	0
Transfer to another LA	0	0	0	0	0
Age reached where no active record required	0	0	0	0	8
Left England so no longer active record	0	0	0	0	0
Found to be a duplicate record	0	0	0	0	0
Deceased	0	0	0	0	0
Custodial Sentence	0	0	0	0	0
Cannot Be Contacted	0	0	0	0	0
Refused to disclose activity	0	0	0	0	0
Unknown Activity	0	0	0	0	0
Other Reason	1	0	1	2	0
Joining NEET Total	7	9	10	26	0
Education	4	1	0	5	0
Employment	1	0	3	4	0
Training	0	0	2	2	0
Re-engagement Provision	0	0	0	0	0
From other area	0	0	0	0	0
Other (inc custodial sentence)	2	8	5	15	0
Joiners>Leavers	-2	0	-2	-4	8

16-18 Year Old NEET Labour Market Summary	No	%
Available:		
Working not for reward	3	1.45%
Not yet ready for work or learning	17	8.21%
Start Date agreed (other)	1	0.48%
Start Date agreed (RPA compliant)	1	0.48%
Seeking EET	185	89.37%
Available Total	207	100%
Unavailable:		
Young carers	1	1.79%
Teenage parents	12	21.43%
Illness	28	50.00%
Pregnancy	12	21.43%
Religious grounds	0	0.00%
Unlikely to be economically active	3	5.36%
Other reason	0	0.00%
Unavailable Total	56	100%

NEET Leavers and Joiners



% of Vulnerable Cohorts who are NEET



Education and Young People's Services Performance Management

NEET Monthly Report - Dartford

16-18 year old cohort by Vulnerable Group	Mar-16	Feb-16	Jan-16	Dec-15	Nov-15	Oct-15	Sep-15	Aug-15	Jul-15	Jun-15	May-15	Apr-15	Mar-15
Children in Care	31	32	30	37	37	31	27	31	29	28	25	24	25
subset CIC resp. not known	0	0	0	1	1	1	1	1	1				
subset CIC KCC responsibility	22	23	22	25	25	19	16	19	17				
subset CIC OOC responsibility	9	9	8	11	11	11	10	11	11				
Caring for own child	14	13	13	14	10	6	4	16	16	14	14	14	14
Asylum seeker	11	10	9	3	3	0	0	1	1	1	1	1	1
Carer not own child	2	2	2	2	2	2	1	5	5	5	5	5	5
Substance Misuse	1	1	1	1	1	1	1	2	1	1	1	1	1
Care Leaver	12	11	11	0	0	0	0	2	2	2	2	2	2
subset CL resp. not known	0	0	0	0	0	0	0	0	0				
subset CL KCC responsibility	12	11	11	0	0	0	0	2	2				
subset CL OOC responsibility	0	0	0	0	0	0	0	0	0				
Supervised by YOT	8	8	7	6	6	11	10	11	10	9	9	9	9
Pregnancy	7	7	7	6	2	2	3	7	6	6	3	3	3
Parent not caring for own child	0	0	0	0	0	0	0	1	1	1	1	1	1
SEND (16-18 year olds)	112	113	112	112	111	112	120	114	114	113	113	113	114
SEND (19+ year olds)	23	24	27	30	34	36	37	248	248	248	248	248	248
Total 16-18 cohort with at least one vulnerable group	172	171	168	163	154	150	153	175	172	170	164	163	165

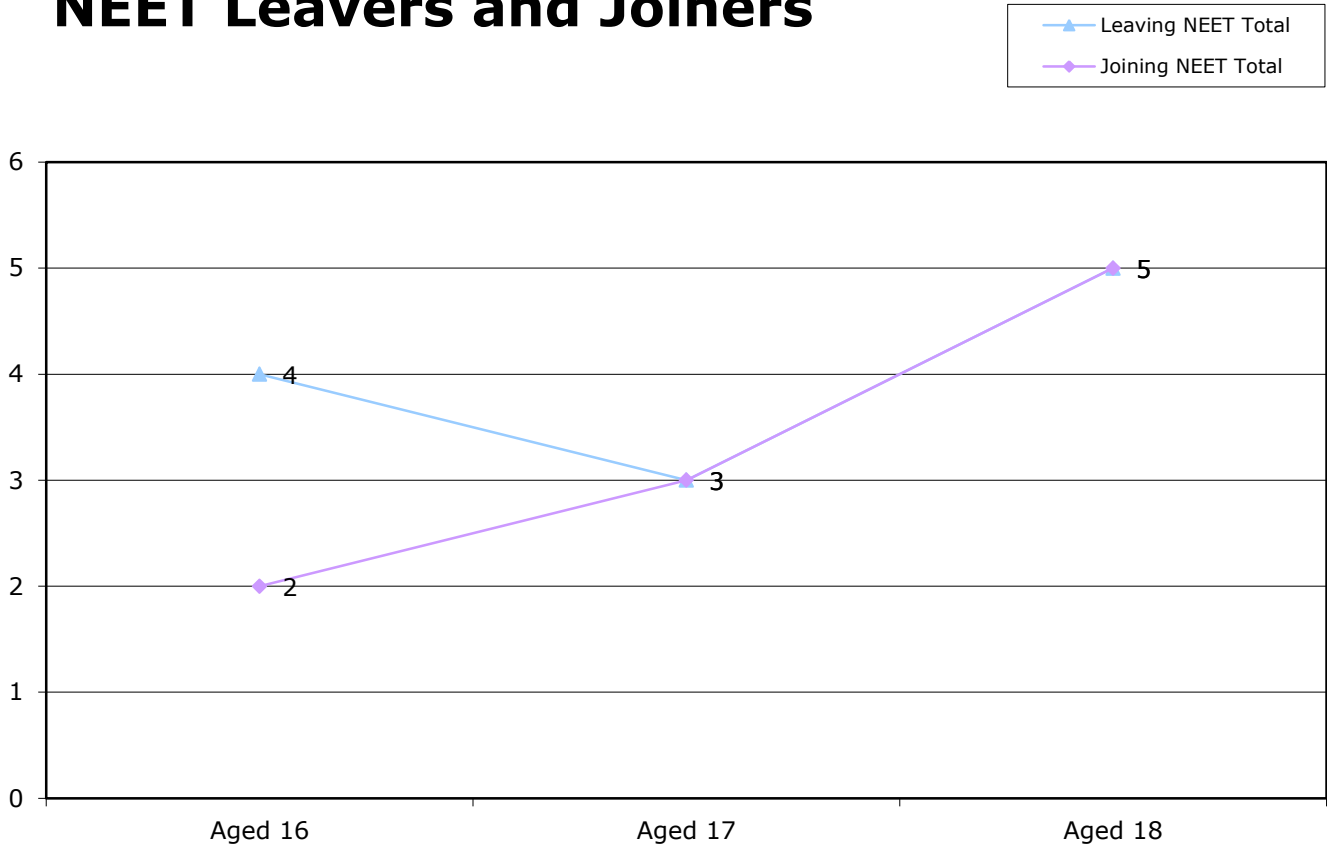
16-18 year old NEET by Vulnerable Group	Mar-16	Feb-16	Jan-16	Dec-15	Nov-15	Oct-15	Sep-15	Aug-15	Jul-15	Jun-15	May-15	Apr-15	Mar-15
Children in Care	4	4	2	6	7	8	7	10	8	6	5	5	5
subset CIC resp. not known	0	0	0	1	1	1	1	1	1				
subset CIC KCC responsibility	3	3	2	4	5	6	5	7	5				
subset CIC OOC responsibility	1	1	0	1	1	1	1	2	2				
Caring for own child	10	9	10	12	8	5	4	15	15	13	13	13	13
Asylum seeker	0	0	0	0	0	0	0	1	1	1	1	1	1
Carer not own child	1	1	0	0	0	0	0	1	1	1	1	1	1
Substance Misuse	0	0	0	0	0	0	0	0	0	0	0	0	0
Care Leaver	4	4	4	0	0	0	0	0	0	0	0	0	0
subset CL resp. not known	0	0	0	0	0	0	0	0	0				
subset CL KCC responsibility	4	4	4	0	0	0	0	0	0				
subset CL OOC responsibility	0	0	0	0	0	0	0	0	0				
Supervised by YOT	2	2	1	1	2	4	4	3	4	3	3	2	2
Pregnancy	5	5	5	5	1	1	2	4	3	3	2	2	2
Parent not caring for own child	0	0	0	0	0	0	0	1	1	1	1	1	1
SEND (16-18 year olds)	13	13	11	11	8	5	7	7	6	4	5	4	5
SEND (19+ year olds)	2	2	2	2	4	5	4	42	42	41	40	40	40
Total 16-18 NEET with at least one vulnerable group	36	35	31	33	23	20	20	35	32	28	27	25	26

16-18 year old Not Knowns by Vulnerable Group	Mar-16	Feb-16	Jan-16	Dec-15	Nov-15	Oct-15	Sep-15	Aug-15	Jul-15	Jun-15	May-15	Apr-15	Mar-15
Children in Care	1	2	3	8	9	13	16	14	12	8	6	6	6
subset CIC resp. not known	0	0	0	0	0	0	0	0	0				
subset CIC KCC responsibility	0	1	2	4	4	7	8	7	7				
subset CIC OOC responsibility	1	1	1	4	5	6	8	7	5				
Caring for own child	0	0	0	0	0	0	0	1	1	1	1	1	1
Asylum seeker	0	0	0	0	0	0	0	0	0	0	0	0	0
Carer not own child	0	0	1	1	1	1	1	3	3	2	2	2	2
Substance Misuse	1	1	1	1	0	0	0	1	1	1	1	1	1
Care Leaver	2	1	2	0	0	0	0	2	2	2	2	2	2
subset CL resp. not known	0	0	0	0	0	0	0	0	0				
subset CL KCC responsibility	2	1	2	0	0	0	0	2	2				
subset CL OOC responsibility	0	0	0	0	0	0	0	0	0				
Supervised by YOT	0	0	0	3	2	3	4	6	3	1	1	1	1
Pregnancy	1	1	1	1	1	1	1	3	3	1	1	1	1
Parent not caring for own child	0	0	0	0	0	0	0	0	0	0	0	0	0
SEND (16-18 year olds)	8	6	9	17	29	39	68	52	48	15	14	13	12
SEND (19+ year olds)	10	11	13	15	17	18	31	201	194	185	185	185	182
Total not known with at least one vulnerable group	12	10	14	26	38	52	84	78	70	28	25	24	23

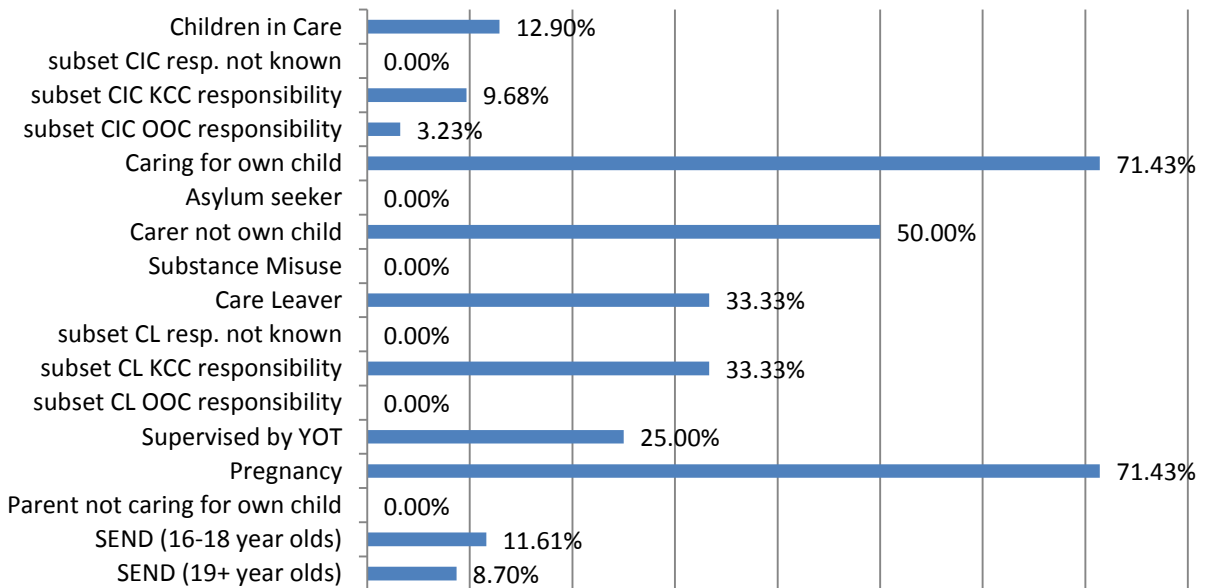
16-18 Year old NEET Leavers & Joiners	Aged 16	Aged 17	Aged 18	16-18 Total	Aged 19
Leaving NEET Total	4	3	5	12	7
Education	0	0	0	0	0
Employment	1	2	4	7	0
Government supported training	2	1	0	3	0
Re-engagement Provision	0	0	0	0	0
Transfer to another LA	0	0	0	0	0
Age reached where no active record required	0	0	0	0	7
Left England so no longer active record	0	0	0	0	0
Found to be a duplicate record	0	0	0	0	0
Deceased	0	0	0	0	0
Custodial Sentence	0	0	0	0	0
Cannot Be Contacted	0	0	0	0	0
Refused to disclose activity	0	0	0	0	0
Unknown Activity	0	0	0	0	0
Other Reason	1	0	1	2	0
Joining NEET Total	2	3	5	10	0
Education	1	0	0	1	0
Employment	1	0	1	2	0
Training	0	0	0	0	0
Re-engagement Provision	0	0	0	0	0
From other area	0	0	0	0	0
Other (inc custodial sentence)	0	3	4	7	0
Joiners>Leavers	2	0	0	2	7

16-18 Year Old NEET Labour Market Summary	No	%
Available:		
Working not for reward	0	0.00%
Not yet ready for work or learning	3	2.31%
Start Date agreed (other)	1	0.77%
Start Date agreed (RPA compliant)	4	3.08%
Seeking EET	122	93.85%
Available Total	130	100%
Unavailable:		
Young carers	0	0.00%
Teenage parents	10	34.48%
Illness	13	44.83%
Pregnancy	5	17.24%
Religious grounds	0	0.00%
Unlikely to be economically active	1	3.45%
Other reason	0	0.00%
Unavailable Total	29	100%

NEET Leavers and Joiners



% of Vulnerable Cohorts who are NEET



Education and Young People's Services Performance Management

NEET Monthly Report - Dover

16-18 year old cohort by Vulnerable Group	Mar-16	Feb-16	Jan-16	Dec-15	Nov-15	Oct-15	Sep-15	Aug-15	Jul-15	Jun-15	May-15	Apr-15	Mar-15
Children in Care	60	60	55	58	61	55	60	55	55	55	52	54	54
subset CIC resp. not known	0	0	0	0	0	0	0	0	0				
subset CIC KCC responsibility	52	52	47	46	49	40	44	40	40				
subset CIC OOC responsibility	8	8	8	12	12	15	16	15	15				
Caring for own child	28	26	24	24	18	17	16	43	42	41	41	39	36
Asylum seeker	23	22	20	10	10	3	2	4	4	4	4	4	4
Carer not own child	6	6	6	6	6	6	6	6	6	6	6	6	6
Substance Misuse	13	13	14	14	14	13	13	16	16	16	16	15	15
Care Leaver	8	7	7	1	1	1	1	10	9	9	10	10	10
subset CL resp. not known	0	0	0	0	0	0	0	0	0				
subset CL KCC responsibility	8	7	7	1	1	1	1	10	9				
subset CL OOC responsibility	0	0	0	0	0	0	0	0	0				
Supervised by YOT	23	21	22	15	16	30	30	27	28	28	29	30	31
Pregnancy	22	22	19	19	19	16	16	21	21	22	22	22	23
Parent not caring for own child	1	1	1	1	1	1	1	2	2	2	2	2	2
SEND (16-18 year olds)	171	170	174	178	180	190	193	173	175	175	177	179	179
SEND (19+ year olds)	30	37	41	48	52	60	63	341	341	341	341	341	341
Total 16-18 cohort with at least one vulnerable group	306	302	297	286	284	288	290	310	309	309	311	310	309

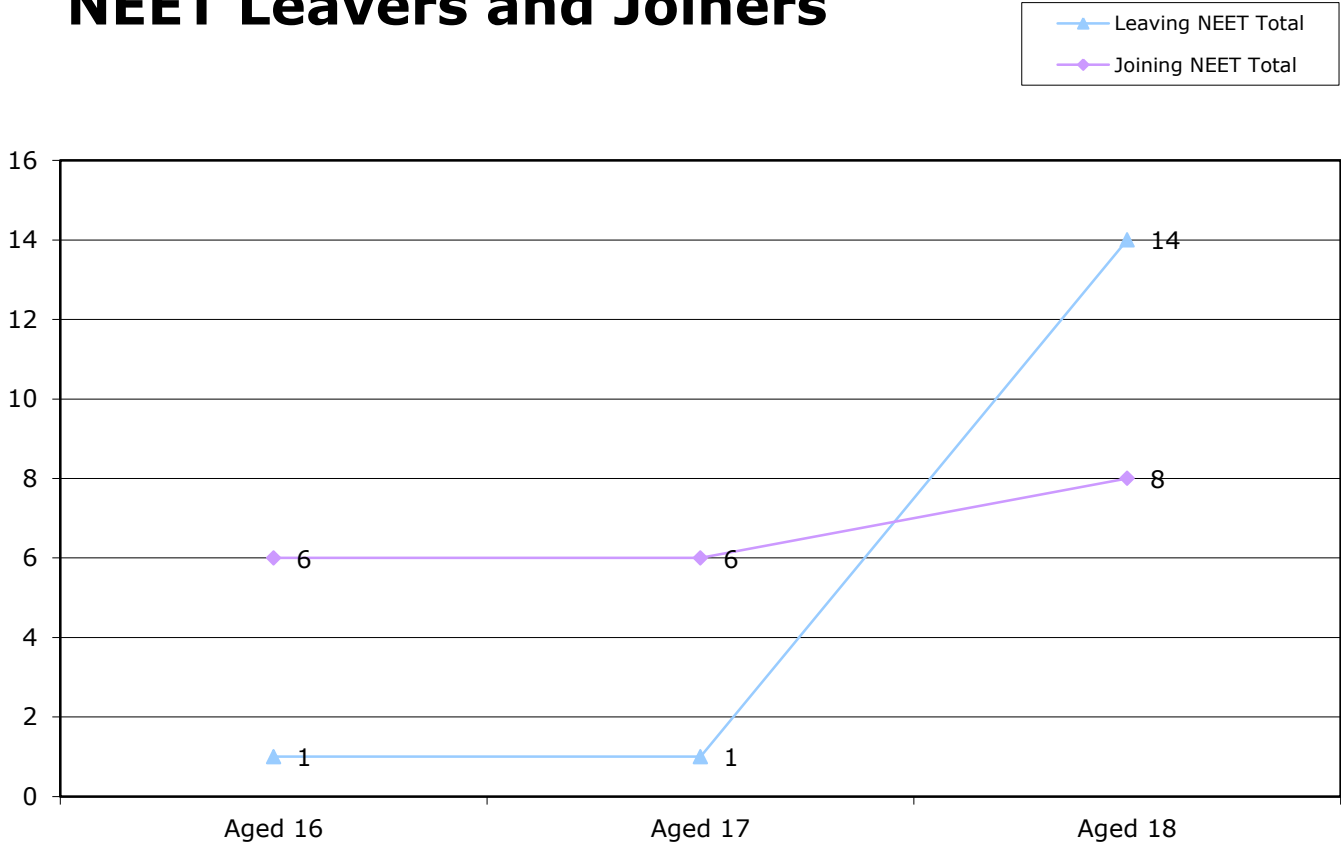
16-18 year old NEET by Vulnerable Group	Mar-16	Feb-16	Jan-16	Dec-15	Nov-15	Oct-15	Sep-15	Aug-15	Jul-15	Jun-15	May-15	Apr-15	Mar-15
Children in Care	7	6	6	13	10	9	8	14	12	11	10	10	11
subset CIC resp. not known	0	0	0	0	0	0	0	0	0				
subset CIC KCC responsibility	6	5	5	12	10	9	8	12	10				
subset CIC OOC responsibility	1	1	1	1	0	0	0	2	2				
Caring for own child	20	18	17	17	11	11	11	26	25	24	23	23	20
Asylum seeker	2	1	0	1	0	0	0	0	0	0	0	0	0
Carer not own child	1	1	1	1	1	2	2	2	2	2	2	2	2
Substance Misuse	0	1	1	3	2	2	1	2	2	3	3	2	2
Care Leaver	2	2	1	0	0	0	0	7	6	6	7	7	7
subset CL resp. not known	0	0	0	0	0	0	0	0	0				
subset CL KCC responsibility	2	2	1	0	0	0	0	7	6				
subset CL OOC responsibility	0	0	0	0	0	0	0	0	0				
Supervised by YOT	9	7	8	5	5	7	9	11	10	9	10	9	11
Pregnancy	19	19	16	17	16	12	12	17	16	17	17	18	19
Parent not caring for own child	1	1	1	1	1	1	1	2	1	1	1	1	1
SEND (16-18 year olds)	21	17	15	15	15	13	14	20	17	17	18	17	19
SEND (19+ year olds)	2	3	3	5	5	7	9	96	96	96	95	94	95
Total 16-18 NEET with at least one vulnerable group	68	62	56	60	51	46	47	83	75	75	76	75	75

16-18 year old Not Knowns by Vulnerable Group	Mar-16	Feb-16	Jan-16	Dec-15	Nov-15	Oct-15	Sep-15	Aug-15	Jul-15	Jun-15	May-15	Apr-15	Mar-15
Children in Care	2	1	3	13	17	29	41	25	17	6	7	7	9
subset CIC resp. not known	0	0	0	0	0	0	0	0	0				
subset CIC KCC responsibility	2	1	3	9	12	19	27	16	11				
subset CIC OOC responsibility	0	0	0	4	5	10	14	9	6				
Caring for own child	3	3	3	3	3	4	4	15	12	7	7	7	6
Asylum seeker	3	1	1	1	2	2	2	4	3	3	3	3	3
Carer not own child	1	1	1	1	2	2	2	4	4	3	3	3	2
Substance Misuse	1	1	2	2	3	5	8	8	6	3	3	2	1
Care Leaver	4	3	3	0	0	0	0	3	3	2	2	2	2
subset CL resp. not known	0	0	0	0	0	0	0	0	0				
subset CL KCC responsibility	4	3	3	0	0	0	0	3	3				
subset CL OOC responsibility	0	0	0	0	0	0	0	0	0				
Supervised by YOT	2	2	2	3	4	13	15	9	7	3	0	0	0
Pregnancy	1	1	1	1	2	2	3	3	4	4	4	4	4
Parent not caring for own child	0	0	0	0	0	0	0	0	1	0	0	0	0
SEND (16-18 year olds)	8	9	15	30	37	63	130	97	92	32	32	32	30
SEND (19+ year olds)	21	25	28	33	37	41	51	234	231	220	221	218	208
Total not known with at least one vulnerable group	20	19	25	44	57	93	173	148	132	55	54	53	49

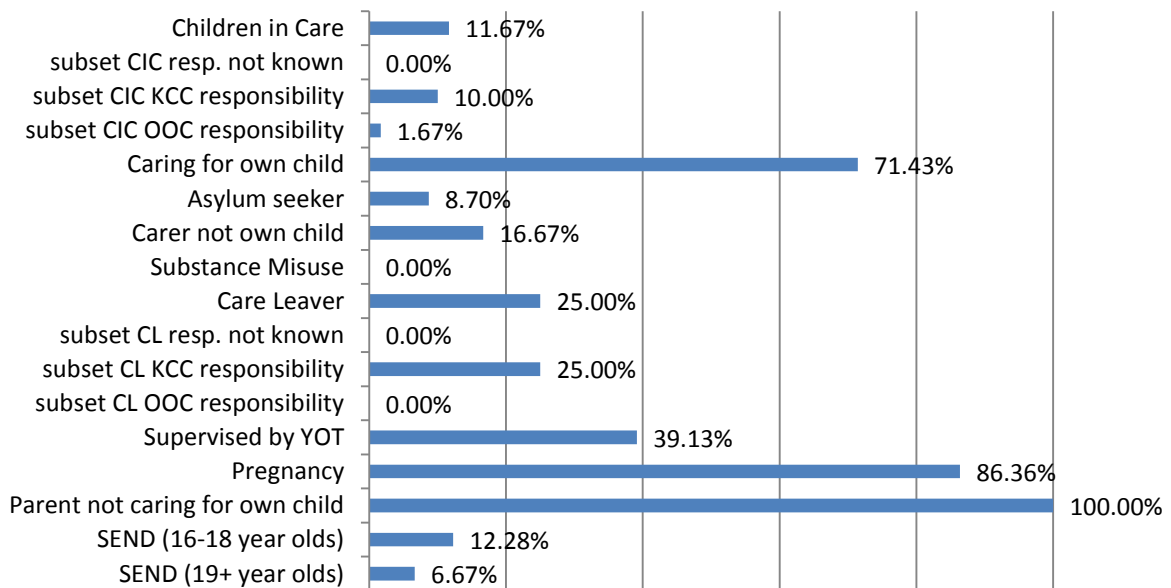
16-18 Year old NEET Leavers & Joiners	Aged 16	Aged 17	Aged 18	16-18 Total	Aged 19
Leaving NEET Total	1	1	14	16	10
Education	0	0	0	0	0
Employment	0	1	9	10	0
Government supported training	1	0	3	4	0
Re-engagement Provision	0	0	0	0	0
Transfer to another LA	0	0	1	1	0
Age reached where no active record required	0	0	0	0	10
Left England so no longer active record	0	0	0	0	0
Found to be a duplicate record	0	0	0	0	0
Deceased	0	0	0	0	0
Custodial Sentence	0	0	0	0	0
Cannot Be Contacted	0	0	0	0	0
Refused to disclose activity	0	0	0	0	0
Unknown Activity	0	0	0	0	0
Other Reason	0	0	1	1	0
Joining NEET Total	6	6	8	20	0
Education	5	2	1	8	0
Employment	0	0	3	3	0
Training	0	1	0	1	0
Re-engagement Provision	0	0	0	0	0
From other area	0	0	0	0	0
Other (inc custodial sentence)	1	3	4	8	0
Joiners>Leavers	-5	-5	6	-4	10

16-18 Year Old NEET Labour Market Summary	No	%
Available:		
Working not for reward	1	0.81%
Not yet ready for work or learning	17	13.71%
Start Date agreed (other)	1	0.81%
Start Date agreed (RPA compliant)	0	0.00%
Seeking EET	105	84.68%
Available Total	124	100%
Unavailable:		
Young carers	1	2.70%
Teenage parents	17	45.95%
Illness	8	21.62%
Pregnancy	11	29.73%
Religious grounds	0	0.00%
Unlikely to be economically active	0	0.00%
Other reason	0	0.00%
Unavailable Total	37	100%

NEET Leavers and Joiners



% of Vulnerable Cohorts who are NEET



Education and Young People's Services Performance Management

NEET Monthly Report - Gravesham

16-18 year old cohort by Vulnerable Group	Mar-16	Feb-16	Jan-16	Dec-15	Nov-15	Oct-15	Sep-15	Aug-15	Jul-15	Jun-15	May-15	Apr-15	Mar-15
Children in Care	94	88	85	94	92	52	48	40	42	45	42	45	42
subset CIC resp. not known	0	0	0	1	1	1	1	1	1				
subset CIC KCC responsibility	80	74	71	75	73	35	34	25	27				
subset CIC OOC responsibility	14	14	14	18	18	16	13	14	14				
Caring for own child	30	29	27	23	22	18	17	27	24	22	22	20	17
Asylum seeker	56	51	47	36	36	3	3	4	4	4	4	4	4
Carer not own child	5	5	5	5	4	4	5	7	7	7	8	7	7
Substance Misuse	3	3	3	3	3	3	3	3	4	4	3	3	3
Care Leaver	17	16	16	1	1	1	1	6	6	6	6	6	6
subset CL resp. not known	0	0	0	0	0	0	0	0	0				
subset CL KCC responsibility	17	16	16	1	1	1	1	6	6				
subset CL OOC responsibility	0	0	0	0	0	0	0	0	0				
Supervised by YOT	15	14	5	6	5	17	17	20	21	24	23	22	20
Pregnancy	14	12	12	12	13	16	16	27	31	31	20	18	18
Parent not caring for own child	0	0	0	0	0	0	0	1	1	1	1	1	1
SEND (16-18 year olds)	164	163	166	166	165	165	156	153	153	155	156	156	156
SEND (19+ year olds)	29	32	34	39	41	42	43	296	297	297	297	297	297
Total 16-18 cohort with at least one vulnerable group	313	303	294	283	279	248	237	255	257	259	247	244	240

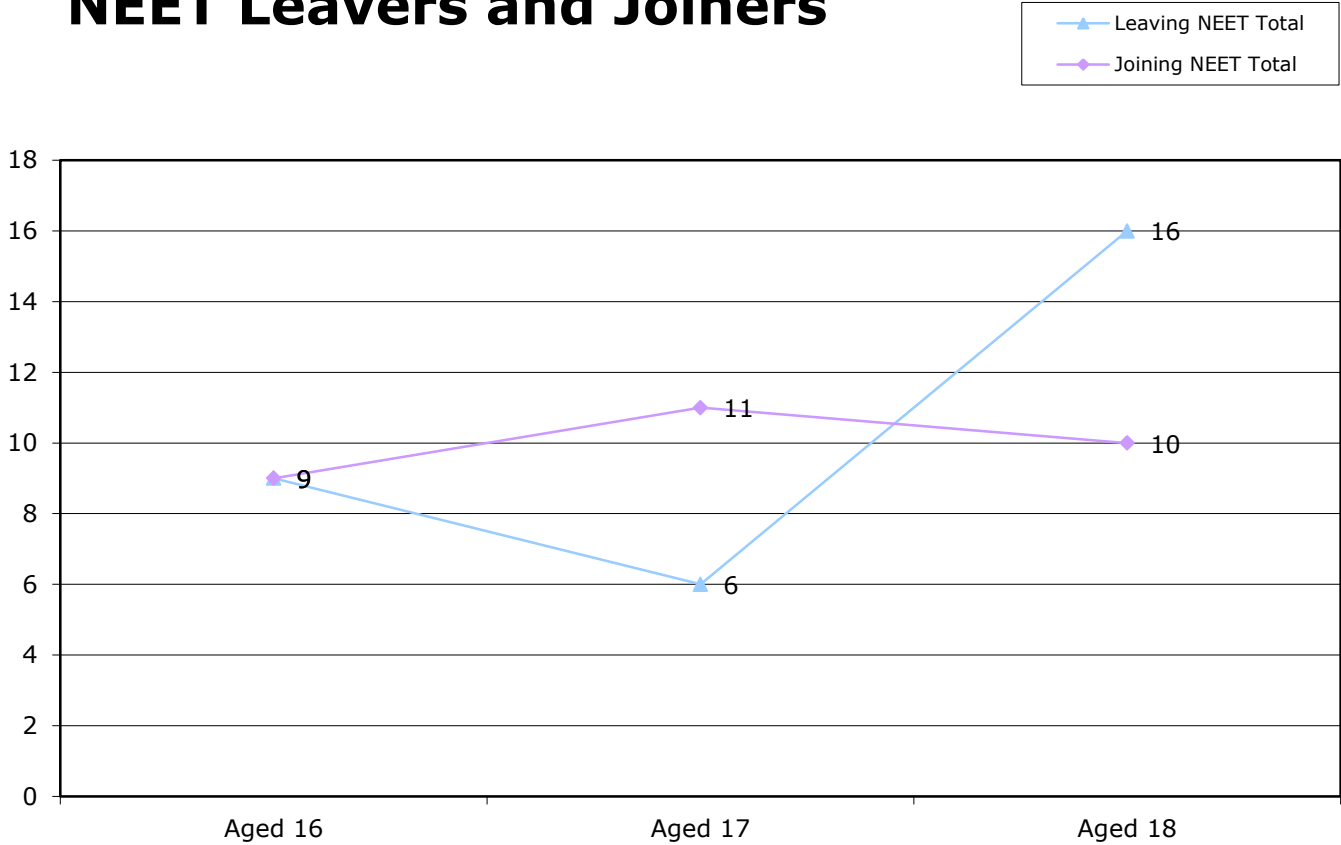
16-18 year old NEET by Vulnerable Group	Mar-16	Feb-16	Jan-16	Dec-15	Nov-15	Oct-15	Sep-15	Aug-15	Jul-15	Jun-15	May-15	Apr-15	Mar-15
Children in Care	11	10	11	20	17	16	13	15	14	14	13	16	11
subset CIC resp. not known	0	0	0	1	1	1	1	1	1				
subset CIC KCC responsibility	8	8	9	17	14	13	11	10	9				
subset CIC OOC responsibility	3	2	2	2	2	2	1	4	4				
Caring for own child	22	23	21	17	17	13	13	20	19	17	17	15	12
Asylum seeker	1	1	1	1	1	2	2	1	1	1	1	1	1
Carer not own child	2	2	2	2	1	1	1	3	3	2	2	2	2
Substance Misuse	1	1	1	1	1	1	1	2	2	2	1	0	0
Care Leaver	8	6	6	0	0	0	0	1	1	1	1	1	1
subset CL resp. not known	0	0	0	0	0	0	0	0	0				
subset CL KCC responsibility	8	6	6	0	0	0	0	1	1				
subset CL OOC responsibility	0	0	0	0	0	0	0	0	0				
Supervised by YOT	8	6	2	3	2	9	9	9	11	13	11	10	9
Pregnancy	7	5	5	5	5	6	6	16	20	20	17	15	15
Parent not caring for own child	0	0	0	0	0	0	0	1	1	1	1	1	1
SEND (16-18 year olds)	21	22	25	21	21	19	16	22	20	19	20	18	18
SEND (19+ year olds)	6	7	8	9	9	8	8	64	65	65	65	65	64
Total 16-18 NEET with at least one vulnerable group	67	63	61	58	54	55	50	76	78	76	70	64	60

16-18 year old Not Knowns by Vulnerable Group	Mar-16	Feb-16	Jan-16	Dec-15	Nov-15	Oct-15	Sep-15	Aug-15	Jul-15	Jun-15	May-15	Apr-15	Mar-15
Children in Care	1	1	2	8	10	15	26	16	16	8	5	5	5
subset CIC resp. not known	0	0	0	0	0	0	0	0	0				
subset CIC KCC responsibility	1	1	2	3	4	9	15	8	9				
subset CIC OOC responsibility	0	0	0	5	6	6	11	8	7				
Caring for own child	3	3	2	2	2	2	2	5	5	3	3	3	3
Asylum seeker	0	0	0	0	0	0	1	3	2	1	1	1	1
Carer not own child	1	1	1	1	2	2	3	3	3	1	2	2	2
Substance Misuse	0	0	0	0	1	1	1	1	2	1	0	0	0
Care Leaver	0	1	1	1	1	1	1	5	5	3	2	2	3
subset CL resp. not known	0	0	0	0	0	0	0	0	0				
subset CL KCC responsibility	0	1	1	1	1	1	1	5	5				
subset CL OOC responsibility	0	0	0	0	0	0	0	0	0				
Supervised by YOT	0	0	0	2	2	5	4	6	8	6	3	0	1
Pregnancy	4	4	3	4	5	6	8	7	8	1	0	0	0
Parent not caring for own child	0	0	0	0	0	0	0	0	0	0	0	0	0
SEND (16-18 year olds)	7	9	10	30	38	47	77	63	63	19	18	15	16
SEND (19+ year olds)	10	12	14	19	23	26	35	221	219	213	213	209	207
Total not known with at least one vulnerable group	15	17	17	43	55	69	108	94	97	34	31	26	28

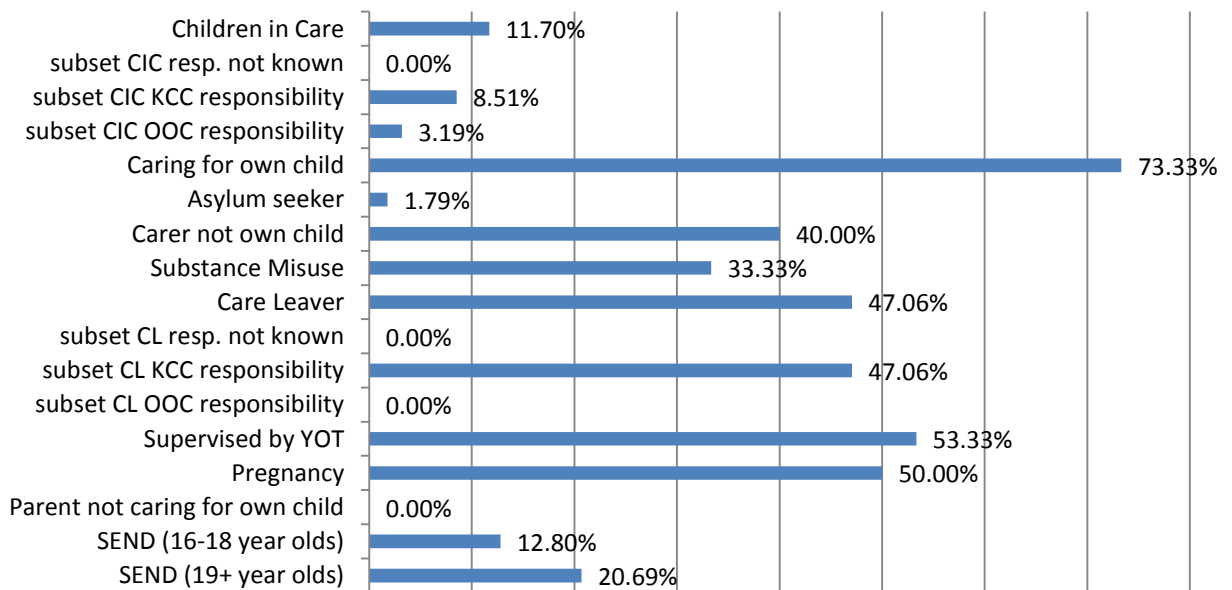
16-18 Year old NEET Leavers & Joiners	Aged 16	Aged 17	Aged 18	16-18 Total	Aged 19
Leaving NEET Total	9	6	16	31	7
Education	1	0	0	1	0
Employment	3	5	13	21	0
Government supported training	5	1	2	8	0
Re-engagement Provision	0	0	0	0	0
Transfer to another LA	0	0	0	0	0
Age reached where no active record required	0	0	0	0	7
Left England so no longer active record	0	0	0	0	0
Found to be a duplicate record	0	0	0	0	0
Deceased	0	0	0	0	0
Custodial Sentence	0	0	0	0	0
Cannot Be Contacted	0	0	0	0	0
Refused to disclose activity	0	0	0	0	0
Unknown Activity	0	0	0	0	0
Other Reason	0	0	1	1	0
Joining NEET Total	9	11	10	30	1
Education	0	6	1	7	0
Employment	0	0	4	4	0
Training	8	1	1	10	0
Re-engagement Provision	0	0	0	0	0
From other area	0	0	0	0	0
Other (inc custodial sentence)	1	4	4	9	1
Joiners>Leavers	0	-5	6	1	6

16-18 Year Old NEET Labour Market Summary	No	%
Available:		
Working not for reward	3	1.55%
Not yet ready for work or learning	11	5.70%
Start Date agreed (other)	5	2.59%
Start Date agreed (RPA compliant)	3	1.55%
Seeking EET	171	88.60%
Available Total	193	100%
Unavailable:		
Young carers	2	4.65%
Teenage parents	19	44.19%
Illness	18	41.86%
Pregnancy	4	9.30%
Religious grounds	0	0.00%
Unlikely to be economically active	0	0.00%
Other reason	0	0.00%
Unavailable Total	43	100%

NEET Leavers and Joiners



% of Vulnerable Cohorts who are NEET



Education and Young People's Services Performance Management

NEET Monthly Report - Maidstone

16-18 year old cohort by Vulnerable Group	Mar-16	Feb-16	Jan-16	Dec-15	Nov-15	Oct-15	Sep-15	Aug-15	Jul-15	Jun-15	May-15	Apr-15	Mar-15
Children in Care	66	63	60	71	69	39	38	43	41	39	39	37	37
subset CIC resp. not known	0	0	0	0	0	0	0	0	0				
subset CIC KCC responsibility	60	57	54	62	60	30	31	35	33				
subset CIC OOC responsibility	6	6	6	9	9	9	7	8	8				
Caring for own child	22	22	22	19	18	14	12	35	35	35	34	33	30
Asylum seeker	39	37	36	33	32	3	2	4	4	4	4	4	4
Carer not own child	4	4	4	4	4	4	4	7	7	7	7	7	7
Substance Misuse	8	8	7	5	7	5	5	7	7	6	6	6	6
Care Leaver	15	15	14	2	2	2	2	8	8	7	7	7	7
subset CL resp. not known	0	0	0	0	0	0	0	0	0				
subset CL KCC responsibility	14	14	13	1	1	1	1	6	6				
subset CL OOC responsibility	1	1	1	1	1	1	1	2	2				
Supervised by YOT	14	17	18	18	9	15	16	14	14	14	14	14	14
Pregnancy	13	12	9	9	9	10	9	17	17	17	15	13	13
Parent not caring for own child	0	0	0	0	0	0	0	1	1	1	1	1	1
SEND (16-18 year olds)	216	214	214	214	214	216	217	208	208	208	208	207	206
SEND (19+ year olds)	44	47	52	56	56	67	72	430	436	436	436	436	436
Total 16-18 cohort with at least one vulnerable group	336	330	323	318	311	282	280	314	312	309	306	302	298

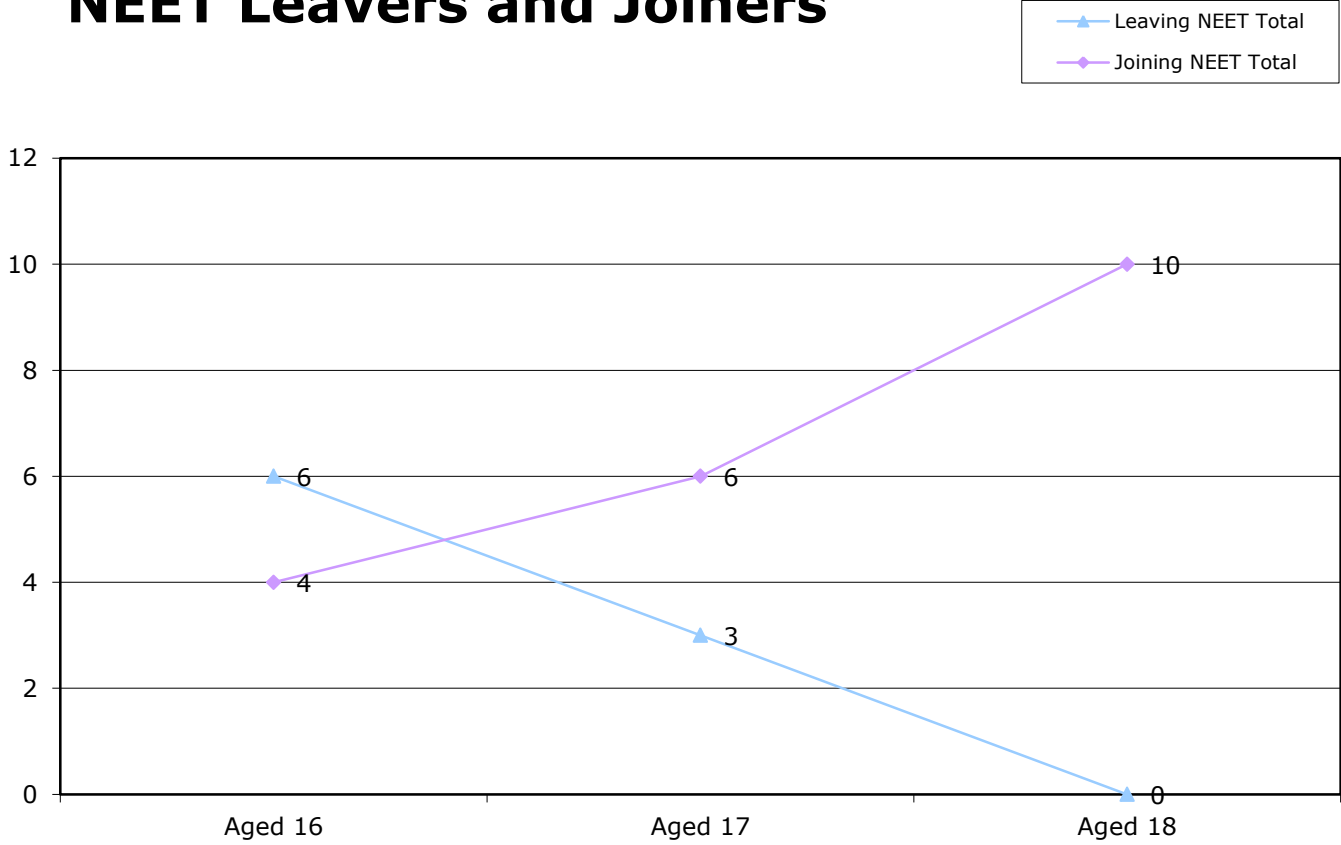
16-18 year old NEET by Vulnerable Group	Mar-16	Feb-16	Jan-16	Dec-15	Nov-15	Oct-15	Sep-15	Aug-15	Jul-15	Jun-15	May-15	Apr-15	Mar-15
Children in Care	8	7	9	12	9	8	9	10	11	9	9	8	9
subset CIC resp. not known	0	0	0	0	0	0	0	0	0				
subset CIC KCC responsibility	8	7	9	12	9	8	9	9	10				
subset CIC OOC responsibility	0	0	0	0	0	0	0	1	1				
Caring for own child	19	19	18	16	15	11	9	26	26	26	25	24	21
Asylum seeker	0	0	0	0	0	0	0	0	0	0	0	0	0
Carer not own child	3	3	3	3	3	2	2	4	4	4	4	4	4
Substance Misuse	5	4	4	2	4	0	2	0	0	0	0	0	1
Care Leaver	1	1	2	1	1	1	1	4	4	3	3	3	3
subset CL resp. not known	0	0	0	0	0	0	0	0	0				
subset CL KCC responsibility	1	1	2	1	1	1	1	4	4				
subset CL OOC responsibility	0	0	0	0	0	0	0	0	0				
Supervised by YOT	4	8	11	9	6	10	11	6	7	7	8	8	9
Pregnancy	10	9	6	4	4	6	5	14	14	14	14	13	13
Parent not caring for own child	0	0	0	0	0	0	0	0	0	0	0	0	0
SEND (16-18 year olds)	21	20	16	11	10	11	12	16	17	15	14	16	18
SEND (19+ year olds)	3	3	5	6	6	8	11	98	101	101	101	101	102
Total 16-18 NEET with at least one vulnerable group	65	64	58	49	43	38	38	69	69	66	65	65	65

16-18 year old Not Knowns by Vulnerable Group	Mar-16	Feb-16	Jan-16	Dec-15	Nov-15	Oct-15	Sep-15	Aug-15	Jul-15	Jun-15	May-15	Apr-15	Mar-15
Children in Care	1	0	0	9	10	13	20	20	17	8	9	7	6
subset CIC resp. not known	0	0	0	0	0	0	0	0	0				
subset CIC KCC responsibility	1	0	0	6	6	9	15	15	12				
subset CIC OOC responsibility	0	0	0	3	4	4	5	5	5				
Caring for own child	1	1	1	1	1	2	2	6	5	4	3	4	3
Asylum seeker	0	0	0	0	1	0	2	3	3	1	1	1	1
Carer not own child	0	0	0	0	0	1	2	2	2	0	0	0	0
Substance Misuse	1	1	1	1	1	1	2	4	4	3	3	3	3
Care Leaver	4	4	4	1	1	0	0	2	1	1	1	1	1
subset CL resp. not known	0	0	0	0	0	0	0	0	0				
subset CL KCC responsibility	3	3	3	0	0	0	0	1	0				
subset CL OOC responsibility	1	1	1	1	1	0	0	1	1				
Supervised by YOT	0	0	0	1	1	2	4	4	4	3	3	1	1
Pregnancy	1	2	2	2	2	1	1	0	0	0	0	0	0
Parent not caring for own child	0	0	0	0	0	0	0	0	0	0	0	0	0
SEND (16-18 year olds)	13	13	19	42	45	59	127	104	101	44	41	37	34
SEND (19+ year olds)	11	13	15	16	19	31	57	323	321	292	291	281	269
Total not known with at least one vulnerable group	19	19	25	51	56	74	151	137	129	60	56	50	46

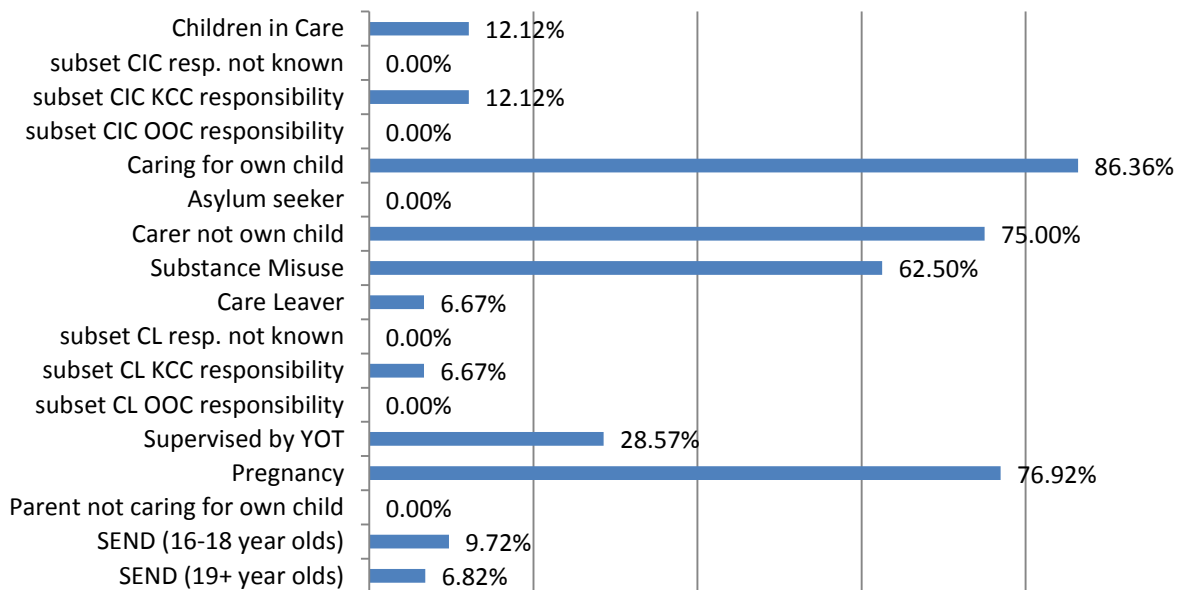
16-18 Year old NEET Leavers & Joiners	Aged 16	Aged 17	Aged 18	16-18 Total	Aged 19
Leaving NEET Total	6	3	0	9	12
Education	0	0	0	0	0
Employment	1	2	0	3	0
Government supported training	4	1	0	5	0
Re-engagement Provision	0	0	0	0	0
Transfer to another LA	0	0	0	0	0
Age reached where no active record required	0	0	0	0	12
Left England so no longer active record	0	0	0	0	0
Found to be a duplicate record	0	0	0	0	0
Deceased	0	0	0	0	0
Custodial Sentence	0	0	0	0	0
Cannot Be Contacted	0	0	0	0	0
Refused to disclose activity	1	0	0	1	0
Unknown Activity	0	0	0	0	0
Other Reason	0	0	0	0	0
Joining NEET Total	4	6	10	20	0
Education	0	0	0	0	0
Employment	1	1	4	6	0
Training	0	0	1	1	0
Re-engagement Provision	0	0	0	0	0
From other area	0	0	0	0	0
Other (inc custodial sentence)	3	5	5	13	0
Joiners>Leavers	2	-3	-10	-11	12

16-18 Year Old NEET Labour Market Summary	No	%
Available:		
Working not for reward	5	2.26%
Not yet ready for work or learning	9	4.07%
Start Date agreed (other)	2	0.90%
Start Date agreed (RPA compliant)	3	1.36%
Seeking EET	202	91.40%
Available Total	221	100%
Unavailable:		
Young carers	0	0.00%
Teenage parents	14	38.89%
Illness	14	38.89%
Pregnancy	6	16.67%
Religious grounds	0	0.00%
Unlikely to be economically active	2	5.56%
Other reason	0	0.00%
Unavailable Total	36	100%

NEET Leavers and Joiners



% of Vulnerable Cohorts who are NEET



Education and Young People's Services Performance Management

NEET Monthly Report - Sevenoaks

16-18 year old cohort by Vulnerable Group	Mar-16	Feb-16	Jan-16	Dec-15	Nov-15	Oct-15	Sep-15	Aug-15	Jul-15	Jun-15	May-15	Apr-15	Mar-15
Children in Care	22	22	22	23	22	21	23	16	17	17	14	14	14
subset CIC resp. not known	0	0	0	0	0	0	0	0	0				
subset CIC KCC responsibility	6	6	6	7	7	6	6	4	5				
subset CIC OOC responsibility	16	16	16	16	15	15	17	12	12				
Caring for own child	8	7	7	6	6	6	5	13	13	13	12	11	11
Asylum seeker	1	1	1	1	1	0	0	0	0	0	0	0	0
Carer not own child	4	4	4	4	4	3	3	4	4	4	4	4	3
Substance Misuse	2	2	2	2	2	2	2	4	4	4	5	5	5
Care Leaver	1	1	1	0	0	0	0	0	0	0	0	0	0
subset CL resp. not known	0	0	0	0	0	0	0	0	0				
subset CL KCC responsibility	1	1	1	0	0	0	0	0	0				
subset CL OOC responsibility	0	0	0	0	0	0	0	0	0				
Supervised by YOT	18	18	11	9	7	13	14	17	18	18	18	18	18
Pregnancy	3	4	4	4	5	4	4	9	9	9	8	8	8
Parent not caring for own child	0	0	0	0	0	0	0	0	0	0	0	0	0
SEND (16-18 year olds)	128	128	129	128	129	130	135	114	115	115	115	115	115
SEND (19+ year olds)	23	24	29	32	33	35	37	230	232	232	232	232	232
Total 16-18 cohort with at least one vulnerable group	172	172	165	162	162	165	170	162	164	164	161	160	159

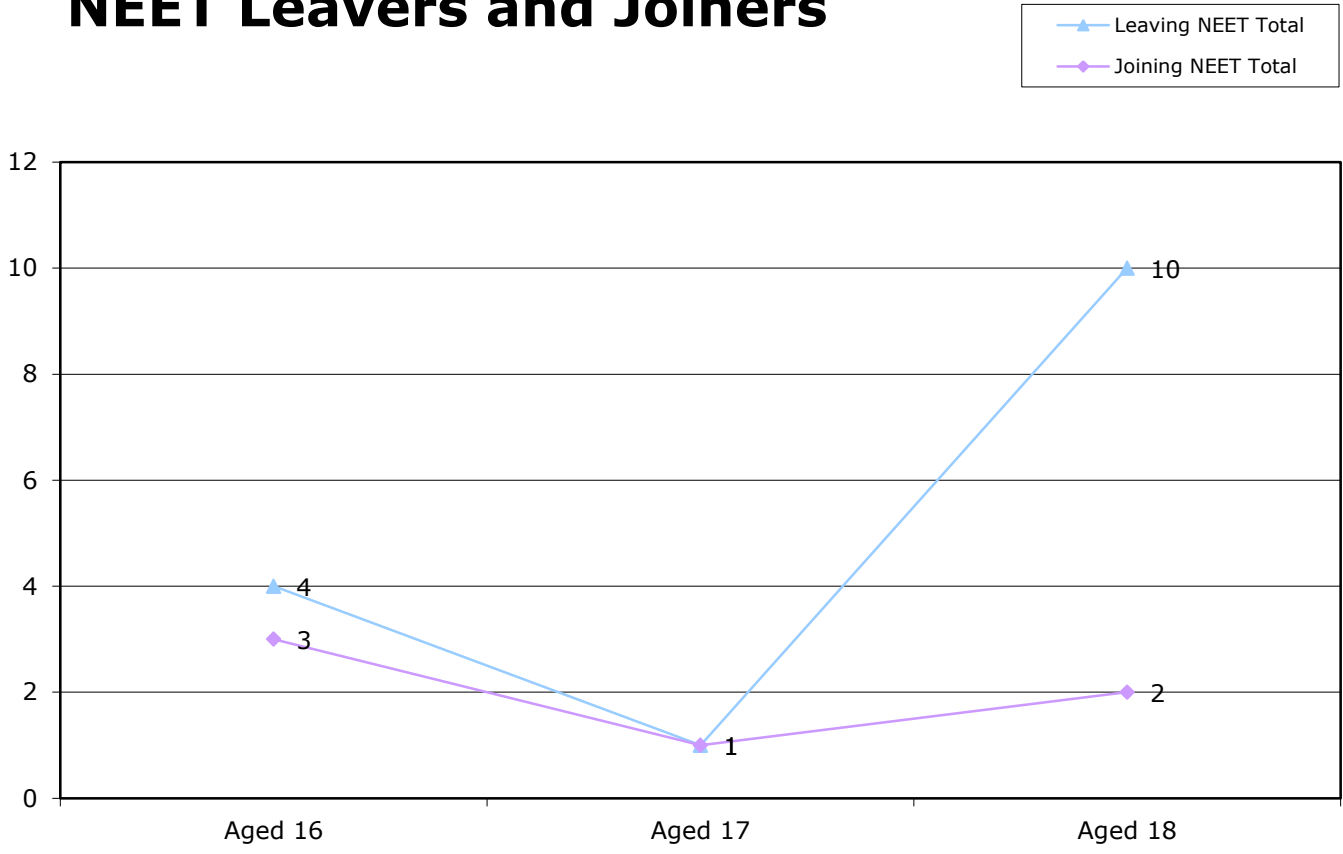
16-18 year old NEET by Vulnerable Group	Mar-16	Feb-16	Jan-16	Dec-15	Nov-15	Oct-15	Sep-15	Aug-15	Jul-15	Jun-15	May-15	Apr-15	Mar-15
Children in Care	4	3	3	2	1	1	1	1	1	1	1	1	1
subset CIC resp. not known	0	0	0	0	0	0	0	0	0				
subset CIC KCC responsibility	2	1	1	1	1	1	1	0	0				
subset CIC OOC responsibility	2	2	2	1	0	0	0	1	1				
Caring for own child	6	5	5	4	3	3	2	8	8	8	7	7	7
Asylum seeker	0	0	0	0	0	0	0	0	0	0	0	0	0
Carer not own child	2	2	2	1	1	0	0	1	1	1	1	1	0
Substance Misuse	0	0	0	0	0	0	1	1	1	1	2	2	1
Care Leaver	0	0	0	0	0	0	0	0	0	0	0	0	0
subset CL resp. not known	0	0	0	0	0	0	0	0	0				
subset CL KCC responsibility	0	0	0	0	0	0	0	0	0				
subset CL OOC responsibility	0	0	0	0	0	0	0	0	0				
Supervised by YOT	5	6	2	4	2	3	4	3	3	3	2	2	2
Pregnancy	3	4	4	4	5	4	4	7	7	7	6	6	6
Parent not caring for own child	0	0	0	0	0	0	0	0	0	0	0	0	0
SEND (16-18 year olds)	11	10	9	8	6	5	4	4	4	4	4	4	4
SEND (19+ year olds)	1	1	3	3	3	2	2	30	32	31	32	31	31
Total 16-18 NEET with at least one vulnerable group	26	26	21	19	16	14	14	23	23	23	21	21	19

16-18 year old Not Knowns by Vulnerable Group	Mar-16	Feb-16	Jan-16	Dec-15	Nov-15	Oct-15	Sep-15	Aug-15	Jul-15	Jun-15	May-15	Apr-15	Mar-15
Children in Care	2	2	2	7	8	9	16	8	7	4	3	3	3
subset CIC resp. not known	0	0	0	0	0	0	0	0	0				
subset CIC KCC responsibility	0	0	0	2	2	2	2	1	2				
subset CIC OOC responsibility	2	2	2	5	6	7	14	7	5				
Caring for own child	0	0	0	0	2	2	1	2	2	1	0	0	0
Asylum seeker	0	0	0	0	0	0	0	0	0	0	0	0	0
Carer not own child	1	1	1	2	2	2	3	2	2	2	2	2	1
Substance Misuse	0	0	0	0	0	0	0	2	2	2	1	1	1
Care Leaver	1	1	1	0	0	0	0	0	0	0	0	0	0
subset CL resp. not known	0	0	0	0	0	0	0	0	0				
subset CL KCC responsibility	1	1	1	0	0	0	0	0	0				
subset CL OOC responsibility	0	0	0	0	0	0	0	0	0				
Supervised by YOT	2	2	2	2	2	5	8	7	4	2	1	1	2
Pregnancy	0	0	0	0	0	0	0	2	2	1	1	1	0
Parent not caring for own child	0	0	0	0	0	0	0	0	0	0	0	0	0
SEND (16-18 year olds)	6	6	7	14	20	36	77	44	41	17	12	11	10
SEND (19+ year olds)	13	14	17	19	20	23	32	190	188	187	186	183	173
Total not known with at least one vulnerable group	11	11	12	22	30	48	94	60	55	25	18	17	15

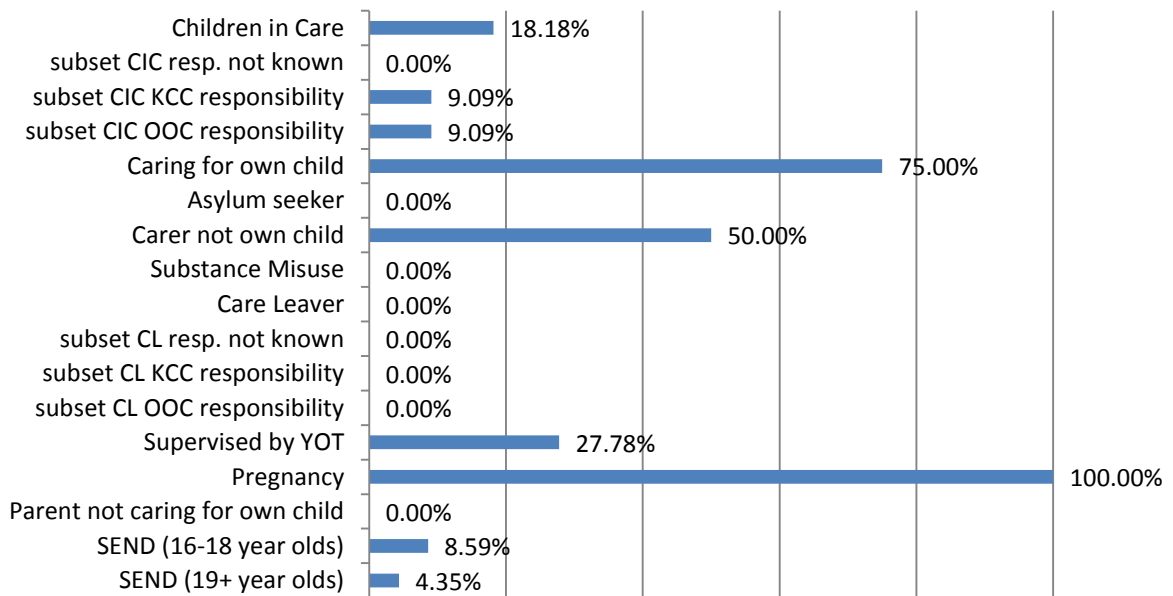
16-18 Year old NEET Leavers & Joiners	Aged 16	Aged 17	Aged 18	16-18 Total	Aged 19
Leaving NEET Total	4	1	10	15	6
Education	0	0	0	0	0
Employment	1	1	7	9	0
Government supported training	3	0	0	3	0
Re-engagement Provision	0	0	0	0	0
Transfer to another LA	0	0	0	0	0
Age reached where no active record required	0	0	0	0	6
Left England so no longer active record	0	0	0	0	0
Found to be a duplicate record	0	0	0	0	0
Deceased	0	0	0	0	0
Custodial Sentence	0	0	0	0	0
Cannot Be Contacted	0	0	0	0	0
Refused to disclose activity	0	0	0	0	0
Unknown Activity	0	0	0	0	0
Other Reason	0	0	3	3	0
Joining NEET Total	3	1	2	6	0
Education	0	0	0	0	0
Employment	0	0	1	1	0
Training	1	0	0	1	0
Re-engagement Provision	0	0	0	0	0
From other area	0	0	0	0	0
Other (inc custodial sentence)	2	1	1	4	0
Joiners>Leavers	1	0	8	9	6

16-18 Year Old NEET Labour Market Summary	No	%
Available:		
Working not for reward	5	4.20%
Not yet ready for work or learning	5	4.20%
Start Date agreed (other)	1	0.84%
Start Date agreed (RPA compliant)	2	1.68%
Seeking EET	106	89.08%
Available Total	119	100%
Unavailable:		
Young carers	1	5.56%
Teenage parents	4	22.22%
Illness	11	61.11%
Pregnancy	2	11.11%
Religious grounds	0	0.00%
Unlikely to be economically active	0	0.00%
Other reason	0	0.00%
Unavailable Total	18	100%

NEET Leavers and Joiners



% of Vulnerable Cohorts who are NEET



Education and Young People's Services Performance Management

NEET Monthly Report - Shepway

16-18 year old cohort by Vulnerable Group	Mar-16	Feb-16	Jan-16	Dec-15	Nov-15	Oct-15	Sep-15	Aug-15	Jul-15	Jun-15	May-15	Apr-15	Mar-15
Children in Care	110	108	105	112	110	76	70	60	61	62	62	59	59
subset CIC resp. not known	0	0	0	1	1	0	0	0	0				
subset CIC KCC responsibility	95	93	90	96	93	59	54	50	51				
subset CIC OOC responsibility	15	15	15	15	16	17	16	10	10				
Caring for own child	25	24	21	18	17	18	17	48	48	47	41	38	34
Asylum seeker	46	44	44	39	38	5	2	2	2	2	2	2	2
Carer not own child	2	2	2	2	2	1	1	4	4	4	4	4	4
Substance Misuse	5	6	6	5	5	5	5	9	9	9	9	9	9
Care Leaver	15	16	17	4	4	4	4	17	18	18	18	18	18
subset CL resp. not known	0	0	0	0	0	0	0	0	0				
subset CL KCC responsibility	15	16	17	4	4	4	4	17	18				
subset CL OOC responsibility	0	0	0	0	0	0	0	0	0				
Supervised by YOT	13	14	12	6	6	25	25	27	26	26	27	26	25
Pregnancy	17	16	15	13	12	13	13	23	21	21	19	17	15
Parent not caring for own child	2	2	2	2	2	2	2	4	4	4	4	4	4
SEND (16-18 year olds)	165	166	164	162	163	162	152	154	154	154	153	153	153
SEND (19+ year olds)	30	31	38	43	45	51	54	285	286	286	286	286	286
Total 16-18 cohort with at least one vulnerable group	318	318	309	289	288	272	258	307	306	305	300	292	286

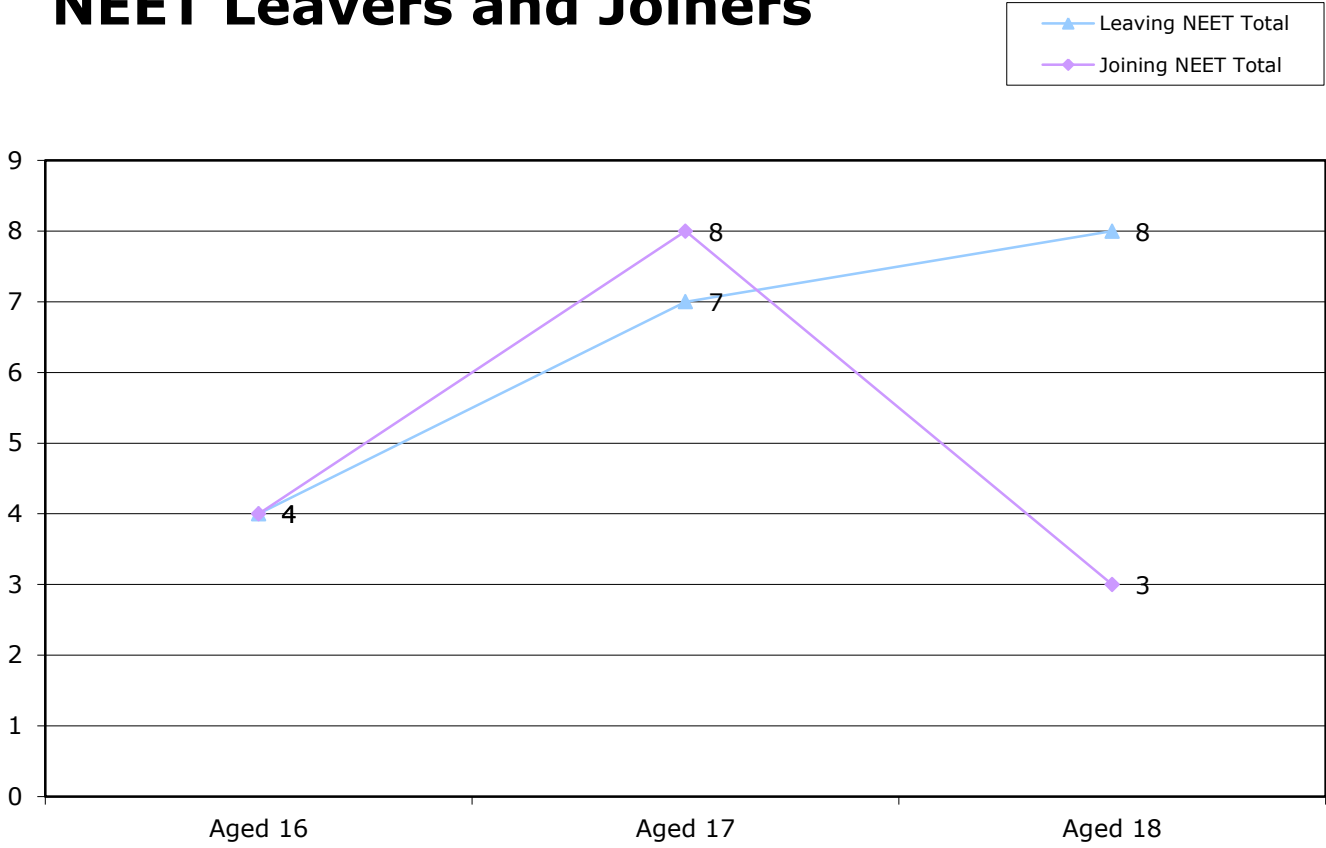
16-18 year old NEET by Vulnerable Group	Mar-16	Feb-16	Jan-16	Dec-15	Nov-15	Oct-15	Sep-15	Aug-15	Jul-15	Jun-15	May-15	Apr-15	Mar-15
Children in Care	11	9	9	11	10	10	9	11	11	11	11	10	11
subset CIC resp. not known	0	0	0	0	0	0	0	0	0				
subset CIC KCC responsibility	11	9	9	11	10	9	8	10	10				
subset CIC OOC responsibility	0	0	0	0	0	1	1	1	1				
Caring for own child	19	18	16	13	12	12	12	34	34	34	28	26	22
Asylum seeker	1	0	0	1	1	2	1	1	1	1	1	1	1
Carer not own child	2	2	2	2	2	1	1	3	3	3	3	3	3
Substance Misuse	0	0	0	0	0	0	0	1	1	1	1	1	1
Care Leaver	3	3	2	1	1	1	1	7	7	7	7	6	6
subset CL resp. not known	0	0	0	0	0	0	0	0	0				
subset CL KCC responsibility	3	3	2	1	1	1	1	7	7				
subset CL OOC responsibility	0	0	0	0	0	0	0	0	0				
Supervised by YOT	6	5	3	0	0	5	6	9	8	8	9	7	6
Pregnancy	9	9	9	7	6	7	7	15	13	13	14	13	11
Parent not caring for own child	0	0	0	0	0	0	0	1	1	1	1	1	1
SEND (16-18 year olds)	18	22	20	13	15	13	13	18	16	15	14	15	17
SEND (19+ year olds)	3	3	8	9	9	10	12	77	77	77	77	76	77
Total 16-18 NEET with at least one vulnerable group	61	61	53	43	42	44	44	88	83	82	79	74	70

16-18 year old Not Knowns by Vulnerable Group	Mar-16	Feb-16	Jan-16	Dec-15	Nov-15	Oct-15	Sep-15	Aug-15	Jul-15	Jun-15	May-15	Apr-15	Mar-15
Children in Care	4	4	5	15	20	26	34	27	21	10	10	6	5
subset CIC resp. not known	0	0	0	0	0	0	0	0	0				
subset CIC KCC responsibility	2	2	3	13	17	21	26	23	17				
subset CIC OOC responsibility	2	2	2	2	3	5	8	4	4				
Caring for own child	3	3	3	3	3	4	3	9	9	6	6	7	6
Asylum seeker	1	1	1	3	4	0	0	0	0	0	0	0	0
Carer not own child	0	0	0	0	0	0	0	1	1	1	1	0	0
Substance Misuse	1	1	1	2	2	2	3	4	5	3	2	2	1
Care Leaver	1	2	5	2	2	2	2	7	7	4	4	3	3
subset CL resp. not known	0	0	0	0	0	0	0	0	0				
subset CL KCC responsibility	1	2	5	2	2	2	2	7	7				
subset CL OOC responsibility	0	0	0	0	0	0	0	0	0				
Supervised by YOT	2	1	2	2	3	13	12	12	12	6	6	4	1
Pregnancy	3	3	3	4	4	4	4	4	3	2	1	1	1
Parent not caring for own child	1	1	1	2	2	2	2	3	3	2	2	2	1
SEND (16-18 year olds)	5	4	6	23	27	35	76	74	72	30	27	24	19
SEND (19+ year olds)	20	20	23	25	26	33	38	198	195	184	184	178	165
Total not known with at least one vulnerable group	14	15	20	42	51	75	122	125	116	54	49	42	31

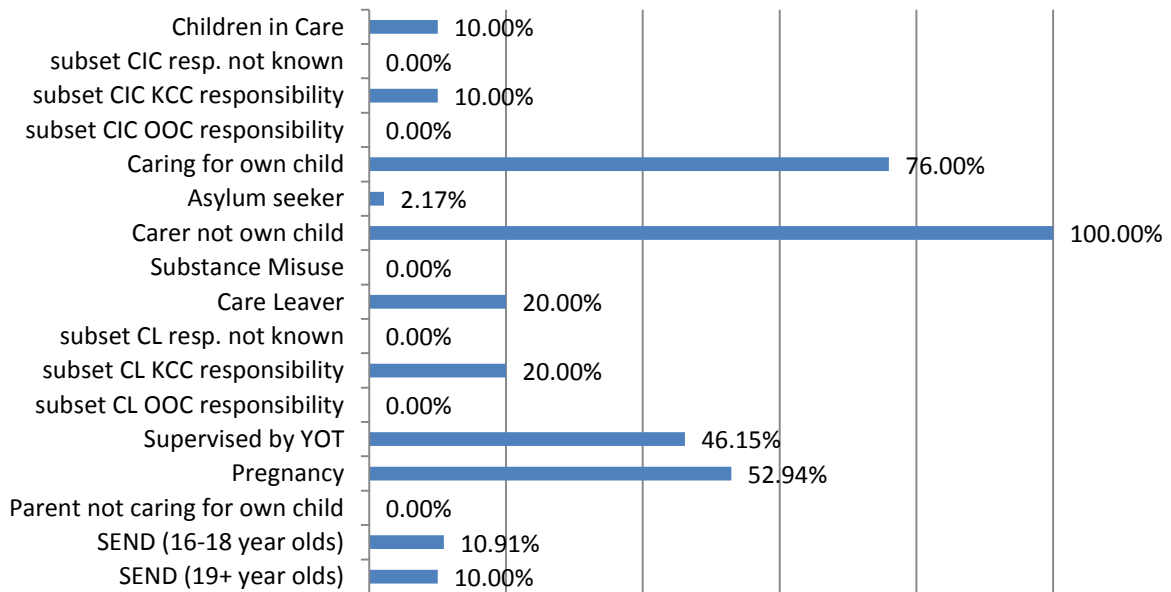
16-18 Year old NEET Leavers & Joiners	Aged 16	Aged 17	Aged 18	16-18 Total	Aged 19
Leaving NEET Total	4	7	8	19	7
Education	0	1	0	1	0
Employment	1	5	8	14	0
Government supported training	1	0	0	1	0
Re-engagement Provision	0	0	0	0	0
Transfer to another LA	0	0	0	0	0
Age reached where no active record required	0	0	0	0	7
Left England so no longer active record	1	0	0	1	0
Found to be a duplicate record	0	0	0	0	0
Deceased	0	0	0	0	0
Custodial Sentence	1	1	0	2	0
Cannot Be Contacted	0	0	0	0	0
Refused to disclose activity	0	0	0	0	0
Unknown Activity	0	0	0	0	0
Other Reason	0	0	0	0	0
Joining NEET Total	4	8	3	15	0
Education	2	2	0	4	0
Employment	0	0	1	1	0
Training	1	1	0	2	0
Re-engagement Provision	0	0	0	0	0
From other area	0	0	0	0	0
Other (inc custodial sentence)	1	5	2	8	0
Joiners>Leavers	0	-1	5	4	7

16-18 Year Old NEET Labour Market Summary	No	%
Available:		
Working not for reward	3	2.27%
Not yet ready for work or learning	8	6.06%
Start Date agreed (other)	4	3.03%
Start Date agreed (RPA compliant)	2	1.52%
Seeking EET	115	87.12%
Available Total	132	100%
Unavailable:		
Young carers	2	5.26%
Teenage parents	15	39.47%
Illness	15	39.47%
Pregnancy	6	15.79%
Religious grounds	0	0.00%
Unlikely to be economically active	0	0.00%
Other reason	0	0.00%
Unavailable Total	38	100%

NEET Leavers and Joiners



% of Vulnerable Cohorts who are NEET



Education and Young People's Services Performance Management

NEET Monthly Report - Swale

16-18 year old cohort by Vulnerable Group	Mar-16	Feb-16	Jan-16	Dec-15	Nov-15	Oct-15	Sep-15	Aug-15	Jul-15	Jun-15	May-15	Apr-15	Mar-15
Children in Care	100	101	94	106	105	97	98	91	94	97	93	94	94
subset CIC resp. not known	0	0	0	0	0	0	0	0	1				
subset CIC KCC responsibility	61	62	54	53	52	41	41	46	47				
subset CIC OOC responsibility	39	39	40	53	53	56	57	45	46				
Caring for own child	41	36	32	29	27	24	23	45	44	44	43	38	37
Asylum seeker	29	29	26	14	13	2	2	5	5	5	5	5	5
Carer not own child	12	11	9	9	8	7	7	12	12	12	12	12	10
Substance Misuse	3	2	2	2	2	2	2	3	3	3	3	3	3
Care Leaver	22	23	23	3	3	3	3	8	8	8	8	7	7
subset CL resp. not known	1	1	1	1	1	1	1	0	0				
subset CL KCC responsibility	17	18	18	0	0	0	0	6	6				
subset CL OOC responsibility	4	4	4	2	2	2	2	2	2				
Supervised by YOT	17	17	10	12	12	21	20	20	20	20	18	18	18
Pregnancy	29	28	26	25	22	24	23	37	38	37	34	30	26
Parent not caring for own child	1	1	1	1	1	1	1	2	2	2	2	2	2
SEND (16-18 year olds)	252	252	254	253	252	250	243	227	228	227	227	227	228
SEND (19+ year olds)	39	42	48	53	60	64	69	427	430	430	430	430	430
Total 16-18 cohort with at least one vulnerable group	429	422	407	389	381	374	364	401	403	404	396	387	382

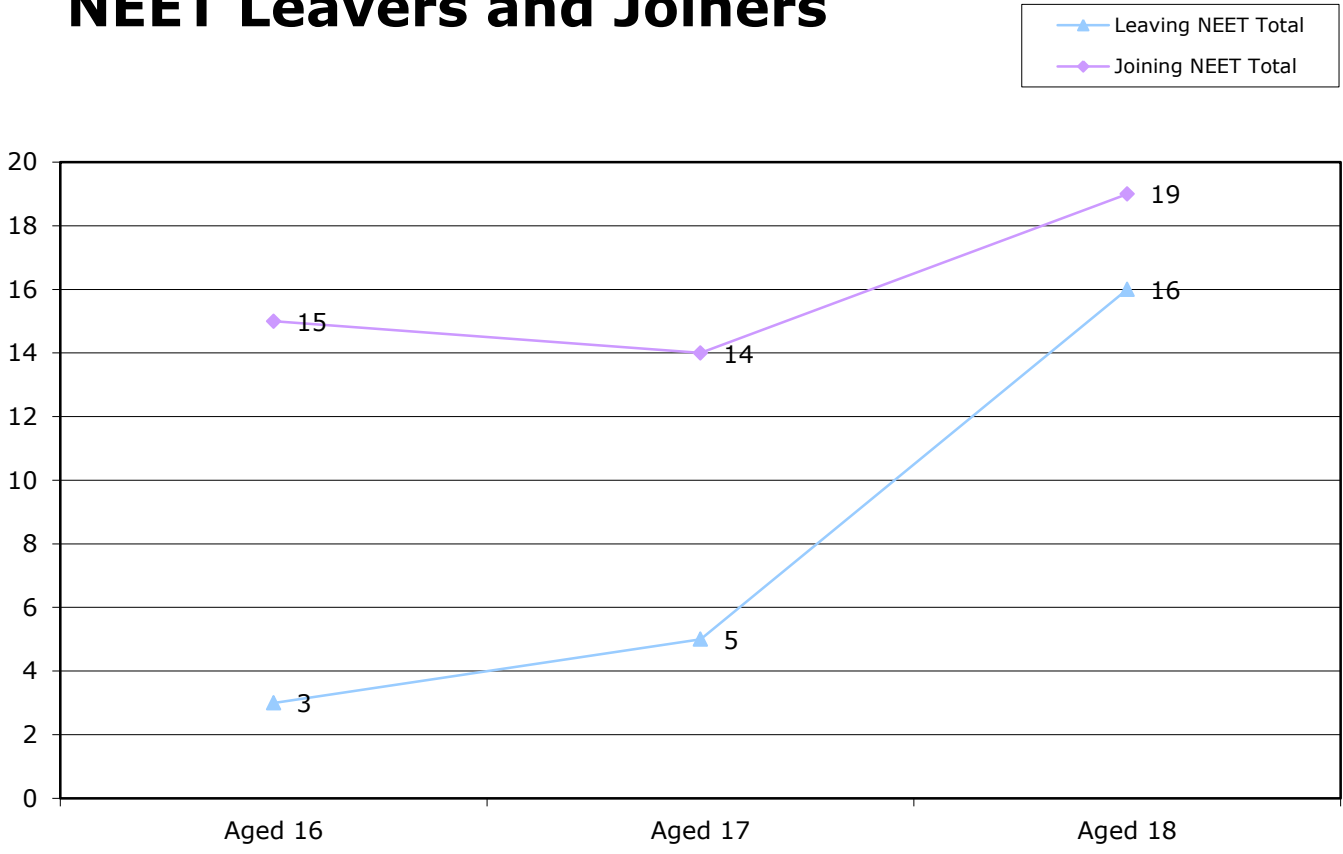
16-18 year old NEET by Vulnerable Group	Mar-16	Feb-16	Jan-16	Dec-15	Nov-15	Oct-15	Sep-15	Aug-15	Jul-15	Jun-15	May-15	Apr-15	Mar-15
Children in Care	11	8	8	10	10	11	8	12	14	12	12	13	12
subset CIC resp. not known	0	0	0	0	0	0	0	0	1				
subset CIC KCC responsibility	7	5	6	6	6	6	5	7	8				
subset CIC OOC responsibility	4	3	2	4	4	5	3	5	5				
Caring for own child	38	33	27	26	23	21	19	39	39	39	38	33	34
Asylum seeker	1	0	0	0	0	0	0	0	0	0	0	0	0
Carer not own child	7	6	4	4	3	2	2	6	6	7	7	6	5
Substance Misuse	0	0	0	0	0	0	0	0	0	0	0	0	0
Care Leaver	7	7	4	1	1	1	2	1	1	1	1	1	1
subset CL resp. not known	0	0	0	0	0	0	1	0	0				
subset CL KCC responsibility	5	6	3	0	0	1	0	0	0				
subset CL OOC responsibility	2	1	1	1	1	0	1	1	1				
Supervised by YOT	6	3	3	5	5	6	5	6	6	4	4	3	3
Pregnancy	22	20	19	17	13	13	13	26	27	26	25	20	18
Parent not caring for own child	1	1	1	1	1	1	1	1	1	1	0	0	0
SEND (16-18 year olds)	39	38	33	30	29	25	26	35	36	30	31	33	30
SEND (19+ year olds)	5	5	6	8	11	11	11	115	118	117	113	112	112
Total 16-18 NEET with at least one vulnerable group	118	104	91	85	76	69	66	116	118	111	110	101	96

16-18 year old Not Knowns by Vulnerable Group	Mar-16	Feb-16	Jan-16	Dec-15	Nov-15	Oct-15	Sep-15	Aug-15	Jul-15	Jun-15	May-15	Apr-15	Mar-15
Children in Care	3	5	7	30	30	48	73	51	41	16	17	14	10
subset CIC resp. not known	0	0	0	0	0	0	0	0	0				
subset CIC KCC responsibility	0	2	2	14	14	20	27	25	20				
subset CIC OOC responsibility	3	3	5	16	16	28	46	26	21				
Caring for own child	1	1	1	1	2	2	2	4	4	3	3	2	2
Asylum seeker	0	1	1	1	1	1	1	4	3	0	0	0	0
Carer not own child	0	0	0	0	0	1	3	5	5	1	1	1	1
Substance Misuse	1	1	2	2	2	2	1	2	2	1	1	1	1
Care Leaver	3	4	8	0	0	0	1	6	6	3	2	2	2
subset CL resp. not known	0	0	0	0	0	0	0	0	0				
subset CL KCC responsibility	2	3	7	0	0	0	0	5	5				
subset CL OOC responsibility	1	1	1	0	0	0	1	1	1				
Supervised by YOT	2	2	2	2	3	11	12	11	9	5	3	3	1
Pregnancy	5	5	5	6	7	10	9	10	8	6	6	6	3
Parent not caring for own child	0	0	0	0	0	0	0	1	1	0	1	0	0
SEND (16-18 year olds)	15	17	25	37	41	66	139	116	107	33	32	32	28
SEND (19+ year olds)	16	18	22	25	26	29	54	301	297	262	262	262	256
Total not known with at least one vulnerable group	28	32	45	65	72	116	202	184	163	59	56	52	41

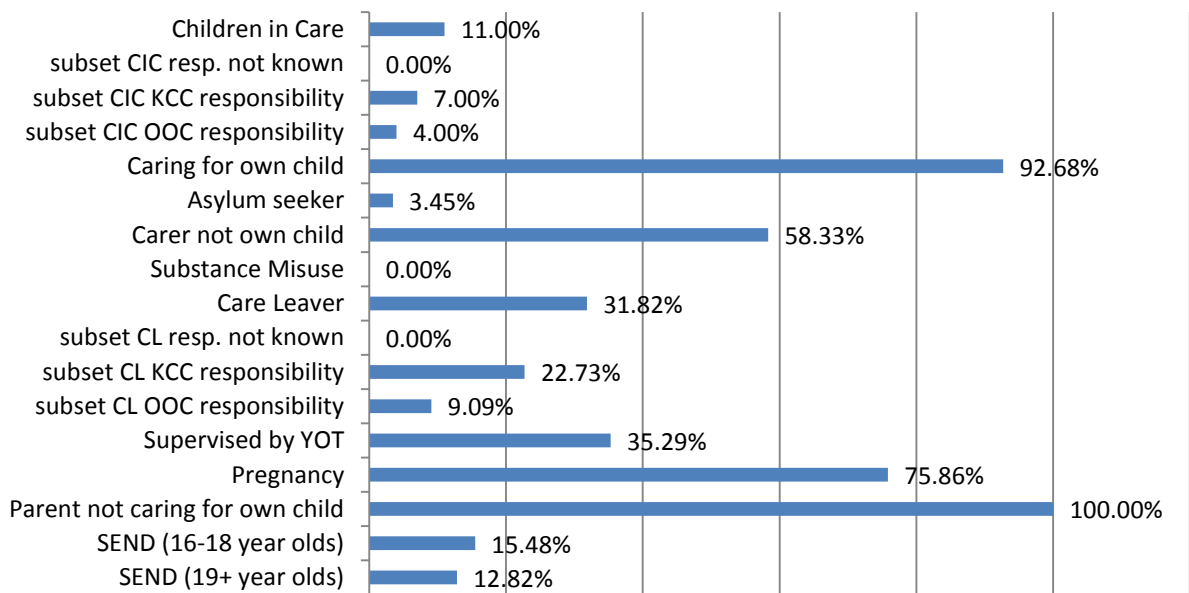
16-18 Year old NEET Leavers & Joiners	Aged 16	Aged 17	Aged 18	16-18 Total	Aged 19
Leaving NEET Total	3	5	16	24	17
Education	0	1	0	1	0
Employment	2	4	12	18	0
Government supported training	1	0	2	3	1
Re-engagement Provision	0	0	0	0	0
Transfer to another LA	0	0	1	1	0
Age reached where no active record required	0	0	0	0	15
Left England so no longer active record	0	0	0	0	0
Found to be a duplicate record	0	0	0	0	0
Deceased	0	0	0	0	0
Custodial Sentence	0	0	0	0	0
Cannot Be Contacted	0	0	0	0	0
Refused to disclose activity	0	0	0	0	0
Unknown Activity	0	0	0	0	0
Other Reason	0	0	1	1	1
Joining NEET Total	15	14	19	48	0
Education	10	6	1	17	0
Employment	1	1	6	8	0
Training	2	1	1	4	0
Re-engagement Provision	0	0	0	0	0
From other area	0	0	0	0	0
Other (inc custodial sentence)	2	6	11	19	0
Joiners>Leavers	-12	-9	-3	-24	17

16-18 Year Old NEET Labour Market Summary	No	%
Available:		
Working not for reward	8	2.85%
Not yet ready for work or learning	10	3.56%
Start Date agreed (other)	2	0.71%
Start Date agreed (RPA compliant)	4	1.42%
Seeking EET	257	91.46%
Available Total	281	100%
Unavailable:		
Young carers	5	6.02%
Teenage parents	32	38.55%
Illness	27	32.53%
Pregnancy	18	21.69%
Religious grounds	0	0.00%
Unlikely to be economically active	1	1.20%
Other reason	0	0.00%
Unavailable Total	83	100%

NEET Leavers and Joiners



% of Vulnerable Cohorts who are NEET



Education and Young People's Services Performance Management

NEET Monthly Report - Thanet

16-18 year old cohort by Vulnerable Group	Mar-16	Feb-16	Jan-16	Dec-15	Nov-15	Oct-15	Sep-15	Aug-15	Jul-15	Jun-15	May-15	Apr-15	Mar-15
Children in Care	154	153	153	167	166	146	144	157	157	158	154	154	155
subset CIC resp. not known	0	0	0	0	0	0	0	0	0				
subset CIC KCC responsibility	116	115	114	118	116	99	99	105	105				
subset CIC OOC responsibility	38	38	39	49	50	47	45	52	52				
Caring for own child	49	49	48	47	45	40	39	69	69	66	65	66	66
Asylum seeker	28	26	26	24	23	5	5	5	5	5	5	5	5
Carer not own child	10	10	10	10	10	10	10	13	12	12	12	12	11
Substance Misuse	8	8	8	8	8	8	8	6	6	6	6	6	6
Care Leaver	35	34	33	3	3	3	3	18	18	17	17	17	17
subset CL resp. not known	0	0	0	0	0	0	0	0	0				
subset CL KCC responsibility	33	32	31	1	1	1	1	16	16				
subset CL OOC responsibility	2	2	2	2	2	2	2	2	2				
Supervised by YOT	33	30	16	26	26	44	43	42	42	42	42	43	43
Pregnancy	23	24	22	21	19	20	20	35	35	36	34	31	31
Parent not caring for own child	2	2	2	1	1	1	1	2	2	2	2	2	2
SEND (16-18 year olds)	287	286	289	290	291	290	308	276	277	277	278	279	280
SEND (19+ year olds)	36	44	50	54	58	61	66	453	461	461	461	461	461
Total 16-18 cohort with at least one vulnerable group	522	518	506	496	492	475	492	525	524	523	519	517	517

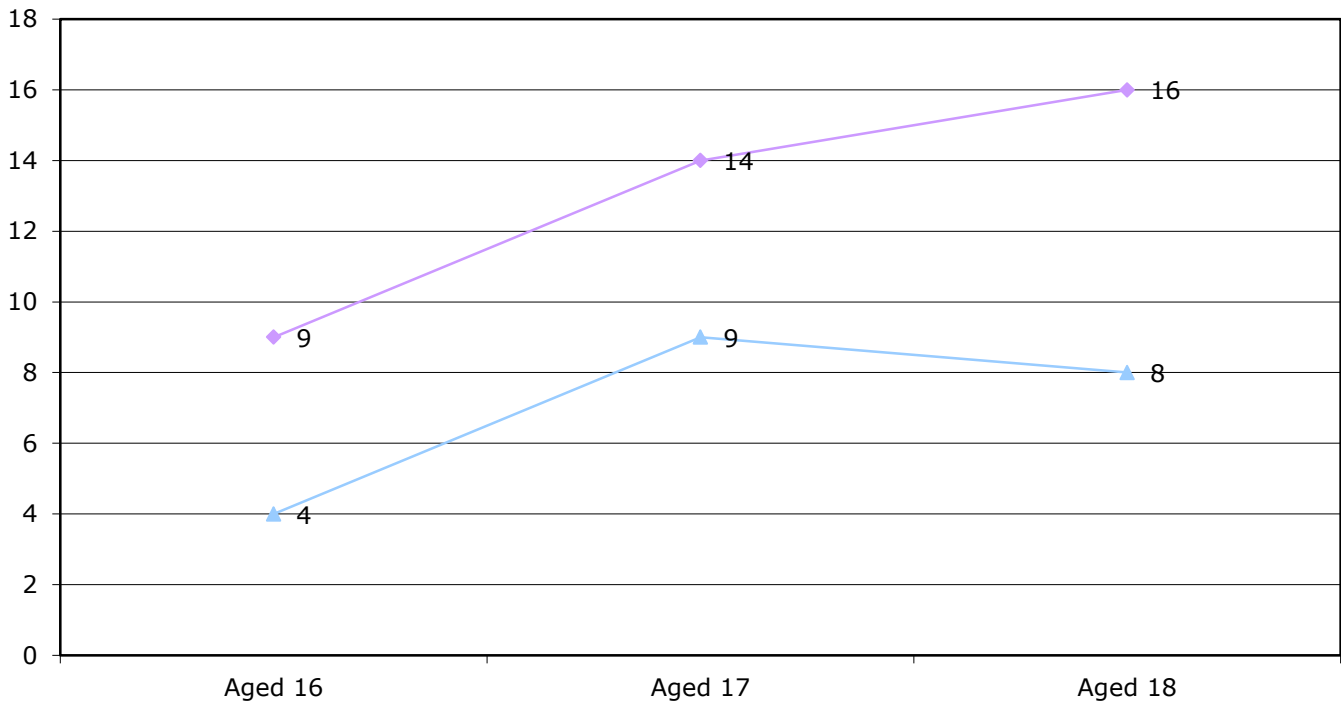
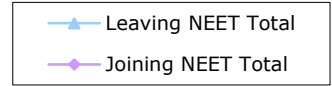
16-18 year old NEET by Vulnerable Group	Mar-16	Feb-16	Jan-16	Dec-15	Nov-15	Oct-15	Sep-15	Aug-15	Jul-15	Jun-15	May-15	Apr-15	Mar-15
Children in Care	23	22	19	19	21	18	20	22	22	24	24	23	20
subset CIC resp. not known	0	0	0	0	0	0	0	0	0				
subset CIC KCC responsibility	22	21	18	18	20	17	17	19	19				
subset CIC OOC responsibility	1	1	1	1	1	1	3	3	3				
Caring for own child	31	31	30	29	26	21	23	43	44	41	41	41	39
Asylum seeker	0	0	0	1	1	1	0	0	0	0	0	0	0
Carer not own child	4	4	4	3	3	3	4	6	5	5	5	6	5
Substance Misuse	2	2	1	2	3	3	3	2	2	1	1	1	1
Care Leaver	11	10	12	2	2	2	2	7	7	6	6	7	7
subset CL resp. not known	0	0	0	0	0	0	0	0	0				
subset CL KCC responsibility	10	9	11	1	1	1	1	6	6				
subset CL OOC responsibility	1	1	1	1	1	1	1	1	1				
Supervised by YOT	14	11	7	8	8	18	18	17	17	15	16	19	18
Pregnancy	17	18	16	15	12	12	14	24	24	25	24	21	21
Parent not caring for own child	2	1	1	1	1	1	1	2	2	2	2	2	2
SEND (16-18 year olds)	30	30	32	26	26	22	25	31	32	29	29	30	29
SEND (19+ year olds)	3	5	8	9	10	8	9	116	122	121	120	120	120
Total 16-18 NEET with at least one vulnerable group	105	102	99	87	85	80	85	130	130	125	124	123	117

16-18 year old Not Knowns by Vulnerable Group	Mar-16	Feb-16	Jan-16	Dec-15	Nov-15	Oct-15	Sep-15	Aug-15	Jul-15	Jun-15	May-15	Apr-15	Mar-15
Children in Care	2	2	5	33	42	66	99	90	80	24	24	24	23
subset CIC resp. not known	0	0	0	0	0	0	0	0	0				
subset CIC KCC responsibility	1	2	3	19	23	42	63	55	48				
subset CIC OOC responsibility	1	0	2	14	19	24	36	35	32				
Caring for own child	4	5	4	7	8	12	13	20	19	10	9	9	9
Asylum seeker	1	1	1	1	1	1	4	4	3	2	2	2	2
Carer not own child	1	1	1	1	1	1	5	6	5	1	1	1	1
Substance Misuse	1	1	2	2	2	3	5	3	2	0	0	0	0
Care Leaver	9	9	9	1	1	1	1	9	8	3	3	3	3
subset CL resp. not known	0	0	0	0	0	0	0	0	0				
subset CL KCC responsibility	8	8	8	0	0	0	0	8	7				
subset CL OOC responsibility	1	1	1	1	1	1	1	1	1				
Supervised by YOT	0	1	0	9	11	17	21	15	11	4	4	2	3
Pregnancy	0	0	0	0	2	3	4	10	8	4	4	4	2
Parent not caring for own child	0	0	0	0	0	0	0	0	0	0	0	0	0
SEND (16-18 year olds)	13	12	25	46	63	100	223	169	158	45	46	46	46
SEND (19+ year olds)	18	23	26	28	34	41	53	330	327	306	307	303	295
Total not known with at least one vulnerable group	29	30	42	79	104	163	320	271	246	74	74	75	72

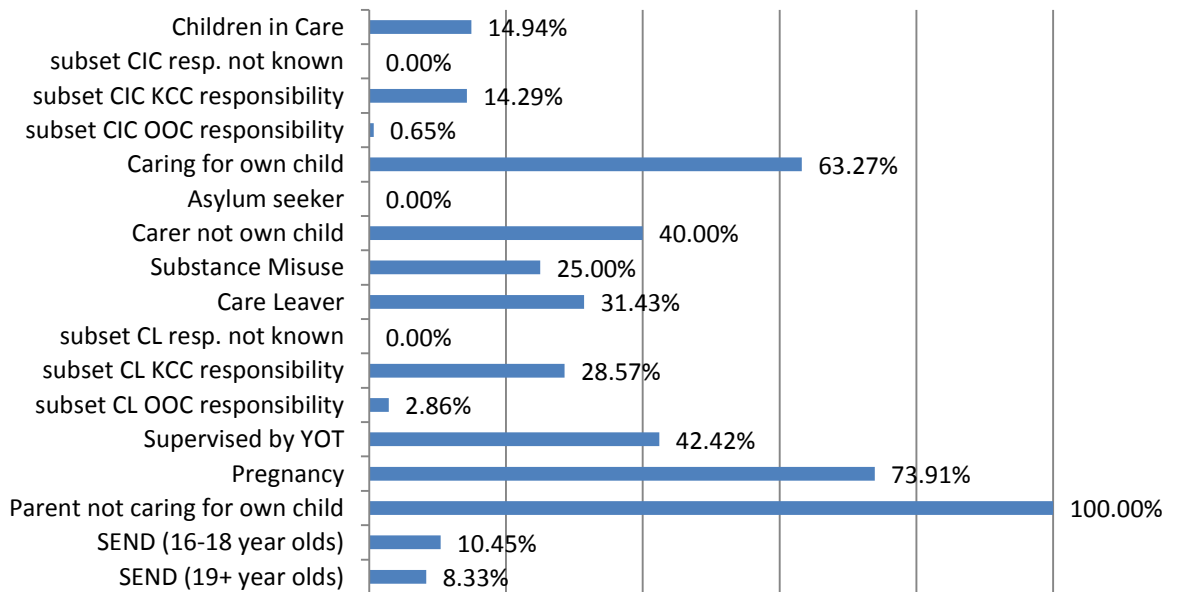
16-18 Year old NEET Leavers & Joiners	Aged 16	Aged 17	Aged 18	16-18 Total	Aged 19
Leaving NEET Total	4	9	8	21	14
Education	1	1	0	2	0
Employment	3	3	6	12	0
Government supported training	0	4	2	6	0
Re-engagement Provision	0	0	0	0	0
Transfer to another LA	0	1	0	1	0
Age reached where no active record required	0	0	0	0	14
Left England so no longer active record	0	0	0	0	0
Found to be a duplicate record	0	0	0	0	0
Deceased	0	0	0	0	0
Custodial Sentence	0	0	0	0	0
Cannot Be Contacted	0	0	0	0	0
Refused to disclose activity	0	0	0	0	0
Unknown Activity	0	0	0	0	0
Other Reason	0	0	0	0	0
Joining NEET Total	9	14	16	39	0
Education	3	2	0	5	0
Employment	0	2	10	12	0
Training	1	3	1	5	0
Re-engagement Provision	0	0	0	0	0
From other area	0	0	0	0	0
Other (inc custodial sentence)	5	7	5	17	0
Joiners>Leavers	-5	-5	-8	-18	14

16-18 Year Old NEET Labour Market Summary	No	%
Available:		
Working not for reward	5	2.45%
Not yet ready for work or learning	14	6.86%
Start Date agreed (other)	1	0.49%
Start Date agreed (RPA compliant)	2	0.98%
Seeking EET	182	89.22%
Available Total	204	100%
Unavailable:		
Young carers	3	4.62%
Teenage parents	26	40.00%
Illness	30	46.15%
Pregnancy	6	9.23%
Religious grounds	0	0.00%
Unlikely to be economically active	0	0.00%
Other reason	0	0.00%
Unavailable Total	65	100%

NEET Leavers and Joiners



% of Vulnerable Cohorts who are NEET



Education and Young People's Services Performance Management

NEET Monthly Report - Tonbridge & Malling

16-18 year old cohort by Vulnerable Group	Mar-16	Feb-16	Jan-16	Dec-15	Nov-15	Oct-15	Sep-15	Aug-15	Jul-15	Jun-15	May-15	Apr-15	Mar-15
Children in Care	29	29	24	32	33	35	37	34	34	34	32	32	32
subset CIC resp. not known	0	0	0	0	0	0	0	0	0				
subset CIC KCC responsibility	23	23	18	22	23	23	25	24	24				
subset CIC OOC responsibility	6	6	6	10	10	12	12	10	10				
Caring for own child	10	9	9	9	9	9	9	26	26	25	25	25	26
Asylum seeker	1	1	1	1	1	0	0	0	0	0	0	0	0
Carer not own child	9	9	9	9	9	8	9	11	11	11	11	11	11
Substance Misuse	3	3	3	3	3	3	3	4	4	4	4	4	4
Care Leaver	5	5	5	0	0	0	0	0	0	0	0	0	0
subset CL resp. not known	0	0	0	0	0	0	0	0	0				
subset CL KCC responsibility	4	4	4	0	0	0	0	0	0				
subset CL OOC responsibility	1	1	1	0	0	0	0	0	0				
Supervised by YOT	14	13	11	12	4	11	11	13	13	13	13	11	11
Pregnancy	8	8	7	7	7	5	5	10	10	11	11	11	11
Parent not caring for own child	1	1	1	1	1	1	1	1	1	1	1	1	1
SEND (16-18 year olds)	170	170	169	170	170	165	164	138	138	138	139	139	139
SEND (19+ year olds)	26	26	29	31	33	39	40	273	273	273	273	273	273
Total 16-18 cohort with at least one vulnerable group	232	231	225	228	223	218	219	214	214	214	212	211	212

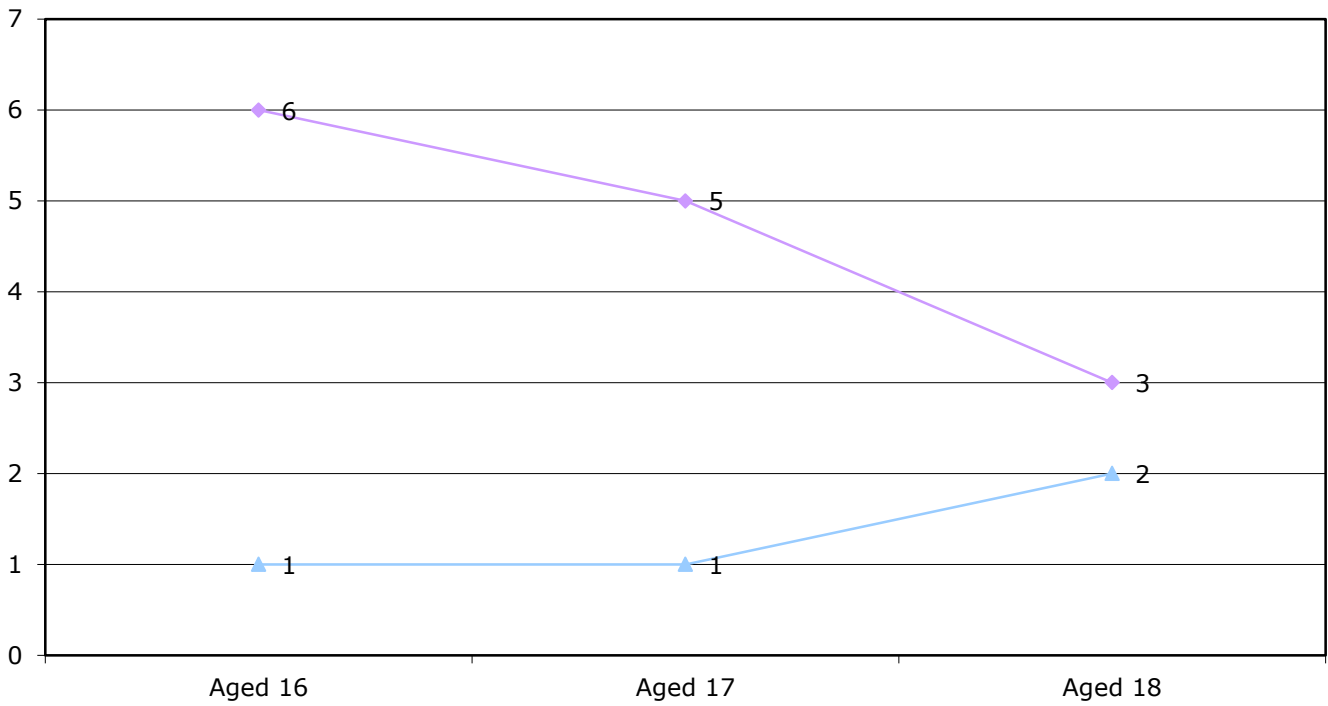
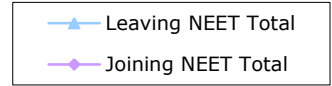
16-18 year old NEET by Vulnerable Group	Mar-16	Feb-16	Jan-16	Dec-15	Nov-15	Oct-15	Sep-15	Aug-15	Jul-15	Jun-15	May-15	Apr-15	Mar-15
Children in Care	1	2	1	1	2	2	3	4	5	4	2	1	1
subset CIC resp. not known	0	0	0	0	0	0	0	0	0				
subset CIC KCC responsibility	1	2	1	1	2	2	3	4	5				
subset CIC OOC responsibility	0	0	0	0	0	0	0	0	0				
Caring for own child	9	8	8	8	8	8	9	21	21	20	20	20	21
Asylum seeker	0	0	0	0	0	0	0	0	0	0	0	0	0
Carer not own child	2	2	2	2	2	1	1	3	4	4	4	3	3
Substance Misuse	0	0	0	0	0	0	0	0	0	0	1	1	1
Care Leaver	2	2	0	0	0	0	0	0	0	0	0	0	0
subset CL resp. not known	0	0	0	0	0	0	0	0	0				
subset CL KCC responsibility	1	1	0	0	0	0	0	0	0				
subset CL OOC responsibility	1	1	0	0	0	0	0	0	0				
Supervised by YOT	4	2	1	1	0	4	5	7	6	6	7	6	6
Pregnancy	7	7	6	6	6	5	5	9	9	10	10	10	10
Parent not caring for own child	0	0	0	0	0	0	0	0	0	0	1	1	1
SEND (16-18 year olds)	18	18	17	16	12	8	11	14	13	13	12	11	11
SEND (19+ year olds)	3	3	4	5	4	4	4	52	51	49	48	48	48
Total 16-18 NEET with at least one vulnerable group	41	39	33	32	29	26	32	52	52	51	50	48	49

16-18 year old Not Knowns by Vulnerable Group	Mar-16	Feb-16	Jan-16	Dec-15	Nov-15	Oct-15	Sep-15	Aug-15	Jul-15	Jun-15	May-15	Apr-15	Mar-15
Children in Care	2	1	1	11	13	19	27	21	18	8	9	10	8
subset CIC resp. not known	0	0	0	0	0	0	0	0	0				
subset CIC KCC responsibility	1	0	0	5	7	10	15	13	11				
subset CIC OOC responsibility	1	1	1	6	6	9	12	8	7				
Caring for own child	0	0	0	0	0	0	0	5	3	2	2	1	1
Asylum seeker	0	0	0	0	0	0	0	0	0	0	0	0	0
Carer not own child	1	1	2	2	2	2	6	5	4	1	1	1	0
Substance Misuse	0	0	0	0	1	1	2	3	2	1	1	1	1
Care Leaver	1	1	3	0	0	0	0	0	0	0	0	0	0
subset CL resp. not known	0	0	0	0	0	0	0	0	0				
subset CL KCC responsibility	1	1	2	0	0	0	0	0	0				
subset CL OOC responsibility	0	0	1	0	0	0	0	0	0				
Supervised by YOT	2	2	1	3	2	2	3	3	2	1	0	0	0
Pregnancy	0	0	0	0	0	0	0	1	0	0	0	0	0
Parent not caring for own child	0	1	1	1	0	0	0	0	0	0	0	0	0
SEND (16-18 year olds)	8	7	11	18	26	35	92	62	55	16	17	18	16
SEND (19+ year olds)	5	5	10	11	15	23	35	209	207	197	197	197	187
Total not known with at least one vulnerable group	14	13	19	32	39	51	119	91	79	27	27	27	23

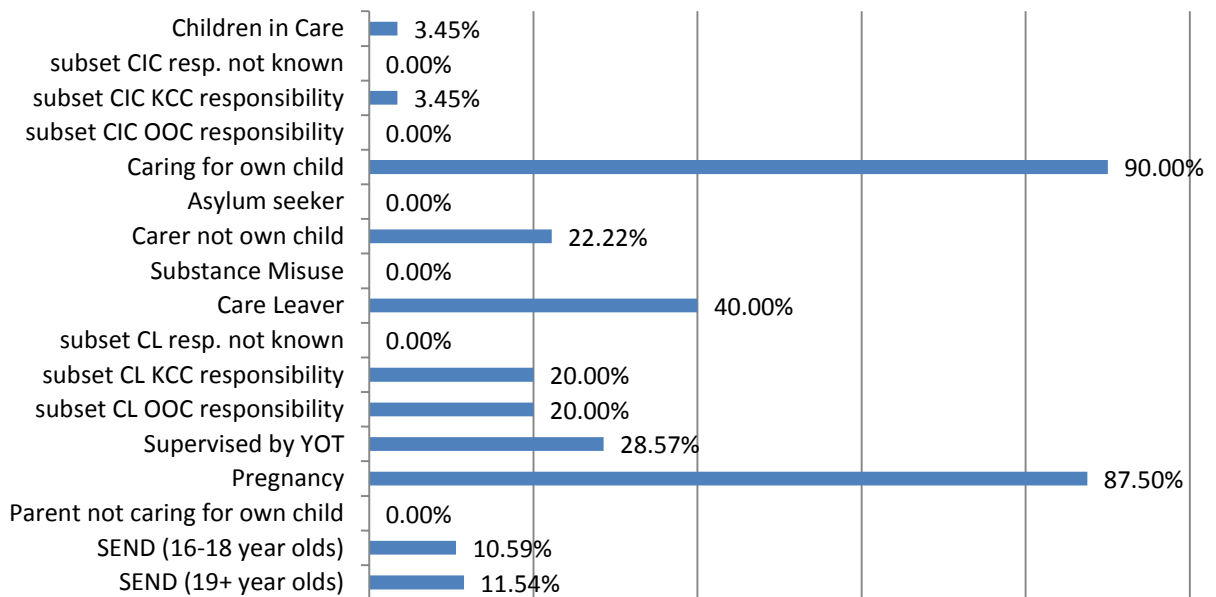
16-18 Year old NEET Leavers & Joiners	Aged 16	Aged 17	Aged 18	16-18 Total	Aged 19
Leaving NEET Total	1	1	2	4	10
Education	0	0	0	0	0
Employment	0	1	1	2	0
Government supported training	1	0	1	2	0
Re-engagement Provision	0	0	0	0	0
Transfer to another LA	0	0	0	0	0
Age reached where no active record required	0	0	0	0	10
Left England so no longer active record	0	0	0	0	0
Found to be a duplicate record	0	0	0	0	0
Deceased	0	0	0	0	0
Custodial Sentence	0	0	0	0	0
Cannot Be Contacted	0	0	0	0	0
Refused to disclose activity	0	0	0	0	0
Unknown Activity	0	0	0	0	0
Other Reason	0	0	0	0	0
Joining NEET Total	6	5	3	14	0
Education	3	0	0	3	0
Employment	1	1	2	4	0
Training	0	0	1	1	0
Re-engagement Provision	0	0	0	0	0
From other area	0	0	0	0	0
Other (inc custodial sentence)	2	4	0	6	0
Joiners>Leavers	-5	-4	-1	-10	10

16-18 Year Old NEET Labour Market Summary	No	%
Available:		
Working not for reward	3	1.86%
Not yet ready for work or learning	1	0.62%
Start Date agreed (other)	4	2.48%
Start Date agreed (RPA compliant)	1	0.62%
Seeking EET	152	94.41%
Available Total	161	100%
Unavailable:		
Young carers	0	0.00%
Teenage parents	8	25.00%
Illness	17	53.13%
Pregnancy	6	18.75%
Religious grounds	0	0.00%
Unlikely to be economically active	1	3.13%
Other reason	0	0.00%
Unavailable Total	32	100%

NEET Leavers and Joiners



% of Vulnerable Cohorts who are NEET



Education and Young People's Services Performance Management

NEET Monthly Report - Tunbridge Wells

16-18 year old cohort by Vulnerable Group	Mar-16	Feb-16	Jan-16	Dec-15	Nov-15	Oct-15	Sep-15	Aug-15	Jul-15	Jun-15	May-15	Apr-15	Mar-15
Children in Care	62	58	52	72	63	14	14	20	19	19	19	18	18
subset CIC resp. not known	0	0	0	0	0	0	0	0	0				
subset CIC KCC responsibility	62	58	52	70	61	12	11	18	17				
subset CIC OOC responsibility	0	0	0	2	2	2	3	2	2				
Caring for own child	13	13	12	10	10	8	8	19	19	19	17	16	15
Asylum seeker	53	49	43	58	50	5	0	4	4	4	4	4	4
Carer not own child	6	6	6	6	6	6	5	6	6	6	5	5	5
Substance Misuse	2	2	2	3	3	3	3	4	4	4	4	4	4
Care Leaver	6	6	6	2	2	2	2	6	6	6	6	6	6
subset CL resp. not known	0	0	0	0	0	0	0	0	0				
subset CL KCC responsibility	5	5	5	1	1	1	1	4	4				
subset CL OOC responsibility	1	1	1	1	1	1	1	2	2				
Supervised by YOT	7	6	8	8	4	15	15	17	16	16	16	16	16
Pregnancy	9	9	8	8	7	8	7	10	10	10	10	9	8
Parent not caring for own child	1	1	1	1	1	1	1	2	2	2	2	2	2
SEND (16-18 year olds)	134	133	132	132	128	133	129	139	140	140	139	138	136
SEND (19+ year olds)	23	24	28	31	34	39	43	225	227	227	227	227	227
Total 16-18 cohort with at least one vulnerable group	229	224	217	229	213	180	169	204	203	203	199	196	192

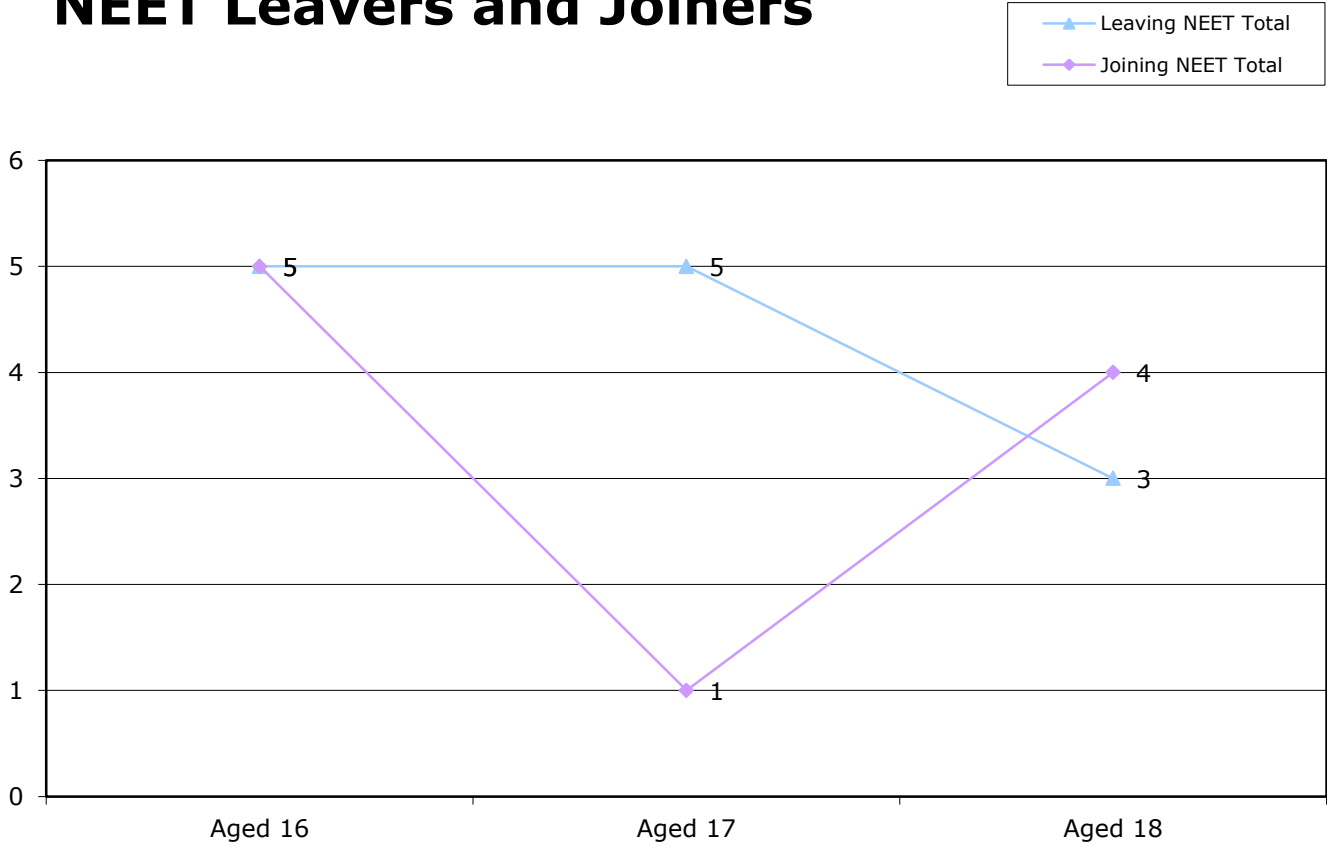
16-18 year old NEET by Vulnerable Group	Mar-16	Feb-16	Jan-16	Dec-15	Nov-15	Oct-15	Sep-15	Aug-15	Jul-15	Jun-15	May-15	Apr-15	Mar-15
Children in Care	3	3	3	4	5	5	4	4	3	2	3	1	1
subset CIC resp. not known	0	0	0	0	0	0	0	0	0				
subset CIC KCC responsibility	3	3	3	3	4	4	3	3	2				
subset CIC OOC responsibility	0	0	0	1	1	1	1	1	1				
Caring for own child	12	12	11	9	9	7	7	16	16	16	15	14	13
Asylum seeker	0	0	0	0	0	0	0	0	0	0	0	0	0
Carer not own child	1	1	1	1	1	1	1	1	1	2	1	1	2
Substance Misuse	2	2	2	2	2	2	2	2	2	2	2	2	2
Care Leaver	3	3	3	2	2	2	2	5	5	5	5	5	5
subset CL resp. not known	0	0	0	0	0	0	0	0	0				
subset CL KCC responsibility	2	2	2	1	1	1	1	3	3				
subset CL OOC responsibility	1	1	1	1	1	1	1	2	2				
Supervised by YOT	2	2	4	4	1	6	6	8	7	6	6	5	5
Pregnancy	7	7	7	7	6	5	4	6	6	6	6	6	6
Parent not caring for own child	0	0	0	0	0	0	0	0	0	0	0	0	0
SEND (16-18 year olds)	14	13	12	10	8	9	10	12	12	11	12	8	7
SEND (19+ year olds)	3	3	4	4	4	4	4	33	34	33	33	32	32
Total 16-18 NEET with at least one vulnerable group	40	40	39	36	31	30	29	45	43	42	41	38	35

16-18 year old Not Knowns by Vulnerable Group	Mar-16	Feb-16	Jan-16	Dec-15	Nov-15	Oct-15	Sep-15	Aug-15	Jul-15	Jun-15	May-15	Apr-15	Mar-15
Children in Care	0	0	0	4	5	5	10	8	7	2	2	2	2
subset CIC resp. not known	0	0	0	0	0	0	0	0	0				
subset CIC KCC responsibility	0	0	0	3	4	4	8	7	7				
subset CIC OOC responsibility	0	0	0	1	1	1	2	1	0				
Caring for own child	0	0	0	0	0	1	1	2	2	1	1	1	0
Asylum seeker	0	0	0	0	1	0	0	2	2	0	0	0	0
Carer not own child	0	0	1	0	1	1	2	1	1	0	0	0	0
Substance Misuse	0	0	0	1	1	1	1	2	1	1	1	1	0
Care Leaver	0	0	0	0	0	0	0	1	1	1	1	1	0
subset CL resp. not known	0	0	0	0	0	0	0	0	0				
subset CL KCC responsibility	0	0	0	0	0	0	0	1	1				
subset CL OOC responsibility	0	0	0	0	0	0	0	0	0				
Supervised by YOT	0	0	0	1	1	5	8	6	5	1	2	2	1
Pregnancy	0	0	0	0	1	3	3	2	1	0	0	0	0
Parent not caring for own child	0	0	0	0	0	0	1	2	2	1	1	1	0
SEND (16-18 year olds)	7	8	8	18	22	36	80	51	50	21	21	19	20
SEND (19+ year olds)	9	9	11	12	14	20	36	183	181	182	182	179	165
Total not known with at least one vulnerable group	7	8	9	19	26	47	99	69	66	24	25	23	22

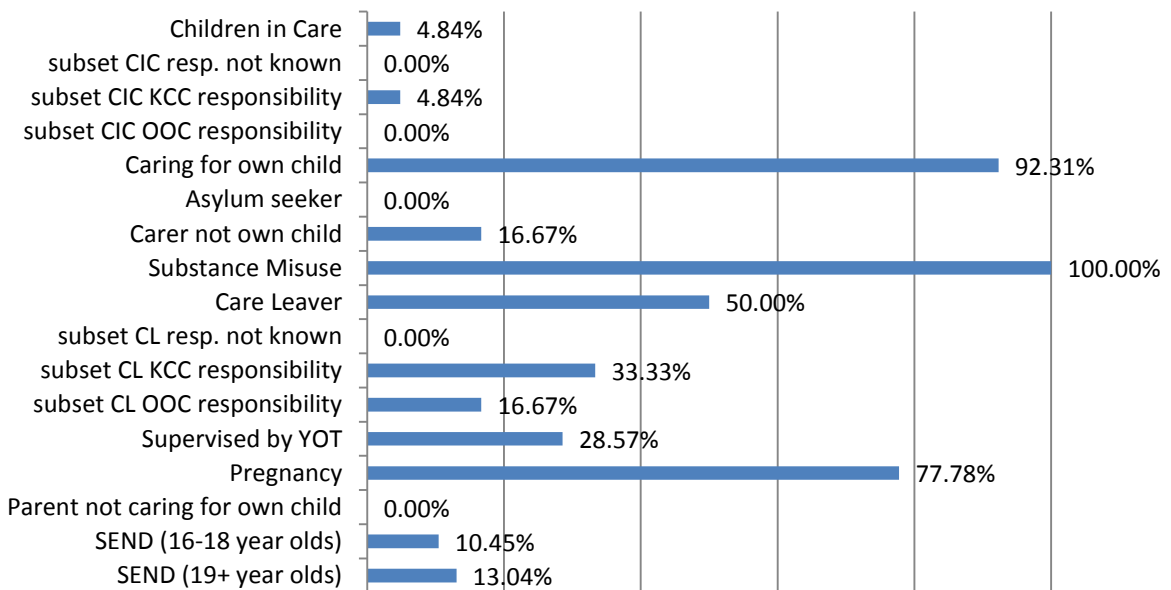
16-18 Year old NEET Leavers & Joiners	Aged 16	Aged 17	Aged 18	16-18 Total	Aged 19
Leaving NEET Total	5	5	3	13	7
Education	1	0	0	1	0
Employment	3	1	3	7	0
Government supported training	0	1	0	1	0
Re-engagement Provision	1	1	0	2	0
Transfer to another LA	0	0	0	0	0
Age reached where no active record required	0	0	0	0	7
Left England so no longer active record	0	0	0	0	0
Found to be a duplicate record	0	0	0	0	0
Deceased	0	0	0	0	0
Custodial Sentence	0	0	0	0	0
Cannot Be Contacted	0	0	0	0	0
Refused to disclose activity	0	0	0	0	0
Unknown Activity	0	0	0	0	0
Other Reason	0	2	0	2	0
Joining NEET Total	5	1	4	10	0
Education	2	1	0	3	0
Employment	0	0	3	3	0
Training	1	0	0	1	0
Re-engagement Provision	0	0	0	0	0
From other area	0	0	0	0	0
Other (inc custodial sentence)	2	0	1	3	0
Joiners>Leavers	0	4	-1	3	7

16-18 Year Old NEET Labour Market Summary	No	%
Available:		
Working not for reward	3	1.78%
Not yet ready for work or learning	14	8.28%
Start Date agreed (other)	2	1.18%
Start Date agreed (RPA compliant)	1	0.59%
Seeking EET	149	88.17%
Available Total	169	100%
Unavailable:		
Young carers	0	0.00%
Teenage parents	6	27.27%
Illness	12	54.55%
Pregnancy	3	13.64%
Religious grounds	0	0.00%
Unlikely to be economically active	1	4.55%
Other reason	0	0.00%
Unavailable Total	22	100%

NEET Leavers and Joiners



% of Vulnerable Cohorts who are NEET

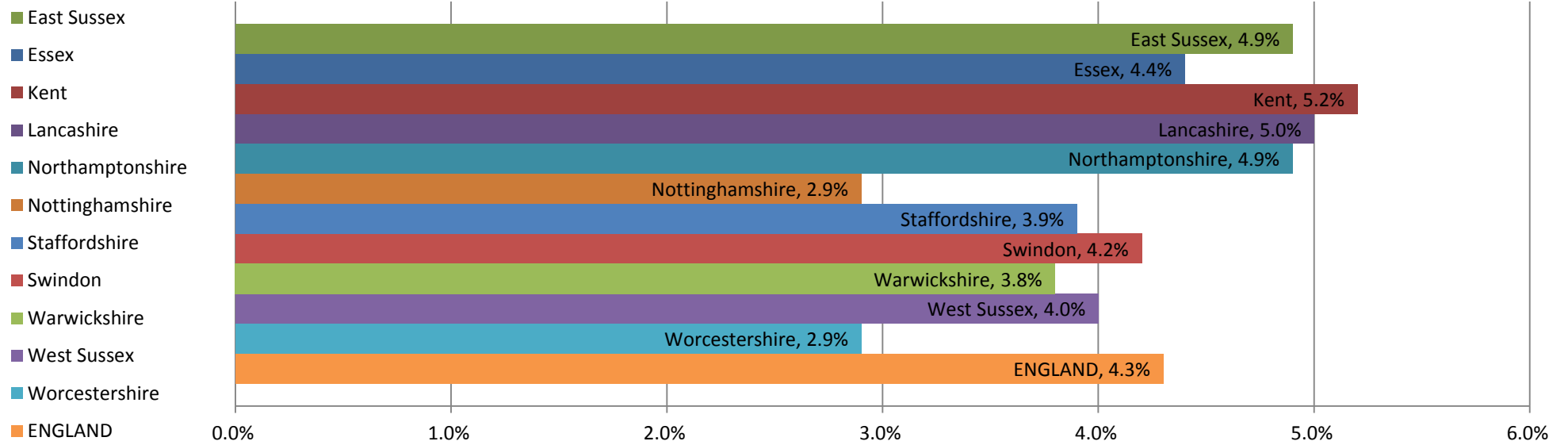


Education and Young People's Services Performance Management
Kent/National/Statistical Neighbours
AS AT 29th February 2016

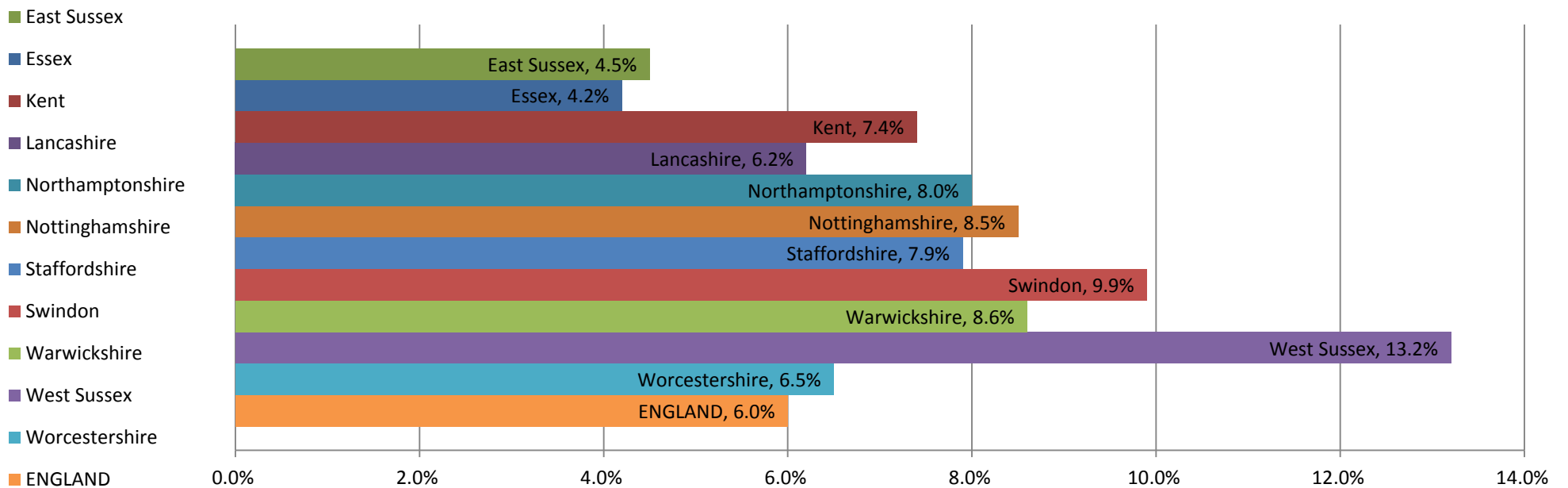
	NEET		Not known		In learning	
	% Academic Age16-18s NEET	% change over last 12 months	% Academic Age16-18s NK	% change over last 12 months	% Academic Age16-18s in learning	% change over last 12 months
ENGLAND	4.3%	-10.4%	6.0%	-12.6%	84.0%	1.2%

Name	NEET Ranked Position	Academic Age16-18 (Y12-Y14) NEET %	Y12 NEET%	Y13 NEET%	Y14 NEET%	N/K Ranked Position	Academic Age 16 - 18 (Y12-Y14) NK %	Y12 NK%	Y13 NK%	Y14 NK%	Academic Age 16 - 18 (Y12-14) In Learning %	Y12 In Learning %	Y13 In Learning %	Y14 In Learning %
Kent	11	5.2%	2.8%	4.8%	8.2%	5	7.4%	2.5%	6.9%	12.8%	78.2%	92.2%	83.2%	59.6%
East Sussex	8	4.9%	2.7%	4.4%	7.6%	2	4.5%	0.4%	2.7%	10.3%	81.5%	96.0%	88.5%	60.9%
Essex	7	4.4%	2.1%	3.9%	7.3%	1	4.2%	1.1%	3.5%	8.1%	81.6%	95.8%	87.6%	61.9%
Lancashire	10	5.0%	2.6%	4.5%	7.8%	3	6.2%	2.8%	4.8%	10.9%	84.1%	93.7%	88.1%	70.9%
Northamptonshire	8	4.9%	2.7%	4.7%	7.5%	7	8.0%	2.3%	6.8%	14.9%	80.7%	94.0%	84.7%	63.0%
Nottinghamshire	1	2.9%	1.5%	2.3%	5.0%	8	8.5%	0.9%	8.8%	15.5%	88.1%	97.3%	88.6%	79.0%
Staffordshire	4	3.9%	2.2%	3.4%	6.0%	6	7.9%	1.0%	5.1%	17.0%	81.9%	95.8%	87.7%	63.1%
Swindon	6	4.2%	1.6%	3.8%	7.7%	10	9.9%	2.2%	6.9%	20.3%	79.3%	94.7%	84.0%	59.6%
Warwickshire	3	3.8%	1.8%	3.2%	6.1%	9	8.6%	3.3%	4.4%	17.2%	85.1%	94.4%	90.8%	71.6%
West Sussex	5	4.0%	1.2%	3.0%	8.5%	11	13.2%	5.3%	12.9%	21.2%	78.0%	92.8%	82.2%	59.1%
Worcestershire	1	2.9%	1.8%	2.7%	4.1%	4	6.5%	0.7%	4.6%	13.8%	84.9%	96.4%	89.4%	69.8%
Mean Indicator for Statistical neighbours		4.1%	2.0%	3.6%	6.8%		7.8%	2.0%	6.1%	14.9%	82.5%	95.1%	87.2%	65.9%

Statistical Neighbours NEETs February 2016



Statistical Neighbours Not Knowns February 2016



Education and Young People's Services Performance Management NEET Monthly Report - Kent

Year 11 intended destinations summary	Cohort total	Total not yet recorded	Total undecided	%age of total
Kent	16714	1252	931	13.1%
Ashford	1381	110	44	11.2%
Canterbury	1560	90	64	9.9%
Dartford	1433	98	61	11.1%
Dover	1356	134	74	15.3%
Gravesham	1224	86	28	9.3%
Maidstone	1901	104	36	7.4%
Sevenoaks	453	76	54	28.7%
Shepway	1108	80	90	15.3%
Swale	1657	132	316	27.0%
Thanet	1619	134	84	13.5%
Tonbridge & Malling	1577	121	64	11.7%
Tunbridge Wells	1445	87	16	7.1%