

Children, Young People and Education

Young People Not in Education, Employment or Training (NEET) Report

October 2021

Produced by Management Information & Intelligence, Core+

CYPE Management Information & Intelligence, KCC
Source: Core+ CCIS
Any queries please contact MICorePlus@kent.gov.uk
Extraction Date: 01 November 2021



CYPE - MI Report

Headlines and Commentary

Select Academic Age

- Select all
- 16
- 17

District

- Select all
- Ashford
- Canterbury
- Dartford
- Dover
- Folkestone & Hythe
- Gravesham
- Maidstone
- Sevenoaks
- Swale
- Thanet
- Tonbridge and Malling
- Tunbridge Wells

MI Reporting Month	NEET %	NEET % Same Point Last Year	Participation %	Participation % Same Point Last Year	Not Known %	Not Known % Same Point Last Year	NEET and Not Known %	NEET and Not Known % Same Point Last Year
August 2021	3.5%	3.9%	89.2	88.8	4.3%	4.4%	7.8%	8.3%
September 2021	2.3%	2.1%	43.0	50.3	53.0%	46.4%	55.3%	48.5%
October 2021	2.2%	2.2%	80.6	83.4	15.2%	12.8%	17.4%	15.0%

Management Information are committed and focused on fulfilling our obligation to Kent's young people during these difficult times. We will continue to provide all necessary analysis to help Managers and Key Workers achieve this goal.

The NEET population is currently at 2.2% compared to 2.2% at the same time last year, and our Not Knowns are at 15.2%, compared to 12.8% at the same time last year. The Participation rate is 80.6%, compared to 83.4% the same point last year.

District performance for NEET varies from 1.2% in Sevenoaks to 3.3% in Thanet. District performance for Not Knowns varies from 8.4% in Canterbury to 26.7% in Dartford.

The September Guarantee collection period has finished. The figure for September Guarantees Total Offers Made for Years 11 and 12 was 94.7% which is an improvement from the same time last year 93.2%.

CYPE - MI Report

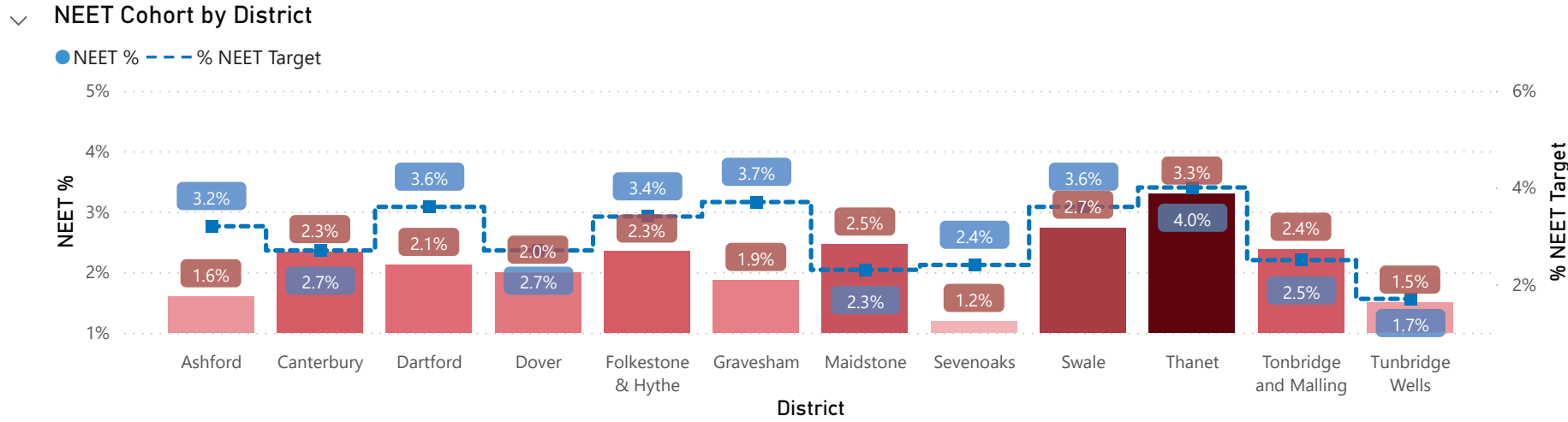
County NEET and Not Known Breakdown

- MI Reporting Month
- November 2020
 - December 2020
 - January 2021
 - February 2021
 - March 2021
 - April 2021
 - May 2021
 - June 2021
 - July 2021
 - August 2021
 - September 2021
 - October 2021
 - November 2021

- Select Academic Age
- Select all
 - 16
 - 17



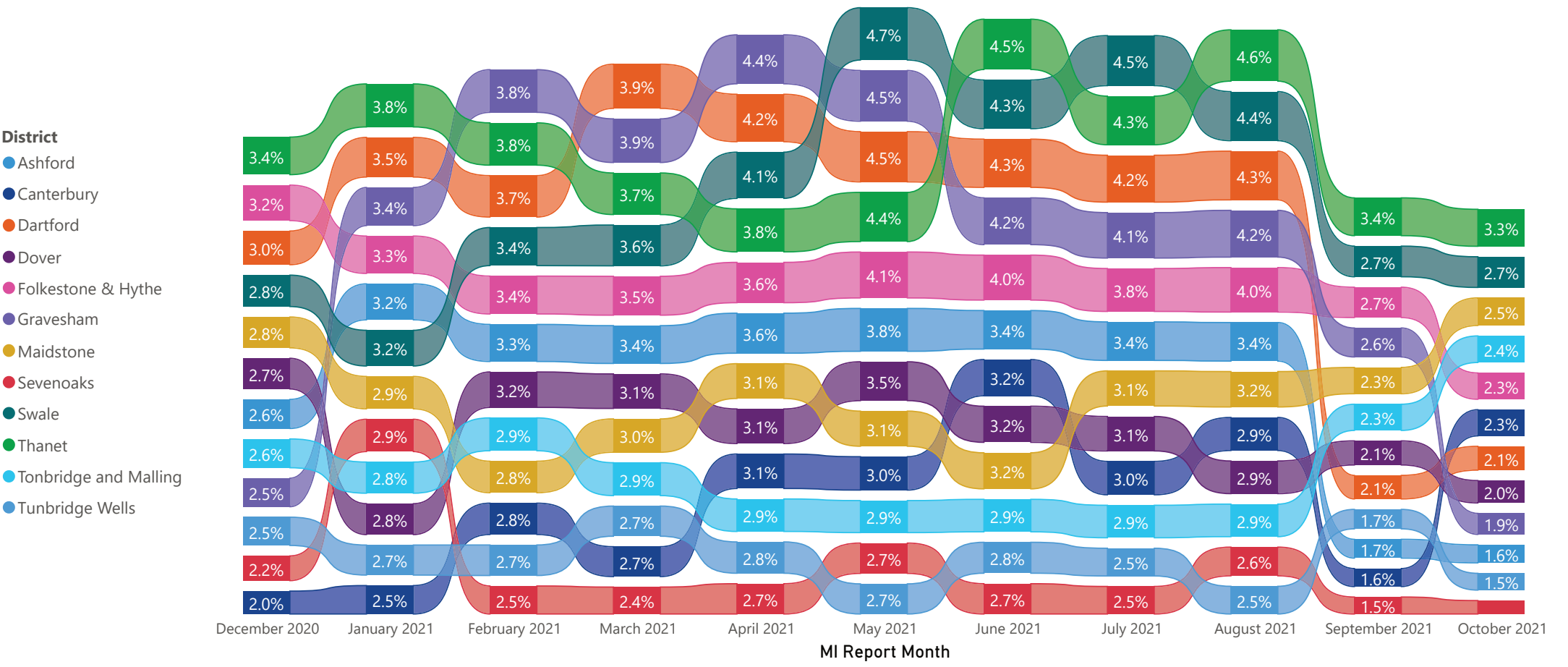
- Select District
- Select all
 - Ashford
 - Canterbury
 - Dartford
 - Dover
 - Folkestone & Hythe
 - Gravesham
 - Maidstone
 - Sevenoaks
 - Swale
 - Thanet
 - Tonbridge and Malling
 - Tunbridge Wells



CYPE - MI Report

District NEET Trends

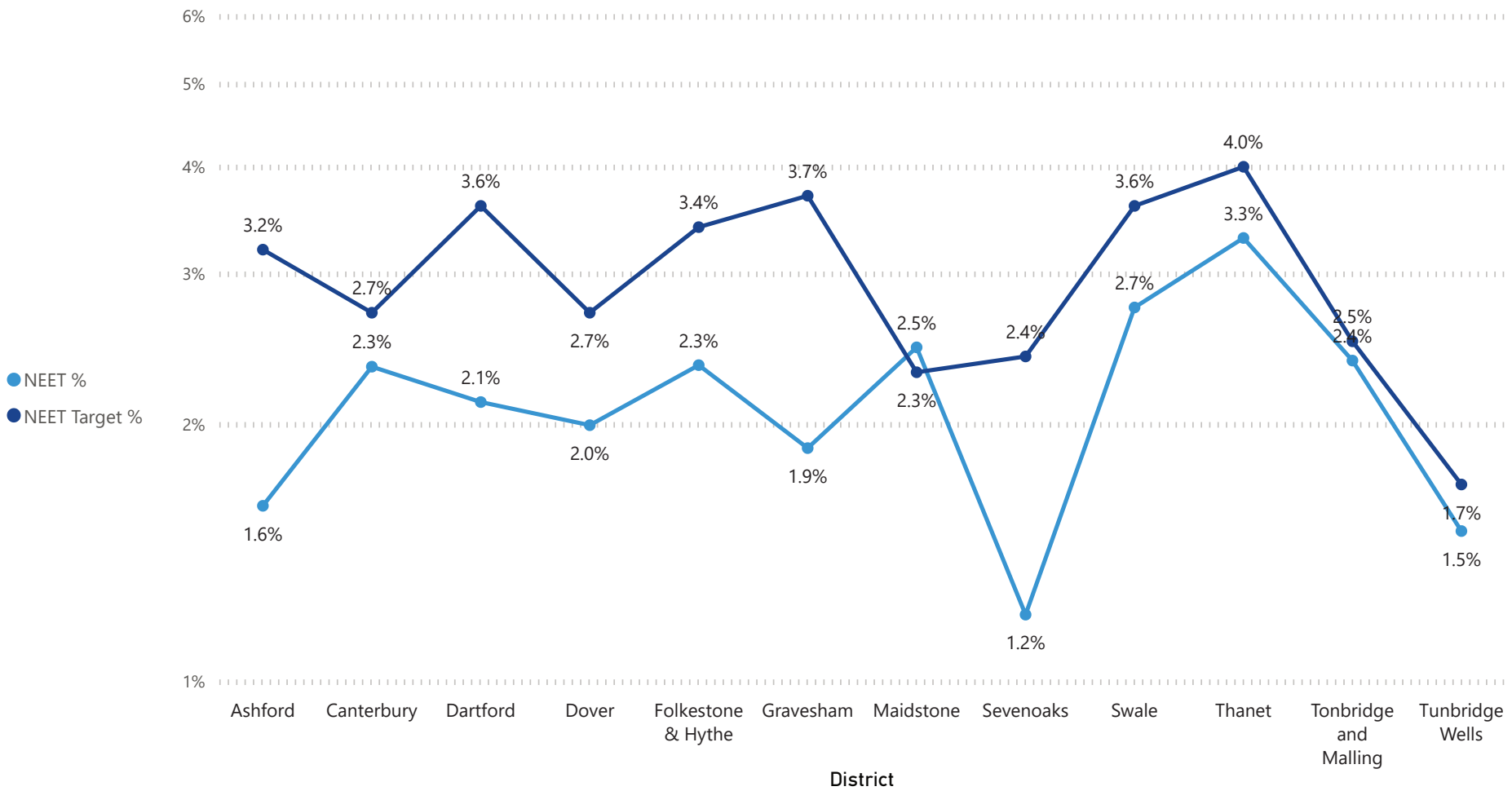
NEET Cohort by District



CYPE - MI Report

Current Month Target Comparison

- MI Reporting Month
- November 2020
 - December 2020
 - January 2021
 - February 2021
 - March 2021
 - April 2021
 - May 2021
 - June 2021
 - July 2021
 - August 2021
 - September 2021
 - October 2021
 - November 2021



CYPE - MI Report

SEND NEET and Not Known Breakdown

MI Reporting Month

- November 2020
- December 2020
- January 2021
- February 2021
- March 2021
- April 2021
- May 2021
- June 2021
- July 2021
- August 2021
- September 2021
- October 2021
- November 2021

Select Academic Age

- Select all
- 16
- 17

Characteristic

- SEN Support

Select District

- Select all
- Ashford
- Canterbury
- Dartford
- Dover
- Folkestone & Hythe
- Gravesham
- Maidstone
- Sevenoaks
- Swale
- Thanet
- Tonbridge and Malling
- Tunbridge Wells

18.0%

NEET and Not Known %

3.6%

NEET %

14.3%

Not Known %

3,841

Overall Cohort

140

NEET Cohort

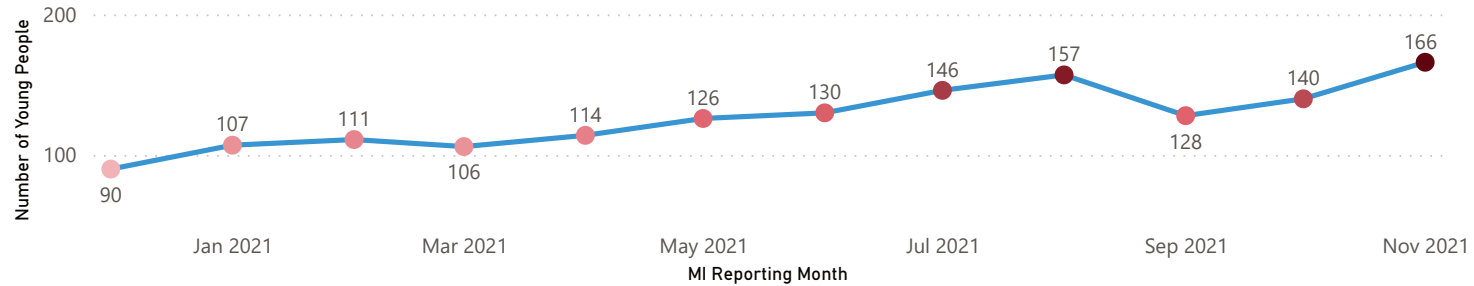
551

Not Known Cohort

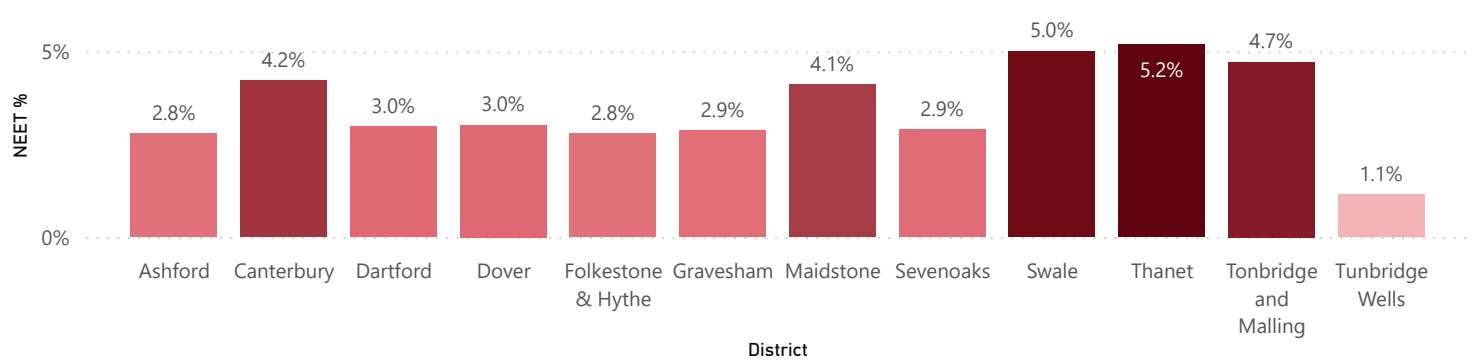
691

NEET and Not Known Cohort

NEET Cohort by District



NEET Cohort by District



CYPE - MI Report

SEND NEET and Not Known Breakdown

- MI Reporting Month**
- November 2020
 - December 2020
 - January 2021
 - February 2021
 - March 2021
 - April 2021
 - May 2021
 - June 2021
 - July 2021
 - August 2021
 - September 2021
 - October 2021
 - November 2021

- Select Academic Age**
- Select all
 - 16
 - 17

- Characteristic**
- SEND (EHCP)

- Select District**
- Select all
 - Ashford
 - Canterbury
 - Dartford
 - Dover
 - Folkestone & Hythe
 - Gravesham
 - Maidstone
 - Sevenoaks
 - Swale
 - Thanet
 - Tonbridge and Malling
 - Tunbridge Wells

20.1%
NEET and Not Known %

4.5%
NEET %

15.6%
Not Known %

1,797

Overall Cohort

81

NEET Cohort

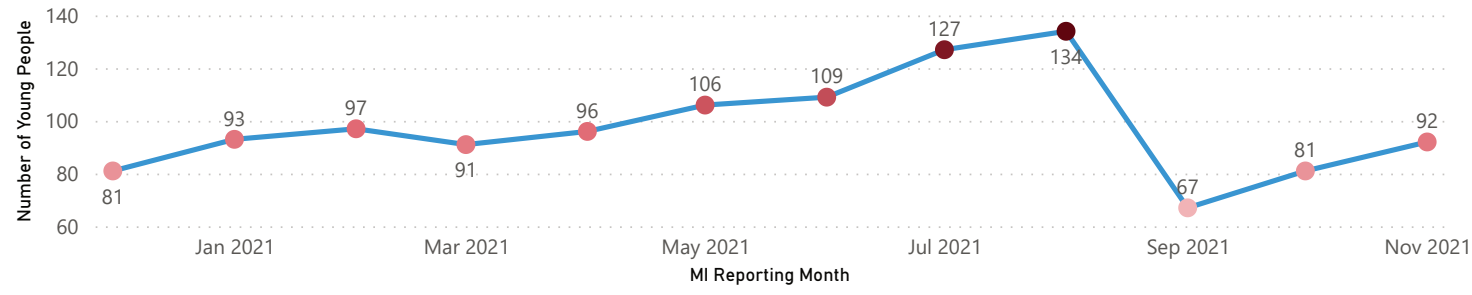
280

Not Known Cohort

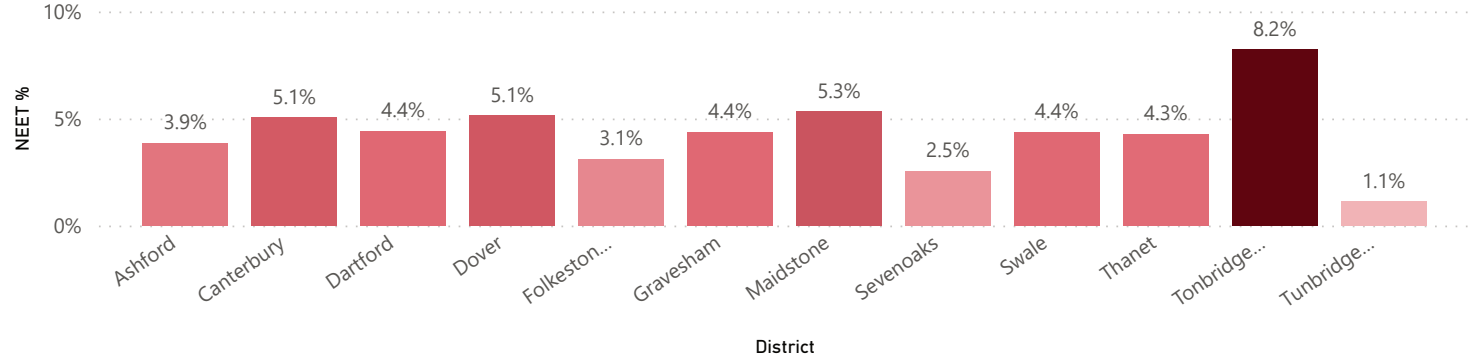
361

NEET and Not Known Cohort

NEET Cohort by District



NEET Cohort by District



CYPE - MI Report

Youth Offending Team NEET and Not Known Breakdown

- MI Reporting Month**
- November 2020
 - December 2020
 - January 2021
 - February 2021
 - March 2021
 - April 2021
 - May 2021
 - June 2021
 - July 2021
 - August 2021
 - September 2021
 - October 2021
 - November 2021

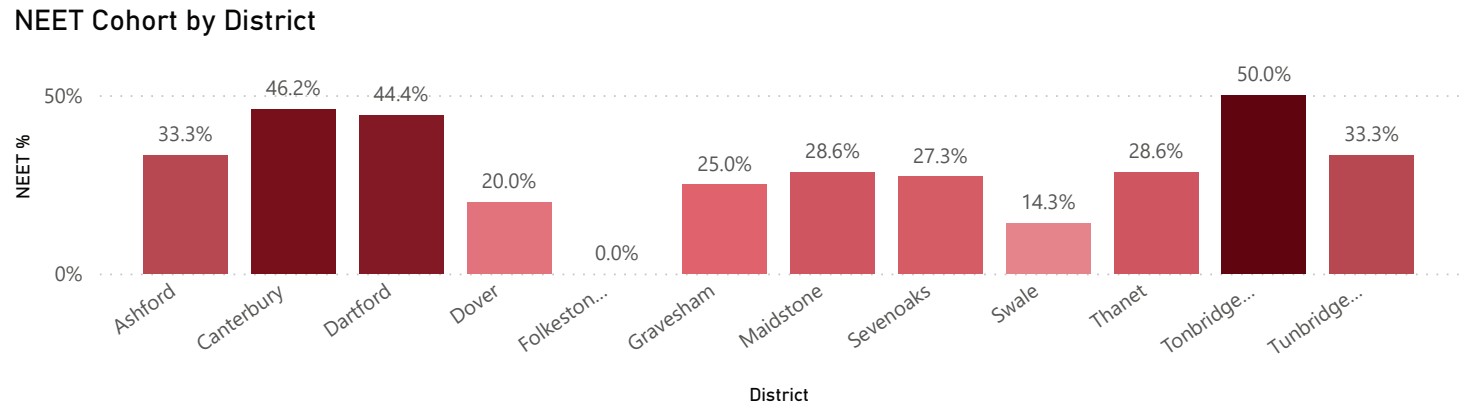
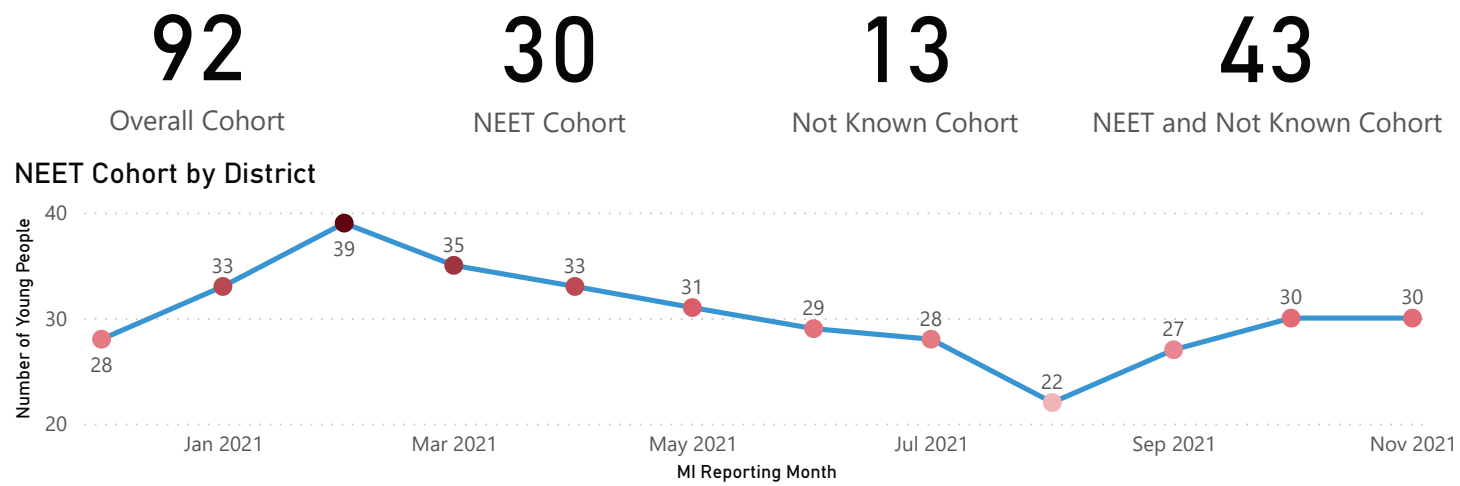
- Select Academic Age**
- Select all
 - 16
 - 17
- Characteristic**
- Supervised By Yots

- Select District**
- Select all
 - Ashford
 - Canterbury
 - Dartford
 - Dover
 - Gravesham
 - Maidstone
 - Sevenoaks
 - Swale
 - Thanet
 - Tonbridge and Malling
 - Tunbridge Wells

46.7%
NEET and Not Known %

32.6%
NEET %

14.1%
Not Known %



92 Overall Cohort

30 NEET Cohort

13 Not Known Cohort

43 NEET and Not Known Cohort

CYPE - MI Report

Children's Social Work Services NEET and Not Known Breakdown

MI Reporting Month

- November 2020
- December 2020
- January 2021
- February 2021
- March 2021
- April 2021
- May 2021
- June 2021
- July 2021
- August 2021
- September 2021
- October 2021
- November 2021

Select Academic Age

- Select all
- 16
- 17

Characteristic

- Looked After

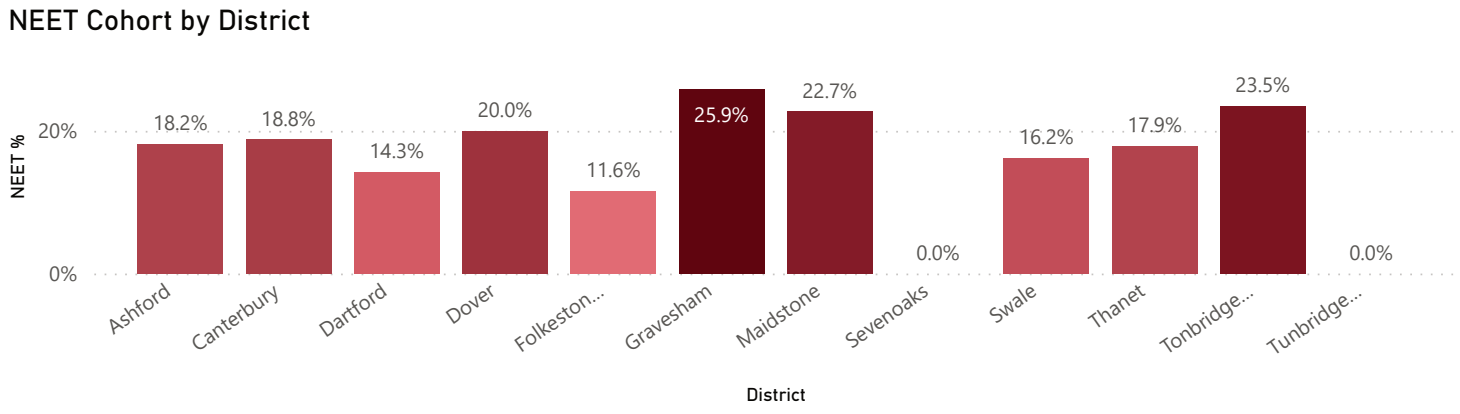
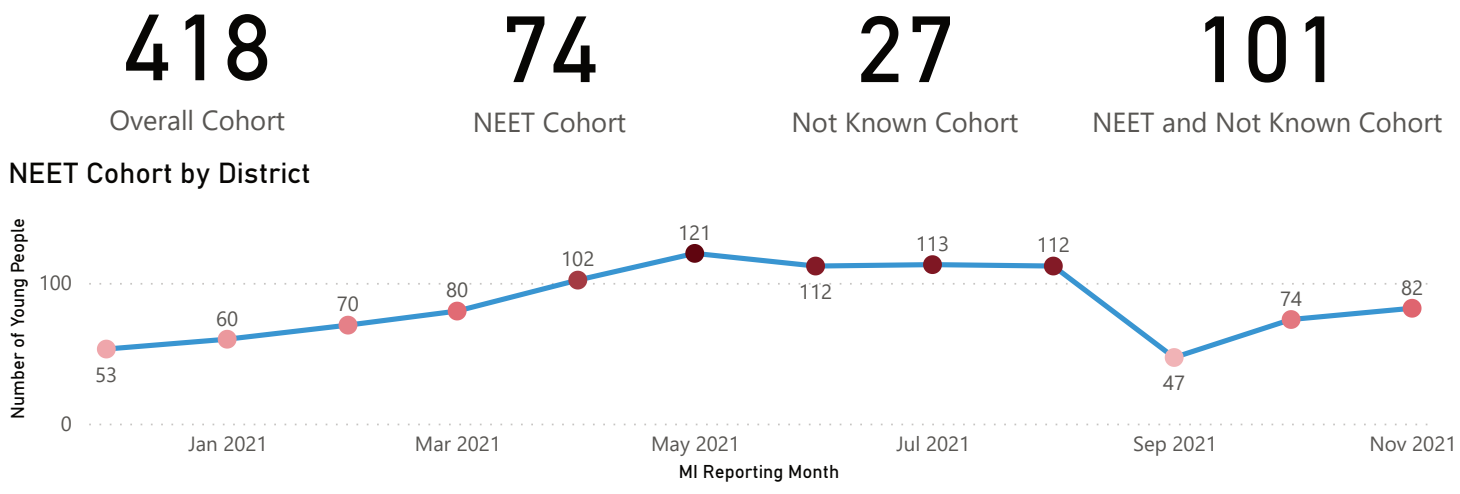
Select District

- Select all
- Ashford
- Canterbury
- Dartford
- Dover
- Folkestone & Hythe
- Gravesham
- Maidstone
- Sevenoaks
- Swale
- Thanet
- Tonbridge and Malling
- Tunbridge Wells

24.2%
NEET and Not Known %

17.7%
NEET %

6.5%
Not Known %



418
Overall Cohort

74
NEET Cohort

27
Not Known Cohort

101
NEET and Not Known Cohort

CYPE - MI Report

Children's Social Work Services NEET and Not Known Breakdown

MI Reporting Month

- November 2020
- December 2020
- January 2021
- February 2021
- March 2021
- April 2021
- May 2021
- June 2021
- July 2021
- August 2021
- September 2021
- October 2021
- November 2021

Select District

- Select all
- Ashford
- Canterbury
- Dover
- Folkestone & Hythe
- Gravesham
- Swale
- Thanet
- Tonbridge and Malling

Select Academic Age

- Select all
- 16
- 17

Characteristic

- Refugee

29.8%

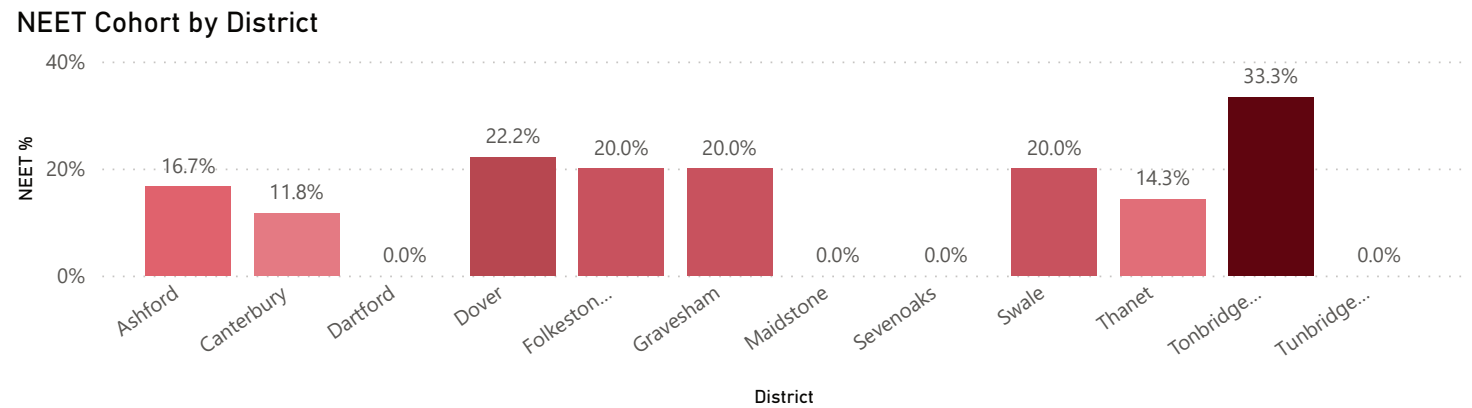
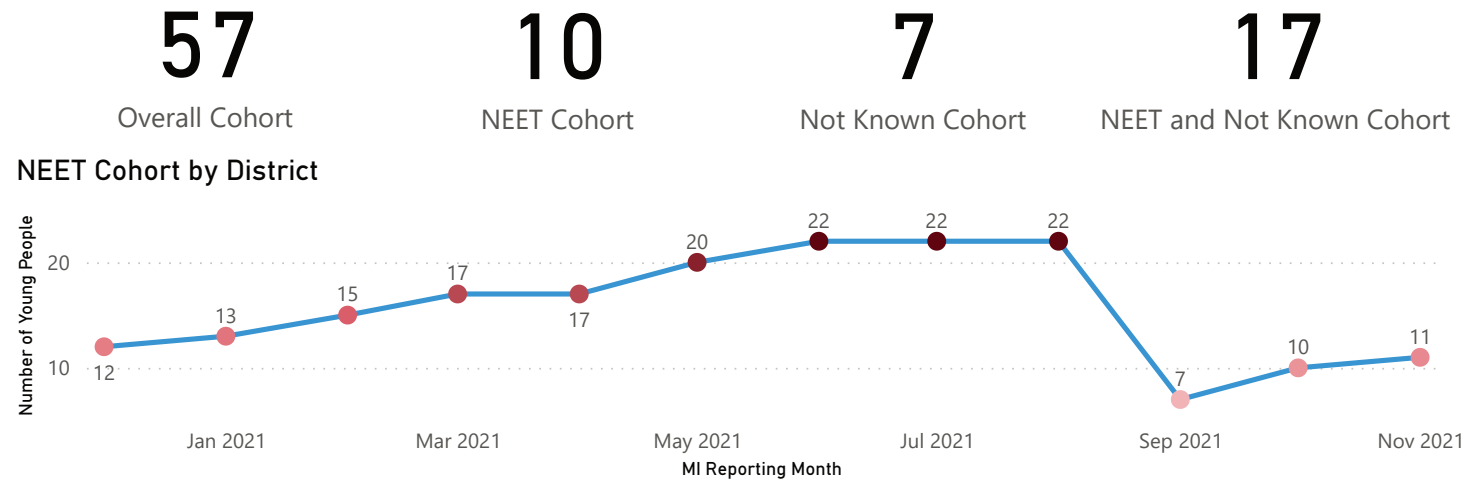
NEET and Not Known %

17.5%

NEET %

12.3%

Not Known %



CYPE - MI Report

Early Help NEET and Not Known Breakdown

- MI Reporting Month**
- November 2020
 - December 2020
 - January 2021
 - February 2021
 - March 2021
 - April 2021
 - May 2021
 - June 2021
 - July 2021
 - August 2021
 - September 2021
 - October 2021
 - November 2021

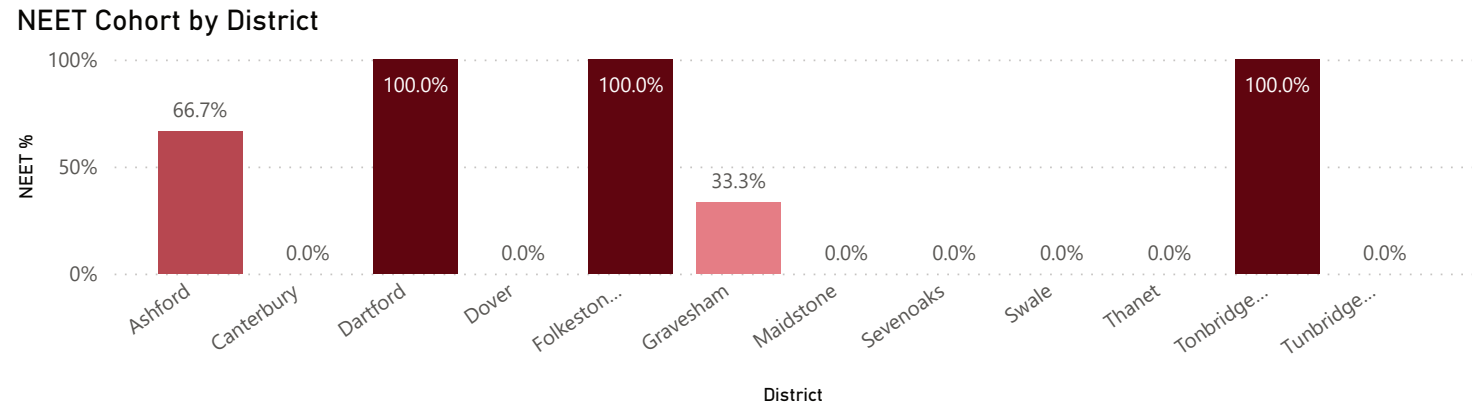
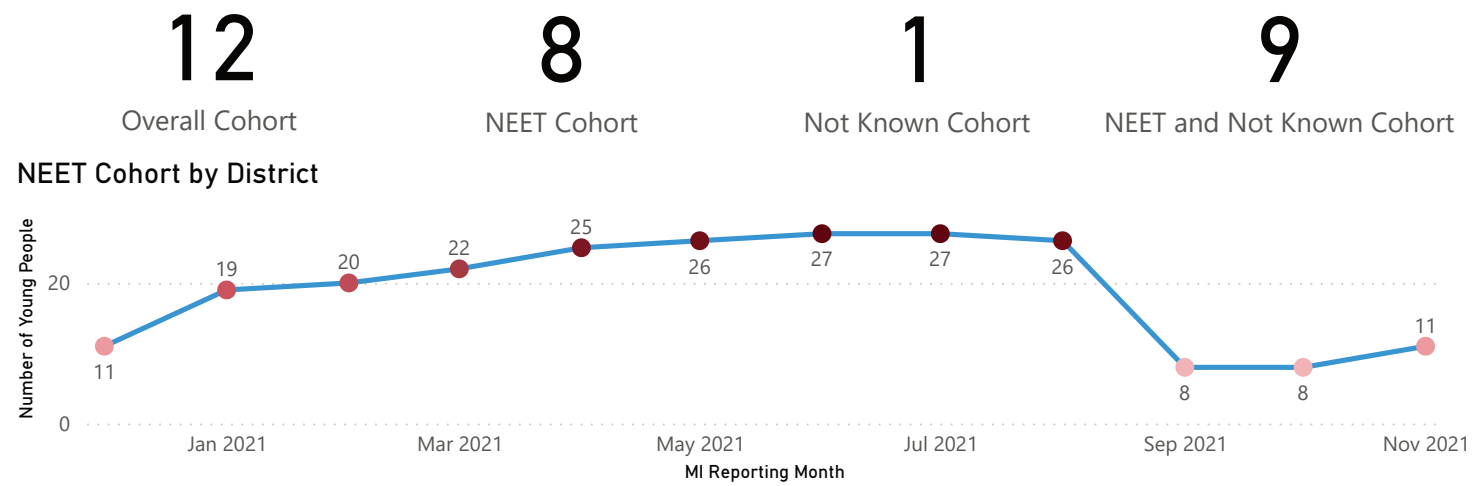
- Select Academic Age**
- Select all
 - 17
- Characteristic**
- Carer Not Own Child

- Select District**
- Select all
 - Ashford
 - Dartford
 - Folkestone & Hythe
 - Gravesham
 - Swale
 - Tonbridge and Malling

75.0%
NEET and Not Known

66.7%
NEET

8.3%
Not Known



CYPE - MI Report

Early Help NEET and Not Known Breakdown

- MI Reporting Month**
- November 2020
 - December 2020
 - January 2021
 - February 2021
 - March 2021
 - April 2021
 - May 2021
 - June 2021
 - July 2021
 - August 2021
 - September 2021
 - October 2021
 - November 2021

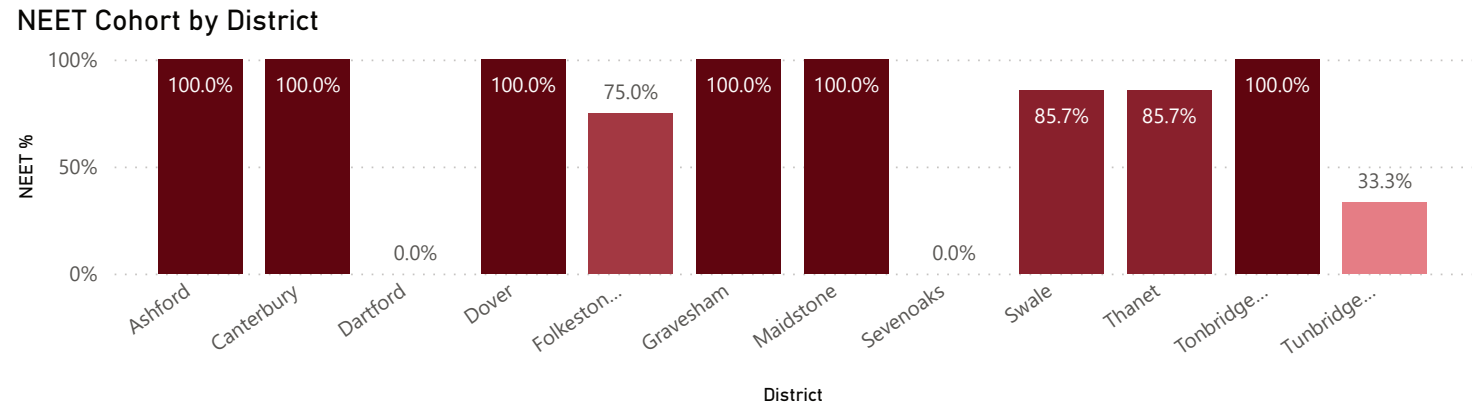
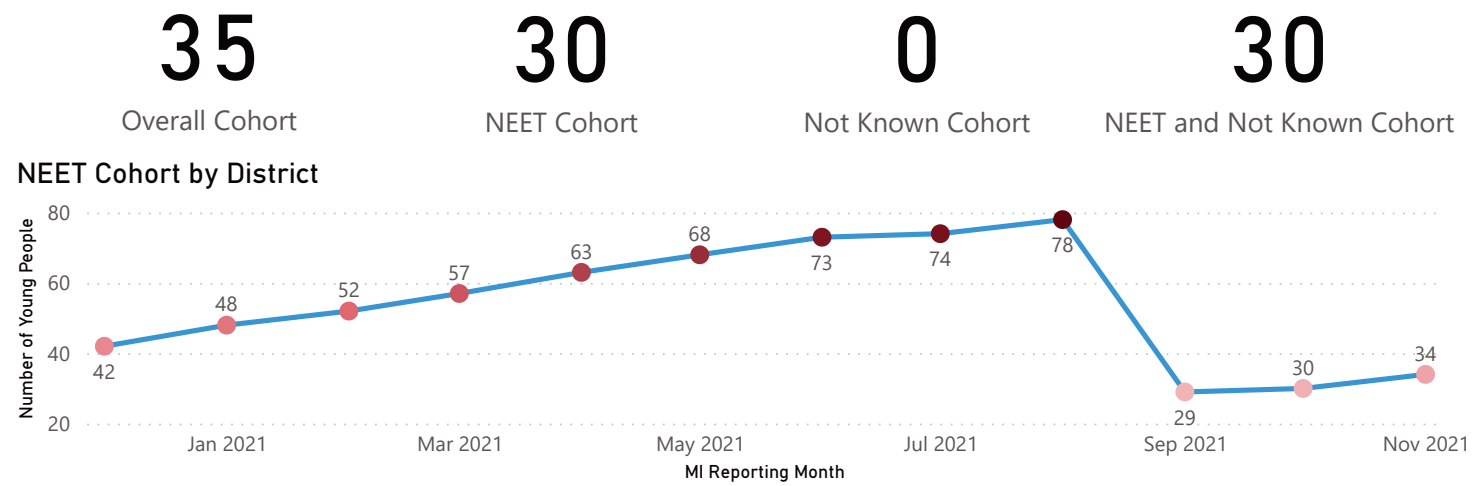
- Select Academic Age**
- Select all
 - 16
 - 17
- Characteristic**
- Caring For Own Child

- Select District**
- Select all
 - Ashford
 - Canterbury
 - Dover
 - Folkestone & Hythe
 - Gravesham
 - Maidstone
 - Swale
 - Thanet
 - Tonbridge and Malling
 - Tunbridge Wells

85.7%
NEET and Not Known

85.7%
NEET

0.0%
Not Known



CYPE - MI Report

Early Help NEET and Not Known Breakdown

MI Reporting Month

- October 2021
- November 2021

Select Academic Age

- Select all
- 16

Characteristic

- Parent

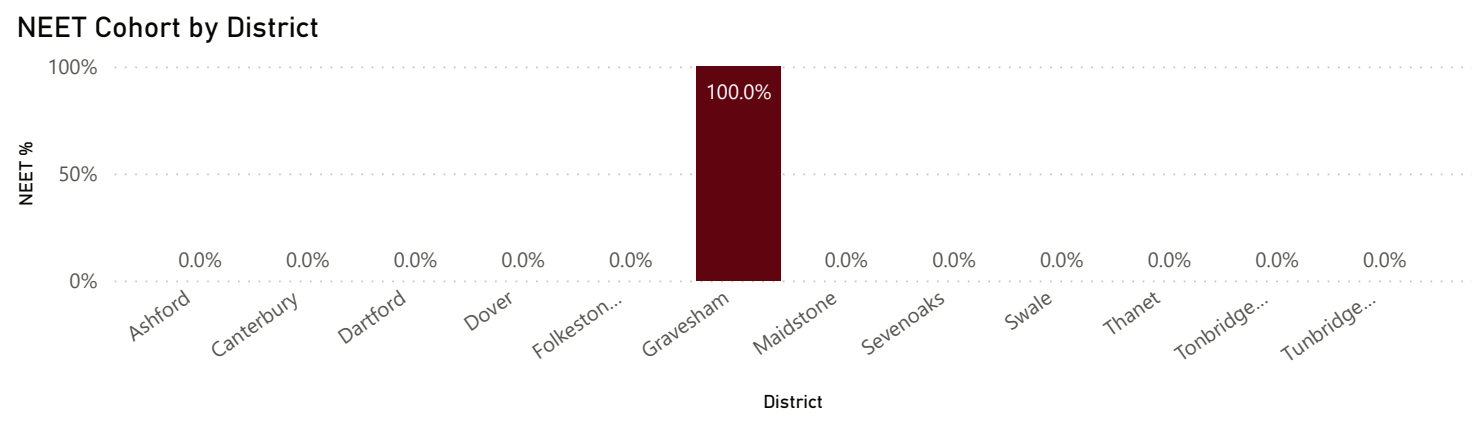
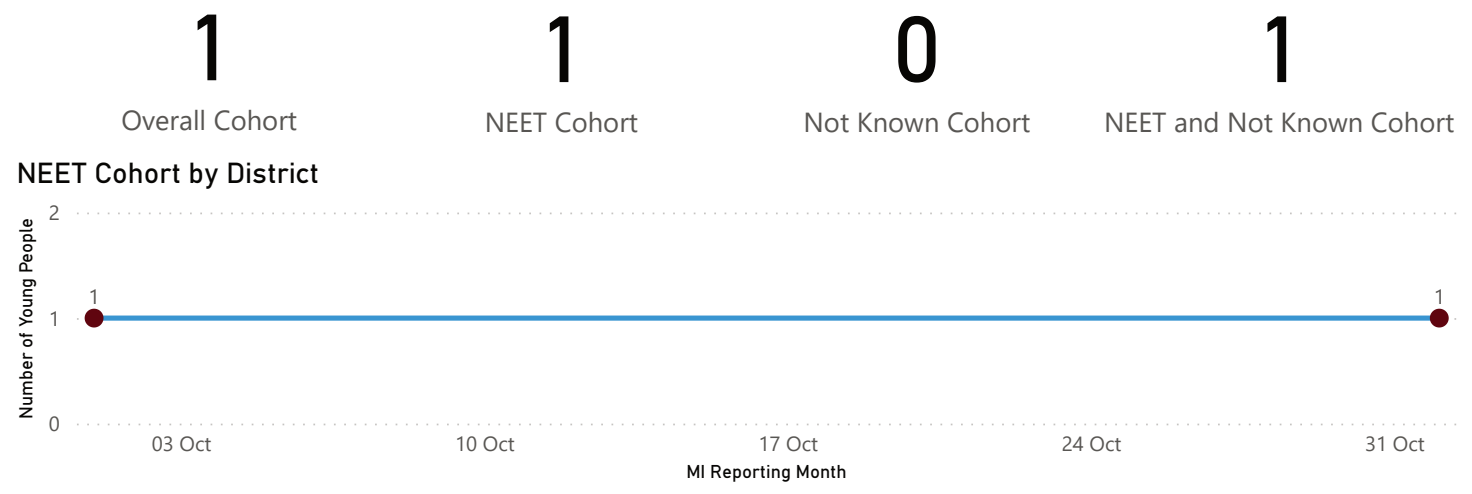
Select District

- Select all
- Gravesham

100.0%
NEET and Not Known

100.0%
NEET

0.0%
Not Known



CYPE - MI Report

Early Help NEET and Not Known Breakdown

- MI Reporting Month**
- November 2020
 - December 2020
 - January 2021
 - February 2021
 - March 2021
 - April 2021
 - May 2021
 - June 2021
 - July 2021
 - August 2021
 - September 2021
 - October 2021
 - November 2021

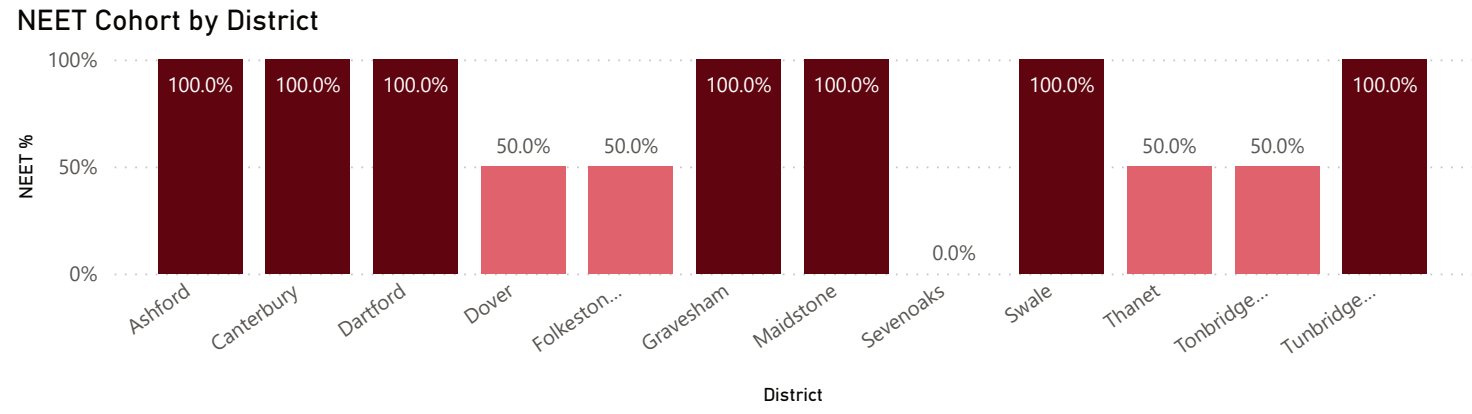
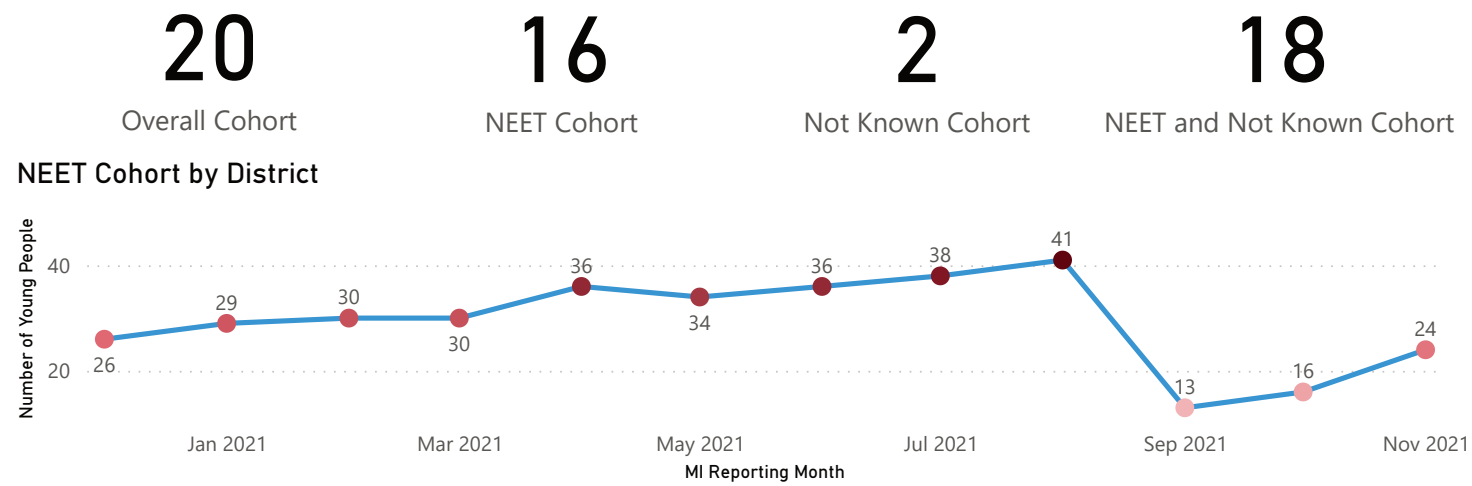
- Select Academic Age**
- Select all
 - 16
 - 17
- Characteristic**
- Pregnancy

- Select District**
- Select all
 - Ashford
 - Canterbury
 - Dartford
 - Dover
 - Folkestone & Hythe
 - Gravesham
 - Maidstone
 - Swale
 - Thanet
 - Tonbridge and Malling
 - Tunbridge Wells

90.0%
NEET and Not Known

80.0%
NEET

10.0%
Not Known



CYPE - MI Report

Early Help NEET and Not Known Breakdown

- MI Reporting Month**
- November 2020
 - December 2020
 - January 2021
 - February 2021
 - March 2021
 - April 2021
 - May 2021
 - June 2021
 - July 2021
 - August 2021
 - September 2021
 - October 2021
 - November 2021

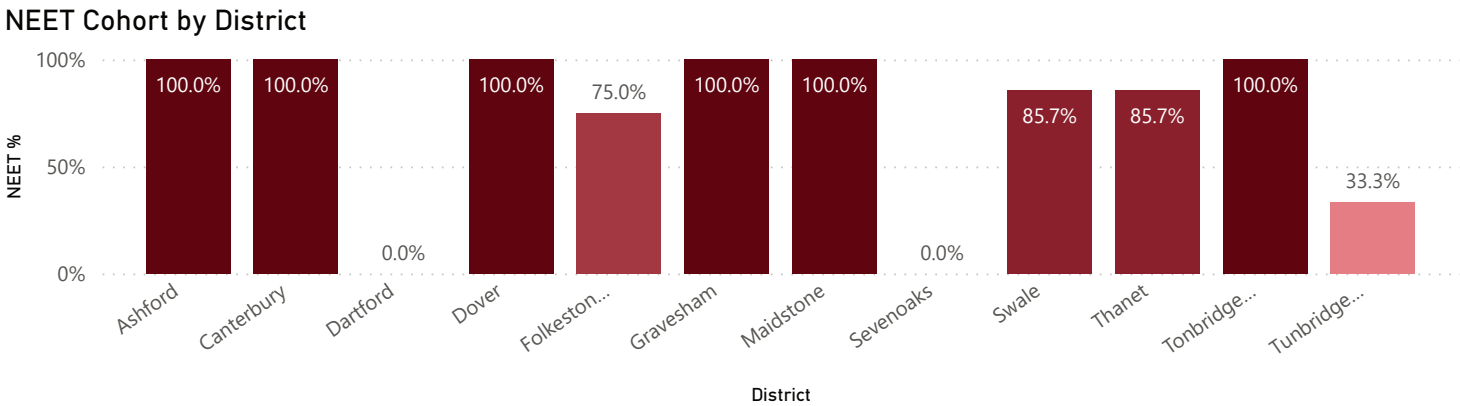
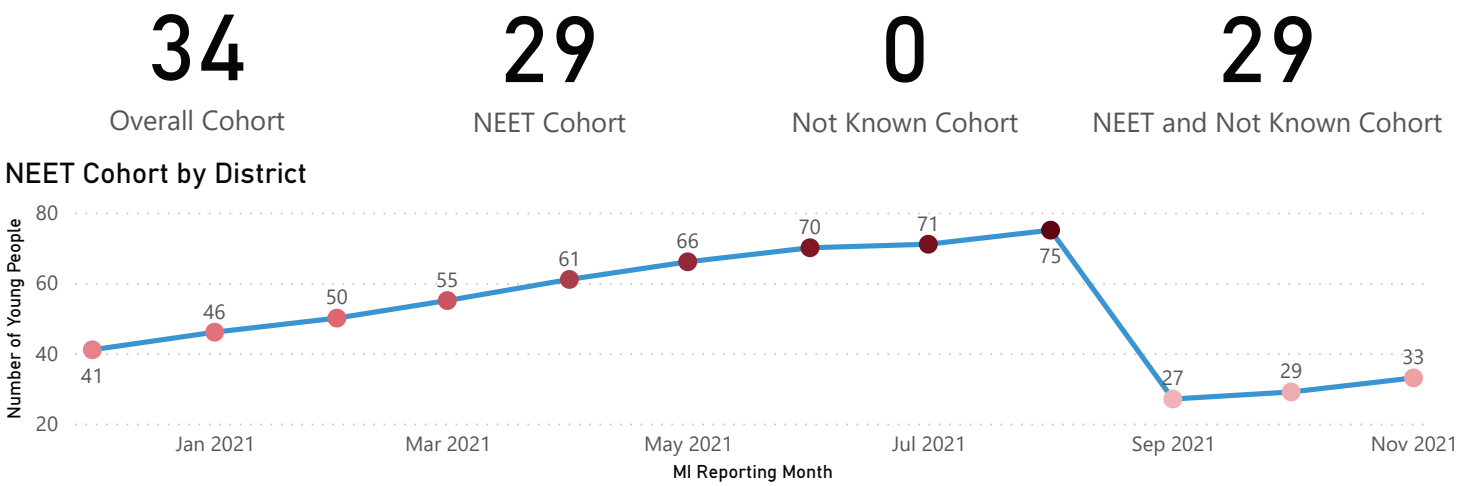
- Select Academic Age**
- Select all
 - 16
 - 17
- Characteristic**
- Teenage Mother

- Select District**
- Select all
 - Ashford
 - Canterbury
 - Dover
 - Folkestone & Hythe
 - Gravesham
 - Maidstone
 - Swale
 - Thanet
 - Tonbridge and Malling
 - Tunbridge Wells

85.3%
NEET and Not Known

85.3%
NEET

0.0%
Not Known



CYPE - MI Report

NEET Joiners

MI Reporting Month

- November 2020
- December 2020
- January 2021
- February 2021
- March 2021
- April 2021
- May 2021
- June 2021
- July 2021
- August 2021
- September 2021
- October 2021
- November 2021

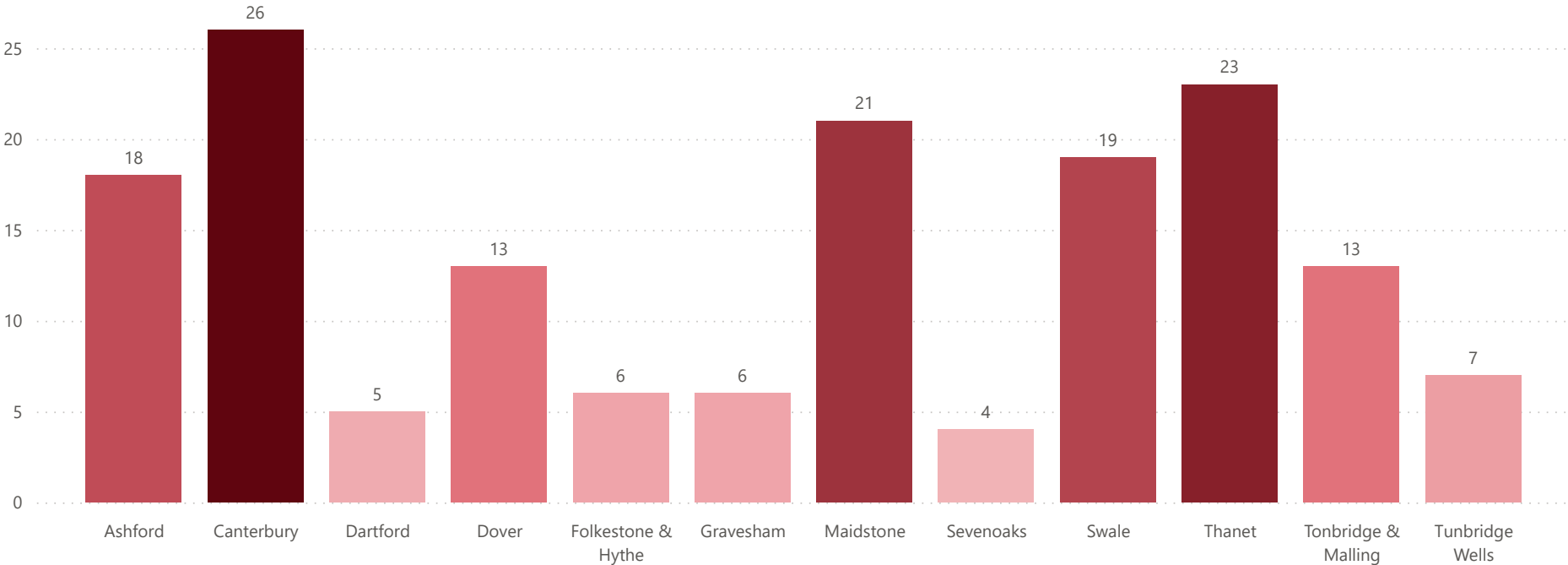
Select Academic A...

- Select all
- 16
- 17

161

Number of NEET Joiners in Period

Number of NEET Joiners by District



CYPE - MI Report

NEET Leavers

MI Reporting Month ▼

- November 2020
- December 2020
- January 2021
- February 2021
- March 2021
- April 2021
- May 2021
- June 2021
- July 2021
- August 2021
- September 2021
- October 2021
- November 2021

Select Academic A... ▼

- Select all
- 16
- 17

252

Number of NEET Leavers in Period

Number of NEET Leavers by District

