

Education and Young People's Services

Young People Not in Education, Employment or Training (NEET)

Monthly Report - May 2016

Produced by: Management Information, KCC

Publication Date: 15-Jun-16

The figures are based on the monthly submission made to DfE via NCCIS for Kent County Council . Academic age is the age of the young person on 31st August (i.e.: prior to the start of the academic year). The figures include all 16 -18 year olds based on academic age with a Kent County Council area postcode as their primary address.



Executive Summary

NEETs as a percentage of the 16-18 academic age group (Year 12, 13 and 14)

The NEET percentage includes an adjustment factor which assumes that 8% of currency expired not knowns are assumed to be NEET.

Mar-15	5.68	Mar-16	5.32
Apr-15	6.00	Apr-16	5.47
May-15	6.08	May-16	5.69

Not Knowns as a percentage of the 16-18 academic age group (Year 12, 13 and 14)

Mar-15	9.62	Mar-16	7.01
Apr-15	9.74	Apr-16	7.06
May-15	9.61	May-16	6.87

16-18 year old NEET by Vulnerable Group	May-16	Apr-16	Mar-16	Feb-16	Jan-16	Dec-15	Nov-15	Oct-15	Sep-15	Aug-15	Jul-15	Jun-15	May-15
Children in Care	105	103	112	104	102	131	117	113	106	131	127	121	116
subset CIC resp. not known	0	0	0	0	0	3	3	3	3	3	4		
subset CIC KCC responsibility	86	83	91	84	84	106	98	92	88	103	98		
subset CIC OOC responsibility	19	20	21	20	18	22	16	18	15	25	25		
Caring for own child	243	230	220	211	196	180	154	131	124	292	290	281	267
Asylum seeker	3	4	6	4	2	4	3	7	3	4	4	4	4
Carer not own child	34	31	31	29	25	22	19	14	16	31	31	32	31
Substance Misuse	15	17	14	13	11	14	15	12	14	16	16	16	16
Care Leaver	65	59	48	46	43	8	9	8	9	41	40	38	38
subset CL resp. not known	0	4	0	0	0	0	0	0	1	0	0		
subset CL KCC responsibility	60	50	43	41	39	5	6	5	5	37	36		
subset CL OOC responsibility	5	5	5	5	4	3	3	3	3	4	4		
Supervised by YOT	70	72	73	65	50	47	38	82	89	91	91	87	89
Pregnancy	147	142	132	122	114	107	94	91	89	166	168	171	164
Parent not caring for own child	3	3	4	3	3	3	3	3	3	8	7	7	7
SEND (16-18 year olds)	272	264	265	261	244	206	186	163	173	221	212	194	198
SEND (19+ year olds)	27	37	43	49	65	74	79	84	91	841	839	849	841
Total 16-18 NEET with at least one vulnerable group	827	800	783	745	682	617	550	519	516	858	857	816	796

16-18 year old Not Knowns by Vulnerable Group	May-16	Apr-16	Mar-16	Feb-16	Jan-16	Dec-15	Nov-15	Oct-15	Sep-15	Aug-15	Jul-15	Jun-15	May-15
Children in Care	25	16	21	22	33	171	209	299	460	360	311	121	115
subset CIC resp. not known	0	0	0	0	0	0	0	0	1	1	1		
subset CIC KCC responsibility	13	8	10	11	18	97	121	176	253	204	177		
subset CIC OOC responsibility	12	8	11	11	15	74	88	123	206	155	133		
Caring for own child	21	20	21	22	20	23	28	36	36	84	75	48	45
Asylum seeker	12	8	8	6	7	9	19	7	13	30	25	13	12
Carer not own child	9	8	8	8	11	13	16	19	37	40	38	15	16
Substance Misuse	7	7	7	7	10	12	15	18	30	35	32	19	16
Care Leaver	24	21	31	31	42	5	5	4	5	37	35	21	19
subset CL resp. not known	0	0	0	0	0	0	0	0	0	0	0		
subset CL KCC responsibility	19	17	27	27	37	3	3	3	3	34	32		
subset CL OOC responsibility	5	4	4	4	5	2	2	1	2	3	3		
Supervised by YOT	12	10	12	11	11	30	34	90	109	91	76	37	26
Pregnancy	19	19	17	18	17	21	27	33	37	50	45	25	21
Parent not caring for own child	2	2	2	2	2	3	2	2	3	6	7	3	4
SEND (16-18 year olds)	129	126	116	118	167	337	429	642	1333	1011	954	330	314
SEND (19+ year olds)	123	160	172	197	236	262	292	349	504	2912	2886	2700	2693
Total not known with at least one vulnerable group	225	211	217	221	283	522	657	976	1812	1531	1407	543	509

Please note the values in the above tables which show the breakdown of the Children In Care and Care Leaver sections - this is also replicated on the individual pages for each of the districts

Executive Summary - continued

1. Key Findings – County Performance

(i) NEETs:

- a. the trend in percentage terms has been upwards during the last 4 months. The May figure was 2762 (5.69% of the county cohort of 16 – 18 year olds) which represents an increase of 112 when compared to the reported figure for April (2650)
- b. however the performance in each of the four months has been stronger than in the same period during 2015

(ii) Not Knowns:

- a. the performance in May (6.87%) was stronger than that recorded for any of the previous 3 months
- b. the performance in each of the four months has continued to be almost 3 percentage points stronger than for the equivalent months in 2015
- c. the actual number of Not Knowns increased

(iii) NEETs & Not Knowns / Vulnerable Groups (Tables below)

- a. the 827 NEETs represent an additional 31 amongst the population in the vulnerable groups when compared to the number in May 2015 (796)
- b. the same comparison for the Not Known population shows a fall of 284, from 509 in May 2015 to 225 in May 2016
- c. Children in Care – the number recorded as NEET in May 2016 (105) represents an increase of 2 when compared with the 103 recorded for April but a reduction of 11 in comparison to the figure for May 2016 (116). It is anticipated that the trend will be downwards with this group as there are now additional staff within Virtual School Kent supporting young people post 16 years into EET opportunities
- d. Caring for own Child – the number in this vulnerable group has increased incrementally month on month since August of last year. In May 2016 the figure was 243 compared to 124 in September 2015.
- e. Pregnancy – the number in this group has also been increasing incrementally.

Work is being undertaken with both the Children's Centres and the Family Nurse Partnership, who provide intensive support at both the ante-natal and the post-natal stages, to consider how we ensure young parents (mothers and fathers) are aware of EET opportunities and are assisted to meet their aspirations

- f. all Vulnerable Groups, with the exception of the SEND (16 – 18 years) recorded lower number of NEETs in May 2016 than they did in April 2015
- g. the SEND number for May 2015 (198) was 74 lower than the number for May 2016 (272) – however there has been a significant reduction in the number of young people who are SEND whose status is not known. In May 2015 there were 314 Not Knowns but in May this year the number had fallen to 129, a reduction of 184 which reflects the additional resources that the SEN Assessment & Planning Teams have allocated to the tracking of those without a recorded destination and to the provision of Information, Advice & Guidance

Executive Summary - continued

(iv) NEETS / Not Knowns & Age Group

- a. there were in total 2,650 NEETs in April representing 5.47% of the total 16 – 18 years cohort (53,125)
- b. the target (1.0%) was missed for all three year bands:
 - i. 16 years 3.2%
 - ii. 17 years 4.97%
 - iii. 18 years 8.32%
- c. the 18 years age group had 2,264 (60.3%) of the total number of individual young people whose status was Not Known – the percentage shares for 16 & 17 year olds were respectively 10.6% & 29.1%

2. Key Findings by District

- (i) Swale has had the highest number of young people who are NEET in each of the five months of 2016 – the number in May (369) is 73 higher than the Thanet figure (296), the District with the second highest number
- (ii) the 6 Districts with the highest number of young people who are NEET were even split between the East and the West of the county:
 - a. Swale 369
 - b. Thanet 296
 - c. Maidstone 272
 - d. Canterbury 259
 - e. Gravesham 241
 - f. Tunbridge Wells 219
- (iii) these findings are relatively consistent for the five months of 2016. They suggest where the focus of attention for the NEET Reduction Strategy should be as regards the parts of the county
- (iv) no District met their target with the largest differentials being:
 - a. Swale +6.27%
 - b. Gravesham +5.65%
 - c. Tunbridge Wells +5.31%

3. Leavers and Joiners

- (i) there were in May, for the 16 – 18 years age group, there were 112 more “joiners” (291) to the NEET population than there were “leavers” (179), i.e. those moving into an EET opportunity
- (ii) the previous destination of those becoming NEET was primarily “Education” for the 16 & 17 years age groups but for 18 year olds it was “employment”
- (iii) 61.7% of the 16 year olds becoming NEET had left “education
- (iv) 17 year olds were the largest group amongst the “joiners” (108) and 16 year olds were the smallest group amongst the “leavers” (52)
- (v) those leaving did so as a result of having either “Employment” (105) or “Government Supported Training” (48)

Executive Summary - continued

4. NEETs, Available & Unavailable

- (i) the findings indicate that of those:
 - a. available – a key issue is the number (132) who are “not yet ready for work or learning” – this highlights the need for preparatory programmes for education, employment and training which are being considered by all partners within the NEET Reduction Strategy
 - b. unavailable – the findings illustrate the importance of working with Health and with Children’s Centres with:
 - i. 306 young people being either pregnant or a teenage parent
 - ii. 268 young people not having the necessary health (physical / mental) to engage in EET

5. Year 11 Intended Destinations

There remains 12.4% (2070) of the Year 11 cohort who have yet to settle on a positive destination for September.

The data suggests there is a need to specifically prioritise the work to plan positive destinations with young people in Year 11 in Sevenoaks (27.0%), Swale (26.5%), Shepway (14.7%) and Dover (14.4%).

Education and Young People's Services Performance Management

NEET Monthly Report - Kent

16-18 year old NEET Summary	Total Cohort 16-18	No. NEET 16-18	% NEET 16-18	NEET Target 16-18 Jan 2017	Diff from target	% NEET Age 16	% NEET Age 17	% NEET Age 18	Not knowns				
									Acad age 16	Acad age 17	Acad age 18	Total	% of cohort
Kent	53,104	2,762	5.69%	1.00%	4.69%	3.47%	5.30%	8.35%	433	1,098	2,117	3,648	6.87%
Ashford	4,753	195	4.62%	0.84%	3.78%	2.72%	4.39%	6.87%	34	92	200	326	6.86%
Canterbury	4,887	259	5.79%	0.82%	4.97%	3.73%	5.38%	8.23%	39	77	166	282	5.77%
Dartford	3,564	183	5.58%	1.02%	4.56%	3.35%	5.92%	7.51%	36	70	139	245	6.87%
Dover	3,927	195	5.41%	1.12%	4.29%	3.30%	5.83%	7.05%	34	88	152	274	6.98%
Gravesham	3,969	241	6.66%	1.01%	5.65%	3.48%	5.40%	11.05%	32	82	171	285	7.18%
Maidstone	5,439	272	5.43%	1.00%	4.43%	3.66%	4.72%	8.11%	42	105	201	348	6.40%
Sevenoaks	3,622	132	4.07%	0.66%	3.41%	1.35%	3.84%	7.47%	40	88	164	292	8.06%
Shepway	3,851	198	5.66%	1.21%	4.45%	3.72%	5.59%	7.60%	34	82	156	272	7.06%
Swale	5,355	369	7.49%	1.22%	6.27%	5.48%	7.41%	9.51%	41	118	230	389	7.26%
Thanet	5,282	296	6.12%	1.40%	4.72%	3.88%	5.78%	8.71%	47	120	231	398	7.54%
Tonbridge & Malling	4,462	203	4.94%	0.67%	4.27%	3.04%	4.04%	7.84%	32	88	172	292	6.54%
Tunbridge Wells	3,993	219	5.97%	0.66%	5.31%	3.16%	4.96%	9.95%	22	88	135	245	6.14%

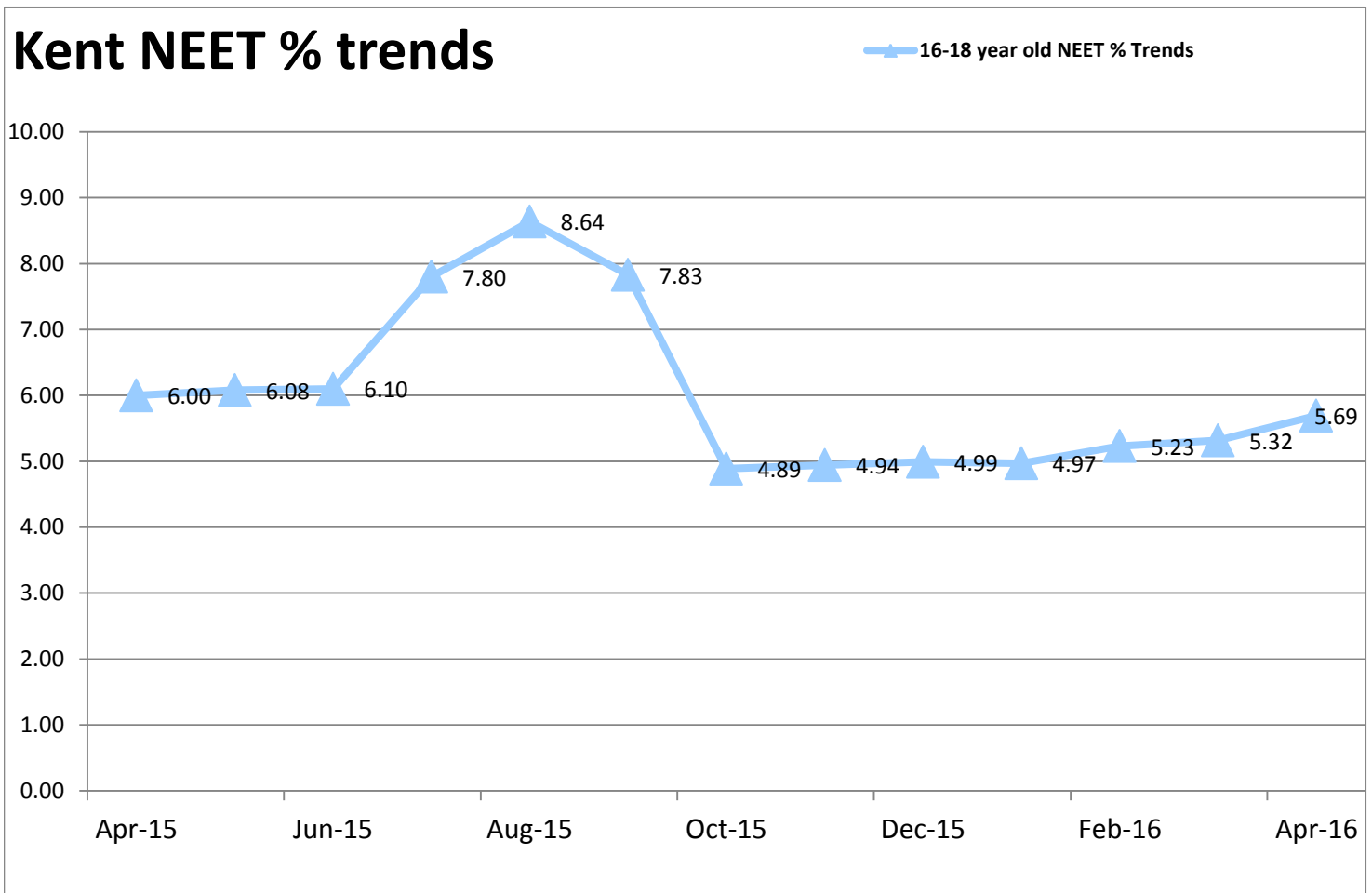
16-18 year old NEET % Trends	Apr-16	Mar-16	Feb-16	Jan-16	Dec-15	Nov-15	Oct-15	Sep-15	Aug-15	Jul-15	Jun-15	May-15	Apr-15
Kent	5.69	5.32	5.23	4.97	4.99	4.94	4.89	7.83	8.64	7.80	6.10	6.08	6.00
Ashford	4.62	4.40	4.33	3.95	3.91	3.82	3.65	5.78	7.45	6.52	5.75	5.99	5.93
Canterbury	5.79	5.89	5.87	5.64	5.34	5.51	5.41	7.73	9.29	8.29	6.30	6.38	6.17
Dartford	5.58	4.84	4.91	4.55	4.70	4.55	4.44	7.90	8.13	7.15	4.97	5.09	5.40
Dover	5.41	4.48	4.36	3.93	4.43	4.22	4.28	7.85	9.27	8.07	6.02	6.00	5.85
Gravesham	6.66	6.51	6.58	6.46	6.36	6.50	6.93	11.30	10.23	9.57	6.97	6.80	6.44
Maidstone	5.43	5.12	4.93	4.88	4.97	4.61	4.47	6.59	7.85	7.19	5.73	5.60	5.46
Sevenoaks	4.07	4.16	4.49	4.18	4.27	4.23	4.26	6.26	5.58	5.18	4.33	4.26	4.14
Shepway	5.66	4.80	4.91	4.68	4.34	4.34	4.74	7.38	9.13	8.28	6.75	6.61	6.99
Swale	7.49	7.42	6.97	6.34	6.31	6.14	5.73	9.25	11.08	9.97	7.78	7.67	7.55
Thanet	6.12	5.59	5.21	5.35	5.31	5.54	5.37	10.31	11.81	10.59	7.55	7.46	7.34
Tonbridge & Malling	4.94	4.66	4.42	4.22	4.36	4.36	4.30	7.14	7.27	6.64	5.19	5.21	4.99
Tunbridge Wells	5.97	5.18	5.27	4.93	5.08	5.14	4.98	7.15	6.05	5.58	4.70	4.81	4.80

16-18 year old Not Known % Trends	Apr-16	Mar-16	Feb-16	Jan-16	Dec-15	Nov-15	Oct-15	Sep-15	Aug-15	Jul-15	Jun-15	May-15	Apr-15
Kent	6.87	7.01	7.44	8.27	10.47	14.14	21.83	51.73	31.14	27.78	9.24	9.61	9.74
Ashford	6.86	6.75	7.04	7.92	10.19	13.13	19.94	46.41	25.99	22.43	9.97	10.28	10.08
Canterbury	5.77	6.36	6.73	7.37	9.17	12.02	19.23	49.22	33.31	28.20	8.56	9.15	8.97
Dartford	6.87	7.02	8.01	9.03	10.33	19.08	26.20	57.63	33.59	32.32	8.08	8.30	8.82
Dover	6.98	7.28	7.60	8.56	10.87	13.26	21.56	55.29	35.70	31.00	9.98	10.21	10.50
Gravesham	7.18	7.27	7.75	8.62	11.38	18.55	25.53	58.16	33.46	33.07	9.16	9.54	9.61
Maidstone	6.40	6.55	7.07	7.71	9.31	11.74	19.43	50.64	28.56	24.87	7.88	8.39	8.64
Sevenoaks	8.06	7.86	8.35	8.93	11.10	16.31	23.66	50.77	29.20	26.23	10.82	11.41	11.24
Shepway	7.06	6.31	6.54	7.35	10.26	12.16	20.00	46.57	28.18	25.10	10.00	10.13	9.92
Swale	7.26	7.86	8.36	9.35	11.32	13.57	20.43	49.92	32.70	28.47	9.20	9.54	9.48
Thanet	7.54	8.29	8.59	9.48	12.06	15.74	25.70	57.11	40.04	35.98	10.92	11.34	11.74
Tonbridge & Malling	6.54	6.50	6.91	7.91	10.14	12.93	21.00	52.63	28.13	24.98	8.42	8.86	9.29
Tunbridge Wells	6.14	5.78	6.13	6.77	9.52	13.22	21.02	47.37	23.14	20.39	8.02	8.28	8.68

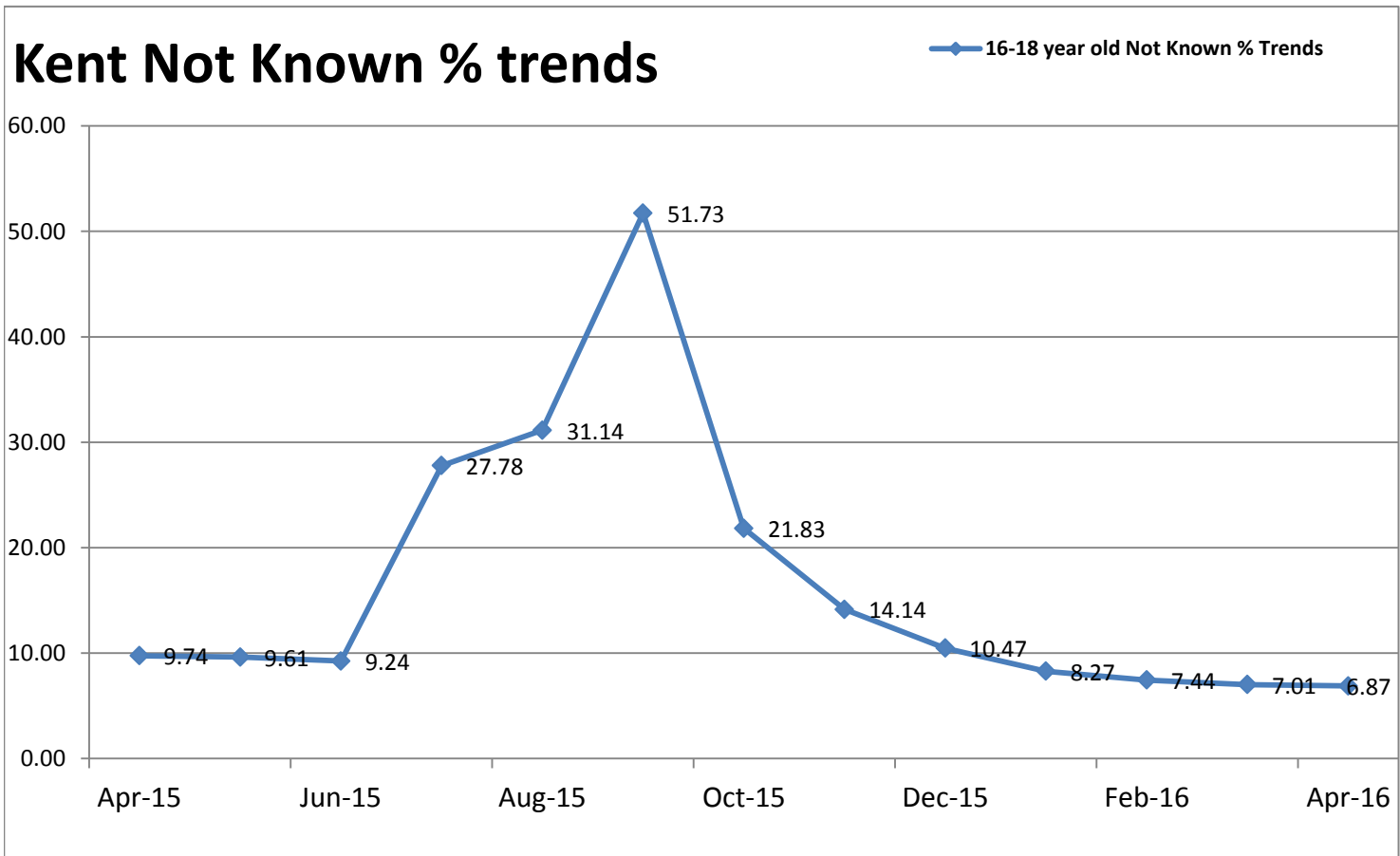
NEETs based on length of time in NEET	Equivalent - May 2015				
	0-6 weeks	7-13 weeks	14-26 weeks	27-52 weeks	52+ weeks
Kent	77	224	481	1110	870
Ashford	9	23	39	66	58
Canterbury	5	16	37	120	81
Dartford	3	12	22	92	54
Dover	8	29	43	53	62
Gravesham	1	14	46	99	81
Maidstone	8	8	46	128	82
Sevenoaks	1	4	16	66	45
Shepway	6	24	37	76	55
Swale	7	39	85	134	104
Thanet	17	30	46	100	103
Tonbridge & Malling	5	11	29	84	74
Tunbridge Wells	7	14	35	92	71

Progress RPA - Participating	
% Age 16	% Age 17
92.57%	82.70%
92.60%	82.81%
93.00%	84.27%
92.26%	83.15%
92.94%	80.87%
92.30%	82.77%
92.22%	83.18%
94.35%	83.37%
92.21%	81.86%
90.81%	81.08%
92.35%	81.63%
92.67%	83.60%
93.80%	84.08%

Kent NEET % trends



Kent Not Known % trends



Education and Young People's Services Performance Management

NEET Monthly Report - Kent

16-18 year old cohort by Vulnerable Group	May-16	Apr-16	Mar-16	Feb-16	Jan-16	Dec-15	Nov-15	Oct-15	Sep-15	Aug-15	Jul-15	Jun-15	May-15
Children in Care (CIC)	1067	1064	1073	1048	991	1150	1128	712	708	693	695	699	668
subset CIC resp. not known	0	0	0	0	0	5	5	4	4	4	5		
subset CIC KCC responsibility	866	860	865	840	782	881	858	440	438	446	446		
subset CIC OOC responsibility	201	203	208	208	209	264	265	268	266	243	244		
Caring for own child	314	300	287	276	260	239	214	188	175	406	399	389	373
Asylum seeker	536	526	523	492	456	452	433	47	19	40	40	40	40
Carer not own child	83	80	78	77	74	73	70	66	66	89	88	88	88
Substance Misuse	63	64	63	62	61	61	62	59	59	74	74	73	73
Care Leaver (CL)	207	192	190	187	185	18	18	17	17	87	87	85	85
subset CL resp. not known	1	1	1	1	1	1	1	1	1	0	0		
subset CL KCC responsibility	194	180	178	175	173	11	11	10	10	79	79		
subset CL OOC responsibility	12	11	11	11	11	6	6	6	6	8	8		
Supervised by YOT	180	178	180	176	132	130	108	239	239	241	241	243	242
Pregnancy	199	190	177	167	153	148	139	141	137	235	238	240	210
Parent not caring for own child	8	8	8	8	8	7	7	7	7	16	16	16	16
SEND (16-18 year olds)	2230	2231	2208	2209	2220	2224	2224	2232	2232	2071	2078	2079	2083
SEND (19+ year olds)	323	341	375	413	467	512	541	595	627	3867	3895	3895	3895
Total 16-18 cohort with at least one vulnerable group	3982	3941	3900	3846	3737	3675	3608	3275	3228	3487	3482	3479	3418

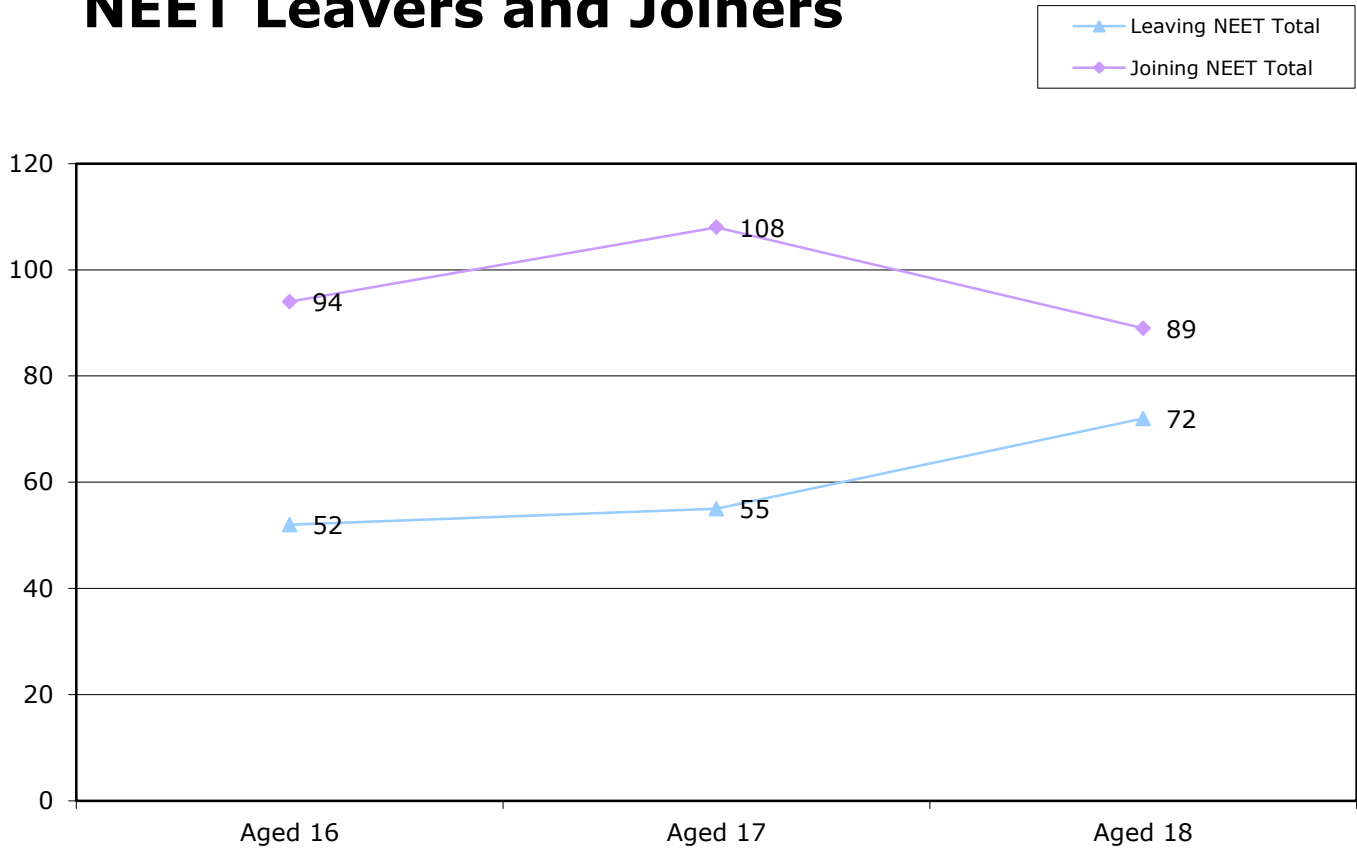
16-18 year old NEET by Vulnerable Group	May-16	Apr-16	Mar-16	Feb-16	Jan-16	Dec-15	Nov-15	Oct-15	Sep-15	Aug-15	Jul-15	Jun-15	May-15
Children in Care (CIC)	105	103	112	104	102	131	117	113	106	131	127	121	116
subset CIC resp. not known	0	0	0	0	0	3	3	3	3	3	4		
subset CIC KCC responsibility	86	83	91	84	84	106	98	92	88	103	98		
subset CIC OOC responsibility	19	20	21	20	18	22	16	18	15	25	25		
Caring for own child	243	230	220	211	196	180	154	131	124	292	290	281	267
Asylum seeker	3	4	6	4	2	4	3	7	3	4	4	4	4
Carer not own child	34	31	31	29	25	22	19	14	16	31	31	32	31
Substance Misuse	15	17	14	13	11	14	15	12	14	16	16	16	16
Care Leaver (CL)	65	59	48	46	43	8	9	8	9	41	40	38	38
subset CL resp. not known	0	4	0	0	0	0	0	0	1	0	0		
subset CL KCC responsibility	60	50	43	41	39	5	6	5	6	37	36		
subset CL OOC responsibility	5	5	5	5	4	3	3	3	2	4	4		
Supervised by YOT	70	72	73	65	50	47	38	82	89	91	91	87	89
Pregnancy	147	142	132	122	114	107	94	91	89	166	168	171	164
Parent not caring for own child	3	3	4	3	3	3	3	3	3	8	7	7	7
SEND (16-18 year olds)	272	264	265	261	244	206	186	163	173	221	212	194	198
SEND (19+ year olds)	27	37	43	49	65	74	79	84	91	841	857	849	841
Total 16-18 NEET with at least one vulnerable group	827	800	783	745	682	617	550	519	516	858	839	816	796

16-18 year old Not Knowns by Vulnerable Group	May-16	Apr-16	Mar-16	Feb-16	Jan-16	Dec-15	Nov-15	Oct-15	Sep-15	Aug-15	Jul-15	Jun-15	May-15
Children in Care (CIC)	25	16	21	22	33	171	209	299	460	360	311	121	115
subset CIC resp. not known	0	0	0	0	0	0	0	0	1	1	1		
subset CIC KCC responsibility	13	8	10	11	18	97	121	176	253	204	177		
subset CIC OOC responsibility	12	8	11	11	15	74	88	123	206	155	133		
Caring for own child	21	20	21	22	20	23	28	36	36	84	75	48	45
Asylum seeker	12	8	8	6	7	9	19	7	13	30	25	13	12
Carer not own child	9	8	8	8	11	13	16	19	37	40	38	15	16
Substance Misuse	7	7	7	7	10	12	15	18	30	35	32	19	16
Care Leaver (CL)	24	21	31	31	42	5	5	4	5	37	35	21	19
subset CL resp. not known	0	0	0	0	0	0	0	0	0	0	0		
subset CL KCC responsibility	19	17	27	27	37	3	3	3	3	34	32		
subset CL OOC responsibility	5	4	4	4	5	2	2	1	2	3	3		
Supervised by YOT	12	10	12	11	11	30	34	90	109	91	76	37	26
Pregnancy	19	19	17	18	17	21	27	33	37	50	45	25	21
Parent not caring for own child	2	2	2	2	2	3	2	2	3	6	7	3	4
SEND (16-18 year olds)	129	126	116	118	167	337	429	642	1333	1011	954	330	314
SEND (19+ year olds)	123	160	172	197	236	262	292	349	504	2912	2886	2700	2693
Total 16-18 not known with at least one vulnerable group	225	211	217	221	283	522	657	976	1812	1531	1407	543	509

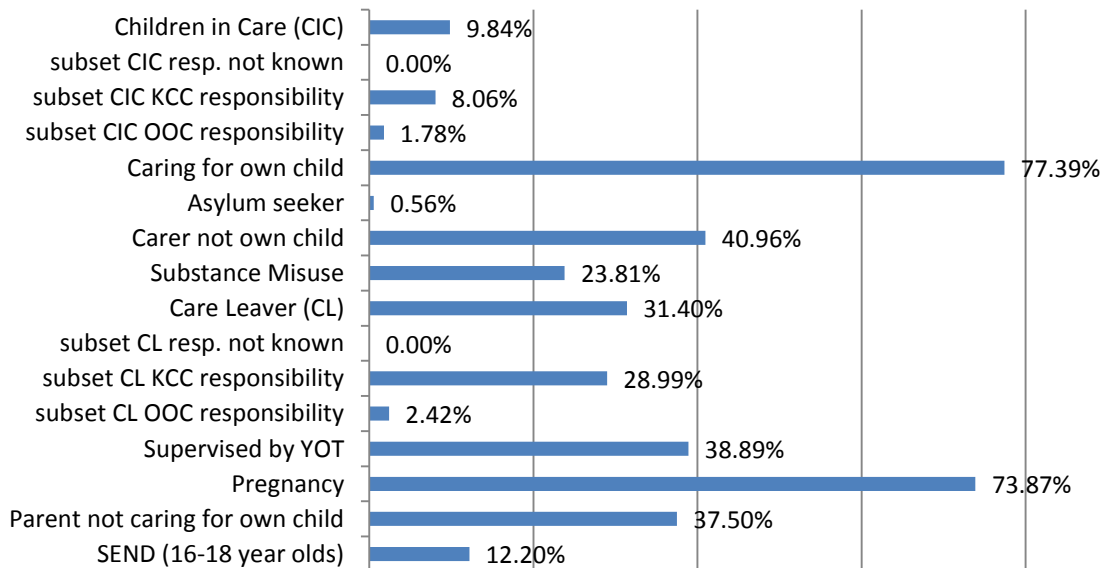
16-18 Year old NEET Leavers & Joiners	Aged 16	Aged 17	Aged 18	16-18 Total	Aged 19
Leaving NEET Total	52	55	72	179	107
Education	6	4	3	13	0
Employment	23	35	47	105	9
Government supported training	20	11	17	48	0
Re-engagement Provision	0	1	0	1	0
Transfer to another LA	2	3	1	6	0
Age reached where no active record required	0	0	0	0	98
Left England so no longer active record	0	0	0	0	0
Found to be a duplicate record	1	0	1	2	0
Deceased	0	0	0	0	0
Custodial Sentence	0	0	0	0	0
Cannot Be Contacted	0	1	1	2	0
Refused to disclose activity	0	0	0	0	0
Unknown Activity	0	0	0	0	0
Other Reason	0	0	2	2	0
Joining NEET Total	94	108	89	291	1
Education	58	50	21	129	1
Employment	12	23	32	67	0
Training	13	11	1	25	0
Re-engagement Provision	0	0	0	0	0
From other area	0	0	0	0	0
Other (inc custodial sentence)	11	24	35	70	0
Joiners>Leavers	-42	-53	-17	-112	106

16-18 Year Old NEET Labour Market Summary	No	%
Available:		
Working not for reward	44	2.04%
Not yet ready for work or learning	132	6.12%
Start Date agreed (other)	21	0.97%
Start Date agreed (RPA compliant)	50	2.32%
Seeking EET	1910	88.55%
Available Total	2157	100%
Unavailable:		
Young carers	21	3.47%
Teenage parents	201	33.22%
Illness	268	44.30%
Pregnancy	105	17.36%
Religious grounds	0	0.00%
Unlikely to be economically active	10	1.65%
Other reason	0	0.00%
Unavailable Total	605	100%

NEET Leavers and Joiners



% of Vulnerable Cohorts who are NEET



Education and Young People's Services Performance Management

NEET Monthly Report - Ashford

16-18 year old cohort by Vulnerable Group	May-16	Apr-16	Mar-16	Feb-16	Jan-16	Dec-15	Nov-15	Oct-15	Sep-15	Aug-15	Jul-15	Jun-15	May-15
Children in Care	165	160	156	150	137	198	194	61	69	61	61	60	55
subset CIC resp. not known	0	0	0	0	0	0	0	0	0	0	0		
subset CIC KCC responsibility	151	145	141	135	122	175	171	38	41	37	37		
subset CIC OOC responsibility	14	15	15	15	15	23	23	23	28	24	24		
Caring for own child	20	19	19	19	19	18	14	12	11	29	28	28	26
Asylum seeker	135	131	125	118	104	142	137	16	2	4	4	4	4
Carer not own child	12	11	11	11	10	10	9	9	9	10	10	10	10
Substance Misuse	6	6	6	5	4	6	5	5	5	7	7	7	7
Care Leaver	19	19	19	19	18	2	2	1	1	6	6	6	5
subset CL resp. not known	0	0	0	0	0	0	0	0	0	0	0		
subset CL KCC responsibility	18	18	18	18	17	2	2	1	1	6	6		
subset CL OOC responsibility	1	1	1	1	1	0	0	0	0	0	0		
Supervised by YOT	6	6	6	6	6	6	6	10	10	13	13	13	13
Pregnancy	13	12	10	8	7	7	8	8	7	15	16	16	14
Parent not caring for own child	0	0	0	0	0	0	0	0	0	0	0	0	0
SEND (16-18 year olds)	166	168	167	170	173	174	177	177	189	154	154	154	154
SEND (19+ year olds)	32	33	34	38	39	41	42	44	44	316	319	319	319
Total 16-18 cohort with at least one vulnerable group	387	382	374	367	354	392	387	266	264	263	262	262	254

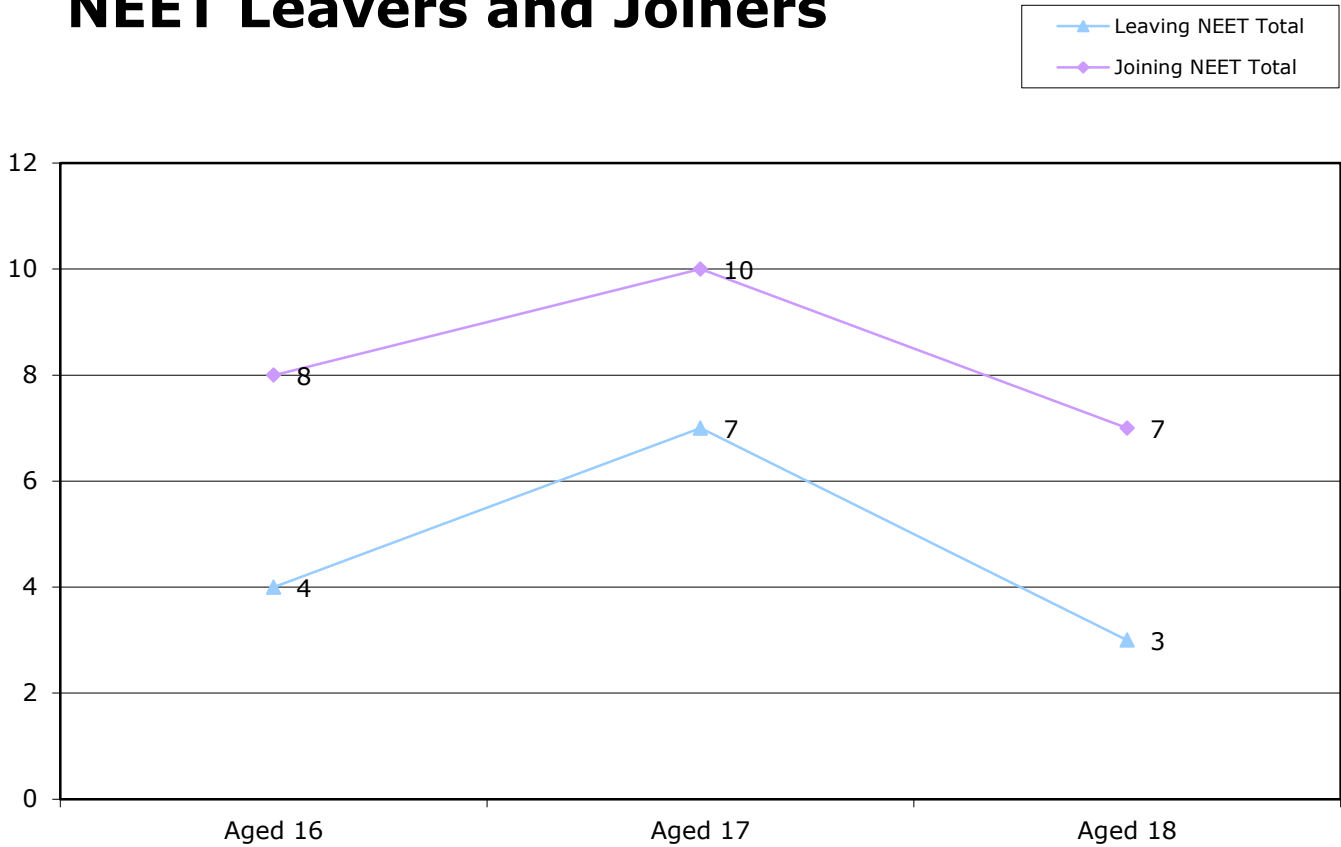
16-18 year old NEET by Vulnerable Group	May-16	Apr-16	Mar-16	Feb-16	Jan-16	Dec-15	Nov-15	Oct-15	Sep-15	Aug-15	Jul-15	Jun-15	May-15
Children in Care	9	7	9	8	9	15	13	12	13	14	12	13	13
subset CIC resp. not known	0	0	0	0	0	0	0	0	0	0	0		
subset CIC KCC responsibility	6	4	5	4	5	11	10	10	11	14	12		
subset CIC OOC responsibility	3	3	4	4	4	4	3	2	2	0	0		
Caring for own child	18	17	16	16	16	16	12	10	8	22	21	21	20
Asylum seeker	0	0	0	1	0	0	0	1	0	0	0	0	0
Carer not own child	3	2	3	3	2	2	1	1	2	1	1	1	1
Substance Misuse	4	3	3	2	1	3	2	3	3	4	4	4	4
Care Leaver	5	5	4	4	4	1	2	1	1	4	4	4	3
subset CL resp. not known	0	0	0	0	0	0	0	0	0	0	0		
subset CL KCC responsibility	5	5	4	4	4	1	2	1	1	4	4		
subset CL OOC responsibility	0	0	0	0	0	0	0	0	0	0	0		
Supervised by YOT	5	4	4	3	4	3	2	3	4	5	5	5	5
Pregnancy	11	11	9	6	6	5	6	6	5	9	10	11	10
Parent not caring for own child	0	0	0	0	0	0	0	0	0	0	0	0	0
SEND (16-18 year olds)	20	19	21	18	17	15	12	12	13	15	13	12	14
SEND (19+ year olds)	4	5	5	6	6	5	6	8	8	40	41	41	40
Total 16-18 NEET with at least one vulnerable group	64	60	60	53	51	47	42	41	40	59	56	57	56

16-18 year old Not Knowns by Vulnerable Group	May-16	Apr-16	Mar-16	Feb-16	Jan-16	Dec-15	Nov-15	Oct-15	Sep-15	Aug-15	Jul-15	Jun-15	May-15
Children in Care	2	1	1	1	2	15	24	26	43	33	31	15	12
subset CIC resp. not known	0	0	0	0	0	0	0	0	0	0	0		
subset CIC KCC responsibility	2	1	1	1	2	7	14	13	22	15	14		
subset CIC OOC responsibility	0	0	0	0	0	8	10	13	21	18	17		
Caring for own child	2	2	2	2	2	1	1	1	1	4	4	4	4
Asylum seeker	1	1	1	1	2	2	7	2	2	4	3	2	2
Carer not own child	1	1	1	1	1	2	2	2	5	6	6	3	3
Substance Misuse	0	0	0	0	0	0	0	0	2	1	1	1	1
Care Leaver	1	1	2	2	2	0	0	0	0	1	1	2	2
subset CL resp. not known	0	0	0	0	0	0	0	0	0	0	0		
subset CL KCC responsibility	0	0	1	1	1	0	0	0	0	1	1		
subset CL OOC responsibility	1	1	1	1	1	0	0	0	0	0	0		
Supervised by YOT	0	0	1	0	1	2	2	3	3	3	3	4	3
Pregnancy	1	1	1	1	1	2	2	2	2	5	5	4	4
Parent not caring for own child	0	0	0	0	0	0	0	0	0	0	0	0	0
SEND (16-18 year olds)	10	11	10	11	13	26	35	54	113	63	55	26	23
SEND (19+ year olds)	19	20	20	23	23	25	26	26	34	263	266	254	247
Total not known with at least one vulnerable group	16	17	18	18	22	43	58	77	147	104	94	51	47

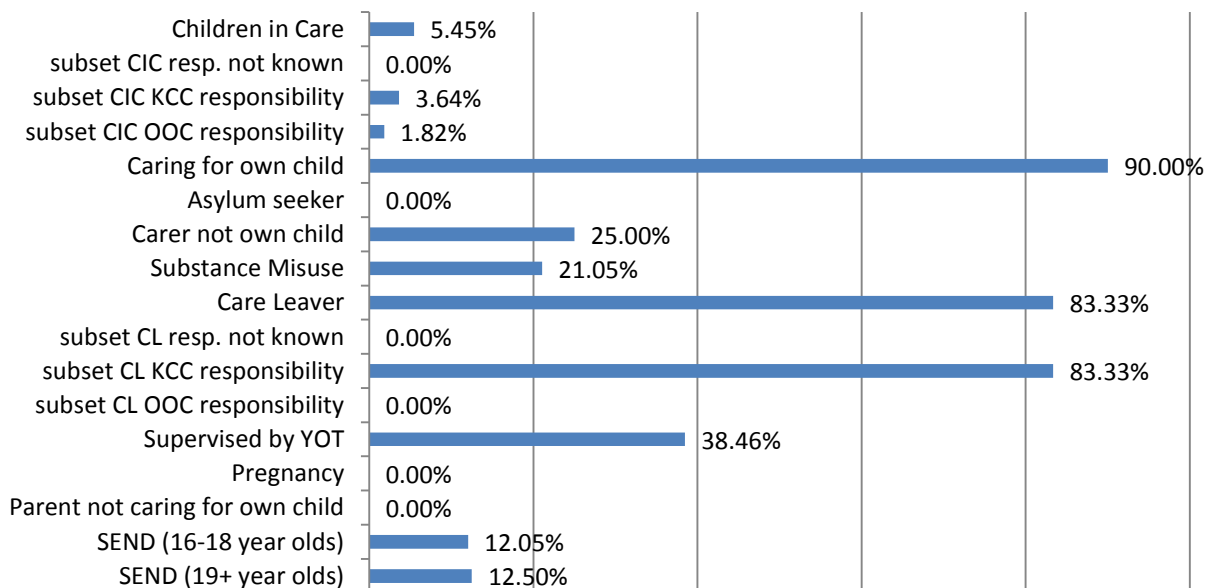
16-18 Year old NEET Leavers & Joiners	Aged 16	Aged 17	Aged 18	16-18 Total	Aged 19
Leaving NEET Total	4	7	3	14	10
Education	1	2	0	3	0
Employment	3	4	1	8	0
Government supported training	0	1	0	1	0
Re-engagement Provision	0	0	0	0	0
Transfer to another LA	0	0	1	1	0
Age reached where no active record required	0	0	0	0	10
Left England so no longer active record	0	0	0	0	0
Found to be a duplicate record	0	0	0	0	0
Deceased	0	0	0	0	0
Custodial Sentence	0	0	0	0	0
Cannot Be Contacted	0	0	0	0	0
Refused to disclose activity	0	0	0	0	0
Unknown Activity	0	0	0	0	0
Other Reason	0	0	1	1	0
Joining NEET Total	8	10	7	25	0
Education	5	5	0	10	0
Employment	1	2	6	9	0
Training	2	1	0	3	0
Re-engagement Provision	0	0	0	0	0
From other area	0	0	0	0	0
Other (inc custodial sentence)	0	2	1	3	0
Joiners>Leavers	-4	-3	-4	-11	10

16-18 Year Old NEET Labour Market Summary	No	%
Available:		
Working not for reward	7	5.04%
Not yet ready for work or learning	16	11.51%
Start Date agreed (other)	1	0.72%
Start Date agreed (RPA compliant)	5	3.60%
Seeking EET	110	79.14%
Available Total	139	100%
Unavailable:		
Young carers	3	5.36%
Teenage parents	15	26.79%
Illness	29	51.79%
Pregnancy	8	14.29%
Religious grounds	0	0.00%
Unlikely to be economically active	1	1.79%
Other reason	0	0.00%
Unavailable Total	56	100%

NEET Leavers and Joiners



% of Vulnerable Cohorts who are NEET



Education and Young People's Services Performance Management

NEET Monthly Report - Canterbury

16-18 year old cohort by Vulnerable Group	May-16	Apr-16	Mar-16	Feb-16	Jan-16	Dec-15	Nov-15	Oct-15	Sep-15	Aug-15	Jul-15	Jun-15	May-15
Children in Care	188	190	189	184	174	180	176	85	80	85	85	85	81
subset CIC resp. not known	0	0	0	0	0	2	2	2	2	2	2		
subset CIC KCC responsibility	148	149	147	142	132	132	128	38	36	43	43		
subset CIC OOC responsibility	40	41	42	42	42	46	46	45	42	40	40		
Caring for own child	28	27	28	29	26	22	18	16	14	36	35	35	33
Asylum seeker	115	113	111	104	99	91	89	5	1	7	7	7	7
Carer not own child	7	6	7	7	7	6	6	6	6	4	4	4	4
Substance Misuse	9	9	9	9	9	9	9	9	9	9	9	9	9
Care Leaver	36	36	35	34	34	0	0	0	0	6	6	6	6
subset CL resp. not known	0	0	0	0	0	0	0	0	0	0	0		
subset CL KCC responsibility	35	35	34	33	33	0	0	0	0	6	6		
subset CL OOC responsibility	1	1	1	1	1	0	0	0	0	0	0		
Supervised by YOT	12	12	12	12	6	6	7	27	28	20	20	20	20
Pregnancy	22	22	22	17	17	17	16	15	14	24	24	24	20
Parent not caring for own child	0	0	0	0	0	0	0	0	0	0	0	0	0
SEND (16-18 year olds)	243	245	242	244	244	245	244	242	226	221	222	223	224
SEND (19+ year olds)	28	32	38	44	52	54	53	57	59	343	345	345	345
Total 16-18 cohort with at least one vulnerable group	501	501	497	488	472	440	434	357	332	357	356	357	349

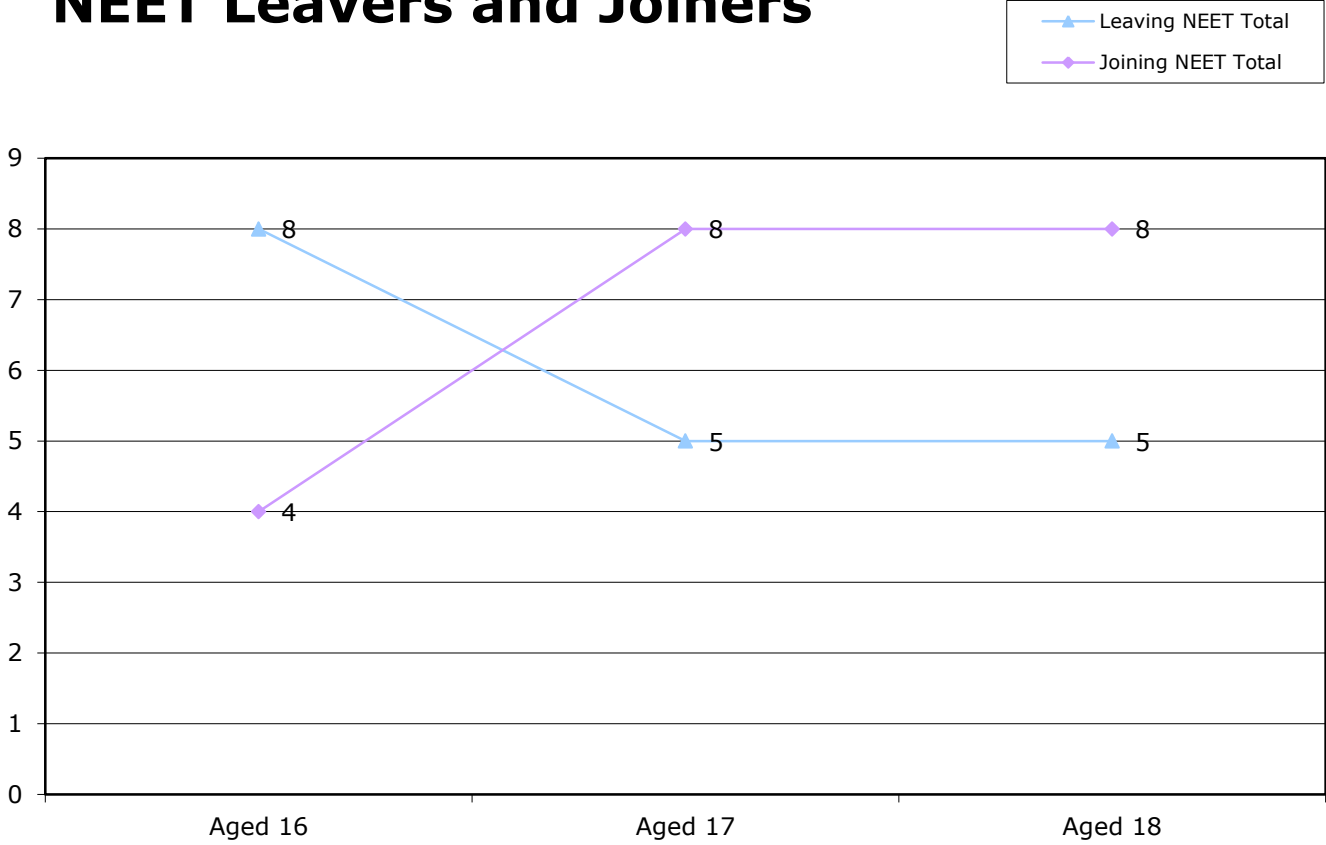
16-18 year old NEET by Vulnerable Group	May-16	Apr-16	Mar-16	Feb-16	Jan-16	Dec-15	Nov-15	Oct-15	Sep-15	Aug-15	Jul-15	Jun-15	May-15
Children in Care	15	19	20	22	22	18	12	13	11	14	14	14	14
subset CIC resp. not known	0	0	0	0	0	1	1	2	1	1	1		
subset CIC KCC responsibility	12	15	15	16	16	10	7	7	7	8	8		
subset CIC OOC responsibility	3	4	5	6	6	7	4	5	3	5	5		
Caring for own child	15	15	18	19	17	13	10	9	7	22	22	22	20
Asylum seeker	1	1	1	1	1	0	0	1	0	1	1	1	1
Carer not own child	2	2	3	2	2	1	1	0	0	0	0	0	0
Substance Misuse	0	1	1	1	1	1	1	1	1	2	2	2	1
Care Leaver	4	4	3	4	5	0	0	0	0	5	5	5	5
subset CL resp. not known	0	4	0	0	0	0	0	0	0	0	0		
subset CL KCC responsibility	4	0	3	3	4	0	0	0	0	5	5		
subset CL OOC responsibility	0		0	1	1	0	0	0	0	0	0		
Supervised by YOT	8	8	9	10	4	4	5	7	8	7	7	8	8
Pregnancy	17	17	17	13	15	15	14	14	12	19	19	19	19
Parent not caring for own child	0	0	0	0	0	0	0	0	0	0	0	0	0
SEND (16-18 year olds)	39	39	38	40	37	30	24	21	22	27	26	25	25
SEND (19+ year olds)	3	5	7	8	8	9	8	9	9	78	78	77	77
Total 16-18 NEET with at least one vulnerable group	89	92	96	96	89	68	58	56	51	82	80	80	77

16-18 year old Not Knowns by Vulnerable Group	May-16	Apr-16	Mar-16	Feb-16	Jan-16	Dec-15	Nov-15	Oct-15	Sep-15	Aug-15	Jul-15	Jun-15	May-15
Children in Care	3	1	2	3	3	18	21	30	55	47	44	12	11
subset CIC resp. not known	0	0	0	0	0	0	0	0	1	1	1		
subset CIC KCC responsibility	1	1	1	1	1	12	14	20	25	19	19		
subset CIC OOC responsibility	2	0	1	2	2	6	7	10	29	27	24		
Caring for own child	3	3	4	4	4	5	6	6	7	11	9	6	6
Asylum seeker	2	2	2	1	1	1	2	1	1	6	6	4	3
Carer not own child	2	2	2	2	2	3	3	4	5	2	2	0	0
Substance Misuse	3	2	1	1	1	1	2	2	5	4	4	2	2
Care Leaver	3	4	4	3	4	0	0	0	0	1	1	0	0
subset CL resp. not known	0	0	0	0	0	0	0	0	0	0	0		
subset CL KCC responsibility	3	4	4	3	4	0	0	0	0	1	1		
subset CL OOC responsibility	0	0	0	0	0	0	0	0	0	0	0		
Supervised by YOT	2	2	1	1	1	0	1	11	15	9	8	1	0
Pregnancy	1	1	1	1	1	1	1	1	2	3	3	2	0
Parent not caring for own child	0	0	0	0	0	0	0	0	0	0	0	0	0
SEND (16-18 year olds)	15	14	16	16	19	36	46	72	131	116	112	32	31
SEND (19+ year olds)	13	17	19	24	34	34	35	38	48	259	260	218	218
Total not known with at least one vulnerable group	30	27	30	29	33	56	71	111	193	170	160	52	47

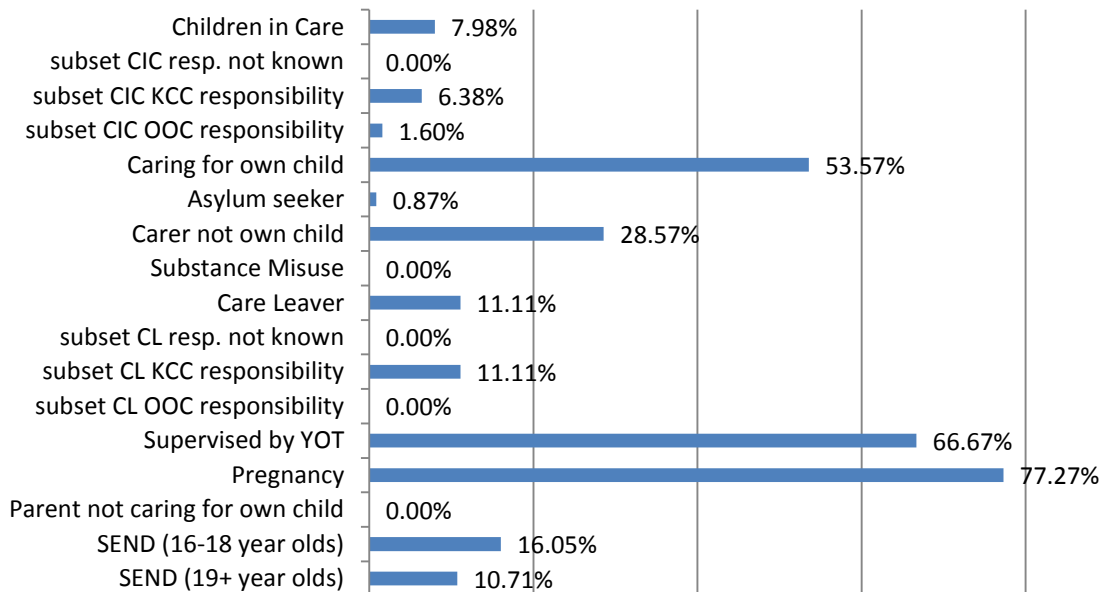
16-18 Year old NEET Leavers & Joiners	Aged 16	Aged 17	Aged 18	16-18 Total	Aged 19
Leaving NEET Total	8	5	5	18	10
Education	1	0	0	1	0
Employment	5	5	5	15	0
Government supported training	1	0	0	1	0
Re-engagement Provision	0	0	0	0	0
Transfer to another LA	1	0	0	1	0
Age reached where no active record required	0	0	0	0	10
Left England so no longer active record	0	0	0	0	0
Found to be a duplicate record	0	0	0	0	0
Deceased	0	0	0	0	0
Custodial Sentence	0	0	0	0	0
Cannot Be Contacted	0	0	0	0	0
Refused to disclose activity	0	0	0	0	0
Unknown Activity	0	0	0	0	0
Other Reason	0	0	0	0	0
Joining NEET Total	4	8	8	20	0
Education	1	5	1	7	0
Employment	1	1	1	3	0
Training	2	0	0	2	0
Re-engagement Provision	0	0	0	0	0
From other area	0	0	0	0	0
Other (inc custodial sentence)	0	2	6	8	0
Joiners>Leavers	4	-3	-3	-2	10

16-18 Year Old NEET Labour Market Summary	No	%
Available:		
Working not for reward	5	2.50%
Not yet ready for work or learning	14	7.00%
Start Date agreed (other)	1	0.50%
Start Date agreed (RPA compliant)	0	0.00%
Seeking EET	180	90.00%
Available Total	200	100%
Unavailable:		
Young carers	1	1.69%
Teenage parents	12	20.34%
Illness	31	52.54%
Pregnancy	12	20.34%
Religious grounds	0	0.00%
Unlikely to be economically active	3	5.08%
Other reason	0	0.00%
Unavailable Total	59	100%

NEET Leavers and Joiners



% of Vulnerable Cohorts who are NEET



Education and Young People's Services Performance Management

NEET Monthly Report - Dartford

16-18 year old cohort by Vulnerable Group	May-16	Apr-16	Mar-16	Feb-16	Jan-16	Dec-15	Nov-15	Oct-15	Sep-15	Aug-15	Jul-15	Jun-15	May-15
Children in Care	31	31	31	32	30	37	37	31	27	31	29	28	25
subset CIC resp. not known	0	0	0	0	0	1	1	1	1	1	1		
subset CIC KCC responsibility	22	22	22	23	22	25	25	19	16	19	17		
subset CIC OOC responsibility	9	9	9	9	8	11	11	11	10	11	11		
Caring for own child	15	14	14	13	13	14	10	6	4	16	16	14	14
Asylum seeker	10	10	11	10	9	3	3	0	0	1	1	1	1
Carer not own child	2	2	2	2	2	2	2	2	1	5	5	5	5
Substance Misuse	1	1	1	1	1	1	1	1	1	2	1	1	1
Care Leaver	13	12	12	11	11	0	0	0	0	2	2	2	2
subset CL resp. not known	0	0	0	0	0	0	0	0	0	0	0		
subset CL KCC responsibility	13	12	12	11	11	0	0	0	0	2	2		
subset CL OOC responsibility	0	0	0	0	0	0	0	0	0	0	0		
Supervised by YOT	8	8	8	8	7	6	6	11	10	11	10	9	9
Pregnancy	6	7	7	7	7	6	2	2	3	7	6	6	3
Parent not caring for own child	0	0	0	0	0	0	0	0	0	1	1	1	1
SEND (16-18 year olds)	119	119	112	113	112	112	111	112	120	114	114	113	113
SEND (19+ year olds)	15	18	23	24	27	30	34	36	37	248	248	248	248
Total 16-18 cohort with at least one vulnerable group	179	178	172	171	168	163	154	150	153	175	172	170	164

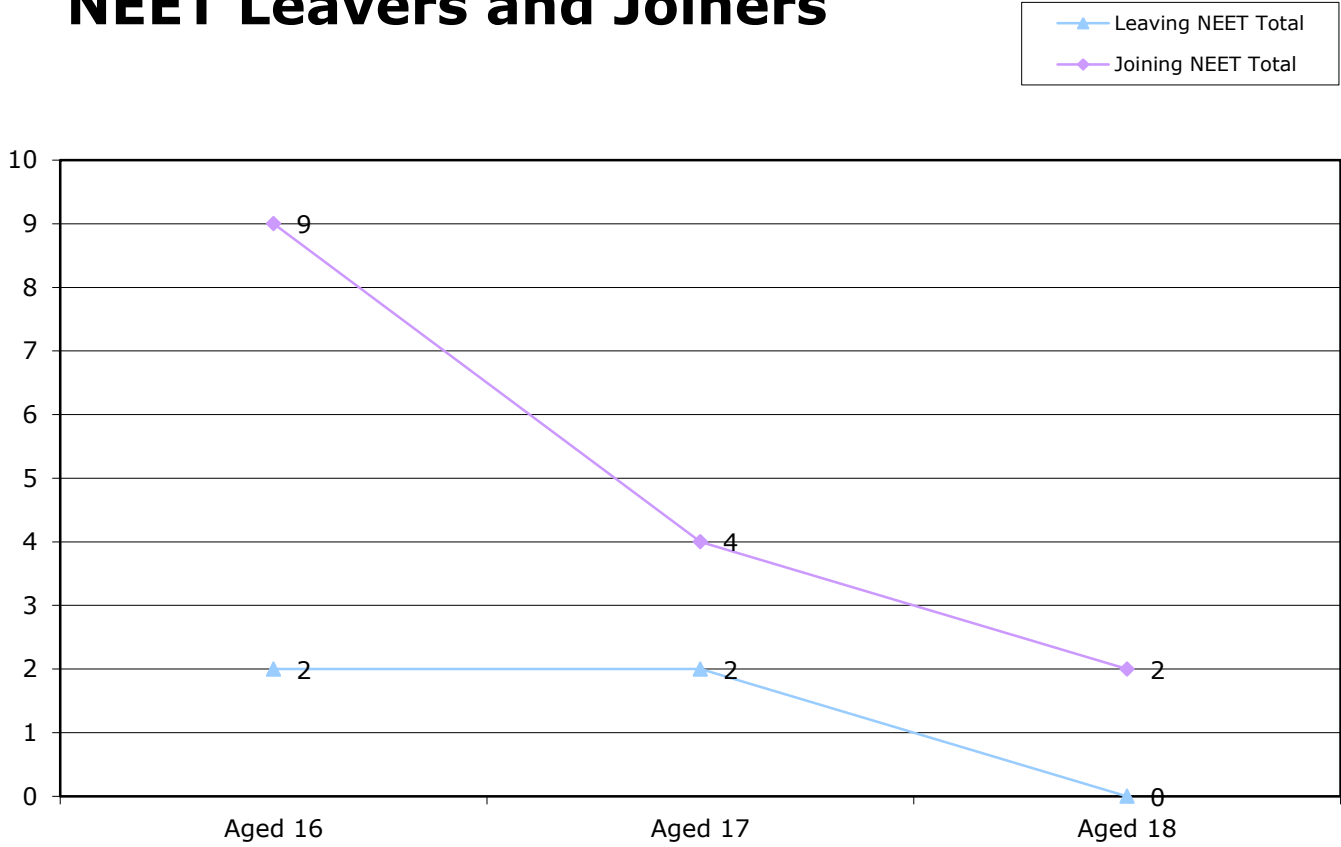
16-18 year old NEET by Vulnerable Group	May-16	Apr-16	Mar-16	Feb-16	Jan-16	Dec-15	Nov-15	Oct-15	Sep-15	Aug-15	Jul-15	Jun-15	Jan-00
Children in Care	6	5	4	4	2	6	7	8	7	10	8	6	5
subset CIC resp. not known	0	0	0	0	0	1	1	1	1	1	1		
subset CIC KCC responsibility	5	4	3	3	2	4	5	6	5	7	5		
subset CIC OOC responsibility	1	1	1	1	0	1	1	1	1	2	2		
Caring for own child	11	10	10	9	10	12	8	5	4	15	15	13	13
Asylum seeker	0	0	0	0	0	0	0	0	0	1	1	1	1
Carer not own child	1	1	1	1	0	0	0	0	0	1	1	1	1
Substance Misuse	1	1	0	0	0	0	0	0	0	0	0	0	0
Care Leaver	4	5	4	4	4	0	0	0	0	0	0	0	0
subset CL resp. not known	0	0	0	0	0	0	0	0	0	0	0		
subset CL KCC responsibility	4	5	4	4	4	0	0	0	0	0	0		
subset CL OOC responsibility	0	0	0	0	0	0	0	0	0	0	0		
Supervised by YOT	2	3	2	2	1	1	2	4	4	3	4	3	3
Pregnancy	5	5	5	5	5	5	1	1	2	4	3	3	2
Parent not caring for own child	0	0	0	0	0	0	0	0	0	1	1	1	1
SEND (16-18 year olds)	15	15	13	13	11	11	8	5	7	7	6	4	5
SEND (19+ year olds)	1	1	2	2	2	2	4	5	4	42	42	41	40
Total 16-18 NEET with at least one vulnerable group	40	41	36	35	31	33	23	20	20	35	32	28	27

16-18 year old Not Knowns by Vulnerable Group	May-16	Apr-16	Mar-16	Feb-16	Jan-16	Dec-15	Nov-15	Oct-15	Sep-15	Aug-15	Jul-15	Jun-15	May-15
Children in Care	0	0	1	2	3	8	9	13	16	14	12	8	6
subset CIC resp. not known	0	0	0	0	0	0	0	0	0	0	0		
subset CIC KCC responsibility	0	0	0	1	2	4	4	7	8	7	7		
subset CIC OOC responsibility	0	0	1	1	1	4	5	6	8	7	5		
Caring for own child	0	0	0	0	0	0	0	0	0	1	1	1	1
Asylum seeker	0	0	0	0	0	0	0	0	0	0	0	0	0
Carer not own child	0	0	0	0	1	1	1	1	1	3	3	2	2
Substance Misuse	0	0	1	1	1	1	0	0	0	1	1	1	1
Care Leaver	1	1	2	1	2	0	0	0	0	2	2	2	2
subset CL resp. not known	0	0	0	0	0	0	0	0	0	0	0		
subset CL KCC responsibility	1	1	2	1	2	0	0	0	0	2	2		
subset CL OOC responsibility	0	0	0	0	0	0	0	0	0	0	0		
Supervised by YOT	0	0	0	0	0	3	2	3	4	6	3	1	1
Pregnancy	1	1	1	1	1	1	1	1	1	3	3	1	1
Parent not caring for own child	0	0	0	0	0	0	0	0	0	0	0	0	0
SEND (16-18 year olds)	6	6	8	6	9	17	29	39	68	52	48	15	14
SEND (19+ year olds)	8	12	10	11	13	15	17	18	31	201	194	185	185
Total not known with at least one vulnerable group	8	8	12	10	14	26	38	52	84	78	70	28	25

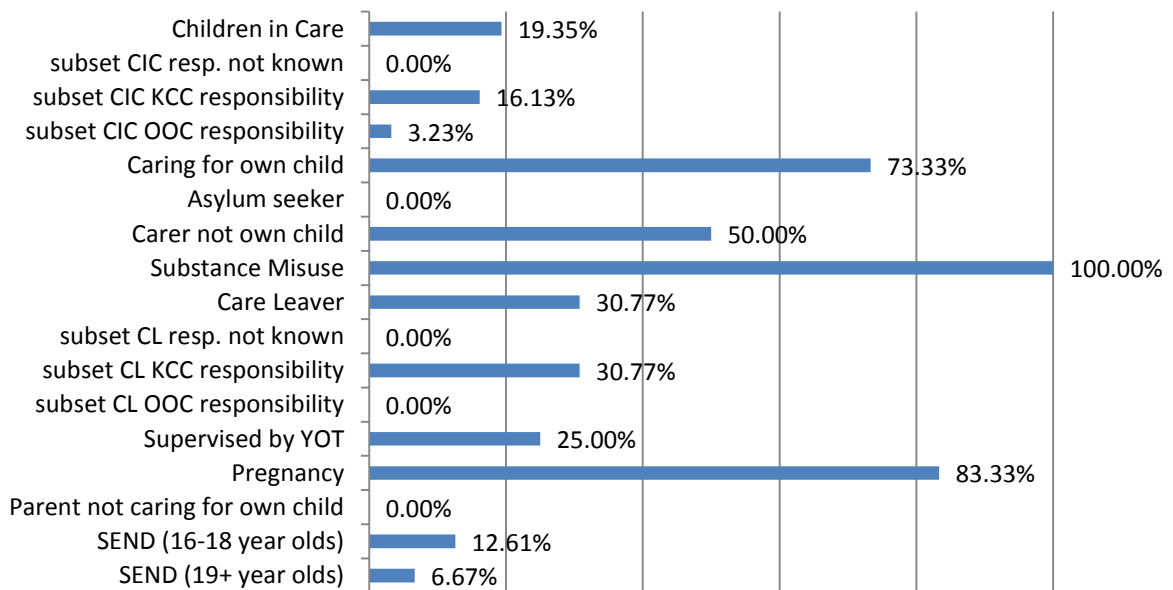
16-18 Year old NEET Leavers & Joiners	Aged 16	Aged 17	Aged 18	16-18 Total	Aged 19
Leaving NEET Total	2	2	0	4	4
Education	0	0	0	0	0
Employment	0	1	0	1	0
Government supported training	1	1	0	2	0
Re-engagement Provision	0	0	0	0	0
Transfer to another LA	0	0	0	0	0
Age reached where no active record required	0	0	0	0	4
Left England so no longer active record	0	0	0	0	0
Found to be a duplicate record	1	0	0	1	0
Deceased	0	0	0	0	0
Custodial Sentence	0	0	0	0	0
Cannot Be Contacted	0	0	0	0	0
Refused to disclose activity	0	0	0	0	0
Unknown Activity	0	0	0	0	0
Other Reason	0	0	0	0	0
Joining NEET Total	9	4	2	15	0
Education	6	1	0	7	0
Employment	2	2	2	6	0
Training	0	0	0	0	0
Re-engagement Provision	0	0	0	0	0
From other area	0	0	0	0	0
Other (inc custodial sentence)	1	1	0	2	0
Joiners>Leavers	-7	-2	-2	-11	4

16-18 Year Old NEET Labour Market Summary	No	%
Available:		
Working not for reward	1	0.66%
Not yet ready for work or learning	4	2.63%
Start Date agreed (other)	1	0.66%
Start Date agreed (RPA compliant)	5	3.29%
Seeking EET	141	92.76%
Available Total	152	100%
Unavailable:		
Young carers	0	0.00%
Teenage parents	11	35.48%
Illness	15	48.39%
Pregnancy	4	12.90%
Religious grounds	0	0.00%
Unlikely to be economically active	1	3.23%
Other reason	0	0.00%
Unavailable Total	31	100%

NEET Leavers and Joiners



% of Vulnerable Cohorts who are NEET



Education and Young People's Services Performance Management

NEET Monthly Report - Dover

16-18 year old cohort by Vulnerable Group	May-16	Apr-16	Mar-16	Feb-16	Jan-16	Dec-15	Nov-15	Oct-15	Sep-15	Aug-15	Jul-15	Jun-15	May-15
Children in Care	59	59	60	60	55	58	61	55	60	55	55	55	52
subset CIC resp. not known	0	0	0	0	0	0	0	0	0	0	0		
subset CIC KCC responsibility	51	51	52	52	47	46	49	40	44	40	40		
subset CIC OOC responsibility	8	8	8	8	8	12	12	15	16	15	15		
Caring for own child	32	30	28	26	24	24	18	17	16	43	42	41	41
Asylum seeker	21	22	23	22	20	10	10	3	2	4	4	4	4
Carer not own child	9	8	6	6	6	6	6	6	6	6	6	6	6
Substance Misuse	12	13	13	13	14	14	14	13	13	16	16	16	16
Care Leaver	8	7	8	7	7	1	1	1	1	10	9	9	10
subset CL resp. not known	0	0	0	0	0	0	0	0	0	0	0		
subset CL KCC responsibility	8	7	8	7	7	1	1	1	1	10	9		
subset CL OOC responsibility	0	0	0	0	0	0	0	0	0	0	0		
Supervised by YOT	22	23	23	21	22	15	16	30	30	27	28	28	29
Pregnancy	23	23	22	22	19	19	19	16	16	21	21	22	22
Parent not caring for own child	1	1	1	1	1	1	1	1	1	2	2	2	2
SEND (16-18 year olds)	170	169	171	170	174	178	180	190	193	173	175	175	177
SEND (19+ year olds)	27	30	30	37	41	48	52	60	63	341	341	341	341
Total 16-18 cohort with at least one vulnerable group	312	308	306	302	297	286	284	288	290	310	309	309	311

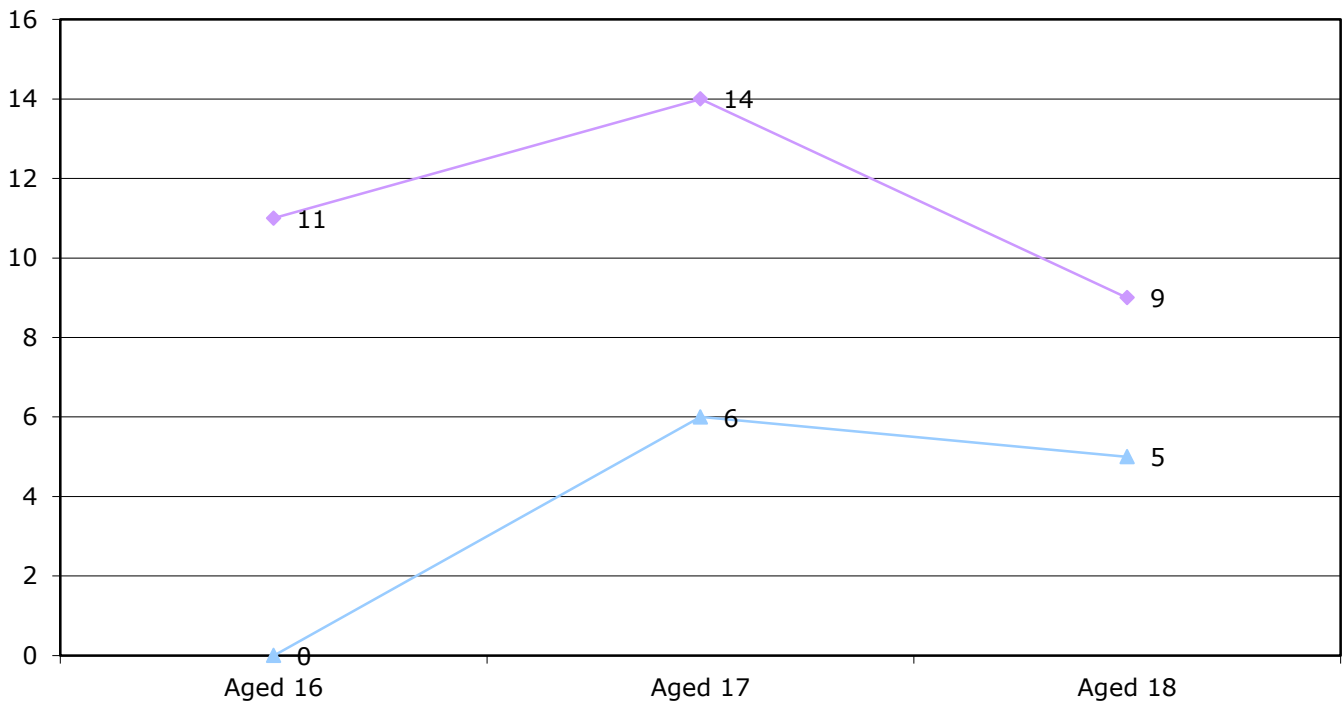
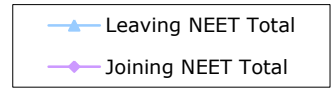
16-18 year old NEET by Vulnerable Group	May-16	Apr-16	Mar-16	Feb-16	Jan-16	Dec-15	Nov-15	Oct-15	Sep-15	Aug-15	Jul-15	Jun-15	May-15
Children in Care	10	7	7	6	6	13	10	9	8	14	12	11	10
subset CIC resp. not known	0	0	0	0	0	0	0	0	0	0	0		
subset CIC KCC responsibility	8	6	6	5	5	12	10	9	8	12	10		
subset CIC OOC responsibility	2	1	1	1	1	1	0	0	0	2	2		
Caring for own child	24	23	20	18	17	17	11	11	11	26	25	24	23
Asylum seeker	0	1	2	1	0	1	0	0	0	0	0	0	0
Carer not own child	4	3	1	1	1	1	1	2	2	2	2	2	2
Substance Misuse	0	1	0	1	1	3	2	2	1	2	2	3	3
Care Leaver	1	2	2	2	1	0	0	0	0	7	6	6	7
subset CL resp. not known	0	0	0	0	0	0	0	0	0	0	0		
subset CL KCC responsibility	1	2	2	2	1	0	0	0	0	7	6		
subset CL OOC responsibility	0	0	0	0	0	0	0	0	0	0	0		
Supervised by YOT	8	10	9	7	8	5	5	7	9	11	10	9	10
Pregnancy	19	19	19	19	16	17	16	12	12	17	16	17	17
Parent not caring for own child	1	1	1	1	1	1	1	1	1	2	1	1	1
SEND (16-18 year olds)	20	18	21	17	15	15	15	13	14	20	17	17	18
SEND (19+ year olds)	2	2	2	3	3	5	5	7	9	96	96	96	95
Total 16-18 NEET with at least one vulnerable group	75	71	68	62	56	60	51	46	47	83	75	75	76

16-18 year old Not Knowns by Vulnerable Group	May-16	Apr-16	Mar-16	Feb-16	Jan-16	Dec-15	Nov-15	Oct-15	Sep-15	Aug-15	Jul-15	Jun-15	May-15
Children in Care	2	2	2	1	3	13	17	29	41	25	17	6	7
subset CIC resp. not known	0	0	0	0	0	0	0	0	0	0	0		
subset CIC KCC responsibility	2	2	2	1	3	9	12	19	27	16	11		
subset CIC OOC responsibility	0	0	0	0	0	4	5	10	14	9	6		
Caring for own child	3	3	3	3	3	3	3	4	4	15	12	7	7
Asylum seeker	3	3	3	1	1	1	2	2	2	4	3	3	3
Carer not own child	1	1	1	1	1	1	2	2	2	4	4	3	3
Substance Misuse	1	1	1	1	2	2	3	5	8	8	6	3	3
Care Leaver	3	3	4	3	3	0	0	0	0	3	3	2	2
subset CL resp. not known	0	0	0	0	0	0	0	0	0	0	0		
subset CL KCC responsibility	3	3	4	3	3	0	0	0	0	3	3		
subset CL OOC responsibility	0	0	0	0	0	0	0	0	0	0	0		
Supervised by YOT	3	2	2	2	2	3	4	13	15	9	7	3	0
Pregnancy	2	2	1	1	1	1	2	2	3	3	4	4	4
Parent not caring for own child	0	0	0	0	0	0	0	0	0	0	1	0	0
SEND (16-18 year olds)	8	8	8	9	15	30	37	63	130	97	92	32	32
SEND (19+ year olds)	13	21	21	25	28	33	37	41	51	234	231	220	221
Total not known with at least one vulnerable group	20	20	20	19	25	44	57	93	173	148	132	55	54

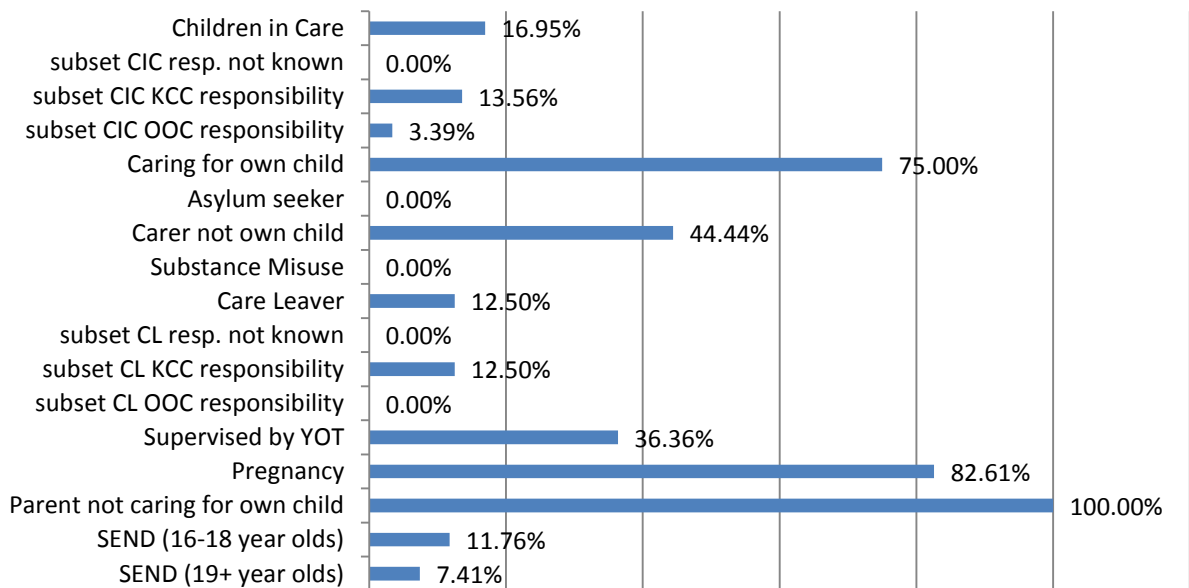
16-18 Year old NEET Leavers & Joiners	Aged 16	Aged 17	Aged 18	16-18 Total	Aged 19
Leaving NEET Total	0	6	5	11	9
Education	0	1	0	1	0
Employment	0	2	3	5	0
Government supported training	0	1	2	3	0
Re-engagement Provision	0	0	0	0	0
Transfer to another LA	0	1	0	1	0
Age reached where no active record required	0	0	0	0	9
Left England so no longer active record	0	0	0	0	0
Found to be a duplicate record	0	0	0	0	0
Deceased	0	0	0	0	0
Custodial Sentence	0	0	0	0	0
Cannot Be Contacted	0	1	0	1	0
Refused to disclose activity	0	0	0	0	0
Unknown Activity	0	0	0	0	0
Other Reason	0	0	0	0	0
Joining NEET Total	11	14	9	34	0
Education	8	7	1	16	0
Employment	0	2	4	6	0
Training	2	2	0	4	0
Re-engagement Provision	0	0	0	0	0
From other area	0	0	0	0	0
Other (inc custodial sentence)	1	3	4	8	0
Joiners>Leavers	-11	-8	-4	-23	9

16-18 Year Old NEET Labour Market Summary	No	%
Available:		
Working not for reward	2	1.40%
Not yet ready for work or learning	21	14.69%
Start Date agreed (other)	0	0.00%
Start Date agreed (RPA compliant)	5	3.50%
Seeking EET	115	80.42%
Available Total	143	100%
Unavailable:		
Young carers	3	5.77%
Teenage parents	21	40.38%
Illness	14	26.92%
Pregnancy	14	26.92%
Religious grounds	0	0.00%
Unlikely to be economically active	0	0.00%
Other reason	0	0.00%
Unavailable Total	52	100%

NEET Leavers and Joiners



% of Vulnerable Cohorts who are NEET



Education and Young People's Services Performance Management

NEET Monthly Report - Gravesham

16-18 year old cohort by Vulnerable Group	May-16	Apr-16	Mar-16	Feb-16	Jan-16	Dec-15	Nov-15	Oct-15	Sep-15	Aug-15	Jul-15	Jun-15	May-15
Children in Care	91	91	94	88	85	94	92	52	48	40	42	45	42
subset CIC resp. not known	0	0	0	0	0	1	1	1	1	1	1		
subset CIC KCC responsibility	77	77	80	74	71	75	73	35	34	25	27		
subset CIC OOC responsibility	14	14	14	14	14	18	18	16	13	14	14		
Caring for own child	31	31	30	29	27	23	22	18	17	27	24	22	22
Asylum seeker	55	54	56	51	47	36	36	3	3	4	4	4	4
Carer not own child	5	5	5	5	5	5	4	4	5	7	7	7	8
Substance Misuse	3	3	3	3	3	3	3	3	3	3	4	4	3
Care Leaver	18	17	17	16	16	1	1	1	1	6	6	6	6
subset CL resp. not known	0	0	0	0	0	0	0	0	0	0	0		
subset CL KCC responsibility	17	17	17	16	16	1	1	1	1	6	6		
subset CL OOC responsibility	1	0	0	0	0	0	0	0	0	0	0		
Supervised by YOT	15	15	15	14	5	6	5	17	17	20	21	24	23
Pregnancy	15	14	14	12	12	12	13	16	16	27	31	31	20
Parent not caring for own child	0	0	0	0	0	0	0	0	0	1	1	1	1
SEND (16-18 year olds)	164	164	164	163	166	166	165	165	156	153	153	155	156
SEND (19+ year olds)	27	27	29	32	34	39	41	42	43	296	297	297	297
Total 16-18 cohort with at least one vulnerable group	313	311	313	303	294	283	279	248	237	255	257	259	247

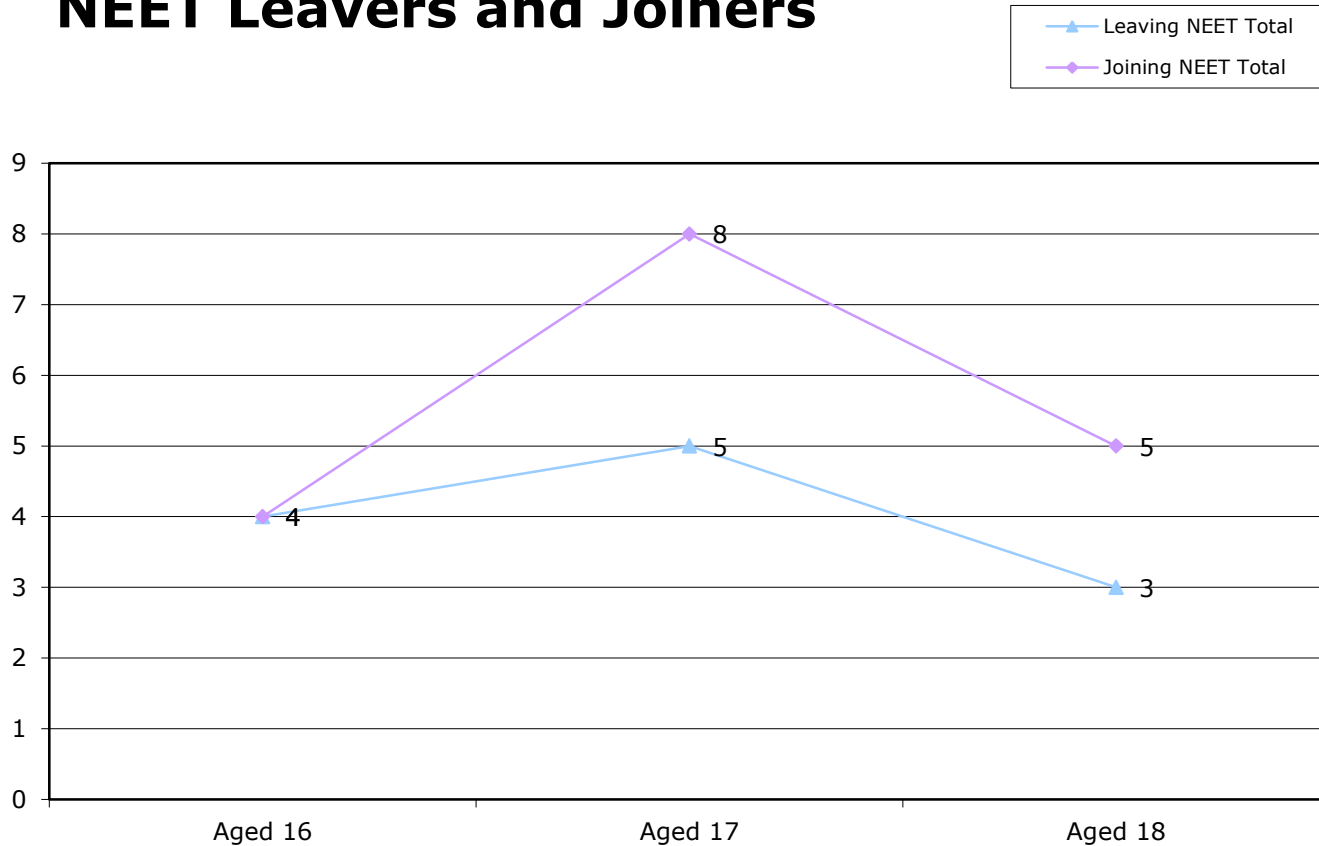
16-18 year old NEET by Vulnerable Group	May-16	Apr-16	Mar-16	Feb-16	Jan-16	Dec-15	Nov-15	Oct-15	Sep-15	Aug-15	Jul-15	Jun-15	May-15
Children in Care	6	9	11	10	11	20	17	16	13	15	14	14	13
subset CIC resp. not known	0	0	0	0	0	1	1	1	1	1	1		
subset CIC KCC responsibility	4	6	8	8	9	17	14	13	11	10	9		
subset CIC OOC responsibility	2	1	3	2	2	2	2	2	1	4	4		
Caring for own child	24	23	22	23	21	17	17	13	13	20	19	17	17
Asylum seeker	1	1	1	1	1	1	1	2	2	1	1	1	1
Carer not own child	2	2	2	2	2	2	1	1	1	3	3	2	2
Substance Misuse	1	1	1	1	1	1	1	1	1	2	2	2	1
Care Leaver	8	8	8	6	6	0	0	0	0	1	1	1	1
subset CL resp. not known	0	0	0	0	0	0	0	0	0	0	0		
subset CL KCC responsibility	8	8	8	6	6	0	0	0	0	1	1		
subset CL OOC responsibility	0	0	0	0	0	0	0	0	0	0	0		
Supervised by YOT	7	8	8	6	2	3	2	9	9	9	11	13	11
Pregnancy	9	7	7	5	5	5	5	6	6	16	20	20	17
Parent not caring for own child	0	0	0	0	0	0	0	0	0	1	1	1	1
SEND (16-18 year olds)	22	23	21	22	25	21	21	19	16	22	20	19	20
SEND (19+ year olds)	6	6	6	7	8	9	9	8	8	64	65	65	65
Total 16-18 NEET with at least one vulnerable group	66	67	67	63	61	58	54	55	50	76	78	76	70

16-18 year old Not Knowns by Vulnerable Group	May-16	Apr-16	Mar-16	Feb-16	Jan-16	Dec-15	Nov-15	Oct-15	Sep-15	Aug-15	Jul-15	Jun-15	May-15
Children in Care	4	1	1	1	2	8	10	15	26	16	16	8	5
subset CIC resp. not known	0	0	0	0	0	0	0	0	0	0	0		
subset CIC KCC responsibility	4	1	1	1	2	3	4	9	15	8	9		
subset CIC OOC responsibility	0	0	0	0	0	5	6	6	11	8	7		
Caring for own child	3	3	3	3	2	2	2	2	2	5	5	3	3
Asylum seeker	2	0	0	0	0	0	0	0	1	3	2	1	1
Carer not own child	1	1	1	1	1	1	2	2	3	3	3	1	2
Substance Misuse	0	0	0	0	0	0	1	1	1	1	2	1	0
Care Leaver	1	0	0	1	1	1	1	1	1	5	5	3	2
subset CL resp. not known	0	0	0	0	0	0	0	0	0	0	0		
subset CL KCC responsibility	0	0	0	1	1	1	1	1	1	5	5		
subset CL OOC responsibility	1	0	0	0	0	0	0	0	0	0	0		
Supervised by YOT	1	1	0	0	0	2	2	5	4	6	8	6	3
Pregnancy	4	5	4	4	3	4	5	6	8	7	8	1	0
Parent not caring for own child	0	0	0	0	0	0	0	0	0	0	0	0	0
SEND (16-18 year olds)	10	10	7	9	10	30	38	47	77	63	63	19	18
SEND (19+ year olds)	10	11	10	12	14	19	23	26	35	221	219	213	213
Total not known with at least one vulnerable group	22	19	15	17	17	43	55	69	108	94	97	34	31

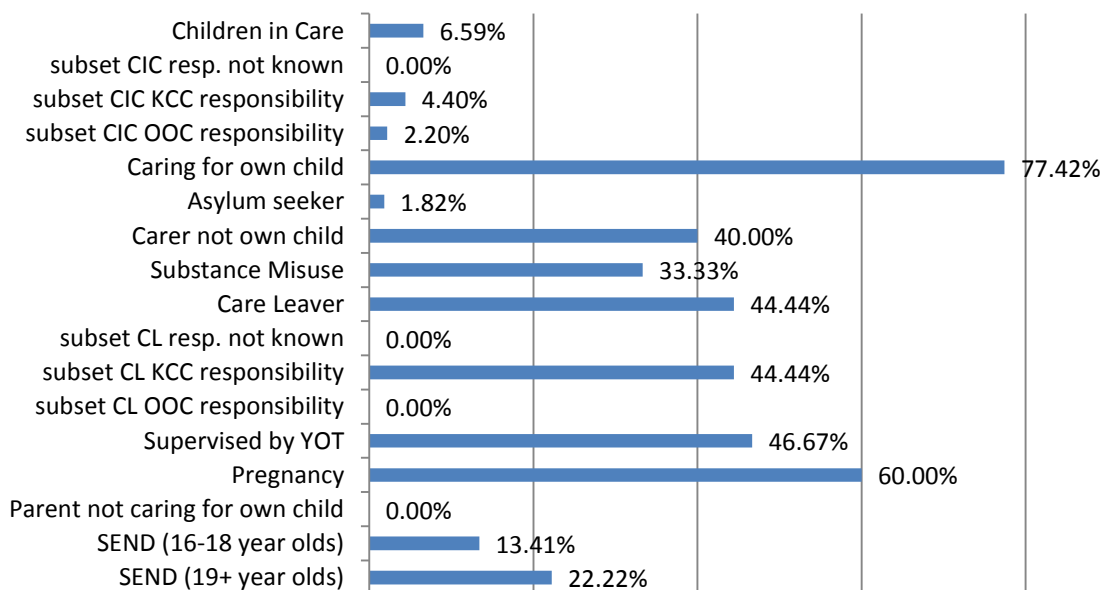
16-18 Year old NEET Leavers & Joiners	Aged 16	Aged 17	Aged 18	16-18 Total	Aged 19
Leaving NEET Total	4	5	3	12	5
Education	2	0	0	2	0
Employment	1	2	2	5	0
Government supported training	1	3	1	5	0
Re-engagement Provision	0	0	0	0	0
Transfer to another LA	0	0	0	0	0
Age reached where no active record required	0	0	0	0	5
Left England so no longer active record	0	0	0	0	0
Found to be a duplicate record	0	0	0	0	0
Deceased	0	0	0	0	0
Custodial Sentence	0	0	0	0	0
Cannot Be Contacted	0	0	0	0	0
Refused to disclose activity	0	0	0	0	0
Unknown Activity	0	0	0	0	0
Other Reason	0	0	0	0	0
Joining NEET Total	4	8	5	17	0
Education	3	6	2	11	0
Employment	0	2	0	2	0
Training	1	0	0	1	0
Re-engagement Provision	0	0	0	0	0
From other area	0	0	0	0	0
Other (inc custodial sentence)	0	0	3	3	0
Joiners>Leavers	0	-3	-2	-5	5

16-18 Year Old NEET Labour Market Summary	No	%
Available:		
Working not for reward	5	2.56%
Not yet ready for work or learning	11	5.64%
Start Date agreed (other)	2	1.03%
Start Date agreed (RPA compliant)	2	1.03%
Seeking EET	175	89.74%
Available Total	195	100%
Unavailable:		
Young carers	2	4.35%
Teenage parents	19	41.30%
Illness	20	43.48%
Pregnancy	5	10.87%
Religious grounds	0	0.00%
Unlikely to be economically active	0	0.00%
Other reason	0	0.00%
Unavailable Total	46	100%

NEET Leavers and Joiners



% of Vulnerable Cohorts who are NEET



Education and Young People's Services Performance Management

NEET Monthly Report - Maidstone

16-18 year old cohort by Vulnerable Group	May-16	Apr-16	Mar-16	Feb-16	Jan-16	Dec-15	Nov-15	Oct-15	Sep-15	Aug-15	Jul-15	Jun-15	May-15
Children in Care	61	62	66	63	60	71	69	39	38	43	41	39	39
subset CIC resp. not known	0	0	0	0	0	0	0	0	0	0	0		
subset CIC KCC responsibility	55	56	60	57	54	62	60	30	31	35	33		
subset CIC OOC responsibility	6	6	6	6	6	9	9	9	7	8	8		
Caring for own child	24	23	22	22	22	19	18	14	12	35	35	35	34
Asylum seeker	38	38	39	37	36	33	32	3	2	4	4	4	4
Carer not own child	4	4	4	4	4	4	4	4	4	7	7	7	7
Substance Misuse	9	9	8	8	7	5	7	5	5	7	7	6	6
Care Leaver	16	16	15	15	14	2	2	2	2	8	8	7	7
subset CL resp. not known	0	0	0	0	0	0	0	0	0	0	0		
subset CL KCC responsibility	15	15	14	14	13	1	1	1	1	6	6		
subset CL OOC responsibility	1	1	1	1	1	1	1	1	1	2	2		
Supervised by YOT	10	11	14	17	18	18	9	15	16	14	14	14	14
Pregnancy	20	15	13	12	9	9	9	10	9	17	17	17	15
Parent not caring for own child	0	0	0	0	0	0	0	0	0	1	1	1	1
SEND (16-18 year olds)	220	220	216	214	214	214	214	216	217	208	208	208	208
SEND (19+ year olds)	39	41	44	47	52	56	56	67	72	430	436	436	436
Total 16-18 cohort with at least one vulnerable group	342	338	336	330	323	318	311	282	280	314	312	309	306

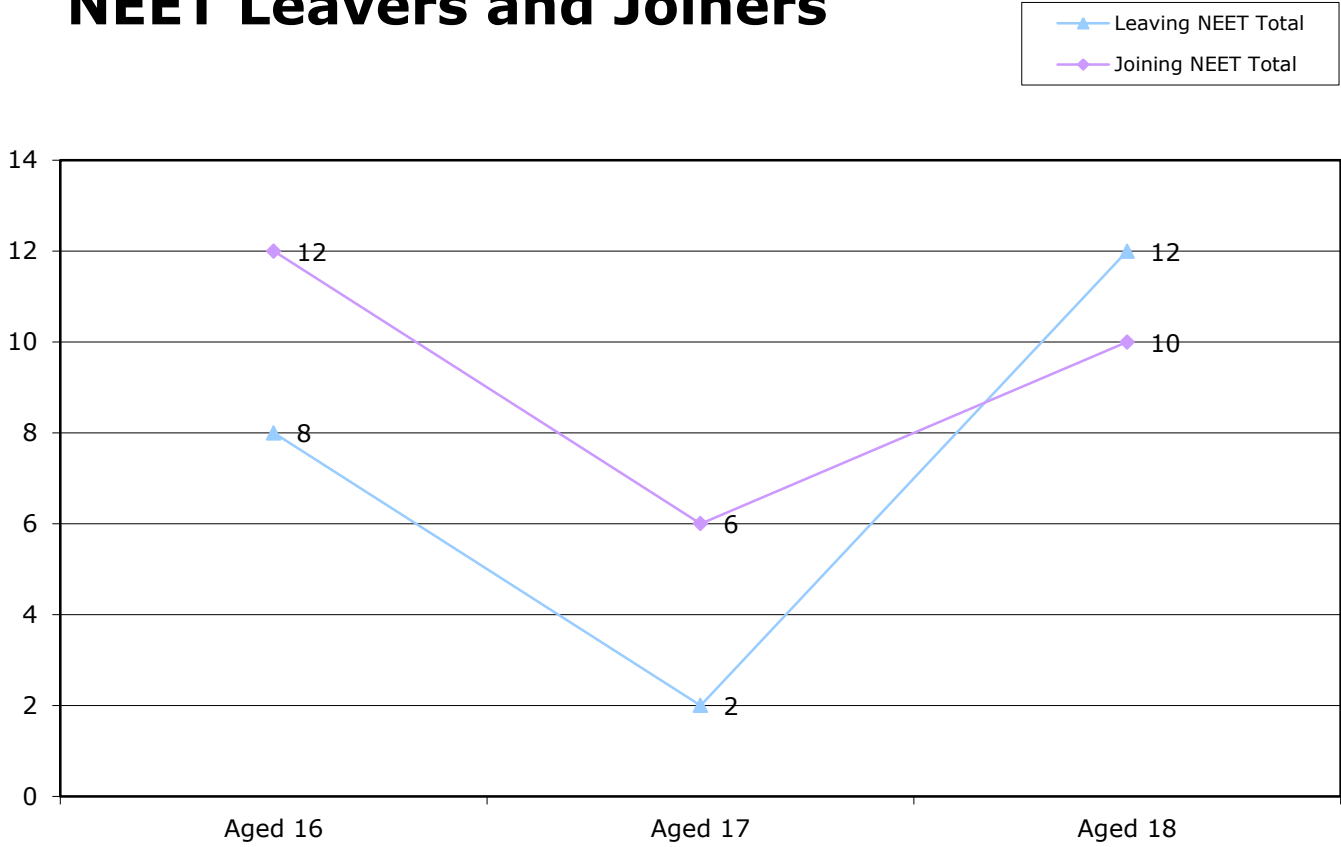
16-18 year old NEET by Vulnerable Group	May-16	Apr-16	Mar-16	Feb-16	Jan-16	Dec-15	Nov-15	Oct-15	Sep-15	Aug-15	Jul-15	Jun-15	May-15
Children in Care	4	6	8	7	9	12	9	8	9	10	11	9	9
subset CIC resp. not known	0	0	0	0	0	0	0	0	0	0	0		
subset CIC KCC responsibility	4	6	8	7	9	12	9	8	9	9	10		
subset CIC OOC responsibility	0	0	0	0	0	0	0	0	0	1	1		
Caring for own child	21	20	19	19	18	16	15	11	9	26	26	26	25
Asylum seeker	0	0	0	0	0	0	0	0	0	0	0	0	0
Carer not own child	3	3	3	3	3	3	3	2	2	4	4	4	4
Substance Misuse	5	6	5	4	4	2	4	0	2	0	0	0	0
Care Leaver	2	2	1	1	2	1	1	1	1	4	4	3	3
subset CL resp. not known	0	0	0	0	0	0	0	0	0	0	0		
subset CL KCC responsibility	0	2	1	1	2	1	1	1	1	4	4		
subset CL OOC responsibility	0	0	0	0	0	0	0	0	0	0	0		
Supervised by YOT	1	3	4	8	11	9	6	10	11	6	7	7	8
Pregnancy	16	12	10	9	6	4	4	6	5	14	14	14	14
Parent not caring for own child	0	0	0	0	0	0	0	0	0	0	0	0	0
SEND (16-18 year olds)	20	20	21	20	16	11	10	11	12	16	17	15	14
SEND (19+ year olds)	1	2	3	3	5	6	6	8	11	98	101	101	101
Total 16-18 NEET with at least one vulnerable group	67	66	65	64	58	49	43	38	38	69	69	66	65

16-18 year old Not Knowns by Vulnerable Group	May-16	Apr-16	Mar-16	Feb-16	Jan-16	Dec-15	Nov-15	Oct-15	Sep-15	Aug-15	Jul-15	Jun-15	May-15
Children in Care	1	0	1	0	0	9	10	13	20	20	17	8	9
subset CIC resp. not known	0	0	0	0	0	0	0	0	0	0	0		
subset CIC KCC responsibility	1	0	1	0	0	6	6	9	15	15	12		
subset CIC OOC responsibility	0	0	0	0	0	3	4	4	5	5	5		
Caring for own child	1	1	1	1	1	1	1	2	2	6	5	4	3
Asylum seeker	1	0	0	0	0	0	1	0	2	3	3	1	1
Carer not own child	0	0	0	0	0	0	0	1	2	2	2	0	0
Substance Misuse	1	1	1	1	1	1	1	1	2	4	4	3	3
Care Leaver	3	3	4	4	4	1	1	0	0	2	1	1	1
subset CL resp. not known	0	0	0	0	0	0	0	0	0	0	0		
subset CL KCC responsibility	2	2	3	3	3	0	0	0	0	1	0		
subset CL OOC responsibility	1	1	1	1	1	1	1	0	0	1	1		
Supervised by YOT	0	0	0	0	0	1	1	2	4	4	4	3	3
Pregnancy	1	1	1	2	2	2	2	1	1	0	0	0	0
Parent not caring for own child	0	0	0	0	0	0	0	0	0	0	0	0	0
SEND (16-18 year olds)	15	15	13	13	19	42	45	59	127	104	101	44	41
SEND (19+ year olds)	8	10	11	13	15	16	19	31	57	323	321	292	291
Total not known with at least one vulnerable group	20	19	19	19	25	51	56	74	151	137	129	60	56

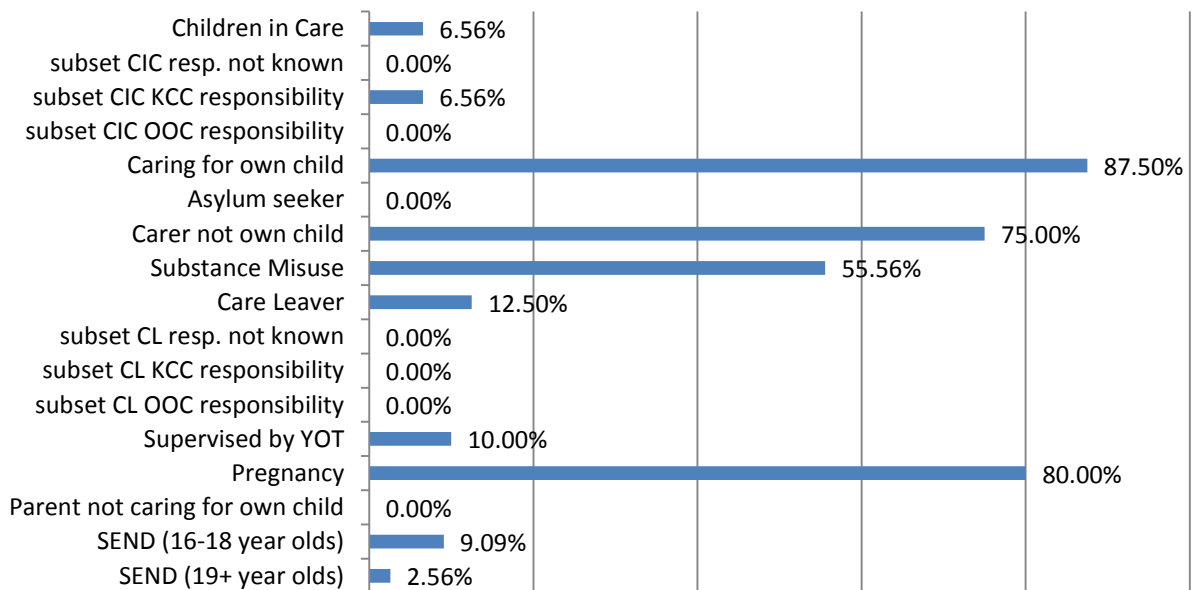
16-18 Year old NEET Leavers & Joiners	Aged 16	Aged 17	Aged 18	16-18 Total	Aged 19
Leaving NEET Total	8	2	12	22	17
Education	0	0	1	1	0
Employment	2	2	9	13	6
Government supported training	6	0	2	8	0
Re-engagement Provision	0	0	0	0	0
Transfer to another LA	0	0	0	0	0
Age reached where no active record required	0	0	0	0	11
Left England so no longer active record	0	0	0	0	0
Found to be a duplicate record	0	0	0	0	0
Deceased	0	0	0	0	0
Custodial Sentence	0	0	0	0	0
Cannot Be Contacted	0	0	0	0	0
Refused to disclose activity	0	0	0	0	0
Unknown Activity	0	0	0	0	0
Other Reason	0	0	0	0	0
Joining NEET Total	12	6	10	28	0
Education	8	3	2	13	0
Employment	1	2	5	8	0
Training	1	0	0	1	0
Re-engagement Provision	0	0	0	0	0
From other area	0	0	0	0	0
Other (inc custodial sentence)	2	1	3	6	0
Joiners>Leavers	-4	-4	2	-6	17

16-18 Year Old NEET Labour Market Summary	No	%
Available:		
Working not for reward	5	2.23%
Not yet ready for work or learning	9	4.02%
Start Date agreed (other)	3	1.34%
Start Date agreed (RPA compliant)	3	1.34%
Seeking EET	204	91.07%
Available Total	224	100%
Unavailable:		
Young carers	0	0.00%
Teenage parents	16	33.33%
Illness	20	41.67%
Pregnancy	10	20.83%
Religious grounds	0	0.00%
Unlikely to be economically active	2	4.17%
Other reason	0	0.00%
Unavailable Total	48	100%

NEET Leavers and Joiners



% of Vulnerable Cohorts who are NEET



Education and Young People's Services Performance Management
NEET Monthly Report - Sevenoaks

16-18 year old cohort by Vulnerable Group	May-16	Apr-16	Mar-16	Feb-16	Jan-16	Dec-15	Nov-15	Oct-15	Sep-15	Aug-15	Jul-15	Jun-15	May-15
Children in Care	22	22	22	22	22	23	22	21	23	16	17	17	14
subset CIC resp. not known	0	0	0	0	0	0	0	0	0	0	0		
subset CIC KCC responsibility	6	6	6	6	6	7	7	6	6	4	5		
subset CIC OOC responsibility	16	16	16	16	16	16	15	15	17	12	12		
Caring for own child	11	8	8	7	7	6	6	6	5	13	13	13	12
Asylum seeker	1	1	1	1	1	1	1	0	0	0	0	0	0
Carer not own child	5	4	4	4	4	4	4	3	3	4	4	4	4
Substance Misuse	2	2	2	2	2	2	2	2	2	4	4	4	5
Care Leaver	1	1	1	1	1	0	0	0	0	0	0	0	0
subset CL resp. not known	0	0	0	0	0	0	0	0	0	0	0		
subset CL KCC responsibility	1	1	1	1	1	0	0	0	0	0	0		
subset CL OOC responsibility	0	0	0	0	0	0	0	0	0	0	0		
Supervised by YOT	17	17	18	18	11	9	7	13	14	17	18	18	18
Pregnancy	5	5	3	4	4	4	5	4	4	9	9	9	8
Parent not caring for own child	0	0	0	0	0	0	0	0	0	0	0	0	0
SEND (16-18 year olds)	130	130	128	128	129	128	129	130	135	114	115	115	115
SEND (19+ year olds)	23	21	23	24	29	32	33	35	37	230	232	232	232
Total 16-18 cohort with at least one vulnerable group	179	175	172	172	165	162	162	165	170	162	164	164	161

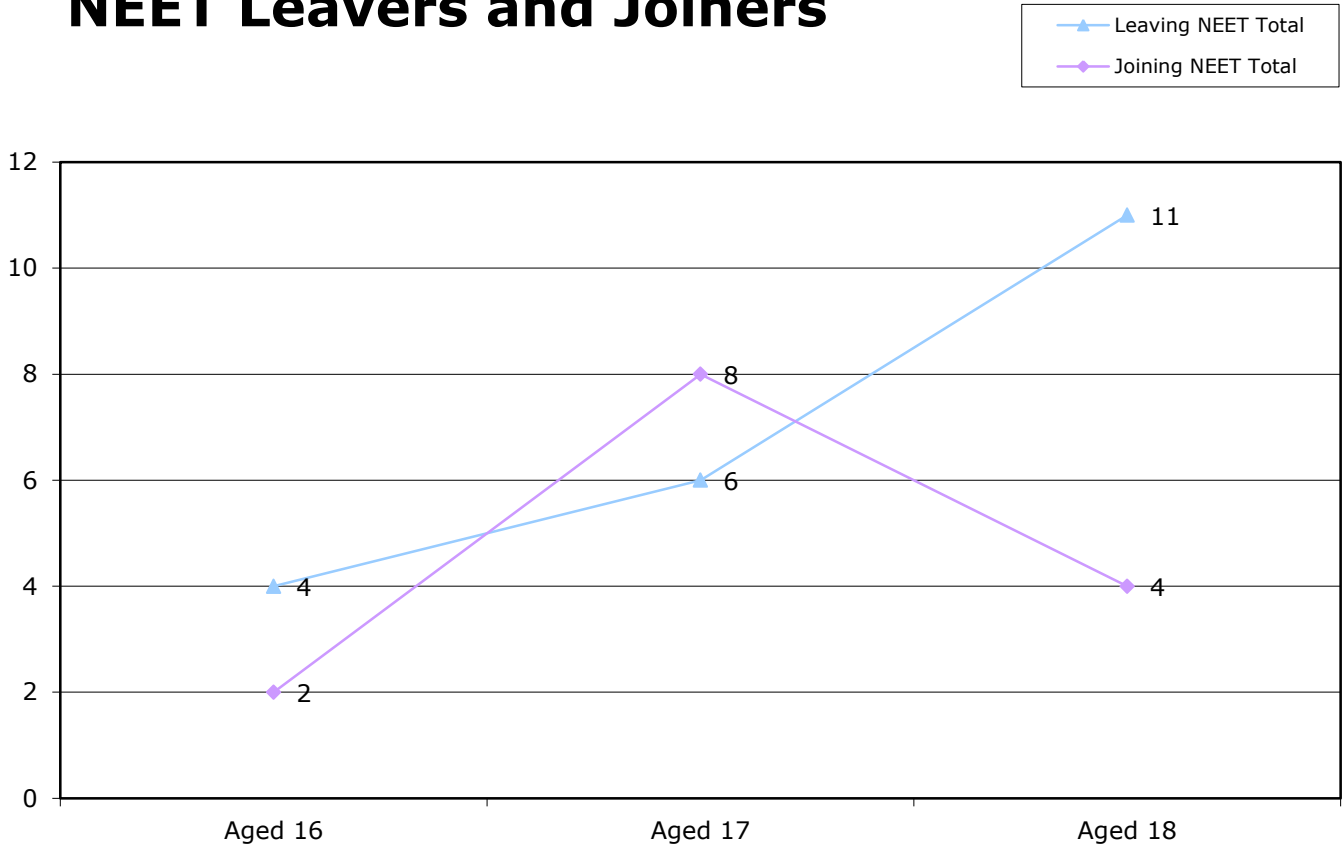
16-18 year old NEET by Vulnerable Group	May-16	Apr-16	Mar-16	Feb-16	Jan-16	Dec-15	Nov-15	Oct-15	Sep-15	Aug-15	Jul-15	Jun-15	May-15
Children in Care	4	4	4	3	3	2	1	1	1	1	1	1	1
subset CIC resp. not known	0	0	0	0	0	0	0	0	0	0	0		
subset CIC KCC responsibility	2	2	2	1	1	1	1	1	1	0	0		
subset CIC OOC responsibility	2	2	2	2	2	1	0	0	0	1	1		
Caring for own child	9	6	6	5	5	4	3	3	2	8	8	8	7
Asylum seeker	0	0	0	0	0	0	0	0	0	0	0	0	0
Carer not own child	3	2	2	2	2	1	1	0	0	1	1	1	1
Substance Misuse	0	0	0	0	0	0	0	0	1	1	1	1	2
Care Leaver	0	0	0	0	0	0	0	0	0	0	0	0	0
subset CL resp. not known	0	0	0	0	0	0	0	0	0	0	0		
subset CL KCC responsibility	0	0	0	0	0	0	0	0	0	0	0		
subset CL OOC responsibility	0	0	0	0	0	0	0	0	0	0	0		
Supervised by YOT	4	4	5	6	2	4	2	3	4	3	3	3	2
Pregnancy	5	5	3	4	4	4	5	4	4	7	7	7	6
Parent not caring for own child	0	0	0	0	0	0	0	0	0	0	0	0	0
SEND (16-18 year olds)	10	11	11	10	9	8	6	5	4	4	4	4	4
SEND (19+ year olds)	1	1	1	1	3	3	3	2	2	30	32	31	32
Total 16-18 NEET with at least one vulnerable group	30	27	26	26	21	19	16	14	14	23	23	23	21

16-18 year old Not Knowns by Vulnerable Group	May-16	Apr-16	Mar-16	Feb-16	Jan-16	Dec-15	Nov-15	Oct-15	Sep-15	Aug-15	Jul-15	Jun-15	May-15
Children in Care	2	2	2	2	2	7	8	9	16	8	7	4	3
subset CIC resp. not known	0	0	0	0	0	0	0	0	0	0	0		
subset CIC KCC responsibility	0	0	0	0	0	2	2	2	2	1	2		
subset CIC OOC responsibility	2	2	2	2	2	5	6	7	14	7	5		
Caring for own child	0	0	0	0	0	0	2	2	1	2	2	1	0
Asylum seeker	0	0	0	0	0	0	0	0	0	0	0	0	0
Carer not own child	1	1	1	1	1	2	2	2	3	2	2	2	2
Substance Misuse	0	0	0	0	0	0	0	0	0	2	2	2	1
Care Leaver	1	1	1	1	1	0	0	0	0	0	0	0	0
subset CL resp. not known	0	0	0	0	0	0	0	0	0	0	0		
subset CL KCC responsibility	1	1	1	1	1	0	0	0	0	0	0		
subset CL OOC responsibility	0	0	0	0	0	0	0	0	0	0	0		
Supervised by YOT	2	2	2	2	2	2	2	5	8	7	4	2	1
Pregnancy	0	0	0	0	0	0	0	0	0	2	2	1	1
Parent not caring for own child	0	0	0	0	0	0	0	0	0	0	0	0	0
SEND (16-18 year olds)	9	8	6	6	7	14	20	36	77	44	41	17	12
SEND (19+ year olds)	11	11	13	14	17	19	20	23	32	190	188	187	186
Total not known with at least one vulnerable group	14	13	11	11	12	22	30	48	94	60	55	25	18

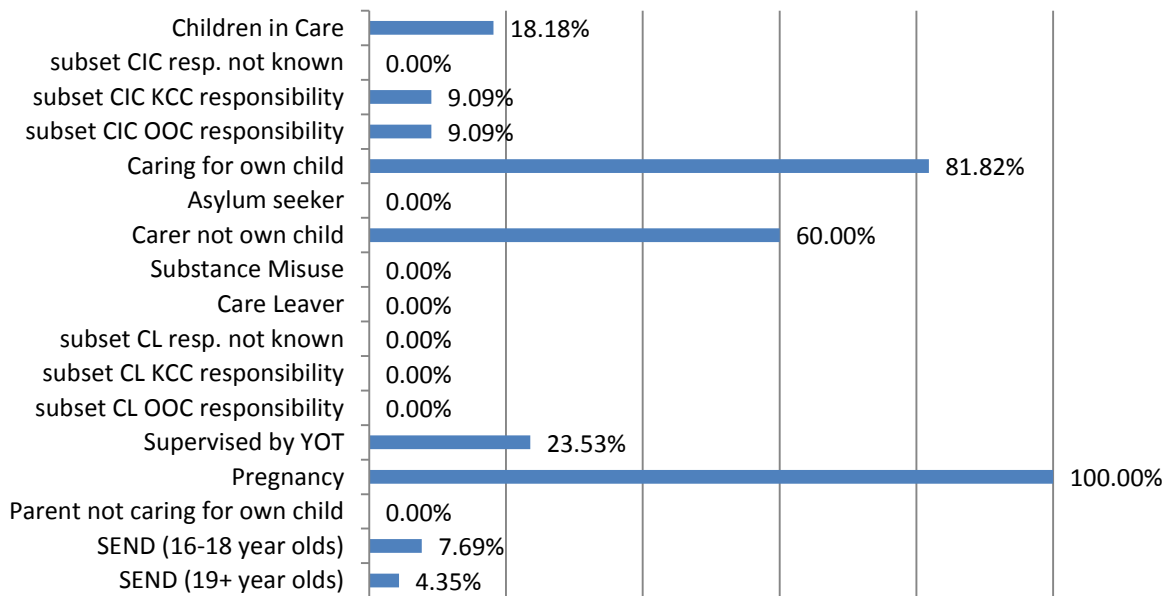
16-18 Year old NEET Leavers & Joiners	Aged 16	Aged 17	Aged 18	16-18 Total	Aged 19
Leaving NEET Total	4	6	11	21	2
Education	1	0	0	1	0
Employment	3	5	8	16	0
Government supported training	0	1	1	2	0
Re-engagement Provision	0	0	0	0	0
Transfer to another LA	0	0	0	0	0
Age reached where no active record required	0	0	0	0	2
Left England so no longer active record	0	0	0	0	0
Found to be a duplicate record	0	0	1	1	0
Deceased	0	0	0	0	0
Custodial Sentence	0	0	0	0	0
Cannot Be Contacted	0	0	0	0	0
Refused to disclose activity	0	0	0	0	0
Unknown Activity	0	0	0	0	0
Other Reason	0	0	1	1	0
Joining NEET Total	2	8	4	14	0
Education	2	4	3	9	0
Employment	0	0	0	0	0
Training	0	1	0	1	0
Re-engagement Provision	0	0	0	0	0
From other area	0	0	0	0	0
Other (inc custodial sentence)	0	3	1	4	0
Joiners>Leavers	2	-2	7	7	2

16-18 Year Old NEET Labour Market Summary	No	%
Available:		
Working not for reward	3	2.80%
Not yet ready for work or learning	7	6.54%
Start Date agreed (other)	3	2.80%
Start Date agreed (RPA compliant)	0	0.00%
Seeking EET	94	87.85%
Available Total	107	100%
Unavailable:		
Young carers	2	8.00%
Teenage parents	8	32.00%
Illness	11	44.00%
Pregnancy	4	16.00%
Religious grounds	0	0.00%
Unlikely to be economically active	0	0.00%
Other reason	0	0.00%
Unavailable Total	25	100%

NEET Leavers and Joiners



% of Vulnerable Cohorts who are NEET



Education and Young People's Services Performance Management

NEET Monthly Report - Shepway

16-18 year old cohort by Vulnerable Group	Apr-16	Apr-16	Mar-16	Feb-16	Jan-16	Dec-15	Nov-15	Oct-15	Sep-15	Aug-15	Jul-15	Jun-15	May-15
Children in Care	111	109	110	108	105	112	110	76	70	60	61	62	62
subset CIC resp. not known	0	0	0	0	0	1	1	0	0	0	0		
subset CIC KCC responsibility	96	94	95	93	90	96	93	59	54	50	51		
subset CIC OOC responsibility	15	15	15	15	15	15	16	17	16	10	10		
Caring for own child	28	28	25	24	21	18	17	18	17	48	48	47	41
Asylum seeker	45	45	46	44	44	39	38	5	2	2	2	2	2
Carer not own child	2	2	2	2	2	2	2	1	1	4	4	4	4
Substance Misuse	6	5	5	6	6	5	5	5	5	9	9	9	9
Care Leaver	16	15	15	16	17	4	4	4	4	17	18	18	18
subset CL resp. not known	0	0	0	0	0	0	0	0	0	0	0		
subset CL KCC responsibility	16	15	15	16	17	4	4	4	4	17	18		
subset CL OOC responsibility	0	0	0	0	0	0	0	0	0	0	0		
Supervised by YOT	14	13	13	14	12	6	6	25	25	27	26	26	27
Pregnancy	19	17	17	16	15	13	12	13	13	23	21	21	19
Parent not caring for own child	3	3	2	2	2	2	2	2	2	4	4	4	4
SEND (16-18 year olds)	169	169	165	166	164	162	163	162	152	154	154	154	153
SEND (19+ year olds)	26	27	30	31	38	43	45	51	54	285	286	286	286
Total 16-18 cohort with at least one vulnerable group	331	325	318	318	309	289	288	272	258	307	306	305	300

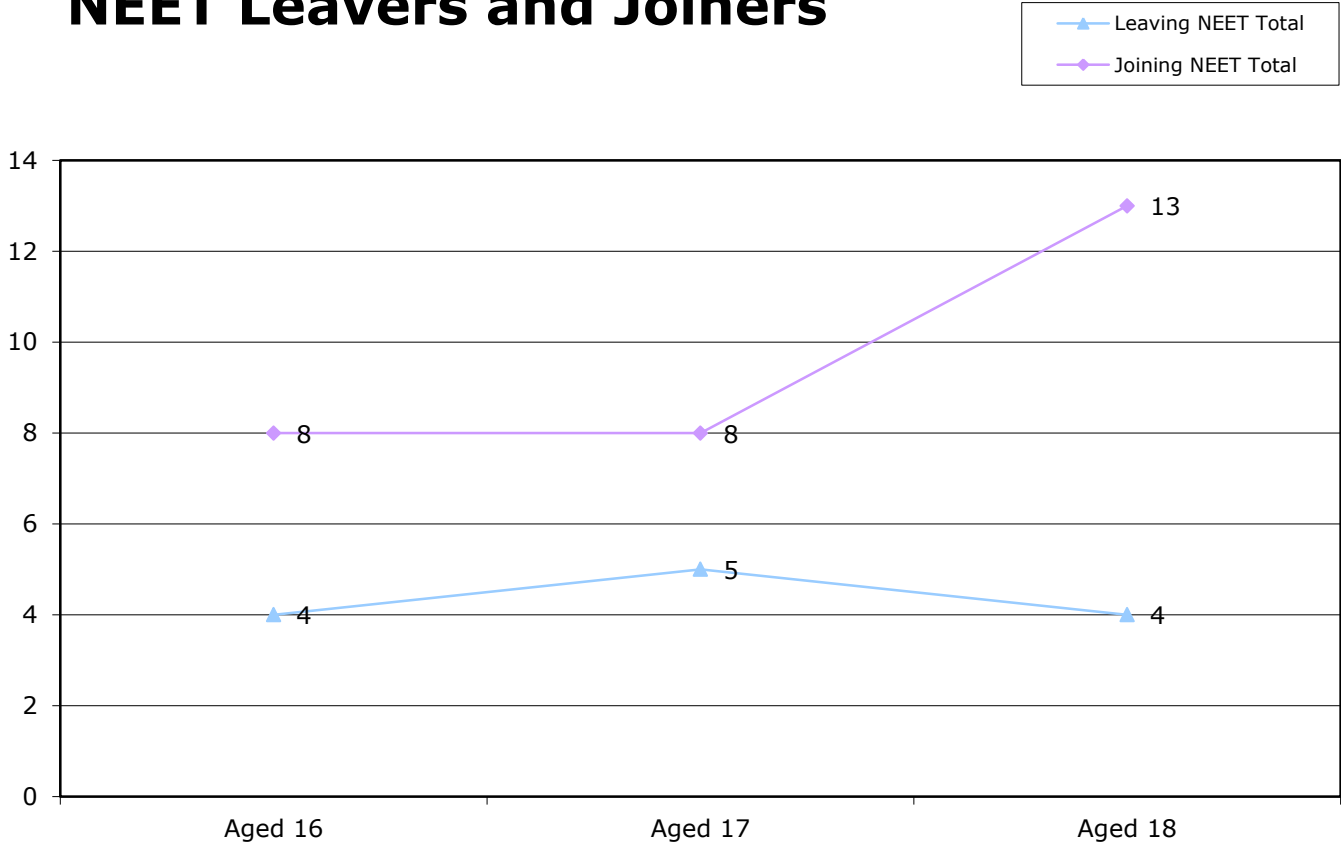
16-18 year old NEET by Vulnerable Group	May-16	Apr-16	Mar-16	Feb-16	Jan-16	Dec-15	Nov-15	Oct-15	Sep-15	Aug-15	Jul-15	Jun-15	May-15
Children in Care	15	13	11	9	9	11	10	10	9	11	11	11	11
subset CIC resp. not known	0	0	0	0	0	0	0	0	0	0	0		
subset CIC KCC responsibility	14	12	11	9	9	11	10	9	8	10	10		
subset CIC OOC responsibility	1	1	0	0	0	0	0	1	1	1	1		
Caring for own child	19	20	19	18	16	13	12	12	12	34	34	34	28
Asylum seeker	1	1	1	0	0	1	1	2	1	1	1	1	1
Carer not own child	1	1	2	2	2	2	2	1	1	3	3	3	3
Substance Misuse	0	0	0	0	0	0	0	0	0	1	1	1	1
Care Leaver	4	3	3	3	2	1	1	1	1	7	7	7	7
subset CL resp. not known	0	0	0	0	0	0	0	0	0	0	0		
subset CL KCC responsibility	4	3	3	3	2	1	1	1	1	7	7		
subset CL OOC responsibility	0	0	0	0	0	0	0	0	0	0	0		
Supervised by YOT	7	6	6	5	3	0	0	5	6	9	8	8	9
Pregnancy	12	10	9	9	9	7	6	7	7	15	13	13	14
Parent not caring for own child	0	0	0	0	0	0	0	0	0	1	1	1	1
SEND (16-18 year olds)	20	18	18	22	20	13	15	13	13	18	16	15	14
SEND (19+ year olds)	1	1	3	3	8	9	9	10	12	77	77	77	77
Total 16-18 NEET with at least one vulnerable group	69	63	61	61	53	43	42	44	44	88	83	82	79

16-18 year old Not Knowns by Vulnerable Group	May-16	Apr-16	Mar-16	Feb-16	Jan-16	Dec-15	Nov-15	Oct-15	Sep-15	Aug-15	Jul-15	Jun-15	May-15
Children in Care	2	3	4	4	5	15	20	26	34	27	21	10	10
subset CIC resp. not known	0	0	0	0	0	0	0	0	0	0	0		
subset CIC KCC responsibility	1	2	2	2	3	13	17	21	26	23	17		
subset CIC OOC responsibility	1	1	2	2	2	2	3	5	8	4	4		
Caring for own child	3	3	3	3	3	3	3	4	3	9	9	6	6
Asylum seeker	0	1	1	1	1	3	4	0	0	0	0	0	0
Carer not own child	0	0	0	0	0	0	0	0	0	1	1	1	1
Substance Misuse	1	1	1	1	1	2	2	2	3	4	5	3	2
Care Leaver	1	1	1	2	5	2	2	2	2	7	7	4	4
subset CL resp. not known	0	0	0	0	0	0	0	0	0	0	0		
subset CL KCC responsibility	1	1	1	2	5	2	2	2	2	7	7		
subset CL OOC responsibility	0	0	0	0	0	0	0	0	0	0	0		
Supervised by YOT	1	1	2	1	2	2	3	13	12	12	12	6	6
Pregnancy	4	3	3	3	3	4	4	4	4	4	3	2	1
Parent not caring for own child	1	1	1	1	1	2	2	2	2	3	3	2	2
SEND (16-18 year olds)	6	6	5	4	6	23	27	35	76	74	72	30	27
SEND (19+ year olds)	13	20	20	20	23	25	26	33	38	198	195	184	184
Total not known with at least one vulnerable group	14	14	14	15	20	42	51	75	122	125	116	54	49

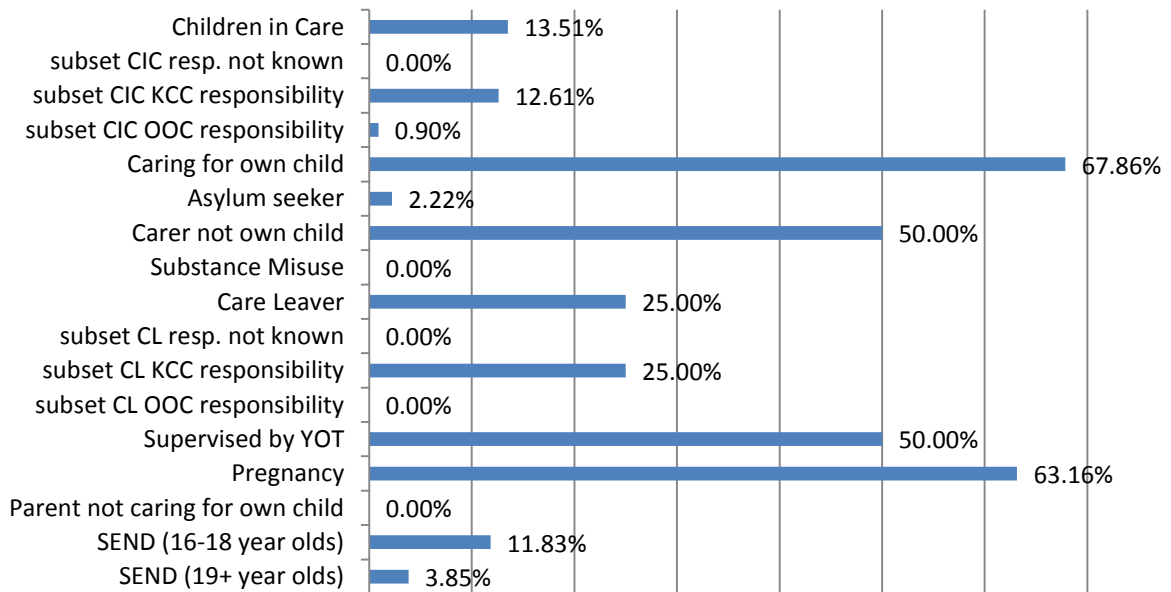
16-18 Year old NEET Leavers & Joiners	Aged 16	Aged 17	Aged 18	16-18 Total	Aged 19
Leaving NEET Total	4	5	4	13	8
Education	1	0	0	1	0
Employment	0	3	3	6	0
Government supported training	2	1	1	4	0
Re-engagement Provision	0	0	0	0	0
Transfer to another LA	1	1	0	2	0
Age reached where no active record required	0	0	0	0	8
Left England so no longer active record	0	0	0	0	0
Found to be a duplicate record	0	0	0	0	0
Deceased	0	0	0	0	0
Custodial Sentence	0	0	0	0	0
Cannot Be Contacted	0	0	0	0	0
Refused to disclose activity	0	0	0	0	0
Unknown Activity	0	0	0	0	0
Other Reason	0	0	0	0	0
Joining NEET Total	8	8	13	29	1
Education	8	4	3	15	1
Employment	0	2	6	8	0
Training	0	1	0	1	0
Re-engagement Provision	0	0	0	0	0
From other area	0	0	0	0	0
Other (inc custodial sentence)	0	1	4	5	0
Joiners>Leavers	-4	-3	-9	-16	7

16-18 Year Old NEET Labour Market Summary	No	%
Available:		
Working not for reward	1	0.65%
Not yet ready for work or learning	9	5.84%
Start Date agreed (other)	1	0.65%
Start Date agreed (RPA compliant)	6	3.90%
Seeking EET	137	88.96%
Available Total	154	100%
Unavailable:		
Young carers	1	2.27%
Teenage parents	16	36.36%
Illness	18	40.91%
Pregnancy	9	20.45%
Religious grounds	0	0.00%
Unlikely to be economically active	0	0.00%
Other reason	0	0.00%
Unavailable Total	44	100%

NEET Leavers and Joiners



% of Vulnerable Cohorts who are NEET



Education and Young People's Services Performance Management

NEET Monthly Report - Swale

16-18 year old cohort by Vulnerable Group	May-16	Apr-16	Mar-16	Feb-16	Jan-16	Dec-15	Nov-15	Oct-15	Sep-15	Aug-15	Jul-15	Jun-15	May-15
Children in Care	100	100	100	101	94	106	105	97	98	91	94	97	93
subset CIC resp. not known	0	0	0	0	0	0	0	0	0	0	1		
subset CIC KCC responsibility	62	61	61	62	54	53	52	41	41	46	47		
subset CIC OOC responsibility	38	38	39	39	40	53	53	56	57	45	46		
Caring for own child	48	44	41	36	32	29	27	24	23	45	44	44	43
Asylum seeker	30	29	29	29	26	14	13	2	2	5	5	5	5
Carer not own child	13	13	12	11	9	9	8	7	7	12	12	12	12
Substance Misuse	2	3	3	2	2	2	2	2	2	3	3	3	3
Care Leaver	22	23	22	23	23	3	3	3	3	8	8	8	8
subset CL resp. not known	1	1	1	1	1	1	1	1	1	0	0		
subset CL KCC responsibility	17	18	17	18	18	0	0	0	0	6	6		
subset CL OOC responsibility	4	4	4	4	4	2	2	2	2	2	2		
Supervised by YOT	21	18	17	17	10	12	12	21	20	20	20	20	18
Pregnancy	29	31	29	28	26	25	22	24	23	37	38	37	34
Parent not caring for own child	0	0	1	1	1	1	1	1	1	2	2	2	2
SEND (16-18 year olds)	256	255	252	252	254	253	252	250	243	227	228	227	227
SEND (19+ year olds)	34	35	39	42	48	53	60	64	69	427	430	430	430
Total 16-18 cohort with at least one vulnerable group	439	435	429	422	407	389	381	374	364	401	403	404	396

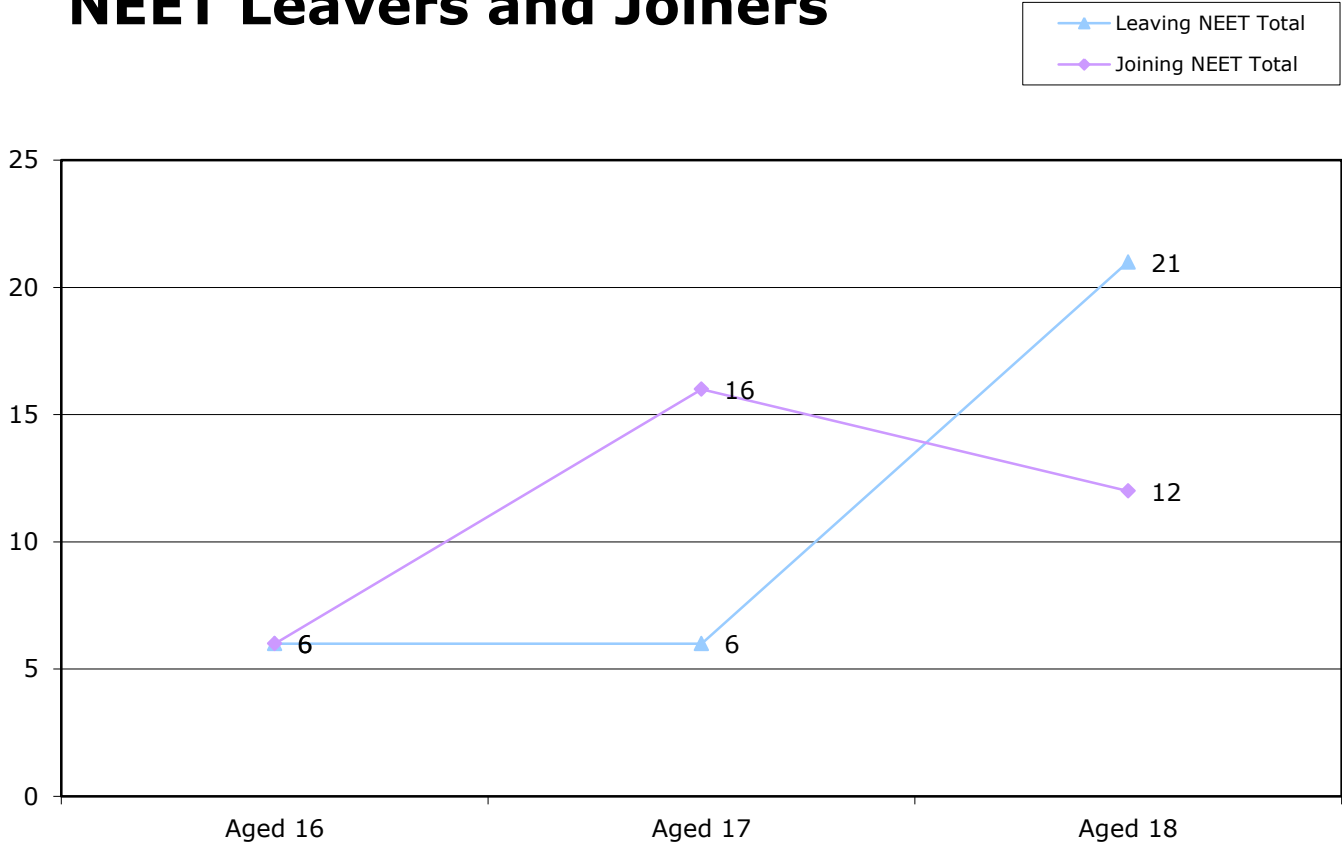
16-18 year old NEET by Vulnerable Group	May-16	Apr-16	Mar-16	Feb-16	Jan-16	Dec-15	Nov-15	Oct-15	Sep-15	Aug-15	Jul-15	Jun-15	May-15
Children in Care	9	11	11	8	8	10	10	11	8	12	14	12	12
subset CIC resp. not known	0	0	0	0	0	0	0	0	0	0	1		
subset CIC KCC responsibility	5	6	7	5	6	6	6	6	5	7	8		
subset CIC OOC responsibility	4	5	4	3	2	4	4	5	3	5	5		
Caring for own child	45	41	38	33	27	26	23	21	19	39	39	39	38
Asylum seeker	0	0	1	0	0	0	0	0	0	0	0	0	0
Carer not own child	8	8	7	6	4	4	3	2	2	6	6	7	7
Substance Misuse	0	0	0	0	0	0	0	0	0	0	0	0	0
Care Leaver	8	9	7	7	4	1	1	1	2	1	1	1	1
subset CL resp. not known	0	0	0	0	0	0	0	0	1	0	0		
subset CL KCC responsibility	6	7	5	6	3	0	0	1	0	0	0		
subset CL OOC responsibility	2	2	2	1	1	1	1	0	1	1	1		
Supervised by YOT	8	7	6	3	3	5	5	6	5	6	6	4	4
Pregnancy	18	22	22	20	19	17	13	13	13	26	27	26	25
Parent not caring for own child	0	0	1	1	1	1	1	1	1	1	1	1	0
SEND (16-18 year olds)	36	37	39	38	33	30	29	25	26	35	36	30	31
SEND (19+ year olds)	2	5	5	5	6	8	11	11	11	115	118	117	113
Total 16-18 NEET with at least one vulnerable group	117	119	118	104	91	85	76	69	66	116	118	111	110

16-18 year old Not Knowns by Vulnerable Group	May-16	Apr-16	Mar-16	Feb-16	Jan-16	Dec-15	Nov-15	Oct-15	Sep-15	Aug-15	Jul-15	Jun-15	May-15
Children in Care	3	3	3	5	7	30	30	48	73	51	41	16	17
subset CIC resp. not known	0	0	0	0	0	0	0	0	0	0	0		
subset CIC KCC responsibility	0	0	0	2	2	14	14	20	27	25	20		
subset CIC OOC responsibility	3	3	3	3	5	16	16	28	46	26	21		
Caring for own child	1	1	1	1	1	1	2	2	2	4	4	3	3
Asylum seeker	0	0	0	1	1	1	1	1	1	4	3	0	0
Carer not own child	1	0	0	0	0	0	0	1	3	5	5	1	1
Substance Misuse	0	1	1	1	2	2	2	2	1	2	2	1	1
Care Leaver	4	1	3	4	8	0	0	0	1	6	6	3	2
subset CL resp. not known	0	0	0	0	0	0	0	0	0	0	0		
subset CL KCC responsibility	3	0	2	3	7	0	0	0	0	5	5		
subset CL OOC responsibility	1	1	1	1	1	0	0	0	1	1	1		
Supervised by YOT	1	1	2	2	2	2	3	11	12	11	9	5	3
Pregnancy	5	5	5	5	5	6	7	10	9	10	8	6	6
Parent not caring for own child	0	0	0	0	0	0	0	0	0	1	1	0	1
SEND (16-18 year olds)	17	16	15	17	25	37	41	66	139	116	107	33	32
SEND (19+ year olds)	8	12	16	18	22	25	26	29	54	301	297	262	262
Total not known with at least one vulnerable group	29	26	28	32	45	65	72	116	202	184	163	59	56

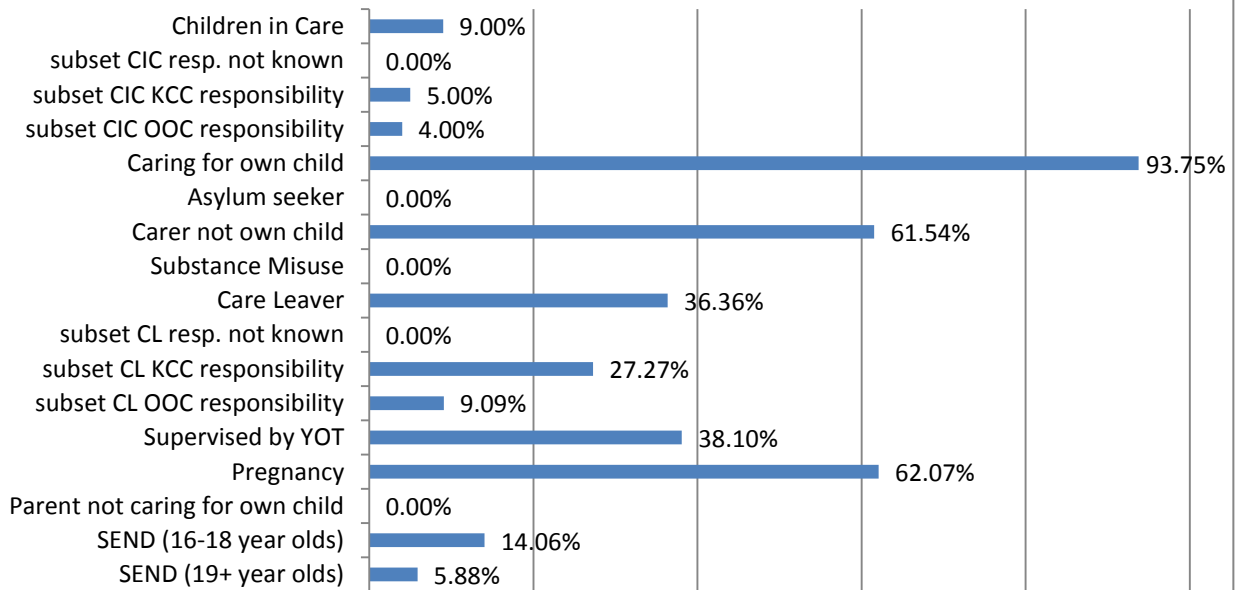
16-18 Year old NEET Leavers & Joiners	Aged 16	Aged 17	Aged 18	16-18 Total	Aged 19
Leaving NEET Total	6	6	21	33	20
Education	0	0	0	0	0
Employment	4	5	10	19	1
Government supported training	2	0	10	12	0
Re-engagement Provision	0	0	0	0	0
Transfer to another LA	0	1	0	1	0
Age reached where no active record required	0	0	0	0	19
Left England so no longer active record	0	0	0	0	0
Found to be a duplicate record	0	0	0	0	0
Deceased	0	0	0	0	0
Custodial Sentence	0	0	0	0	0
Cannot Be Contacted	0	0	1	1	0
Refused to disclose activity	0	0	0	0	0
Unknown Activity	0	0	0	0	0
Other Reason	0	0	0	0	0
Joining NEET Total	6	16	12	34	0
Education	3	8	6	17	0
Employment	2	5	1	8	0
Training	0	1	1	2	0
Re-engagement Provision	0	0	0	0	0
From other area	0	0	0	0	0
Other (inc custodial sentence)	1	2	4	7	0
Joiners>Leavers	0	-10	9	-1	20

16-18 Year Old NEET Labour Market Summary	No	%
Available:		
Working not for reward	6	2.23%
Not yet ready for work or learning	11	4.09%
Start Date agreed (other)	2	0.74%
Start Date agreed (RPA compliant)	15	5.58%
Seeking EET	235	87.36%
Available Total	269	100%
Unavailable:		
Young carers	6	6.00%
Teenage parents	39	39.00%
Illness	36	36.00%
Pregnancy	18	18.00%
Religious grounds	0	0.00%
Unlikely to be economically active	1	1.00%
Other reason	0	0.00%
Unavailable Total	100	100%

NEET Leavers and Joiners



% of Vulnerable Cohorts who are NEET



Education and Young People's Services Performance Management

NEET Monthly Report - Thanet

16-18 year old cohort by Vulnerable Group	May-16	Apr-16	Mar-16	Feb-16	Jan-16	Dec-15	Nov-15	Oct-15	Sep-15	Aug-15	Jul-15	Jun-15	May-15
Children in Care	143	149	154	153	153	167	166	146	144	157	157	158	154
subset CIC resp. not known	0	0	0	0	0	0	0	0	0	0	0		
subset CIC KCC responsibility	107	113	116	115	114	118	116	99	99	105	105		
subset CIC OOC responsibility	36	36	38	38	39	49	50	47	45	52	52		
Caring for own child	53	53	49	49	48	47	45	40	39	69	69	66	65
Asylum seeker	27	28	28	26	26	24	23	5	5	5	5	5	5
Carer not own child	9	10	10	10	10	10	10	10	10	13	12	12	12
Substance Misuse	8	8	8	8	8	8	8	8	8	6	6	6	6
Care Leaver	49	36	35	34	33	3	3	3	3	18	18	17	17
subset CL resp. not known	0	0	0	0	0	0	0	0	0	0	0		
subset CL KCC responsibility	47	34	33	32	31	1	1	1	1	16	16		
subset CL OOC responsibility	2	2	2	2	2	2	2	2	2	2	2		
Supervised by YOT	33	33	33	30	16	26	26	44	43	42	42	42	42
Pregnancy	27	26	23	24	22	21	19	20	20	35	35	36	34
Parent not caring for own child	2	2	2	2	2	1	1	1	1	2	2	2	2
SEND (16-18 year olds)	289	288	287	286	289	290	291	290	308	276	277	277	278
SEND (19+ year olds)	31	33	36	44	50	54	58	61	66	453	461	461	461
Total 16-18 cohort with at least one vulnerable group	530	525	522	518	506	496	492	475	492	525	524	523	519

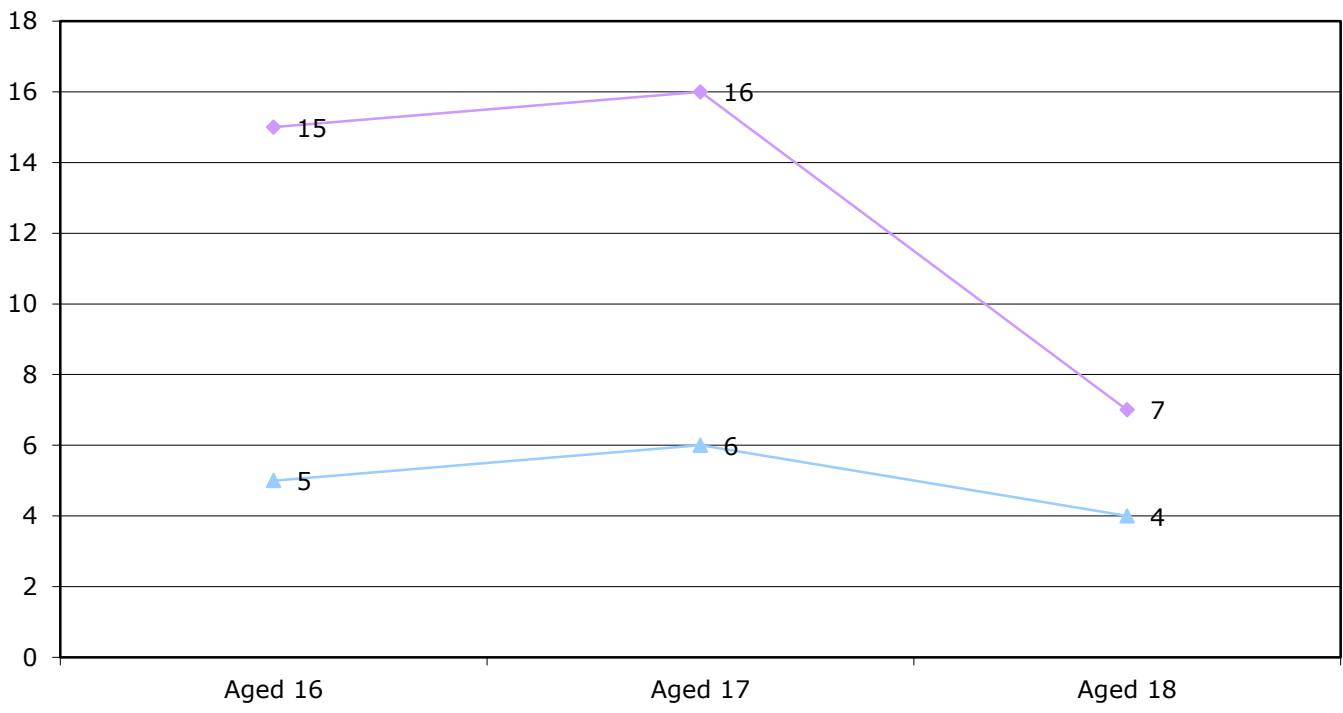
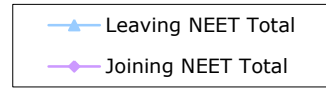
16-18 year old NEET by Vulnerable Group	May-16	Apr-16	Mar-16	Feb-16	Jan-16	Dec-15	Nov-15	Oct-15	Sep-15	Aug-15	Jul-15	Jun-15	May-15
Children in Care	22	19	23	22	19	19	21	18	20	22	22	24	24
subset CIC resp. not known	0	0	0	0	0	0	0	0	0	0	0		
subset CIC KCC responsibility	22	19	22	21	18	18	20	17	17	19	19		
subset CIC OOC responsibility	0	0	1	1	1	1	1	1	3	3	3		
Caring for own child	36	34	31	31	30	29	26	21	23	43	44	41	41
Asylum seeker	0	0	0	0	0	1	1	1	0	0	0	0	0
Carer not own child	4	4	4	4	4	3	3	3	4	6	5	5	5
Substance Misuse	2	2	2	2	1	2	3	3	3	2	2	1	1
Care Leaver	24	16	11	10	12	2	2	2	2	7	7	6	6
subset CL resp. not known	0	0	0	0	0	0	0	0	0	0	0		
subset CL KCC responsibility	23	15	10	9	11	1	1	1	1	6	6		
subset CL OOC responsibility	1	1	1	1	1	1	1	1	1	1	1		
Supervised by YOT	14	14	14	11	7	8	8	18	18	17	17	15	16
Pregnancy	19	19	17	18	16	15	12	12	14	24	24	25	24
Parent not caring for own child	2	2	2	1	1	1	1	1	1	2	2	2	2
SEND (16-18 year olds)	30	29	30	30	32	26	26	22	25	31	32	29	29
SEND (19+ year olds)	1	3	3	5	8	9	10	8	9	116	122	121	120
Total 16-18 NEET with at least one vulnerable group	120	110	105	102	99	87	85	80	85	130	130	125	124

16-18 year old Not Knowns by Vulnerable Group	May-16	Apr-16	Mar-16	Feb-16	Jan-16	Dec-15	Nov-15	Oct-15	Sep-15	Aug-15	Jul-15	Jun-15	May-15
Children in Care	4	3	2	2	5	33	42	66	99	90	80	24	24
subset CIC resp. not known	0	0	0	0	0	0	0	0	0	0	0		
subset CIC KCC responsibility	0	1	1	2	3	19	23	42	63	55	48		
subset CIC OOC responsibility	4	2	1	0	2	14	19	24	36	35	32		
Caring for own child	4	4	4	5	4	7	8	12	13	20	19	10	9
Asylum seeker	1	1	1	1	1	1	1	1	4	4	3	2	2
Carer not own child	1	1	1	1	1	1	1	1	5	6	5	1	1
Substance Misuse	1	1	1	1	2	2	2	3	5	3	2	0	0
Care Leaver	5	5	9	9	9	1	1	1	1	9	8	3	3
subset CL resp. not known	0	0	0	0	0	0	0	0	0	0	0		
subset CL KCC responsibility	4	4	8	8	8	0	0	0	0	8	7		
subset CL OOC responsibility	1	1	1	1	1	1	1	1	1	1	1		
Supervised by YOT	1	0	0	1	0	9	11	17	21	15	11	4	4
Pregnancy	0	0	0	0	0	0	2	3	4	10	8	4	4
Parent not caring for own child	0	0	0	0	0	0	0	0	0	0	0	0	0
SEND (16-18 year olds)	18	15	13	12	25	46	63	100	223	169	158	45	46
SEND (19+ year olds)	11	16	18	23	26	28	34	41	53	330	327	306	307
Total not known with at least one vulnerable group	30	27	29	30	42	79	104	163	320	271	246	74	74

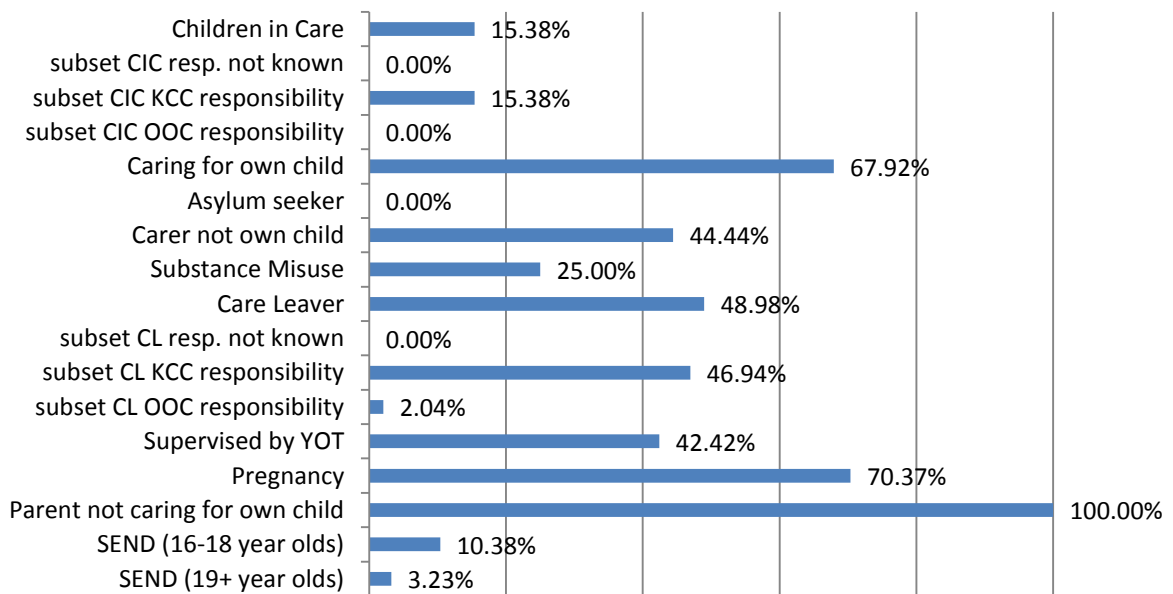
16-18 Year old NEET Leavers & Joiners	Aged 16	Aged 17	Aged 18	16-18 Total	Aged 19
Leaving NEET Total	5	6	4	15	9
Education	0	1	1	2	0
Employment	1	2	3	6	0
Government supported training	4	3	0	7	0
Re-engagement Provision	0	0	0	0	0
Transfer to another LA	0	0	0	0	0
Age reached where no active record required	0	0	0	0	9
Left England so no longer active record	0	0	0	0	0
Found to be a duplicate record	0	0	0	0	0
Deceased	0	0	0	0	0
Custodial Sentence	0	0	0	0	0
Cannot Be Contacted	0	0	0	0	0
Refused to disclose activity	0	0	0	0	0
Unknown Activity	0	0	0	0	0
Other Reason	0	0	0	0	0
Joining NEET Total	15	16	7	38	0
Education	5	3	1	9	0
Employment	4	1	0	5	0
Training	4	5	0	9	0
Re-engagement Provision	0	0	0	0	0
From other area	0	0	0	0	0
Other (inc custodial sentence)	2	7	6	15	0
Joiners>Leavers	-10	-10	-3	-23	9

16-18 Year Old NEET Labour Market Summary	No	%
Available:		
Working not for reward	3	1.37%
Not yet ready for work or learning	14	6.39%
Start Date agreed (other)	2	0.91%
Start Date agreed (RPA compliant)	7	3.20%
Seeking EET	193	88.13%
Available Total	219	100%
Unavailable:		
Young carers	3	3.90%
Teenage parents	30	38.96%
Illness	34	44.16%
Pregnancy	10	12.99%
Religious grounds	0	0.00%
Unlikely to be economically active	0	0.00%
Other reason	0	0.00%
Unavailable Total	77	100%

NEET Leavers and Joiners



% of Vulnerable Cohorts who are NEET



Education and Young People's Services Performance Management

NEET Monthly Report - Tonbridge & Malling

16-18 year old cohort by Vulnerable Group	May-16	Apr-16	Mar-16	Feb-16	Jan-16	Dec-15	Nov-15	Oct-15	Sep-15	Aug-15	Jul-15	Jun-15	May-15
Children in Care	29	28	29	29	24	32	33	35	37	34	34	34	32
subset CIC resp. not known	0	0	0	0	0	0	0	0	0	0	0		
subset CIC KCC responsibility	24	23	23	23	18	22	23	23	25	24	24		
subset CIC OOC responsibility	5	5	6	6	6	10	10	12	12	10	10		
Caring for own child	9	9	10	9	9	9	9	9	9	26	26	25	25
Asylum seeker	1	1	1	1	1	1	1	0	0	0	0	0	0
Carer not own child	9	9	9	9	9	9	9	8	9	11	11	11	11
Substance Misuse	3	3	3	3	3	3	3	3	3	4	4	4	4
Care Leaver	4	5	5	5	5	0	0	0	0	0	0	0	0
subset CL resp. not known	0	0	0	0	0	0	0	0	0	0	0		
subset CL KCC responsibility	3	4	4	4	4	0	0	0	0	0	0		
subset CL OOC responsibility	1	1	1	1	1	0	0	0	0	0	0		
Supervised by YOT	15	15	14	13	11	12	4	11	11	13	13	13	13
Pregnancy	10	9	8	8	7	7	7	5	5	10	10	11	11
Parent not caring for own child	1	1	1	1	1	1	1	1	1	1	1	1	1
SEND (16-18 year olds)	171	171	170	170	169	170	170	165	164	138	138	138	139
SEND (19+ year olds)	23	23	26	26	29	31	33	39	40	273	273	273	273
Total 16-18 cohort with at least one vulnerable group	232	232	232	231	225	228	223	218	219	214	214	214	212

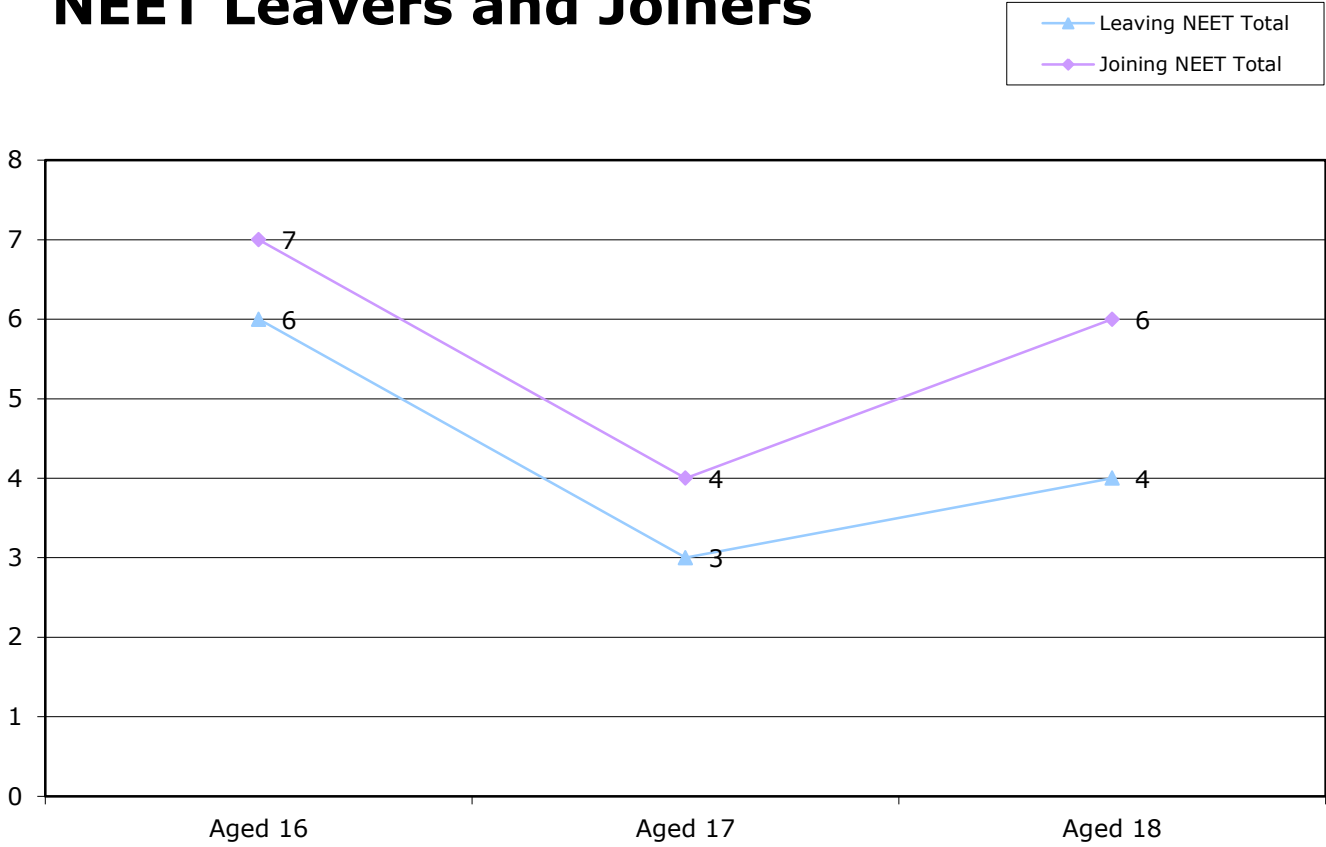
16-18 year old NEET by Vulnerable Group	May-16	Apr-16	Mar-16	Feb-16	Jan-16	Dec-15	Nov-15	Oct-15	Sep-15	Aug-15	Jul-15	Jun-15	May-15
Children in Care	1	0	1	2	1	1	2	2	3	4	5	4	2
subset CIC resp. not known	0	0	0	0	0	0	0	0	0	0	0		
subset CIC KCC responsibility	0	0	1	2	1	1	2	2	3	4	5		
subset CIC OOC responsibility	1	0	0	0	0	0	0	0	0	0	0		
Caring for own child	8	8	9	8	8	8	8	8	9	21	21	20	20
Asylum seeker	0	0	0	0	0	0	0	0	0	0	0	0	0
Carer not own child	2	2	2	2	2	2	2	1	1	3	4	4	4
Substance Misuse	0	0	0	0	0	0	0	0	0	0	0	0	1
Care Leaver	2	2	2	2	0	0	0	0	0	0	0	0	0
subset CL resp. not known	0	0	0	0	0	0	0	0	0	0	0		
subset CL KCC responsibility	1	1	1	1	0	0	0	0	0	0	0		
subset CL OOC responsibility	1	1	1	1	0	0	0	0	0	0	0		
Supervised by YOT	3	3	4	2	1	1	0	4	5	7	6	6	7
Pregnancy	9	8	7	7	6	6	6	5	5	9	9	10	10
Parent not caring for own child	0	0	0	0	0	0	0	0	0	0	0	0	1
SEND (16-18 year olds)	20	18	18	18	17	16	12	8	11	14	13	13	12
SEND (19+ year olds)	2	3	3	3	4	5	4	4	4	52	51	49	48
Total 16-18 NEET with at least one vulnerable group	42	39	41	39	33	32	29	26	32	52	52	51	50

16-18 year old Not Knowns by Vulnerable Group	May-16	Apr-16	Mar-16	Feb-16	Jan-16	Dec-15	Nov-15	Oct-15	Sep-15	Aug-15	Jul-15	Jun-15	May-15
Children in Care	0	0	2	1	1	11	13	19	27	21	18	8	9
subset CIC resp. not known	0	0	0	0	0	0	0	0	0	0	0		
subset CIC KCC responsibility	0	0	1	0	0	5	7	10	15	13	11		
subset CIC OOC responsibility	0	0	1	1	1	6	6	9	12	8	7		
Caring for own child	0	0	0	0	0	0	0	0	0	5	3	2	2
Asylum seeker	0	0	0	0	0	0	0	0	0	0	0	0	0
Carer not own child	1	1	1	1	2	2	2	2	6	5	4	1	1
Substance Misuse	0	0	0	0	0	0	1	1	2	3	2	1	1
Care Leaver	1	1	1	1	3	0	0	0	0	0	0	0	0
subset CL resp. not known	0	0	0	0	0	0	0	0	0	0	0		
subset CL KCC responsibility	1	1	1	1	2	0	0	0	0	0	0		
subset CL OOC responsibility	0	0	0	0	1	0	0	0	0	0	0		
Supervised by YOT	1	1	2	2	1	3	2	2	3	3	2	1	0
Pregnancy	0	0	0	0	0	0	0	0	0	1	0	0	0
Parent not caring for own child	1	1	0	1	1	1	0	0	0	0	0	0	0
SEND (16-18 year olds)	7	8	8	7	11	18	26	35	92	62	55	16	17
SEND (19+ year olds)	4	3	5	5	10	11	15	23	35	209	207	197	197
Total not known with at least one vulnerable group	11	12	14	13	19	32	39	51	119	91	79	27	27

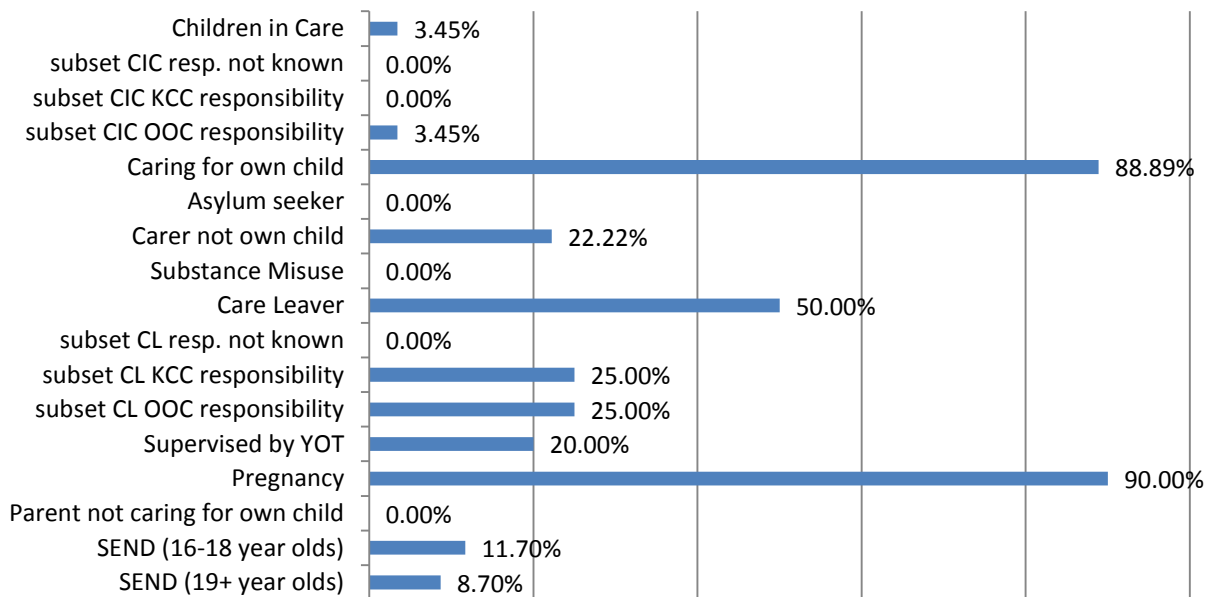
16-18 Year old NEET Leavers & Joiners	Aged 16	Aged 17	Aged 18	16-18 Total	Aged 19
Leaving NEET Total	6	3	4	13	7
Education	0	0	1	1	0
Employment	3	3	3	9	2
Government supported training	3	0	0	3	0
Re-engagement Provision	0	0	0	0	0
Transfer to another LA	0	0	0	0	0
Age reached where no active record required	0	0	0	0	5
Left England so no longer active record	0	0	0	0	0
Found to be a duplicate record	0	0	0	0	0
Deceased	0	0	0	0	0
Custodial Sentence	0	0	0	0	0
Cannot Be Contacted	0	0	0	0	0
Refused to disclose activity	0	0	0	0	0
Unknown Activity	0	0	0	0	0
Other Reason	0	0	0	0	0
Joining NEET Total	7	4	6	17	0
Education	5	2	2	9	0
Employment	0	2	3	5	0
Training	1	0	0	1	0
Re-engagement Provision	0	0	0	0	0
From other area	0	0	0	0	0
Other (inc custodial sentence)	1	0	1	2	0
Joiners>Leavers	-1	-1	-2	-4	7

16-18 Year Old NEET Labour Market Summary	No	%
Available:		
Working not for reward	3	1.80%
Not yet ready for work or learning	1	0.60%
Start Date agreed (other)	2	1.20%
Start Date agreed (RPA compliant)	2	1.20%
Seeking EET	159	95.21%
Available Total	167	100%
Unavailable:		
Young carers	0	0.00%
Teenage parents	7	19.44%
Illness	20	55.56%
Pregnancy	8	22.22%
Religious grounds	0	0.00%
Unlikely to be economically active	1	2.78%
Other reason	0	0.00%
Unavailable Total	36	100%

NEET Leavers and Joiners



% of Vulnerable Cohorts who are NEET



Education and Young People's Services Performance Management

NEET Monthly Report - Tunbridge Wells

16-18 year old cohort by Vulnerable Group	May-16	Apr-16	Mar-16	Feb-16	Jan-16	Dec-15	Nov-15	Oct-15	Sep-15	Aug-15	Jul-15	Jun-15	May-15
Children in Care	67	63	62	58	52	72	63	14	14	20	19	19	19
subset CIC resp. not known	0	0	0	0	0	0	0	0	0	0	0		
subset CIC KCC responsibility	67	63	62	58	52	70	61	12	11	18	17		
subset CIC OOC responsibility	0	0	0	0	0	2	2	2	3	2	2		
Caring for own child	15	14	13	13	12	10	10	8	8	19	19	19	17
Asylum seeker	58	54	53	49	43	58	50	5	0	4	4	4	4
Carer not own child	6	6	6	6	6	6	6	6	5	6	6	6	5
Substance Misuse	2	2	2	2	2	3	3	3	3	4	4	4	4
Care Leaver	5	5	6	6	6	2	2	2	2	6	6	6	6
subset CL resp. not known	0	0	0	0	0	0	0	0	0	0	0		
subset CL KCC responsibility	4	4	5	5	5	1	1	1	1	4	4		
subset CL OOC responsibility	1	1	1	1	1	1	1	1	1	2	2		
Supervised by YOT	7	7	7	6	8	8	4	15	15	17	16	16	16
Pregnancy	10	9	9	9	8	8	7	8	7	10	10	10	10
Parent not caring for own child	1	1	1	1	1	1	1	1	1	2	2	2	2
SEND (16-18 year olds)	133	133	134	133	132	132	128	133	129	139	140	140	139
SEND (19+ year olds)	18	21	23	24	28	31	34	39	43	225	227	227	227
Total 16-18 cohort with at least one vulnerable group	237	231	229	224	217	229	213	180	169	204	203	203	199

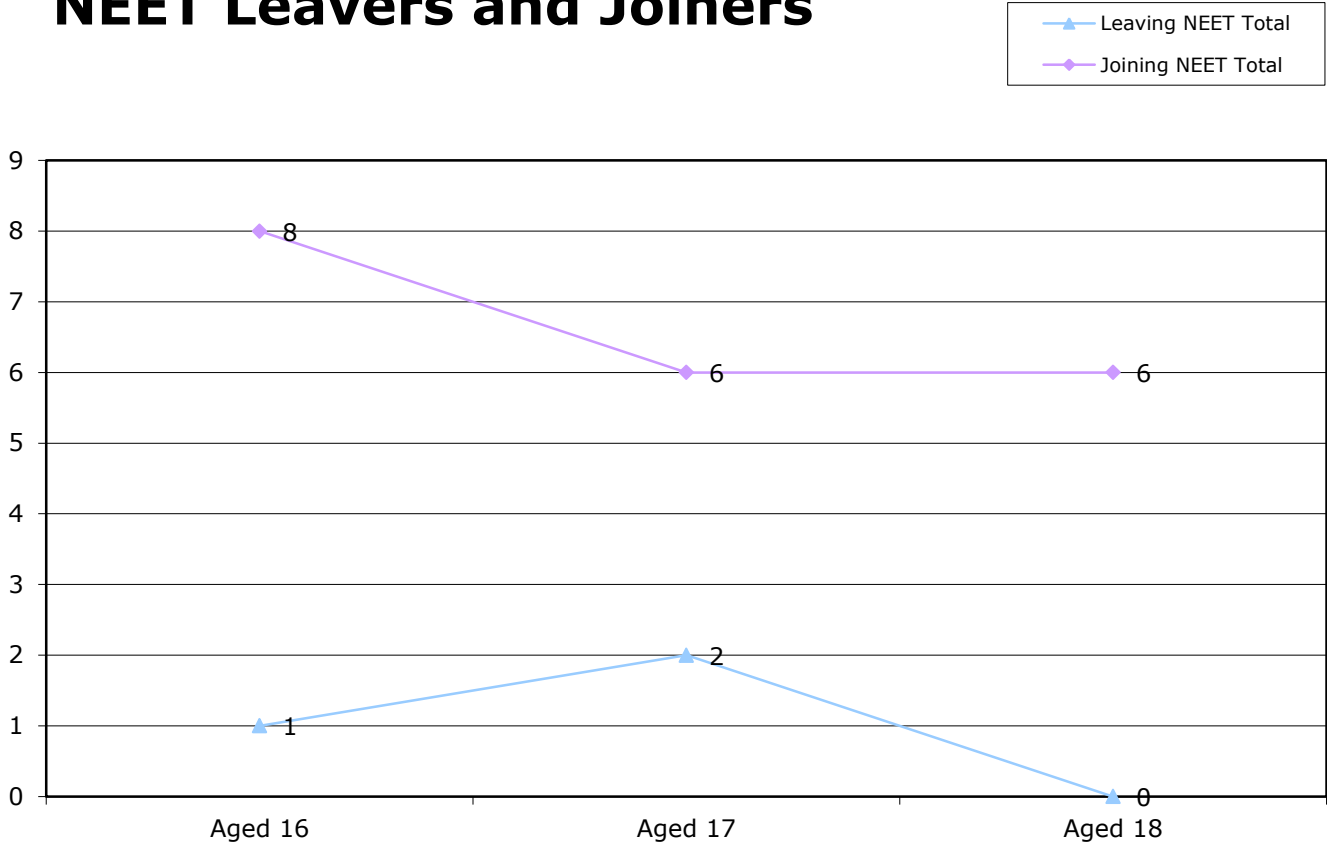
16-18 year old NEET by Vulnerable Group	May-16	Apr-16	Mar-16	Feb-16	Jan-16	Dec-15	Nov-15	Oct-15	Sep-15	Aug-15	Jul-15	Jun-15	May-15
Children in Care	4	3	3	3	3	4	5	5	4	4	3	2	3
subset CIC resp. not known	0	0	0	0	0	0	0	0	0	0	0		
subset CIC KCC responsibility	4	3	3	3	3	3	4	4	3	3	2		
subset CIC OOC responsibility	0	0	0	0	0	1	1	1	1	1	1		
Caring for own child	13	13	12	12	11	9	9	7	7	16	16	16	15
Asylum seeker	0	0	0	0	0	0	0	0	0	0	0	0	0
Carer not own child	1	1	1	1	1	1	1	1	1	1	1	2	1
Substance Misuse	2	2	2	2	2	2	2	2	2	2	2	2	2
Care Leaver	3	3	3	3	3	2	2	2	2	5	5	5	5
subset CL resp. not known	0	0	0	0	0	0	0	0	0	0	0		
subset CL KCC responsibility	2	2	2	2	2	1	1	1	1	3	3		
subset CL OOC responsibility	1	1	1	1	1	1	1	1	1	2	2		
Supervised by YOT	3	2	2	2	4	4	1	6	6	8	7	6	6
Pregnancy	7	7	7	7	7	7	6	5	4	6	6	6	6
Parent not caring for own child	0	0	0	0	0	0	0	0	0	0	0	0	0
SEND (16-18 year olds)	20	17	14	13	12	10	8	9	10	12	12	11	12
SEND (19+ year olds)	3	3	3	3	4	4	4	4	4	33	34	33	33
Total 16-18 NEET with at least one vulnerable group	48	45	40	40	39	36	31	30	29	45	43	42	41

16-18 year old Not Knowns by Vulnerable Group	May-16	Apr-16	Mar-16	Feb-16	Jan-16	Dec-15	Nov-15	Oct-15	Sep-15	Aug-15	Jul-15	Jun-15	May-15
Children in Care	2	0	0	0	0	4	5	5	10	8	7	2	2
subset CIC resp. not known	0	0	0	0	0	0	0	0	0	0	0		
subset CIC KCC responsibility	2	0	0	0	0	3	4	4	8	7	7		
subset CIC OOC responsibility	0	0	0	0	0	1	1	1	2	1	0		
Caring for own child	1	0	0	0	0	0	0	1	1	2	2	1	1
Asylum seeker	2	0	0	0	0	0	1	0	0	2	2	0	0
Carer not own child	0	0	0	0	1	0	1	1	2	1	1	0	0
Substance Misuse	0	0	0	0	0	1	1	1	1	2	1	1	1
Care Leaver	0	0	0	0	0	0	0	0	0	1	1	1	1
subset CL resp. not known	0	0	0	0	0	0	0	0	0	0	0		
subset CL KCC responsibility	0	0	0	0	0	0	0	0	0	1	1		
subset CL OOC responsibility	0	0	0	0	0	0	0	0	0	0	0		
Supervised by YOT	0	0	0	0	0	1	1	5	8	6	5	1	2
Pregnancy	0	0	0	0	0	0	1	3	3	2	1	0	0
Parent not caring for own child	0	0	0	0	0	0	0	0	1	2	2	1	1
SEND (16-18 year olds)	8	9	7	8	8	18	22	36	80	51	50	21	21
SEND (19+ year olds)	5	7	9	9	11	12	14	20	36	183	181	182	182
Total not known with at least one vulnerable group	11	9	7	8	9	19	26	47	99	69	66	24	25

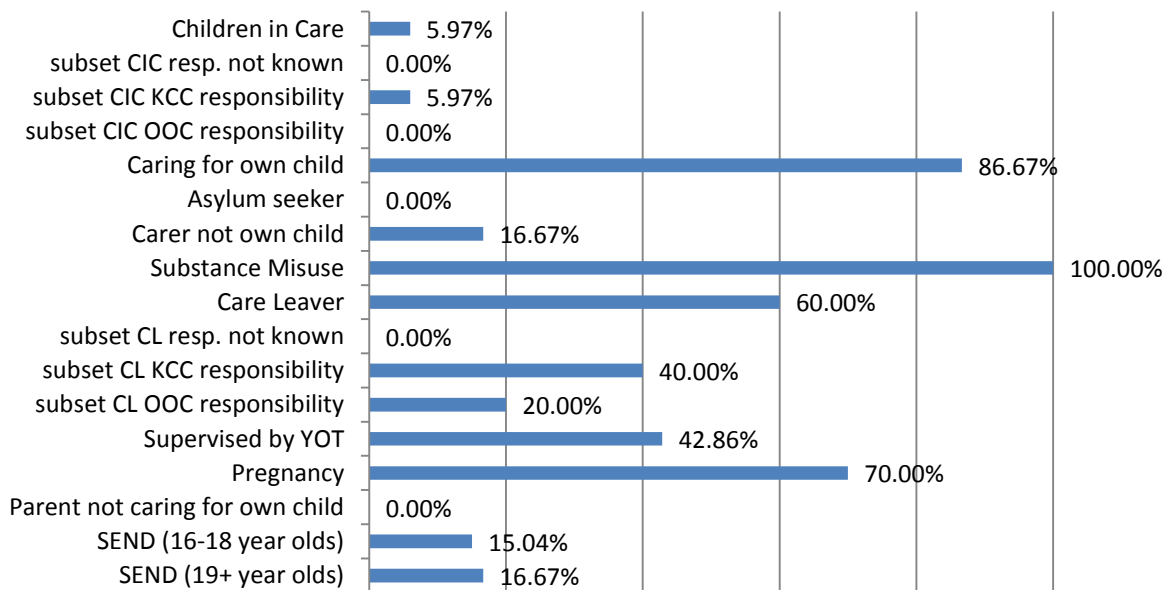
16-18 Year old NEET Leavers & Joiners	Aged 16	Aged 17	Aged 18	16-18 Total	Aged 19
Leaving NEET Total	1	2	0	3	6
Education	0	0	0	0	0
Employment	1	1	0	2	0
Government supported training	0	0	0	0	0
Re-engagement Provision	0	1	0	1	0
Transfer to another LA	0	0	0	0	0
Age reached where no active record required	0	0	0	0	6
Left England so no longer active record	0	0	0	0	0
Found to be a duplicate record	0	0	0	0	0
Deceased	0	0	0	0	0
Custodial Sentence	0	0	0	0	0
Cannot Be Contacted	0	0	0	0	0
Refused to disclose activity	0	0	0	0	0
Unknown Activity	0	0	0	0	0
Other Reason	0	0	0	0	0
Joining NEET Total	8	6	6	20	0
Education	4	2	0	6	0
Employment	1	2	4	7	0
Training	0	0	0	0	0
Re-engagement Provision	0	0	0	0	0
From other area	0	0	0	0	0
Other (inc custodial sentence)	3	2	2	7	0
Joiners>Leavers	-7	-4	-6	-17	6

16-18 Year Old NEET Labour Market Summary	No	%
Available:		
Working not for reward	3	1.60%
Not yet ready for work or learning	15	7.98%
Start Date agreed (other)	3	1.60%
Start Date agreed (RPA compliant)	0	0.00%
Seeking EET	167	88.83%
Available Total	188	100%
Unavailable:		
Young carers	0	0.00%
Teenage parents	7	22.58%
Illness	20	64.52%
Pregnancy	3	9.68%
Religious grounds	0	0.00%
Unlikely to be economically active	1	3.23%
Other reason	0	0.00%
Unavailable Total	31	100%

NEET Leavers and Joiners



% of Vulnerable Cohorts who are NEET

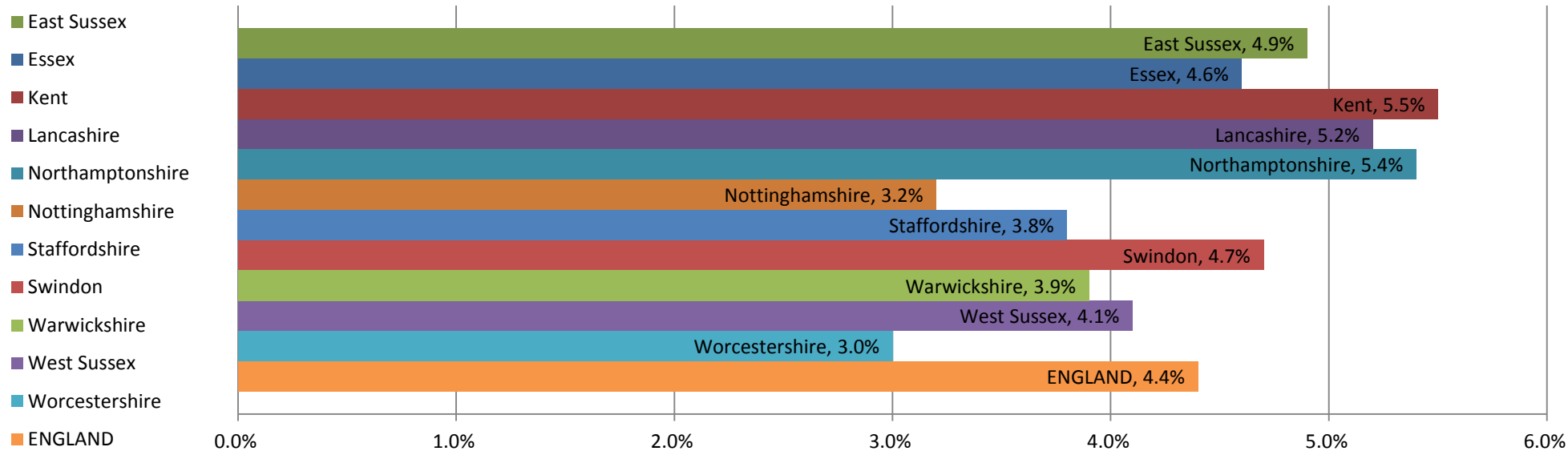


Education and Young People's Services Performance Management
Kent/National/Statistical Neighbours
AS AT APRIL 2016

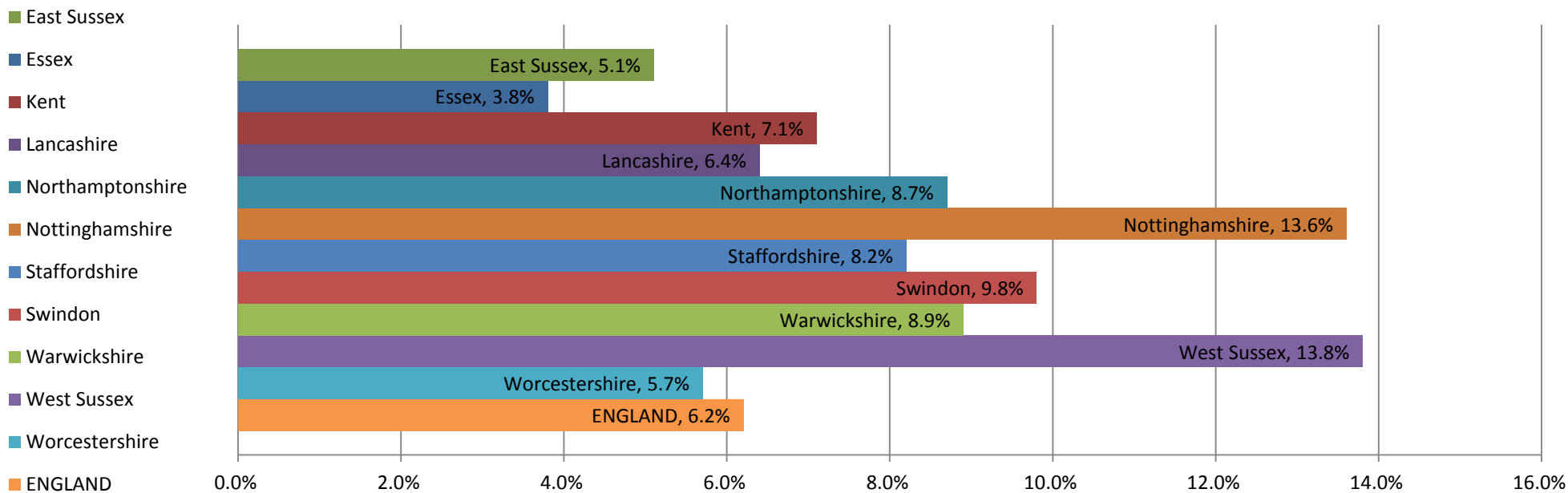
	NEET		Not known		In learning	
	% Academic Age16-18s NEET	% change over last 12 months	% Academic Age16-18s NK	% change over last 12 months	% Academic Age16-18s in learning	% change over last 12 months
ENGLAND	4.4%	-8.0%	6.2%	-7.7%	83.8%	0.7%

Name	NEET Ranked Position	Academic Age16-18 (Y12-Y14) NEET %	Y12 NEET%	Y13 NEET%	Y14 NEET%	N/K Ranked Position	Academic Age 16 - 18 (Y12-Y14) NK %	Y12 NK%	Y13 NK%	Y14 NK%	Academic Age 16 - 18 (Y12-14) In Learning %	Y12 In Learning %	Y13 In Learning %	Y14 In Learning %
Kent	11	5.5%	3.2%	5.0%	8.3%	5	7.1%	2.3%	6.1%	12.7%	77.8%	91.5%	82.6%	59.5%
East Sussex	8	4.9%	3.1%	4.2%	7.5%	2	5.1%	0.5%	3.0%	11.6%	81.3%	95.3%	88.4%	61.1%
Essex	6	4.6%	2.3%	4.2%	7.5%	1	3.8%	1.2%	3.3%	6.9%	81.3%	95.2%	87.0%	62.0%
Lancashire	9	5.2%	3.1%	5.0%	7.7%	4	6.4%	3.8%	5.2%	10.1%	83.4%	92.2%	87.3%	71.4%
Northamptonshire	10	5.4%	3.0%	5.2%	8.0%	7	8.7%	2.9%	7.5%	15.8%	80.3%	93.7%	84.4%	62.6%
Nottinghamshire	2	3.2%	1.4%	2.5%	6.1%	10	13.6%	1.5%	12.4%	26.0%	83.1%	96.9%	84.8%	68.5%
Staffordshire	3	3.8%	2.3%	3.3%	5.7%	6	8.2%	2.0%	5.0%	17.1%	81.7%	94.8%	87.5%	63.7%
Swindon	7	4.7%	2.2%	4.5%	7.8%	9	9.8%	1.9%	5.1%	22.1%	79.2%	94.2%	84.8%	59.0%
Warwickshire	4	3.9%	2.0%	3.3%	6.1%	8	8.9%	3.1%	5.3%	17.4%	85.0%	94.4%	90.5%	71.6%
West Sussex	5	4.1%	1.3%	3.0%	8.9%	11	13.8%	5.2%	12.3%	23.7%	78.4%	92.8%	83.2%	59.3%
Worcestershire	1	3.0%	2.1%	3.1%	3.9%	3	5.7%	0.8%	4.1%	11.8%	84.8%	95.6%	89.3%	70.2%
Mean Indicator for Statistical neighbours		4.3%	2.3%	3.8%	6.9%		8.4%	2.3%	6.3%	16.2%	81.9%	94.5%	86.7%	64.9%

Statistical Neighbours NEETs April 2016



Statistical Neighbours Not Knowns April 2016



Education and Young People's Services Performance Management NEET Monthly Report - Kent

Year 11 intended destinations summary	Cohort total	Total not yet recorded	Total undecided	%age of total
Kent	16687	1139	931	12.4%
Ashford	1378	97	43	10.2%
Canterbury	1561	85	63	9.5%
Dartford	1428	92	61	10.7%
Dover	1356	121	74	14.4%
Gravesham	1222	82	28	9.0%
Maidstone	1900	95	36	6.9%
Sevenoaks	448	67	54	27.0%
Shepway	1106	74	89	14.7%
Swale	1651	121	316	26.5%
Thanet	1618	124	87	13.0%
Tonbridge & Malling	1574	111	64	11.1%
Tunbridge Wells	1445	70	16	6.0%