

# Education and Young People's Services

## Young People Not in Education, Employment or Training (NEET)

### Monthly Report - March 2015

**Produced by:** Management Information Unit, KCC

**Publication Date:** 17th April 2015

The figures are based on the monthly submission made to DfE via NCCIS for Kent County Council . Academic age is the age of the young person on 31<sup>st</sup> August (i.e.: prior to the start of the academic year). The figures include all 16 -18 year olds based on academic age with a Kent County Council area postcode as their primary address.



# Executive Summary

## NEETs as a percentage of the 16-18 academic age group (Year 12, 13 and 14)

January 2014	5.86	January 2015	5.25
February 2014	5.82	February 2015	5.34
March 2014	5.95	March 2015	5.68

## Not Knowns as a percentage of the 16-18 academic age group (Year 12, 13 and 14)

January 2014	4.6	January 2015	11.22
February 2014	4.69	February 2015	10.54
March 2014	5.8	March 2015	9.62

### Progress NEETs

Overall, for the fourth month in a row the percentage of NEETS is lower than the same time the previous year. The percentage is particularly encouraging in Dover and Thanet where the percentage has dropped by 1.86% and 1.42% respectively, both areas of traditionally high unemployment.

### Progress Tracking

For the seventh month the downward trend for the number of Not Knowns continues. The percentage of Not Knowns is now under 10% and the number has reduced by 497. Significantly more than this number were tracked, as young people in the Activity Survey recorded as in employment without training in September have had their status lapsed and needed to be re-contacted. The challenge for this month and the following months is that young people have to be tracked individually rather than through receiving mass data from Kent providers.

Updated data received from colleges has resulted in a rise for participation rates by 3.02% for 16 year olds and 2.64% for 17 year olds.

The use of social media to identify the activities of young people has proved a successful addition to the tracking process and is used when contact cannot be made via the telephone.

### Planned Activity

The use of Welfare Call call centre has proved to be a cost effective method of tracking young people, especially young people who are not available during working hours. This will continue in April.

A mass mail out is planned to contact all young people without a phone a number in April.

# Education and Young People's Services Performance Management

## NEET Monthly Report - Kent

16-18 year old NEET Summary	Total Cohort 16-18	No. NEET 16-18	% NEET 16-18	NEET Target 16-18 Jan 2016	Diff from target	% NEET Age 16	% NEET Age 17	% NEET Age 18	Not knowns				
									Acad age 16	Acad age 17	Acad age 18	Total	% of cohort
Kent	52,935	2,691	5.68%	2.50%	3.18%	2.54%	5.48%	9.43%	614	1,619	2,860	5,093	9.62%
Ashford	4,642	229	5.55%	2.10%	3.45%	2.07%	6.22%	8.73%	48	149	262	459	9.89%
Canterbury	4,835	252	5.74%	2.04%	3.70%	2.53%	5.37%	9.42%	44	102	258	404	8.36%
Dartford	3,489	164	5.27%	2.54%	2.73%	1.90%	4.61%	9.69%	39	129	164	332	9.52%
Dover	3,951	200	5.67%	2.79%	2.88%	3.62%	4.53%	9.10%	56	131	209	396	10.02%
Gravesham	3,986	213	6.00%	2.52%	3.48%	1.81%	6.43%	10.41%	37	120	248	405	10.16%
Maidstone	5,474	249	5.07%	2.49%	2.58%	1.56%	4.83%	9.05%	52	128	304	484	8.84%
Sevenoaks	3,483	120	4.01%	1.64%	2.37%	2.55%	4.63%	5.03%	67	130	201	398	11.43%
Shepway	3,878	240	6.89%	3.03%	3.86%	3.23%	6.69%	11.12%	46	117	211	374	9.64%
Swale	5,395	359	7.33%	3.04%	4.29%	3.59%	5.99%	13.09%	53	166	268	487	9.03%
Thanet	5,300	317	6.77%	3.49%	3.28%	3.04%	6.46%	11.71%	67	207	322	596	11.25%
Tonbridge & Malling	4,494	191	4.72%	1.67%	3.05%	2.08%	4.59%	7.95%	47	122	229	398	8.86%
Tunbridge Wells	4,008	157	4.37%	1.65%	2.72%	2.49%	4.80%	6.05%	58	118	184	360	8.98%

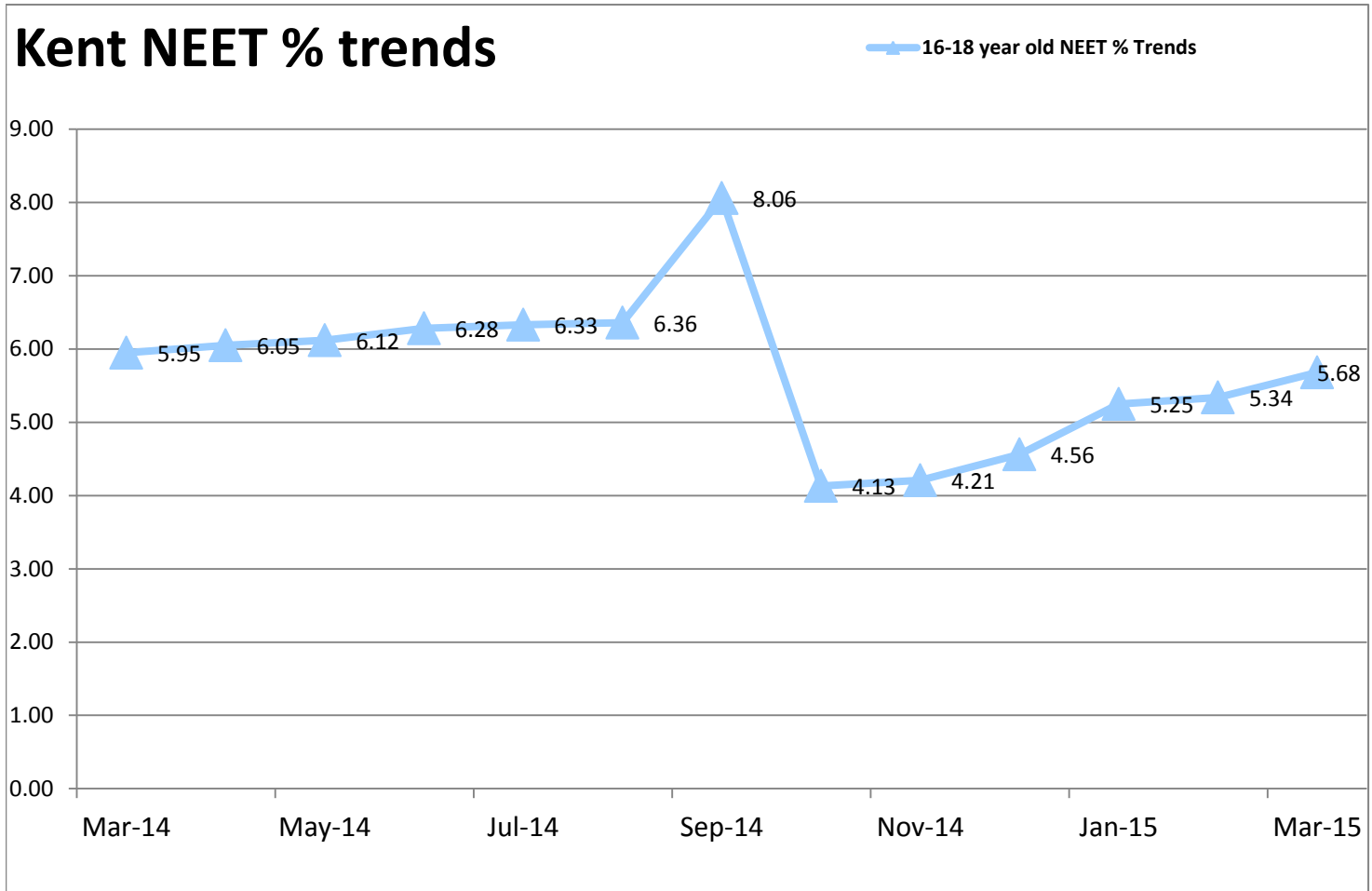
16-18 year old NEET % Trends	Mar-15	Feb-15	Jan-15	Dec-14	Nov-14	Oct-14	Sep-14	Aug-14	Jul-14	Jun-14	May-14	Apr-14	Mar-14
Kent	5.68	5.34	5.25	4.56	4.21	4.13	8.06	6.36	6.33	6.28	6.12	6.05	5.95
Ashford	5.55	4.99	4.78	4.29	4.30	3.83	8.34	6.33	6.29	5.99	5.76	5.63	5.46
Canterbury	5.74	5.20	4.98	4.48	3.86	3.93	7.90	5.27	5.21	5.09	5.00	4.89	5.10
Dartford	5.27	5.12	5.16	4.42	4.25	4.27	8.25	7.00	6.28	6.41	5.99	5.99	5.76
Dover	5.67	5.19	5.59	4.74	4.48	4.39	9.42	7.73	7.60	7.65	7.89	7.94	7.53
Gravesham	6.00	5.82	5.81	4.99	4.61	4.57	9.09	7.00	6.90	6.99	6.76	6.67	6.50
Maidstone	5.07	4.70	4.56	4.06	3.94	4.10	7.07	6.51	6.41	5.94	5.63	5.64	5.46
Sevenoaks	4.01	3.66	3.87	3.35	2.79	2.85	5.23	3.88	3.94	4.00	3.72	3.74	3.76
Shepway	6.89	6.53	6.07	5.06	4.68	4.71	9.42	7.17	7.39	7.18	7.09	7.00	7.20
Swale	7.33	7.22	7.15	6.51	6.00	5.76	10.63	7.95	7.78	7.57	7.25	7.04	7.06
Thanet	6.77	6.77	6.51	5.60	4.98	4.78	9.79	8.07	8.13	8.21	8.12	8.45	8.19
Tonbridge & Malling	4.72	4.35	4.25	3.48	3.17	3.05	5.57	4.73	4.52	4.72	4.77	4.44	4.40
Tunbridge Wells	4.37	3.63	3.55	2.91	2.65	2.57	4.93	4.39	4.69	4.88	4.67	4.39	4.17

16-18 year old Not Known % Trends	Mar-15	Feb-15	Jan-15	Dec-14	Nov-14	Oct-14	Sep-14	Aug-14	Jul-14	Jun-14	May-14	Apr-14	Mar-14
Kent	9.62	10.54	11.22	15.21	19.00	24.16	58.70	11.97	11.93	11.72	10.20	8.67	5.80
Ashford	9.89	9.89	10.57	14.98	18.73	25.79	56.67	11.39	11.91	10.12	8.33	7.57	3.67
Canterbury	8.36	9.22	10.03	13.57	15.62	23.73	59.44	8.87	8.16	8.36	7.92	5.48	3.11
Dartford	9.52	10.73	10.88	14.90	19.39	24.09	60.43	13.15	13.75	13.85	12.18	11.20	9.18
Dover	10.02	10.67	12.15	15.81	19.25	22.78	65.00	10.72	9.30	8.73	7.78	6.95	1.63
Gravesham	10.16	11.57	12.36	16.56	21.30	23.33	61.81	14.11	14.22	14.57	12.69	12.33	10.06
Maidstone	8.84	10.14	10.80	14.07	16.97	22.61	50.62	12.02	12.72	13.31	10.68	9.10	6.70
Sevenoaks	11.43	12.01	12.32	15.96	21.61	26.87	60.07	12.15	11.94	12.33	9.19	8.45	6.58
Shepway	9.64	10.28	11.36	16.01	21.59	24.23	54.45	13.39	12.93	13.15	12.22	11.18	8.09
Swale	9.03	10.76	11.13	15.40	18.66	26.39	57.95	13.52	13.97	13.21	11.69	8.06	4.84
Thanet	11.25	12.09	12.74	15.92	18.86	23.36	62.22	9.52	9.40	8.79	8.07	6.79	3.23
Tonbridge & Malling	8.86	10.05	10.64	14.99	19.07	23.75	59.21	13.79	13.56	13.61	12.37	11.05	9.00
Tunbridge Wells	8.98	9.34	9.89	14.93	19.13	23.25	59.06	11.96	11.93		9.82	7.40	5.36

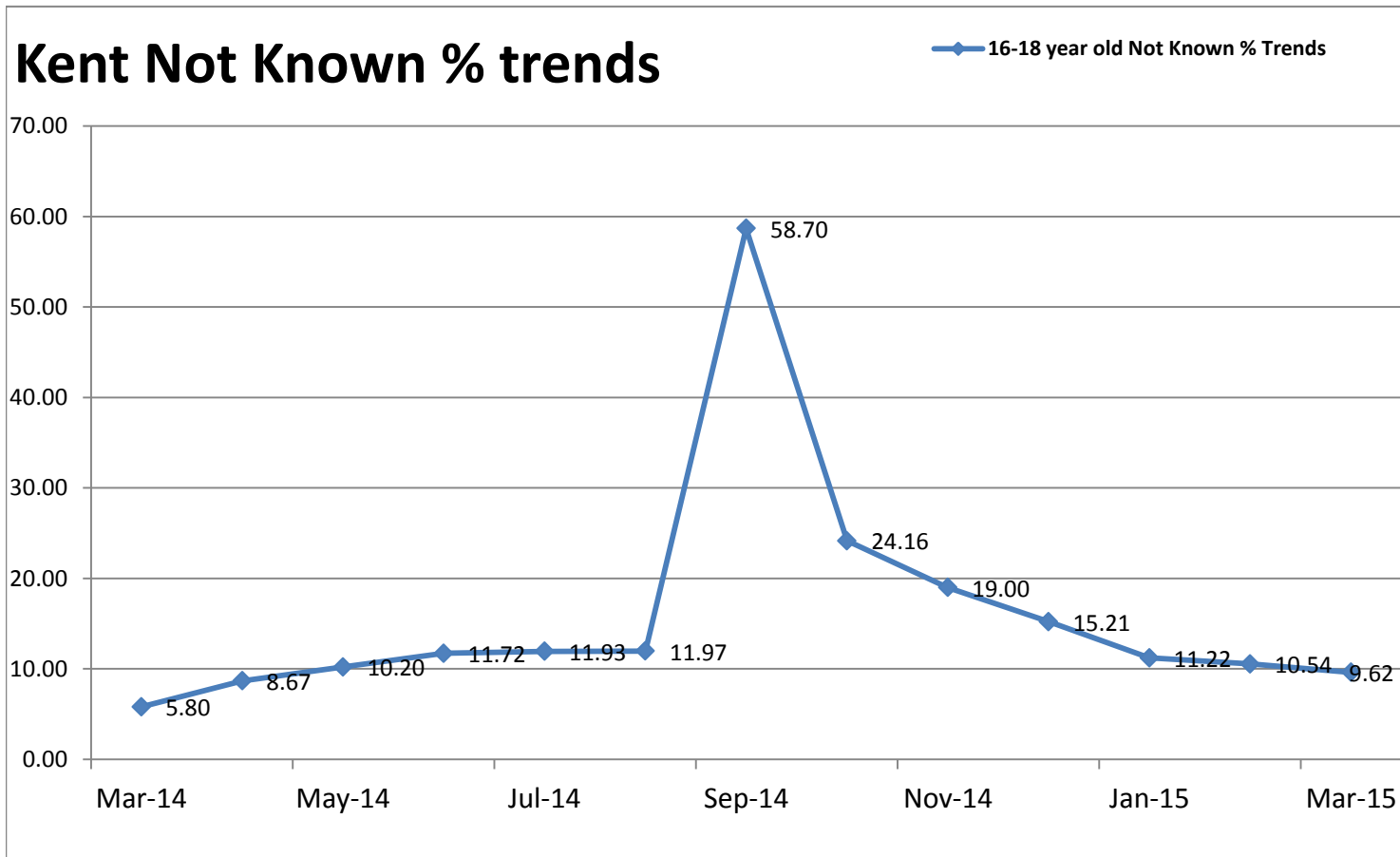
NEETs based on length of time in NEET	Equivalent - March 2014				
	0-6 weeks	7-13 weeks	14-26 weeks	27-52 weeks	52+ weeks
Kent	139	287	423	940	902
Ashford	14	41	35	80	59
Canterbury	23	25	41	84	79
Dartford	1	15	26	56	66
Dover	16	22	26	68	68
Gravesham	4	15	25	88	81
Maidstone	8	19	36	90	96
Sevenoaks	10	13	19	49	29
Shepway	16	28	40	83	73
Swale	17	42	57	127	116
Thanet	15	26	67	92	117
Tonbridge & Malling	6	17	23	74	71
Tunbridge Wells	9	24	28	49	47

Progress RPA - Participating	
% Age 16	% Age 17
91.10%	80.31%
90.82%	75.89%
89.13%	81.16%
93.64%	82.17%
86.81%	80.01%
94.89%	82.45%
93.97%	84.13%
90.30%	79.74%
89.63%	79.31%
88.88%	77.68%
89.25%	77.69%
93.87%	82.59%
92.42%	81.95%

# Kent NEET % trends



# Kent Not Known % trends



# Education and Young People's Services Performance Management

## NEET Monthly Report - Kent

16-18 year old cohort by Vulnerable Group	Mar-15	Feb-15	Jan-15	Dec-14	Nov-14	Oct-14	Sep-14	Aug-14	Jul-14	Jun-14	May-14	Apr-14	Mar-14
Children in Care	666	672	673	678	692	680	688	747	746	714	698	701	699
Caring for own child	340	336	328	293	281	262	252	605	540	533	531	530	527
Asylum seeker	40	40	40	40	41	41	41	79	80	79	78	78	78
Carer not own child	83	79	77	72	73	73	71	84	84	84	86	86	85
Substance Misuse	72	72	71	71	101	99	98	136	149	160	163	162	161
Care Leaver	84	81	80	79	77	76	76	63	61	61	62	63	63
Supervised by YOT	237	236	231	257	289	285	259	166	180	181	201	204	204
Pregnancy	188	177	168	157	143	137	133	196	203	190	184	176	176
Parent not caring for own child	16	16	16	13	13	13	13	22	22	23	23	23	23
SEND (16-18 year olds)	2082	2088	2086	2087	2094	2106	2114	2283	2279	2098	2099	2113	2114
SEND (19+ year olds)	3895	3898	3898	3900	3901	3902	3902	3196	3257	3312	3377	3871	3464
Total 16-18 cohort with at least one vulnerable group	3356	3339	3316	3279	3309	3295	3276	3822	3781	3599		3598	

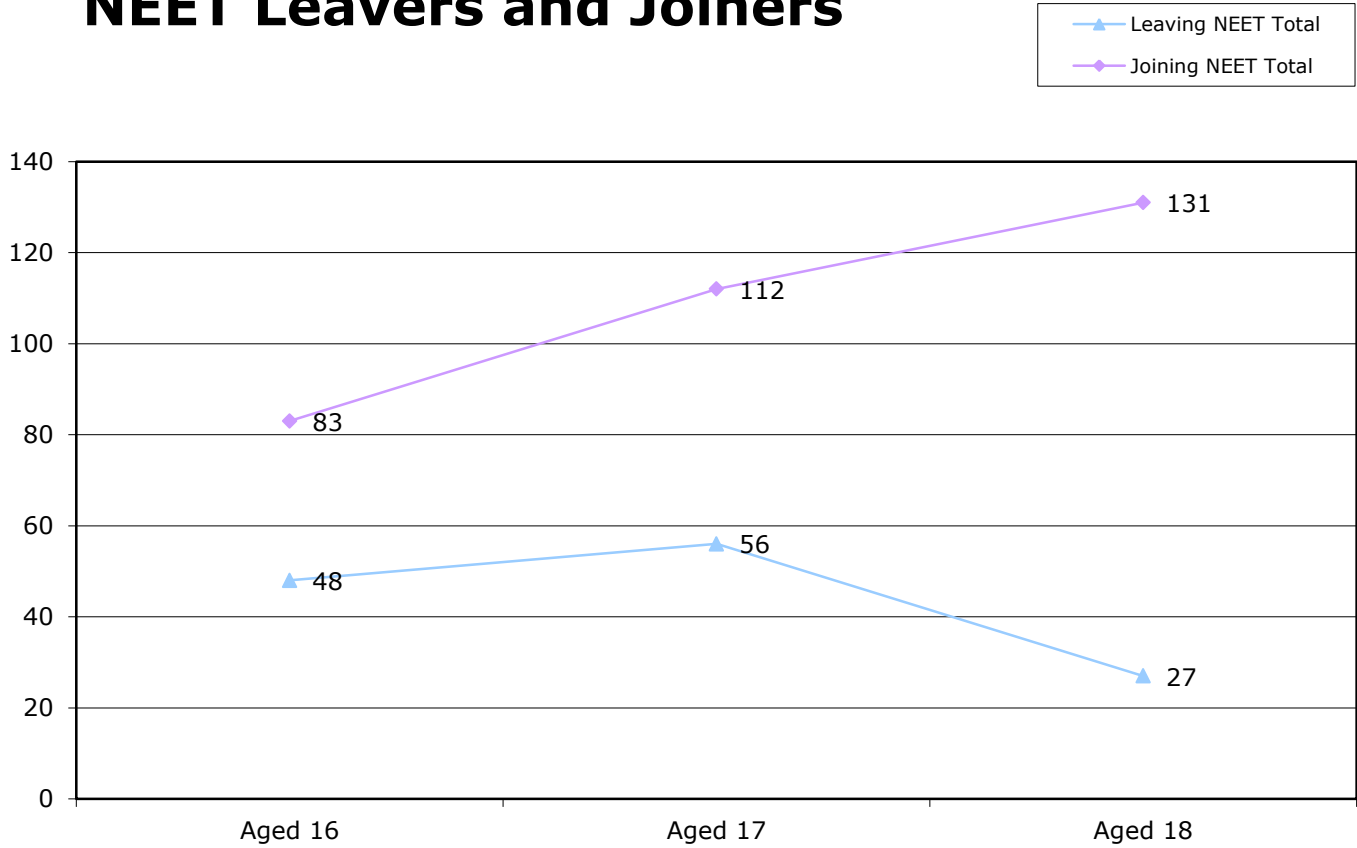
16-18 year old NEET by Vulnerable Group	Mar-15	Feb-15	Jan-15	Dec-14	Nov-14	Oct-14	Sep-14	Aug-14	Jul-14	Jun-14	May-14	Apr-14	Mar-14
Children in Care	107	98	97	94	91	78	98	165	159	159	154	158	154
Caring for own child	237	230	224	187	175	154	165	408	385	383	382	382	383
Asylum seeker	4	4	4	5	5	2	3	5	5	4	4	5	6
Carer not own child	28	25	23	21	18	17	18	29	30	28	28	29	28
Substance Misuse	14	11	14	12	19	15	18	32	47	60	60	59	57
Care Leaver	38	37	33	31	28	31	41	31	30	31	32	33	33
Supervised by YOT	83	77	75	85	75	57	47	63	71	77	80	85	79
Pregnancy	148	136	130	112	96	93	94	143	148	135	131	121	121
Parent not caring for own child	7	8	9	7	5	6	7	12	11	12	12	12	11
SEND (16-18 year olds)	193	174	168	166	154	147	157	295	305	256	252	258	258
SEND (19+ year olds)	837	833	834	830	826	841	858	748	725	735	748	822	760
Total 16-18 NEET with at least one vulnerable group	733	680	659	598	546	504	551	974	995	955		944	

16-18 year old Not Knowns by Vulnerable Group	Mar-15	Feb-15	Jan-15	Dec-14	Nov-14	Oct-14	Sep-14	Aug-14	Jul-14	Jun-14	May-14	Apr-14	Mar-14
Children in Care	97	99	95	99	169	189	424	77	80	87	72	75	45
Caring for own child	38	38	35	38	44	45	63	37	38	52	39	37	23
Asylum seeker	9	10	10	10	16	21	30	19	19	23	19	20	15
Carer not own child	10	9	9	8	9	11	39	7	5	8	8	7	5
Substance Misuse	12	12	11	5	30	31	57	20	26	32	29	30	14
Care Leaver	18	16	18	12	16	16	17	8	10	13	13	11	7
Supervised by YOT	12	5	1	8	72	78	123	23	30	25	27	16	8
Pregnancy	14	14	14	15	14	13	25	8	9	13	11	11	6
Parent not caring for own child	1	0	0	0	1	2	5	3	4	4	3	3	2
SEND (16-18 year olds)	279	284	304	337	404	463	1300	213	211	183	180	195	121
SEND (19+ year olds)	2548	2552	2529	2532	2520	2567	2875	1905	2019	2086	2153	2271	2190
Total not known with at least one vulnerable group	428	429	441	474	645	726	1820	374	361	374		348	

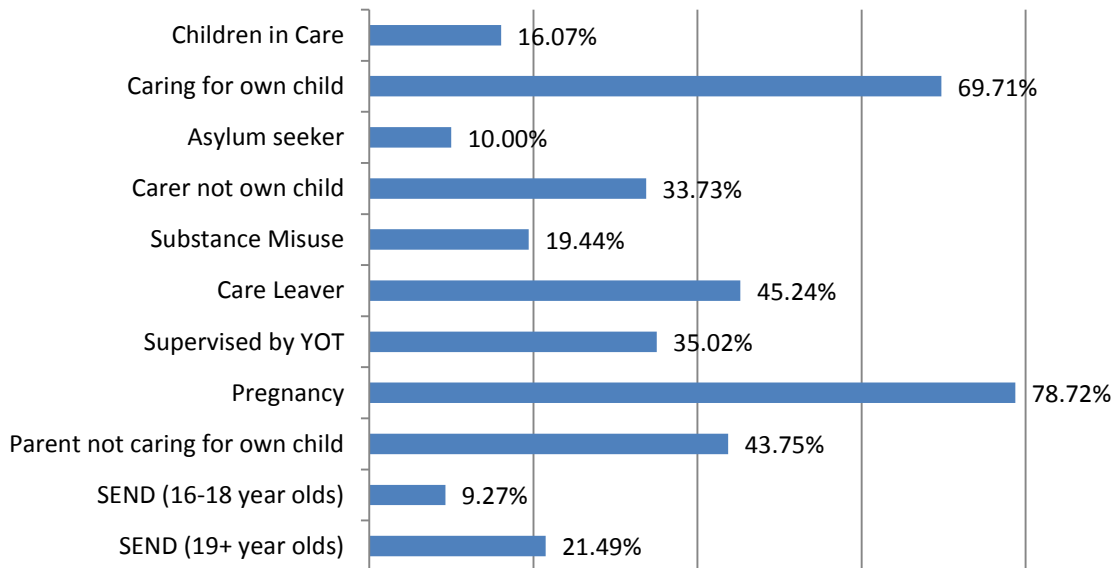
<b>16-18 Year old NEET Leavers &amp; Joiners</b>	<b>Aged 16</b>	<b>Aged 17</b>	<b>Aged 18</b>	<b>16-18 Total</b>	<b>Aged 19</b>
Leaving NEET Total	48	56	27	131	78
Education	7	2	1	10	0
Employment	21	38	15	74	2
Government supported training	16	15	8	39	0
Re-engagement Provision	0	0	0	0	0
NEET in other area	2	0	1	3	0
Custodial Sentence	1	1	0	2	0
Moved Away	0	0	0	0	75
Cannot Be Contacted	0	0	0	0	0
Refused to disclose activity	0	0	1	1	0
Unknown Activity	1	0	0	1	0
Other Reason	0	0	1	1	1
Joining NEET Total	83	112	131	326	13
Education	46	42	28	116	8
Employment	11	16	31	58	1
Government supported training	12	13	5	30	1
Re-engagement Provision	0	0	0	0	0
NEET in other area	0	0	0	0	0
Other (inc custodial sentence)	14	41	67	122	3
Joiners>Leavers	-35	-56	-104	-195	65

<b>16-18 Year Old NEET Labour Market Summary</b>	<b>No</b>	<b>%</b>
<b>Available:</b>		
Working not for reward	45	2.04%
Not yet ready for work or learning	135	6.11%
Start Date agreed	53	2.40%
Seeking EET	1975	89.45%
Available Total	2208	100%
<b>Unavailable:</b>		
Young carers	14	2.90%
Teenage parents	204	42.24%
Illness	155	32.09%
Pregnancy	101	20.91%
Religious grounds	0	0.00%
Unlikely to be economically active	9	1.86%
Other reason	0	0.00%
Unavailable Total	483	100%

# NEET Leavers and Joiners



## % of Vulnerable Cohorts who are NEET



# Education and Young People's Services Performance Management

## NEET Monthly Report - Ashford

16-18 year old cohort by Vulnerable Group	Mar-15	Feb-15	Jan-15	Dec-14	Nov-14	Oct-14	Sep-14	Aug-14	Jul-14	Jun-14	May-14	Apr-14	Mar-14
Children in Care	56	55	55	53	56	56	63	70	71	70	70	70	72
Caring for own child	23	23	22	18	15	13	12	35	34	34	34	34	34
Asylum seeker	4	4	4	4	4	4	4	10	10	10	10	10	10
Carer not own child	10	10	10	10	10	10	10	9	9	9	9	9	9
Substance Misuse	7	7	7	6	6	6	6	9	11	12	12	12	12
Care Leaver	5	5	4	4	5	5	5	10	9	9	9	10	10
Supervised by YOT	13	13	14	15	17	18	20	8	10	11	13	13	13
Pregnancy	12	11	10	11	9	9	8	14	14	14	14	13	13
Parent not caring for own child	0	0	0	0	1	1	1	2	2	2	2	2	2
SEND (16-18 year olds)	153	153	152	152	155	157	170	183	183	174	174	175	176
SEND (19+ year olds)	319	319	319	320	322	323	323	249	252	257	263	319	276
Total 16-18 cohort with at least one vulnerable group	250	248	246	242	242	244	257	301	302	293		295	

16-18 year old NEET by Vulnerable Group	Mar-15	Feb-15	Jan-15	Dec-14	Nov-14	Oct-14	Sep-14	Aug-14	Jul-14	Jun-14	May-14	Apr-14	Mar-14
Children in Care	14	12	12	9	9	7	12	15	16	17	17	15	15
Caring for own child	17	16	15	10	7	5	5	22	21	21	21	22	22
Asylum seeker	0	0	0	0	0	0	0	0	0	0	0	0	0
Carer not own child	1	1	1	1	1	1	1	1	1	2	2	2	1
Substance Misuse	4	3	3	2	2	2	2	1	5	6	6	6	6
Care Leaver	3	3	3	3	4	4	4	6	6	6	6	7	7
Supervised by YOT	5	5	4	3	5	3	3	9	2	4	4	4	4
Pregnancy	8	7	6	5	3	3	2	1	9	9	10	9	9
Parent not caring for own child	0	0	0	0	1	1	1		1	1	1	1	1
SEND (16-18 year olds)	10	10	10	9	10	8	10	26	27	22	23	22	23
SEND (19+ year olds)	39	40	40	41	47	49	50	37	37	37	37	45	37
Total 16-18 NEET with at least one vulnerable group	48	44	42	32	30	25	33	69	73	70		70	

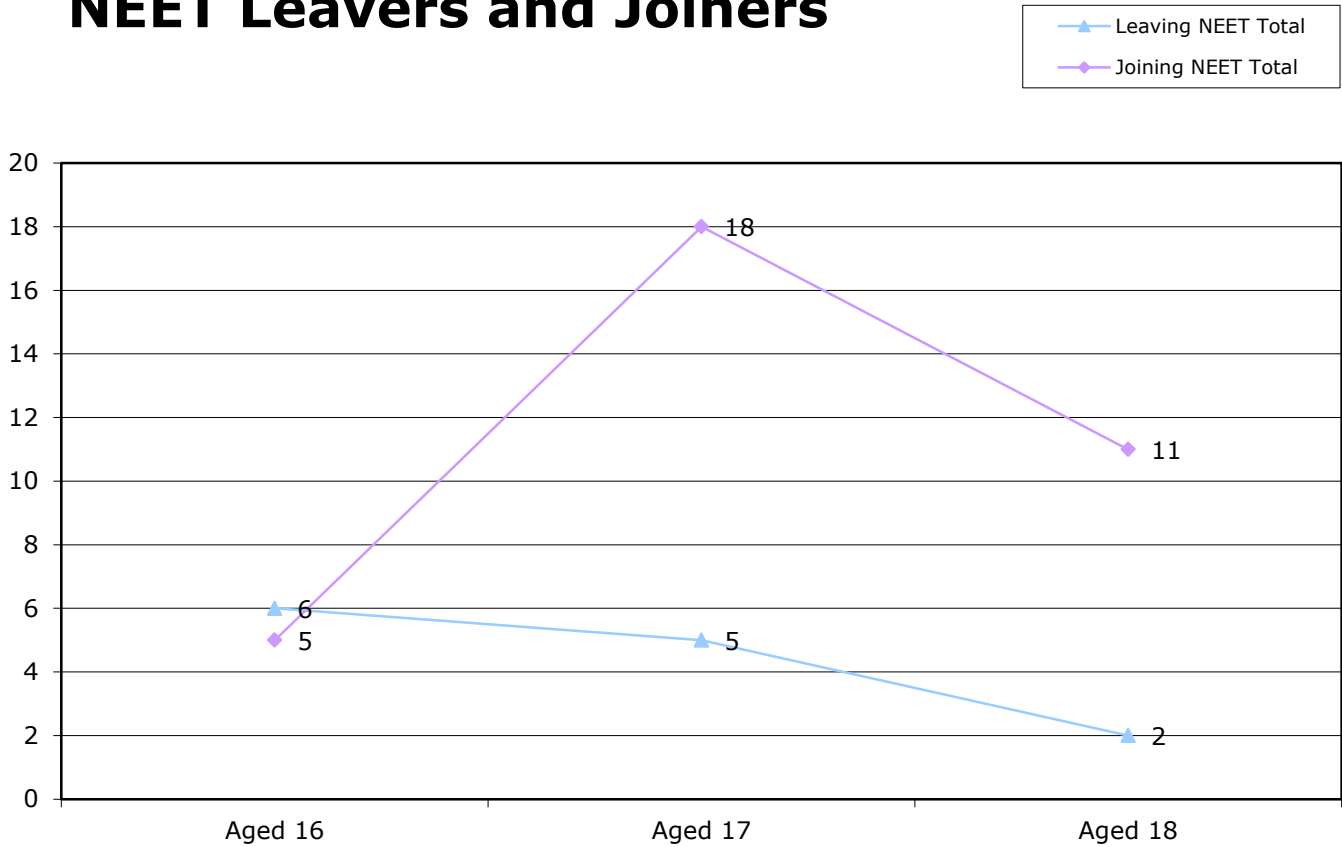
16-18 year old Not Knowns by Vulnerable Group	Mar-15	Feb-15	Jan-15	Dec-14	Nov-14	Oct-14	Sep-14	Aug-14	Jul-14	Jun-14	May-14	Apr-14	Mar-14
Children in Care	11	8	6	6	13	14	37	8	7	6	5	11	7
Caring for own child	2	2	2	2	2	2	4	6	6	8	4	6	1
Asylum seeker	0	0	0	0	2	2	4	3	3	2	2	3	2
Carer not own child	1	1	1	1	1	1	7	1	1	1	1	1	1
Substance Misuse	1	0	0	0	0	1	3	0	0	0	0	0	0
Care Leaver	2	2	1	0	0	0	0	1	1	2	1	1	0
Supervised by YOT	1	1	1	2	1	4	7	1	2	2	1	2	0
Pregnancy	3	2	2	3	2	2	2	1	2	1	1	1	0
Parent not caring for own child	0	0	0	0	0	0	0	1	1	1	1	1	1
SEND (16-18 year olds)	21	20	20	26	32	37	96	20	19	16	14	14	10
SEND (19+ year olds)	233	234	232	235	239	243	272	179	181	186	191	202	198
Total not known with at least one vulnerable group	38	34	31	38	44	53	135	35	35	31		28	



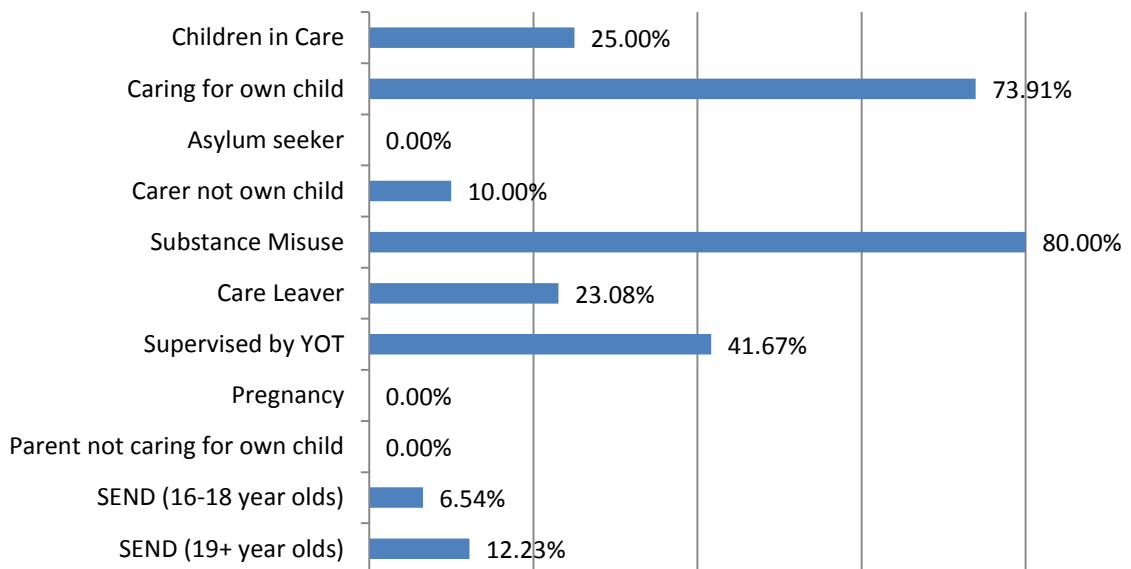
<b>16-18 Year old NEET Leavers &amp; Joiners</b>	<b>Aged 16</b>	<b>Aged 17</b>	<b>Aged 18</b>	<b>16-18 Total</b>	<b>Aged 19</b>
Leaving NEET Total	6	5	2	13	8
Education	0	0	0	0	0
Employment	3	4	1	8	0
Government supported training	3	1	0	4	0
Re-engagement Provision	0	0	0	0	0
NEET in other area	0	0	1	1	0
Custodial Sentence	0	0	0	0	0
Moved Away	0	0	0	0	7
Cannot Be Contacted	0	0	0	0	0
Refused to disclose activity	0	0	0	0	0
Unknown Activity	0	0	0	0	0
Other Reason	0	0	0	0	1
Joining NEET Total	5	18	11	34	2
Education	5	8	6	19	2
Employment	0	6	2	8	0
Government supported training	0	2	0	2	0
Re-engagement Provision	0	0	0	0	0
NEET in other area	0	0	0	0	0
Other (inc custodial sentence)	0	2	3	5	0
Joiners>Leavers	1	-13	-9	-21	6

<b>16-18 Year Old NEET Labour Market Summary</b>	<b>No</b>	<b>%</b>
<b>Available:</b>		
Working not for reward	1	0.51%
Not yet ready for work or learning	7	3.59%
Start Date agreed	2	1.03%
Seeking EET	185	94.87%
Available Total	195	100%
<b>Unavailable:</b>		
Young carers	0	0.00%
Teenage parents	14	41.18%
Illness	14	41.18%
Pregnancy	5	14.71%
Religious grounds	0	0.00%
Unlikely to be economically active	1	2.94%
Other reason	0	0.00%
Unavailable Total	34	100%

# NEET Leavers and Joiners



## % of Vulnerable Cohorts who are NEET



# Education and Young People's Services Performance Management

## NEET Monthly Report - Canterbury

16-18 year old cohort by Vulnerable Group	Mar-15	Feb-15	Jan-15	Dec-14	Nov-14	Oct-14	Sep-14	Aug-14	Jul-14	Jun-14	May-14	Apr-14	Mar-14
Children in Care	80	81	82	83	87	88	90	97	96	92	91	92	91
Caring for own child	31	32	32	28	28	26	23	45	37	37	36	36	36
Asylum seeker	7	7	6	6	7	7	7	13	13	13	12	12	12
Carer not own child	4	4	4	4	4	4	4	5	5	5	5	5	5
Substance Misuse	9	9	9	9	10	10	10	12	12	13	13	13	14
Care Leaver	6	6	7	7	6	6	6	1	1	1	1	1	2
Supervised by YOT	19	19	16	18	23	24	22	15	16	17	19	19	19
Pregnancy	20	18	16	13	10	11	9	17	15	14	14	14	14
Parent not caring for own child	0	1	1	0	0	0	0	1	1	1	1	1	1
SEND (16-18 year olds)	223	224	223	222	220	223	222	234	233	220	219	219	219
SEND (19+ year olds)	345	346	346	346	345	344	344	285	291	297	305	338	310
Total 16-18 cohort with at least one vulnerable group	346	345	341	334	337	341	338	377	369	356		353	

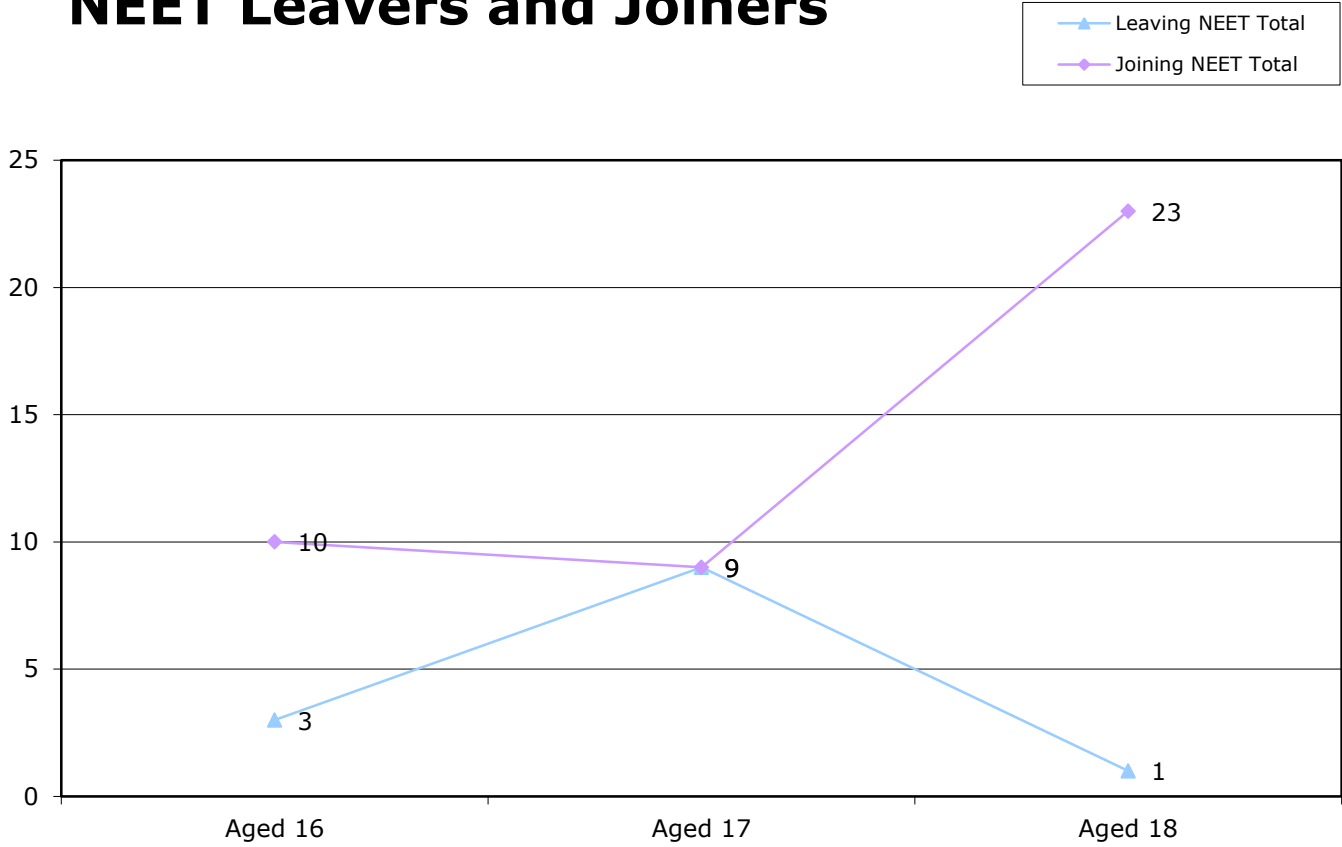
16-18 year old NEET by Vulnerable Group	Mar-15	Feb-15	Jan-15	Dec-14	Nov-14	Oct-14	Sep-14	Aug-14	Jul-14	Jun-14	May-14	Apr-14	Mar-14
Children in Care	11	11	10	9	9	9	8	12	11	10	10	9	9
Caring for own child	18	18	19	14	14	12	14	25	25	25	24	24	25
Asylum seeker	1	1	1	1	1	0	0	0	0	0	0	0	0
Carer not own child	0	0	0	0	0	0	0	1	1	1	1	1	1
Substance Misuse	1	1	0	0	0	0	2	2	3	3	3	3	4
Care Leaver	5	5	2	2	2	2	4	0	0	0	0	0	1
Supervised by YOT	7	6	3	4	3	5	5	3	4	5	5	11	4
Pregnancy	19	17	15	12	9	10	8	13	12	11	11	0	11
Parent not caring for own child	0	1	1	0	0	0	0	0	0	0	0	0	0
SEND (16-18 year olds)	25	23	21	18	18	20	19	30	29	24	22	20	21
SEND (19+ year olds)	77	77	78	77	75	76	80	71	74	75	77	80	79
Total 16-18 NEET with at least one vulnerable group	73	67	59	49	45	49	51	72	72	67		61	

16-18 year old Not Knowns by Vulnerable Group	Mar-15	Feb-15	Jan-15	Dec-14	Nov-14	Oct-14	Sep-14	Aug-14	Jul-14	Jun-14	May-14	Apr-14	Mar-14
Children in Care	9	11	12	13	18	20	66	9	9	12	10	9	6
Caring for own child	5	5	5	6	7	7	7	2	1	5	1	0	0
Asylum seeker	2	2	2	2	3	4	6	1	1	2	1	1	1
Carer not own child	0	0	0	0	0	0	2	0	0	0	0	0	0
Substance Misuse	2	2	2	2	3	3	6	0	0	1	0	0	0
Care Leaver	0	0	2	1	0	0	0	0	0	1	1	1	1
Supervised by YOT	0	0	0	0	7	5	9	1	1	2	3	0	1
Pregnancy	0	0	0	0	0	0	1	0	0	0	0	0	0
Parent not caring for own child	0	0	0	0	0	0	0	0	0	0	0	0	0
SEND (16-18 year olds)	27	30	30	33	34	39	154	19	18	16	17	12	8
SEND (19+ year olds)	208	210	214	216	208	209	250	166	169	176	189	195	194
Total not known with at least one vulnerable group	40	44	47	50	61	66	213	29	27	33		21	

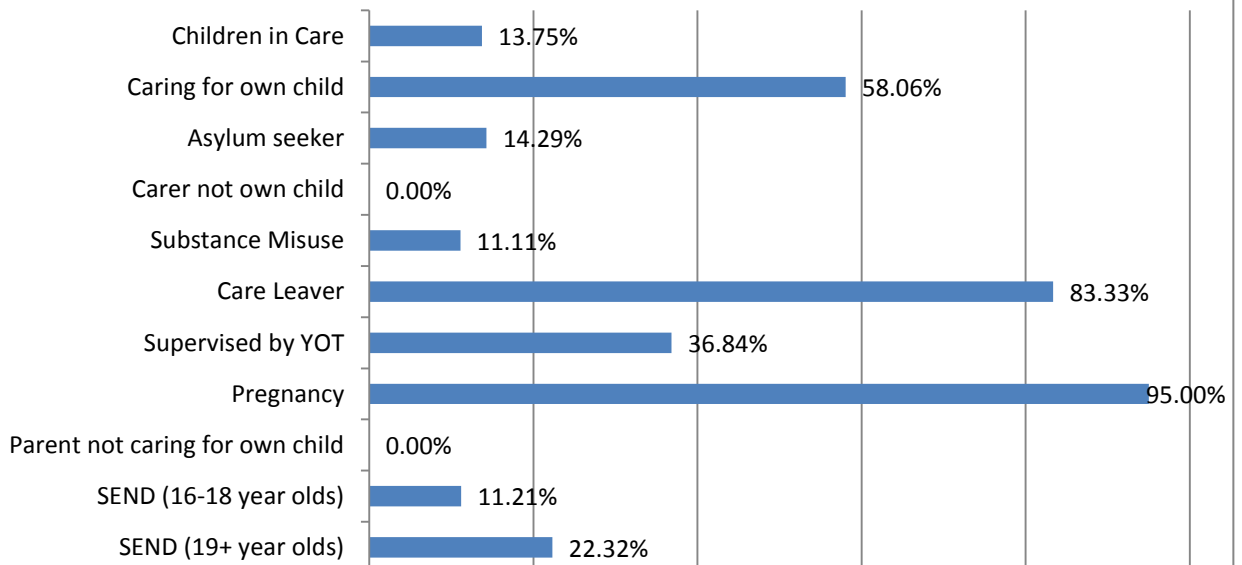
<b>16-18 Year old NEET Leavers &amp; Joiners</b>	<b>Aged 16</b>	<b>Aged 17</b>	<b>Aged 18</b>	<b>16-18 Total</b>	<b>Aged 19</b>
Leaving NEET Total	3	9	1	13	8
Education	2	1	0	3	0
Employment	1	5	1	7	0
Government supported training	0	3	0	3	0
Re-engagement Provision	0	0	0	0	0
NEET in other area	0	0	0	0	0
Custodial Sentence	0	0	0	0	0
Moved Away	0	0	0	0	8
Cannot Be Contacted	0	0	0	0	0
Refused to disclose activity	0	0	0	0	0
Unknown Activity	0	0	0	0	0
Other Reason	0	0	0	0	0
Joining NEET Total	10	9	23	42	0
Education	9	1	3	13	0
Employment	1	3	3	7	0
Government supported training	0	2	1	3	0
Re-engagement Provision	0	0	0	0	0
NEET in other area	0	0	0	0	0
Other (inc custodial sentence)	0	3	16	19	0
Joiners>Leavers	-7	0	-22	-29	8

<b>16-18 Year Old NEET Labour Market Summary</b>	<b>No</b>	<b>%</b>
<b>Available:</b>		
Working not for reward	6	3.13%
Not yet ready for work or learning	11	5.73%
Start Date agreed	1	0.52%
Seeking EET	174	90.63%
Available Total	192	100%
<b>Unavailable:</b>		
Young carers	0	0.00%
Teenage parents	17	28.33%
Illness	28	46.67%
Pregnancy	15	25.00%
Religious grounds	0	0.00%
Unlikely to be economically active	0	0.00%
Other reason	0	0.00%
Unavailable Total	60	100%

# NEET Leavers and Joiners



## % of Vulnerable Cohorts who are NEET



# Education and Young People's Services Performance Management

## NEET Monthly Report - Dartford

16-18 year old cohort by Vulnerable Group	Mar-15	Feb-15	Jan-15	Dec-14	Nov-14	Oct-14	Sep-14	Aug-14	Jul-14	Jun-14	May-14	Apr-14	Mar-14
Children in Care	25	26	25	28	30	28	31	29	28	27	27	28	25
Caring for own child	14	14	14	13	13	11	10	22	22	21	21	21	21
Asylum seeker	1	1	1	1	1	0	0	0	0	0	0	0	0
Carer not own child	5	5	5	5	5	5	5	6	6	6	7	7	7
Substance Misuse	1	1	1	1	2	2	2	3	3	4	4	4	4
Care Leaver	2	2	2	2	2	2	2	2	2	2	2	2	2
Supervised by YOT	9	10	10	12	14	14	15	11	11	10	11	12	10
Pregnancy	3	3	3	3	2	3	3	7	7	8	7	7	7
Parent not caring for own child	1	1	1	1	1	0	0	0	0	0	0	0	0
SEND (16-18 year olds)	114	114	115	116	115	114	119	137	137	128	128	131	129
SEND (19+ year olds)	248	248	248	248	248	248	248	205	211	216	220	252	223
Total 16-18 cohort with at least one vulnerable group	165	166	166	167	167	163	169	196	196	189		193	

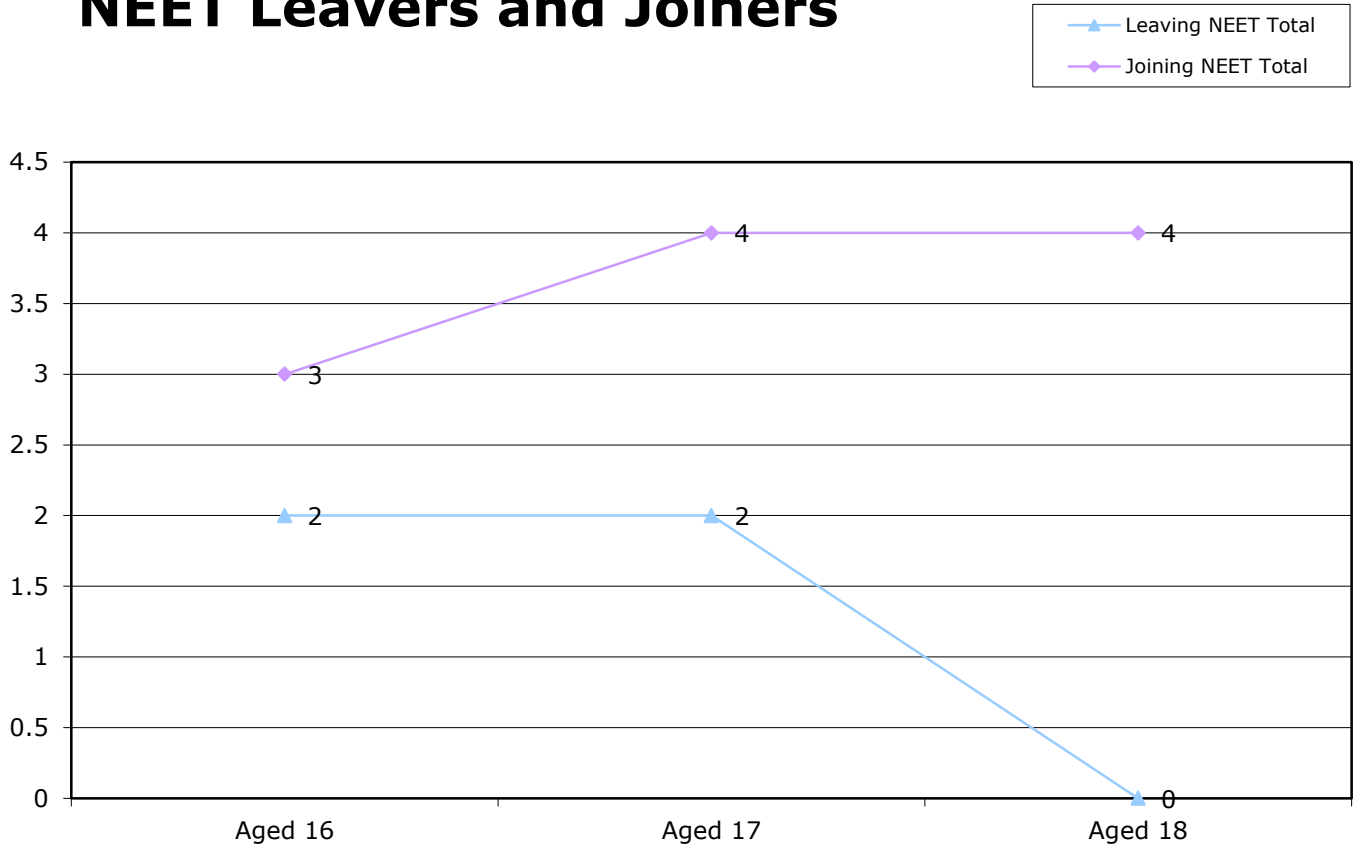
16-18 year old NEET by Vulnerable Group	Mar-15	Feb-15	Jan-15	Dec-14	Nov-14	Oct-14	Sep-14	Aug-14	Jul-14	Jun-14	May-14	Apr-14	Mar-14
Children in Care	5	5	5	6	8	5	6	6	6	4	5	5	3
Caring for own child	13	13	13	12	12	10	9	20	20	19	19	19	19
Asylum seeker	1	1	1	1	1	0	0	0	0	0	0	0	0
Carer not own child	1	1	1	2	2	2	2	3	3	3	3	3	3
Substance Misuse	0	0	0	0	0	0	0	1	1	2	2	2	2
Care Leaver	0	0	0	0	0	0	0	1	1	1	1	1	1
Supervised by YOT	2	4	4	4	3	2	2	4	4	3	3	4	0
Pregnancy	2	2	2	2	1	2	2	5	5	6	5	5	5
Parent not caring for own child	1	1	1	1	1	0	0	0	0	0	0	0	0
SEND (16-18 year olds)	5	4	4	5	4	4	6	12	13	12	13	12	10
SEND (19+ year olds)	40	40	40	40	40	40	41	35	35	37	38	42	40
Total 16-18 NEET with at least one vulnerable group	26	26	26	27	26	21	23	42	44	43		44	

16-18 year old Not Knowns by Vulnerable Group	Mar-15	Feb-15	Jan-15	Dec-14	Nov-14	Oct-14	Sep-14	Aug-14	Jul-14	Jun-14	May-14	Apr-14	Mar-14
Children in Care	6	5	5	6	9	10	17	4	5	6	7	6	5
Caring for own child	1	1	1	1	1	1	0	0	0	1	0	0	0
Asylum seeker	0	0	0	0	0	0	0	0	0	0	0	0	0
Carer not own child	2	2	1	1	1	1	2	1	1	1	1	1	1
Substance Misuse	1	1	1	1	2	2	1	0	1	1	1	1	1
Care Leaver	2	2	2	2	2	2	2	1	1	1	1	1	1
Supervised by YOT	1	0	0	0	3	4	8	0	0	0	1	0	0
Pregnancy	1	1	1	0	0	0	0	0	0	0	0	0	0
Parent not caring for own child	0	0	0	0	0	0	0	0	0	0	0	0	0
SEND (16-18 year olds)	12	13	16	19	22	23	68	11	11	10	9	10	7
SEND (19+ year olds)	182	182	181	173	175	175	186	127	137	146	149	154	145
Total not known with at least one vulnerable group	23	23	25	28	34	36	89	15	17	17		16	

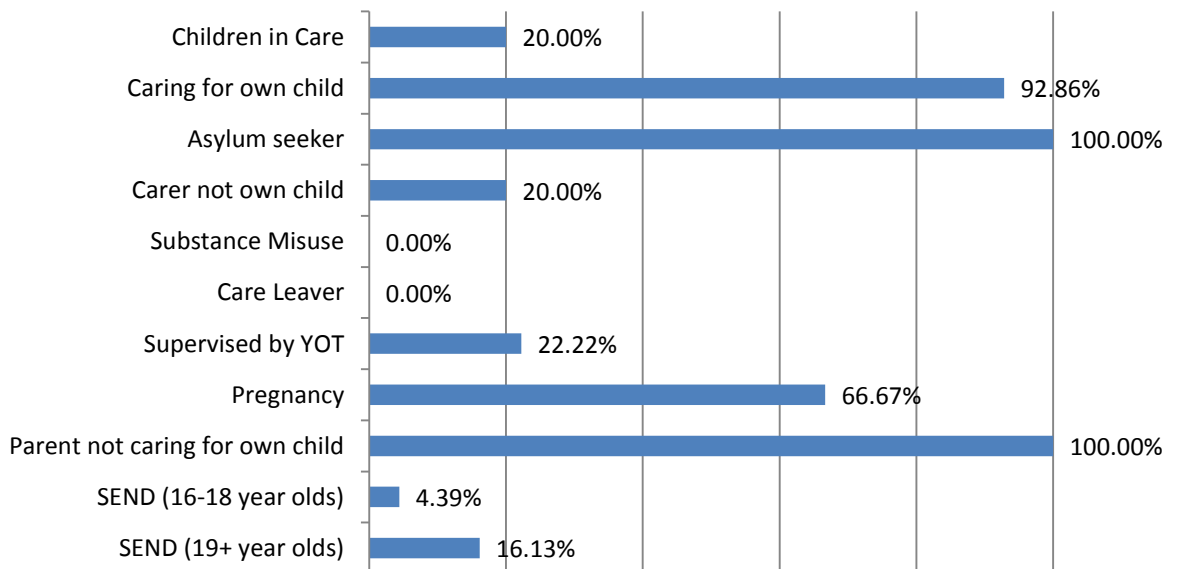
<b>16-18 Year old NEET Leavers &amp; Joiners</b>	<b>Aged 16</b>	<b>Aged 17</b>	<b>Aged 18</b>	<b>16-18 Total</b>	<b>Aged 19</b>
Leaving NEET Total	2	2	0	4	7
Education	0	0	0	0	0
Employment	0	2	0	2	1
Government supported training	1	0	0	1	0
Re-engagement Provision	0	0	0	0	0
NEET in other area	0	0	0	0	0
Custodial Sentence	1	0	0	1	0
Moved Away	0	0	0	0	6
Cannot Be Contacted	0	0	0	0	0
Refused to disclose activity	0	0	0	0	0
Unknown Activity	0	0	0	0	0
Other Reason	0	0	0	0	0
Joining NEET Total	3	4	4	11	1
Education	2	0	1	3	0
Employment	0	0	1	1	0
Government supported training	0	1	0	1	1
Re-engagement Provision	0	0	0	0	0
NEET in other area	0	0	0	0	0
Other (inc custodial sentence)	1	3	2	6	0
Joiners>Leavers	-1	-2	-4	-7	6

<b>16-18 Year Old NEET Labour Market Summary</b>	<b>No</b>	<b>%</b>
<b>Available:</b>		
Working not for reward	3	2.11%
Not yet ready for work or learning	9	6.34%
Start Date agreed	7	4.93%
Seeking EET	123	86.62%
Available Total	142	100%
<b>Unavailable:</b>		
Young carers	1	4.55%
Teenage parents	10	45.45%
Illness	10	45.45%
Pregnancy	1	4.55%
Religious grounds	0	0.00%
Unlikely to be economically active	0	0.00%
Other reason	0	0.00%
Unavailable Total	22	100%

# NEET Leavers and Joiners



## % of Vulnerable Cohorts who are NEET





# Education and Young People's Services Performance Management

## NEET Monthly Report - Dover

16-18 year old cohort by Vulnerable Group	Mar-15	Feb-15	Jan-15	Dec-14	Nov-14	Oct-14	Sep-14	Aug-14	Jul-14	Jun-14	May-14	Apr-14	Mar-14
Children in Care	54	56	56	59	61	58	63	64	62	60	59	61	62
Caring for own child	36	34	34	31	29	27	27	69	65	64	64	64	64
Asylum seeker	4	4	4	4	4	4	4	6	6	6	6	6	6
Carer not own child	6	6	6	5	4	4	4	7	7	7	7	7	7
Substance Misuse	15	15	15	17	22	22	21	27	29	35	35	35	34
Care Leaver	10	10	10	10	7	7	8	5	5	5	4	4	3
Supervised by YOT	31	31	30	39	41	40	36	25	26	27	27	27	27
Pregnancy	23	20	20	18	17	17	17	23	23	23	21	19	19
Parent not caring for own child	2	2	2	2	2	3	3	4	4	4	4	4	4
SEND (16-18 year olds)	179	180	180	181	185	190	199	187	187	171	170	173	174
SEND (19+ year olds)	341	341	341	340	341	341	341	297	305	311	316	344	319
Total 16-18 cohort with at least one vulnerable group	309	306	305	308	310	310	317	345	343	332		329	

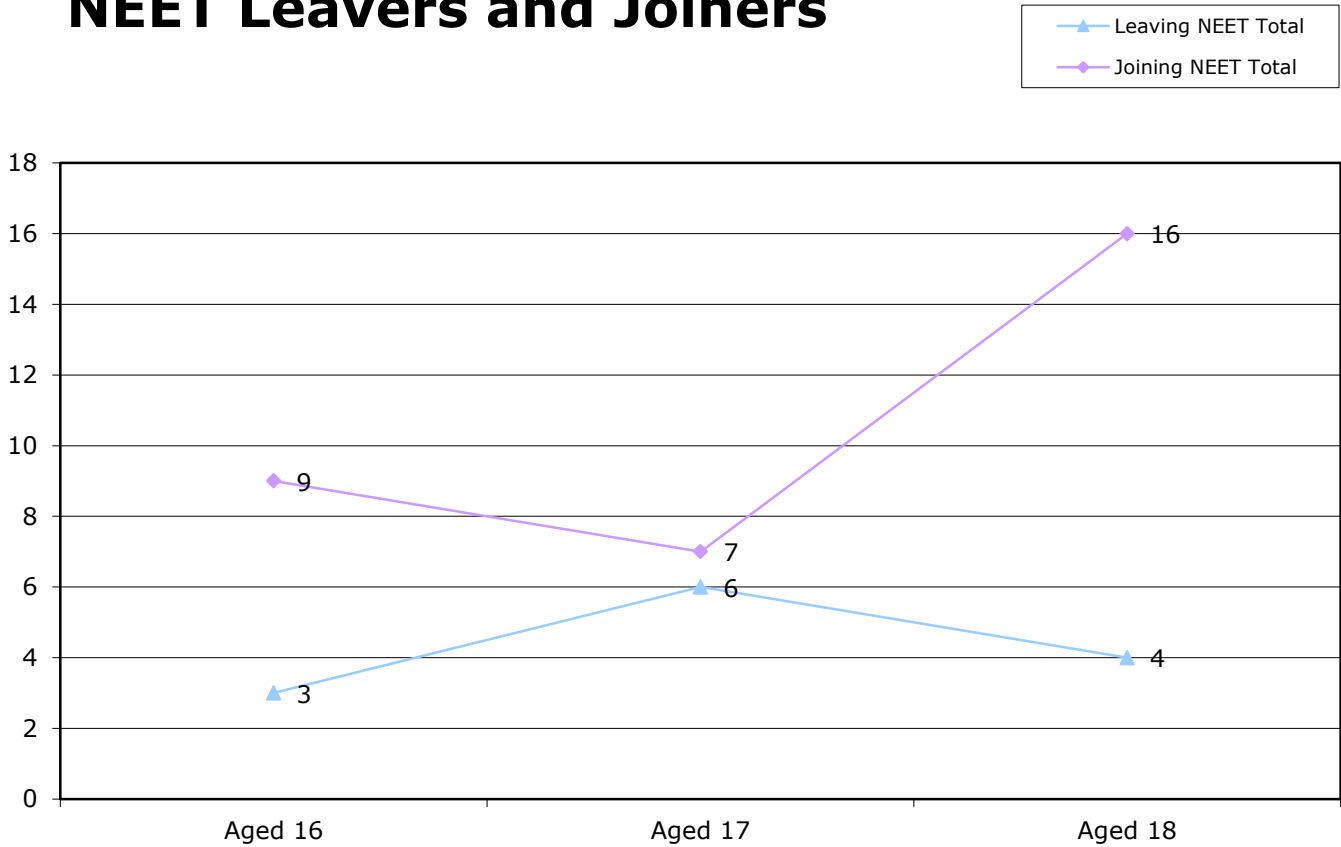
16-18 year old NEET by Vulnerable Group	Mar-15	Feb-15	Jan-15	Dec-14	Nov-14	Oct-14	Sep-14	Aug-14	Jul-14	Jun-14	May-14	Apr-14	Mar-14
Children in Care	11	7	9	9	9	9	10	20	17	17	15	19	20
Caring for own child	20	19	21	20	18	16	16	50	45	44	44	44	45
Asylum seeker	0	0	0	0	0	0	0	0	0	0	0	0	0
Carer not own child	2	2	2	1	0	0	1	2	2	3	3	3	3
Substance Misuse	2	2	3	4	4	3	2	5	7	13	13	13	11
Care Leaver	7	7	7	6	4	4	4	2	2	3	2	2	1
Supervised by YOT	11	10	12	17	19	14	11	11	13	14	12	14	13
Pregnancy	19	16	15	13	12	3	13	18	17	17	16	14	14
Parent not caring for own child	1	1	1	2	1	1	1	2	2	2	2	2	2
SEND (16-18 year olds)	19	15	13	16	17	16	18	30	32	29	28	31	29
SEND (19+ year olds)	95	95	95	96	96	96	98	84	84	86	87	96	86
Total 16-18 NEET with at least one vulnerable group	75	65	67	65	62	56	57	109	108	109		109	

16-18 year old Not Knowns by Vulnerable Group	Mar-15	Feb-15	Jan-15	Dec-14	Nov-14	Oct-14	Sep-14	Aug-14	Jul-14	Jun-14	May-14	Apr-14	Mar-14
Children in Care	9	10	10	10	19	19	40	7	7	5	4	4	0
Caring for own child	6	6	6	5	5	5	10	1	2	2	2	2	0
Asylum seeker	3	3	3	3	3	3	4	2	2	2	2	3	1
Carer not own child	2	1	1	1	1	1	2	1	0	0	0	1	0
Substance Misuse	1	1	1	0	5	5	14	5	6	9	9	8	2
Care Leaver	2	2	2	1	2	2	2	0	0	0	0	0	0
Supervised by YOT	0	0	0	3	8	8	16	4	3	2	1	0	0
Pregnancy	4	4	3	3	3	3	4	1	1	2	2	1	0
Parent not caring for own child	0	0	0	0	1	2	2	1	1	1	0	0	0
SEND (16-18 year olds)	30	32	38	39	46	55	136	11	9	5	5	10	1
SEND (19+ year olds)	208	208	207	206	207	215	237	177	185	190	195	199	196
Total not known with at least one vulnerable group	49	50	55	56	74	82	194	22	21	21		25	

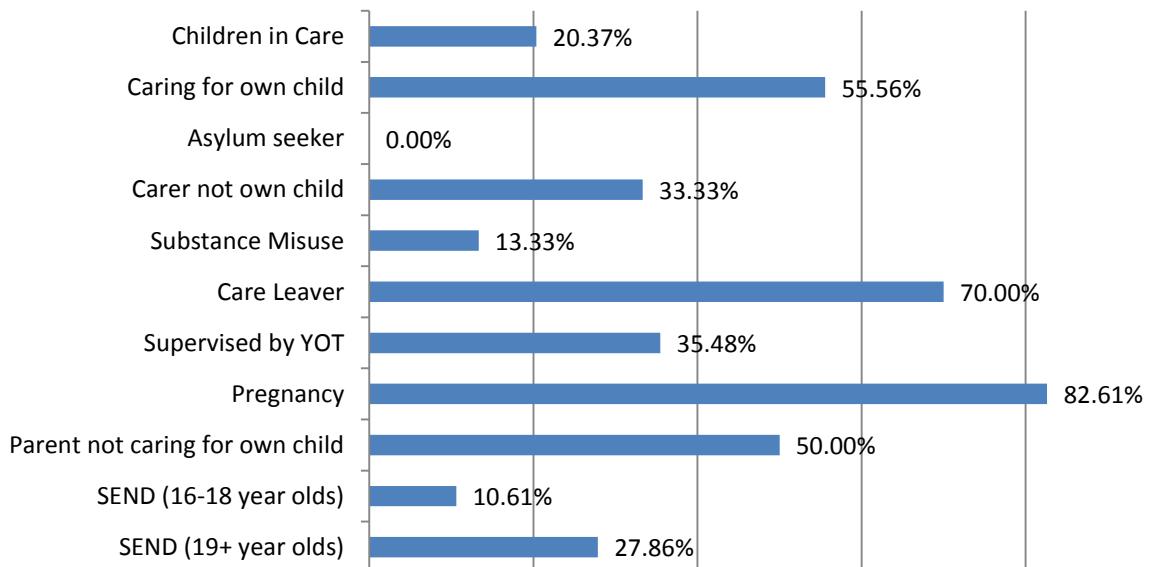
<b>16-18 Year old NEET Leavers &amp; Joiners</b>	<b>Aged 16</b>	<b>Aged 17</b>	<b>Aged 18</b>	<b>16-18 Total</b>	<b>Aged 19</b>
Leaving NEET Total	3	6	4	13	6
Education	0	0	0	0	0
Employment	1	5	4	10	0
Government supported training	1	1	0	2	0
Re-engagement Provision	0	0	0	0	0
NEET in other area	1	0	0	1	0
Custodial Sentence	0	0	0	0	0
Moved Away	0	0	0	0	6
Cannot Be Contacted	0	0	0	0	0
Refused to disclose activity	0	0	0	0	0
Unknown Activity	0	0	0	0	0
Other Reason	0	0	0	0	0
Joining NEET Total	9	7	16	32	0
Education	7	2	0	9	0
Employment	0	0	6	6	0
Government supported training	2	0	0	2	0
Re-engagement Provision	0	0	0	0	0
NEET in other area	0	0	0	0	0
Other (inc custodial sentence)	0	5	10	15	0
Joiners>Leavers	-6	-1	-12	-19	6

<b>16-18 Year Old NEET Labour Market Summary</b>	<b>No</b>	<b>%</b>
<b>Available:</b>		
Working not for reward	0	0.00%
Not yet ready for work or learning	15	9.32%
Start Date agreed	0	0.00%
Seeking EET	146	90.68%
Available Total	161	100%
<b>Unavailable:</b>		
Young carers	2	5.13%
Teenage parents	18	46.15%
Illness	8	20.51%
Pregnancy	9	23.08%
Religious grounds	0	0.00%
Unlikely to be economically active	2	5.13%
Other reason	0	0.00%
Unavailable Total	39	100%

# NEET Leavers and Joiners



## % of Vulnerable Cohorts who are NEET



# Education and Young People's Services Performance Management

## NEET Monthly Report - Gravesham

16-18 year old cohort by Vulnerable Group	Mar-15	Feb-15	Jan-15	Dec-14	Nov-14	Oct-14	Sep-14	Aug-14	Jul-14	Jun-14	May-14	Apr-14	Mar-14
Children in Care	42	43	45	42	43	42	39	54	55	51	48	49	52
Caring for own child	17	17	17	15	14	14	13	40	39	39	39	39	39
Asylum seeker	4	4	4	4	5	5	5	16	16	15	15	15	15
Carer not own child	7	7	7	7	7	7	6	6	6	7	7	7	7
Substance Misuse	3	3	3	2	4	3	3	8	9	9	10	9	9
Care Leaver	6	6	6	6	6	6	6	5	5	5	5	5	5
Supervised by YOT	20	19	18	18	19	13	12	16	17	17	18	18	20
Pregnancy	18	18	17	17	15	15	14	20	20	18	18	18	17
Parent not caring for own child	1	1	1	1	1	1	1	2	2	2	2	2	2
SEND (16-18 year olds)	156	156	156	153	153	154	137	161	161	148	148	149	150
SEND (19+ year olds)	297	297	296	296	296	296	296	250	252	258	265	297	272
Total 16-18 cohort with at least one vulnerable group	240	240	240	233	233	229	209	286	286	270		268	

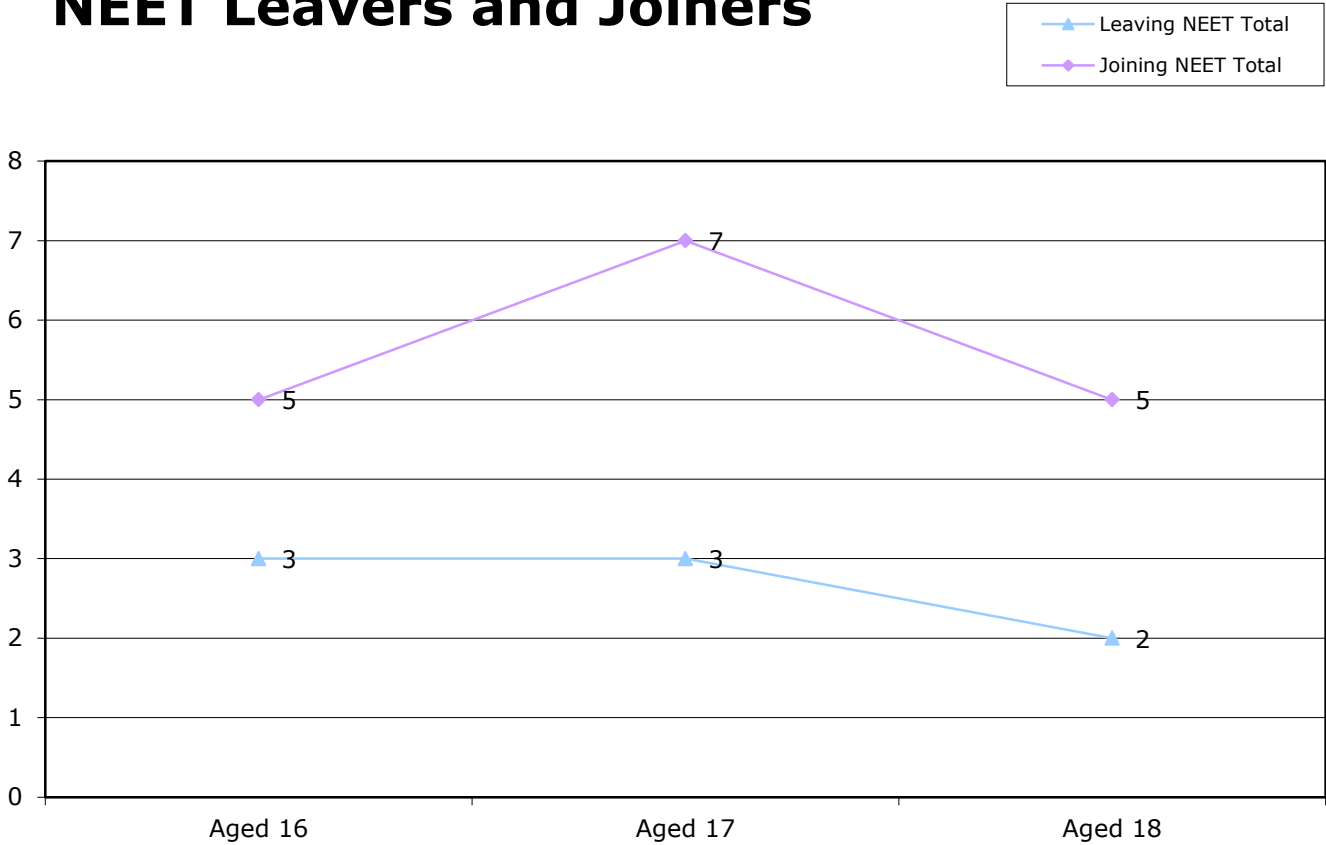
16-18 year old NEET by Vulnerable Group	Mar-15	Feb-15	Jan-15	Dec-14	Nov-14	Oct-14	Sep-14	Aug-14	Jul-14	Jun-14	May-14	Apr-14	Mar-14
Children in Care	11	11	11	11	10	8	9	13	14	13	9	10	10
Caring for own child	12	11	11	9	8	7	7	29	28	27	27	27	27
Asylum seeker	1	1	1	1	1	1	1	1	1	0	0	0	0
Carer not own child	2	2	2	2	2	2	1	3	3	3	3	3	3
Substance Misuse	0	0	1	0	1	0	0	2	3	3	3	2	1
Care Leaver	1	1	1	1	1	1	1	0	0	0	1	1	1
Supervised by YOT	9	8	6	9	8	3	2	7	8	9	11	12	12
Pregnancy	15	15	14	14	12	12	12	18	18	16	16	15	14
Parent not caring for own child	1	1	1	1	1	1	1	1	1	1	1	1	1
SEND (16-18 year olds)	18	18	17	17	17	15	15	24	23	21	22	25	25
SEND (19+ year olds)	64	64	63	64	64	65	66	59	57	56	57	65	58
Total 16-18 NEET with at least one vulnerable group	60	57	56	55	50	43	44	84	83	79		79	

16-18 year old Not Knowns by Vulnerable Group	Mar-15	Feb-15	Jan-15	Dec-14	Nov-14	Oct-14	Sep-14	Aug-14	Jul-14	Jun-14	May-14	Apr-14	Mar-14
Children in Care	5	6	6	6	11	10	21	5	5	6	7	9	7
Caring for own child	3	3	3	4	4	4	4	2	2	3	5	4	2
Asylum seeker	1	2	2	2	4	4	4	4	4	4	4	5	4
Carer not own child	2	2	2	1	1	1	3	0	0	1	1	1	1
Substance Misuse	0	0	0	0	2	2	3	4	4	3	4	4	4
Care Leaver	3	3	3	2	2	2	3	0	0	0	0	0	0
Supervised by YOT	1	1	0	0	2	4	4	4	4	3	4	2	2
Pregnancy	0	0	0	0	0	0	2	0	0	1	0	0	0
Parent not caring for own child	0	0	0	0	0	0	0	0	0	0	0	0	0
SEND (16-18 year olds)	16	16	18	19	20	24	60	24	24	20	20	25	21
SEND (19+ year olds)	207	206	208	204	204	209	219	169	172	181	183	194	190
Total not known with at least one vulnerable group	28	29	30	30	37	41	88	35	35	34		42	

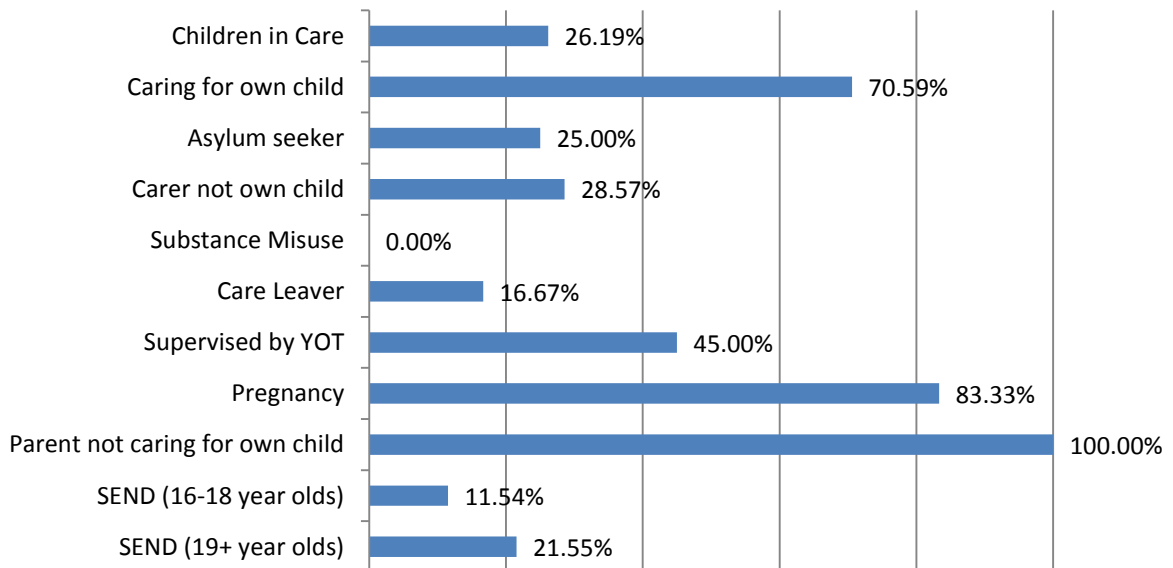
<b>16-18 Year old NEET Leavers &amp; Joiners</b>	<b>Aged 16</b>	<b>Aged 17</b>	<b>Aged 18</b>	<b>16-18 Total</b>	<b>Aged 19</b>
Leaving NEET Total	3	3	2	8	7
Education	0	0	0	0	0
Employment	2	2	2	6	0
Government supported training	1	0	0	1	0
Re-engagement Provision	0	0	0	0	0
NEET in other area	0	0	0	0	0
Custodial Sentence	0	1	0	1	0
Moved Away	0	0	0	0	7
Cannot Be Contacted	0	0	0	0	0
Refused to disclose activity	0	0	0	0	0
Unknown Activity	0	0	0	0	0
Other Reason	0	0	0	0	0
Joining NEET Total	5	7	5	17	1
Education	0	2	0	2	0
Employment	0	0	0	0	0
Government supported training	2	1	0	3	0
Re-engagement Provision	0	0	0	0	0
NEET in other area	0	0	0	0	0
Other (inc custodial sentence)	3	4	5	12	1
Joiners>Leavers	-2	-4	-3	-9	6

<b>16-18 Year Old NEET Labour Market Summary</b>	<b>No</b>	<b>%</b>
<b>Available:</b>		
Working not for reward	0	0.00%
Not yet ready for work or learning	3	1.76%
Start Date agreed	3	1.76%
Seeking EET	164	96.47%
Available Total	170	100%
<b>Unavailable:</b>		
Young carers	2	4.65%
Teenage parents	11	25.58%
Illness	17	39.53%
Pregnancy	13	30.23%
Religious grounds	0	0.00%
Unlikely to be economically active	0	0.00%
Other reason	0	0.00%
Unavailable Total	43	100%

# NEET Leavers and Joiners



## % of Vulnerable Cohorts who are NEET



# Education and Young People's Services Performance Management

## NEET Monthly Report - Maidstone

16-18 year old cohort by Vulnerable Group	Mar-15	Feb-15	Jan-15	Dec-14	Nov-14	Oct-14	Sep-14	Aug-14	Jul-14	Jun-14	May-14	Apr-14	Mar-14
Children in Care	37	39	38	38	37	40	37	53	53	52	48	47	44
Caring for own child	30	30	27	26	25	26	25	54	52	48	48	48	48
Asylum seeker	4	4	4	4	3	3	3	10	10	10	10	10	10
Carer not own child	7	7	7	7	7	7	8	10	10	10	10	10	9
Substance Misuse	6	7	7	7	9	8	8	12	14	14	14	14	13
Care Leaver	7	7	7	7	7	7	7	5	5	5	5	5	5
Supervised by YOT	14	14	14	16	19	19	16	14	16	16	17	16	15
Pregnancy	13	12	11	10	9	6	4	12	12	8	8	7	7
Parent not caring for own child	1	1	1	1	1	1	1	1	1	2	2	1	1
SEND (16-18 year olds)	206	206	205	206	205	205	205	229	228	212	212	210	210
SEND (19+ year olds)	436	437	436	436	436	436	436	359	363	370	379	429	385
Total 16-18 cohort with at least one vulnerable group	298	297	293	293	297	299	295	364	362	342		335	

16-18 year old NEET by Vulnerable Group	Mar-15	Feb-15	Jan-15	Dec-14	Nov-14	Oct-14	Sep-14	Aug-14	Jul-14	Jun-14	May-14	Apr-14	Mar-14
Children in Care	9	9	8	6	5	6	8	16	16	14	14	14	12
Caring for own child	21	21	18	17	17	17	18	39	39	36	36	36	38
Asylum seeker	0	0	0	0	0	0	0	1	1	1	1	1	1
Carer not own child	4	4	5	6	5	5	6	8	8	5	5	6	6
Substance Misuse	1	1	2	1	1	1	1	4	6	7	7	6	6
Care Leaver	3	3	3	3	3	4	4	1	1	1	1	1	1
Supervised by YOT	9	8	7	8	7	5	2	7	8	8	8	7	6
Pregnancy	13	12	10	9	8	5	4	12	12	8	8	7	7
Parent not caring for own child	0	0	1	1	1	1	1	1	1	2	2	1	1
SEND (16-18 year olds)	18	16	15	15	15	14	15	27	26	23	21	19	19
SEND (19+ year olds)	102	100	97	94	94	95	96	90	90	92	95	99	96
Total 16-18 NEET with at least one vulnerable group	65	61	58	56	53	50	53	94	98	88		83	

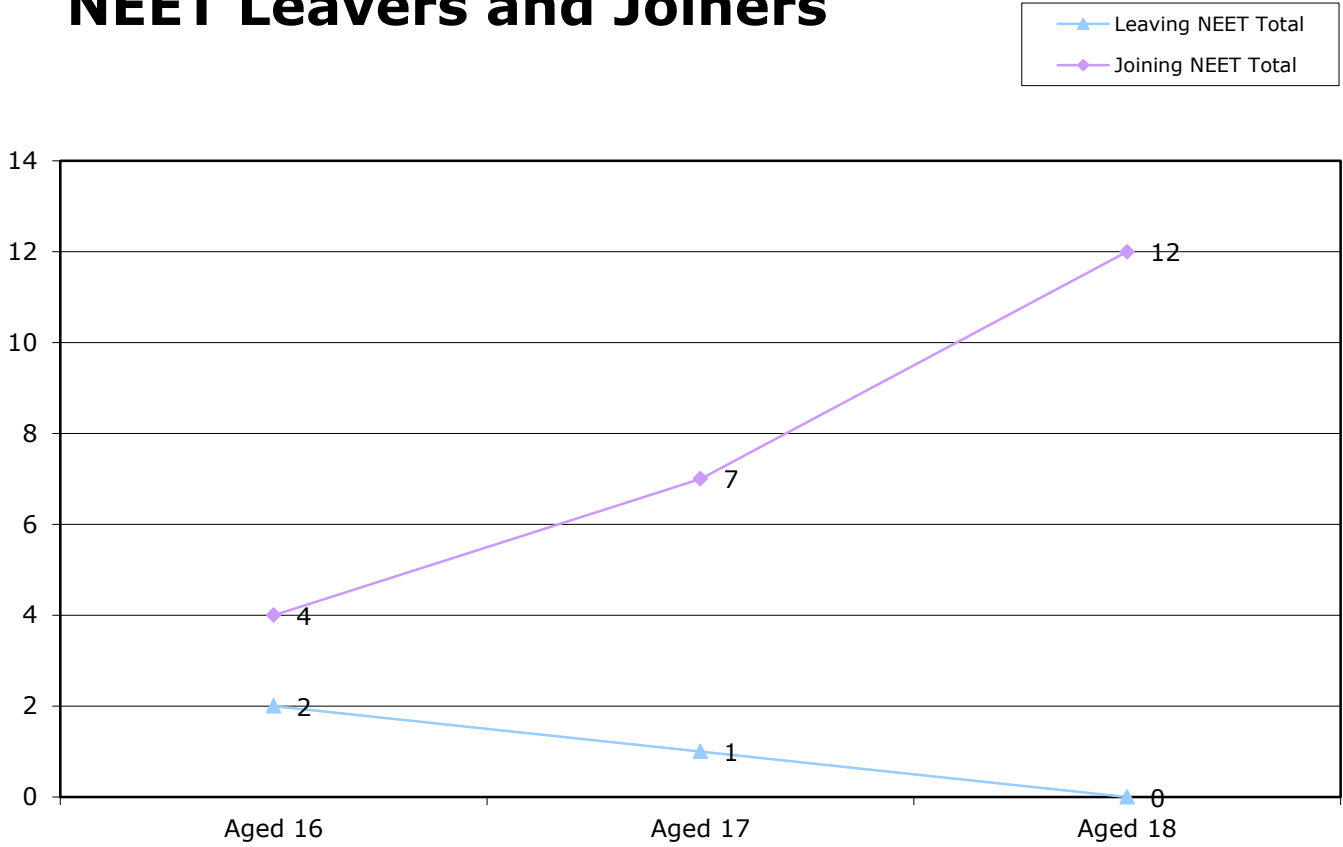
16-18 year old Not Knowns by Vulnerable Group	Mar-15	Feb-15	Jan-15	Dec-14	Nov-14	Oct-14	Sep-14	Aug-14	Jul-14	Jun-14	May-14	Apr-14	Mar-14
Children in Care	6	7	7	5	9	10	22	7	6	12	8	7	6
Caring for own child	3	3	2	3	3	4	5	4	5	6	6	4	4
Asylum seeker	1	1	1	1	2	2	3	2	1	5	2	2	2
Carer not own child	0	0	0	0	0	0	1	0	0	1	1	0	0
Substance Misuse	3	3	3	1	2	3	4	1	1	3	2	5	2
Care Leaver	1	1	1	0	0	1	1	1	2	2	2	1	0
Supervised by YOT	1	0	0	0	4	8	7	2	4	4	5	2	1
Pregnancy	0	0	1	0	0	0	0	0	0	0	0	0	0
Parent not caring for own child	0	0	0	0	0	0	0	0	0	0	0	0	0
SEND (16-18 year olds)	34	36	39	39	40	41	115	21	22	22	25	25	18
SEND (19+ year olds)	269	272	273	279	274	282	325	225	226	233	250	263	257
Total not known with at least one vulnerable group	46	47	50	46	55	65	148	35	39	50		42	

<b>16-18 Year old NEET Leavers &amp; Joiners</b>	<b>Aged 16</b>	<b>Aged 17</b>	<b>Aged 18</b>	<b>16-18 Total</b>	<b>Aged 19</b>
Leaving NEET Total	2	1	0	3	8
Education	0	0	0	0	0
Employment	1	1	0	2	0
Government supported training	1	0	0	1	0
Re-engagement Provision	0	0	0	0	0
NEET in other area	0	0	0	0	0
Custodial Sentence	0	0	0	0	0
Moved Away	0	0	0	0	8
Cannot Be Contacted	0	0	0	0	0
Refused to disclose activity	0	0	0	0	0
Unknown Activity	0	0	0	0	0
Other Reason	0	0	0	0	0
Joining NEET Total	4	7	12	23	1
Education	2	3	2	7	1
Employment	1	1	2	4	0
Government supported training	0	0	0	0	0
Re-engagement Provision	0	0	0	0	0
NEET in other area	0	0	0	0	0
Other (inc custodial sentence)	1	3	8	12	0
Joiners>Leavers	-2	-6	-12	-20	7

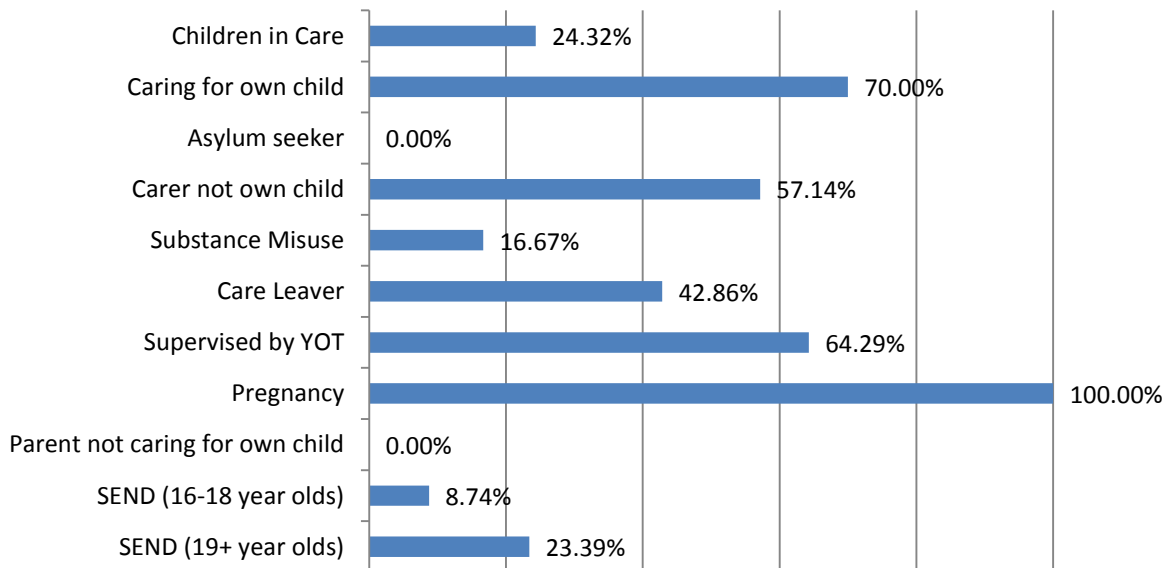
<b>16-18 Year Old NEET Labour Market Summary</b>	<b>No</b>	<b>%</b>
<b>Available:</b>		
Working not for reward	7	3.26%
Not yet ready for work or learning	17	7.91%
Start Date agreed	8	3.72%
Seeking EET	183	85.12%
Available Total	215	100%
<b>Unavailable:</b>		
Young carers	1	2.94%
Teenage parents	17	50.00%
Illness	6	17.65%
Pregnancy	10	29.41%
Religious grounds	0	0.00%
Unlikely to be economically active	0	0.00%
Other reason	0	0.00%
Unavailable Total	34	100%



# NEET Leavers and Joiners



## % of Vulnerable Cohorts who are NEET



# Education and Young People's Services Performance Management

## NEET Monthly Report - Sevenoaks

16-18 year old cohort by Vulnerable Group	Mar-15	Feb-15	Jan-15	Dec-14	Nov-14	Oct-14	Sep-14	Aug-14	Jul-14	Jun-14	May-14	Apr-14	Mar-14
Children in Care	14	14	14	15	14	16	18	21	21	19	18	18	18
Caring for own child	11	11	11	10	10	10	10	24	22	23	22	22	21
Asylum seeker	0	0	0	0	0	0	0	0	0	0	0	0	0
Carer not own child	3	3	3	3	3	3	3	5	5	5	5	5	5
Substance Misuse	5	5	4	4	6	6	6	7	7	7	8	8	9
Care Leaver	0	0	0	0	0	0	0	0	0	0	0	0	0
Supervised by YOT	18	18	18	20	22	21	22	11	12	13	14	15	16
Pregnancy	8	5	5	3	3	3	3	6	6	5	5	4	4
Parent not caring for own child	0	0	0	0	0	0	0	0	0	0	0	1	1
SEND (16-18 year olds)	115	115	115	116	120	124	136	127	127	120	119	120	120
SEND (19+ year olds)	232	232	232	232	232	232	233	188	191	195	197	230	203
Total 16-18 cohort with at least one vulnerable group	159	156	155	155	162	166	180	178	178	171		170	

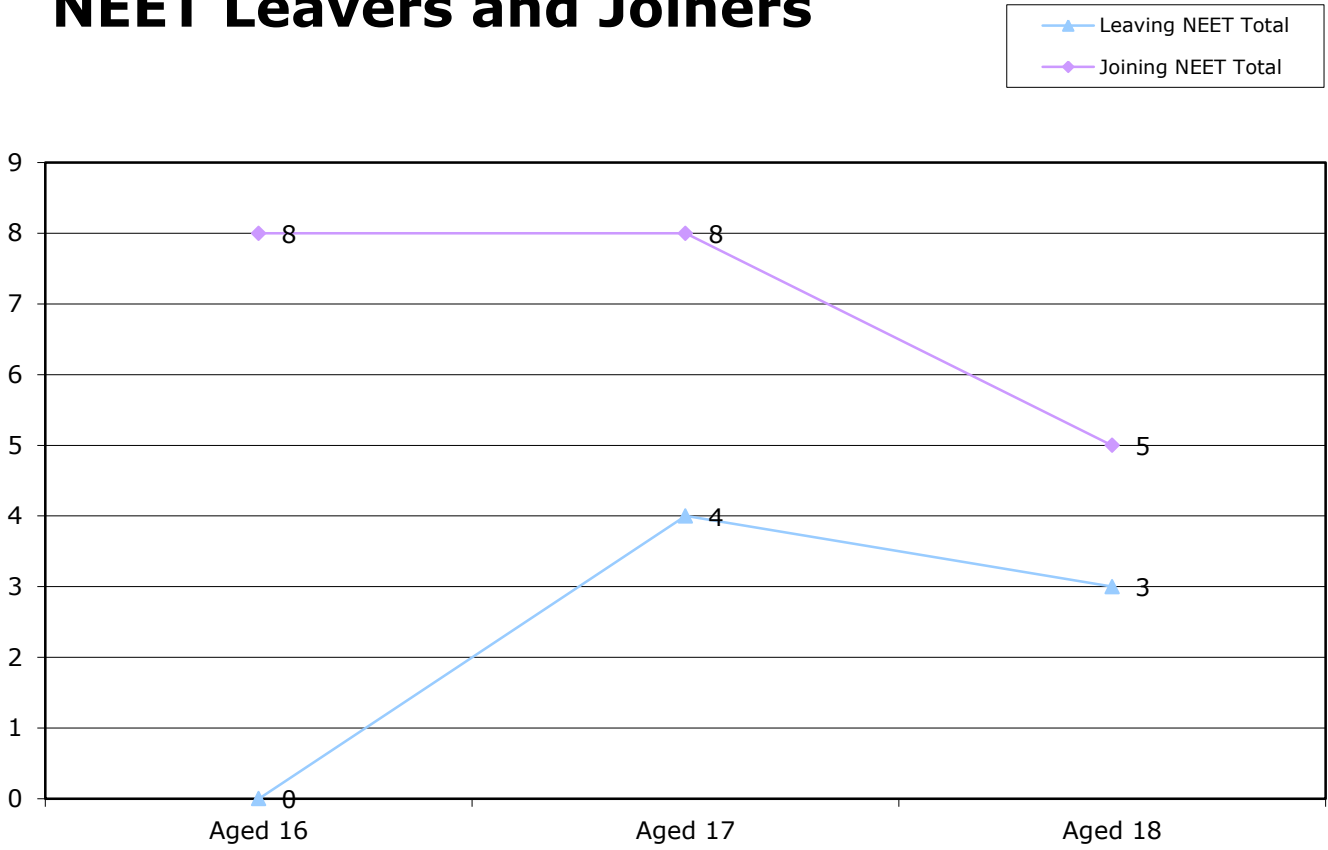
16-18 year old NEET by Vulnerable Group	Mar-15	Feb-15	Jan-15	Dec-14	Nov-14	Oct-14	Sep-14	Aug-14	Jul-14	Jun-14	May-14	Apr-14	Mar-14
Children in Care	1	1	1	1	1	1	1	1	1	2	2	2	2
Caring for own child	7	7	7	6	6	6	7	15	15	18	17	18	17
Asylum seeker	0	0	0	0	0	0	0	0	0	0	0	0	0
Carer not own child	0	0	0	1	1	1	1	3	3	3	3	3	3
Substance Misuse	1	1	1	1	3	3	3	2	2	2	2	2	3
Care Leaver	0	0	0	0	0	0	0	0	0	0	0	0	0
Supervised by YOT	2	2	2	3	1	1	1	4	3	3	2	5	6
Pregnancy	6	3	3	2	2	2	3	4	4	3	3	2	2
Parent not caring for own child	0	0	0	0	0	0	0	0	0	0	0	1	1
SEND (16-18 year olds)	4	3	3	3	3	3	4	10	10	8	7	9	9
SEND (19+ year olds)	31	31	32	32	32	30	32	27	26	26	26	28	26
Total 16-18 NEET with at least one vulnerable group	19	15	15	15	15	15	18	31	32	33		34	

16-18 year old Not Knowns by Vulnerable Group	Mar-15	Feb-15	Jan-15	Dec-14	Nov-14	Oct-14	Sep-14	Aug-14	Jul-14	Jun-14	May-14	Apr-14	Mar-14
Children in Care	3	3	3	5	7	9	14	0	1	0	0	1	0
Caring for own child	0	0	0	0	2	2	2	1	1	2	2	1	1
Asylum seeker	0	0	0	0	0	0	0	0	0	0	0	0	0
Carer not own child	1	1	1	1	1	1	1	0	0	0	0	0	0
Substance Misuse	1	1	0	0	1	1	0	0	1	1	1	0	0
Care Leaver	0	0	0	0	0	0	0	0	0	0	0	0	0
Supervised by YOT	2	0	0	1	8	7	9	1	3	2	3	3	1
Pregnancy	0	0	0	0	0	0	0	0	0	0	0	0	0
Parent not caring for own child	0	0	0	0	0	0	0	0	0	0	0	0	0
SEND (16-18 year olds)	10	9	9	11	25	30	83	15	16	11	10	9	3
SEND (19+ year olds)	173	173	164	165	170	173	183	115	129	133	134	144	139
Total not known with at least one vulnerable group	15	13	12	16	36	41	99	17	21	15		12	

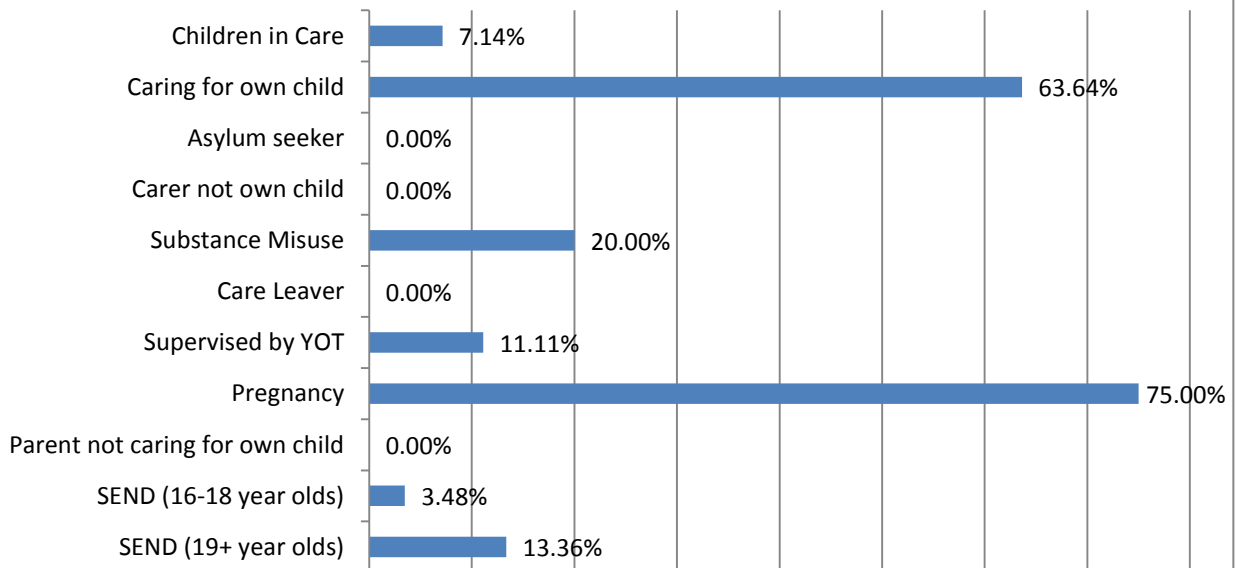
<b>16-18 Year old NEET Leavers &amp; Joiners</b>	<b>Aged 16</b>	<b>Aged 17</b>	<b>Aged 18</b>	<b>16-18 Total</b>	<b>Aged 19</b>
Leaving NEET Total	0	4	3	7	2
Education	0	0	0	0	0
Employment	0	4	1	5	0
Government supported training	0	0	1	1	0
Re-engagement Provision	0	0	0	0	0
NEET in other area	0	0	0	0	0
Custodial Sentence	0	0	0	0	0
Moved Away	0	0	0	0	2
Cannot Be Contacted	0	0	0	0	0
Refused to disclose activity	0	0	1	1	0
Unknown Activity	0	0	0	0	0
Other Reason	0	0	0	0	0
Joining NEET Total	8	8	5	21	0
Education	1	3	0	4	0
Employment	2	1	3	6	0
Government supported training	2	0	0	2	0
Re-engagement Provision	0	0	0	0	0
NEET in other area	0	0	0	0	0
Other (inc custodial sentence)	3	4	2	9	0
Joiners>Leavers	-8	-4	-2	-14	2

<b>16-18 Year Old NEET Labour Market Summary</b>	<b>No</b>	<b>%</b>
<b>Available:</b>		
Working not for reward	3	2.94%
Not yet ready for work or learning	7	6.86%
Start Date agreed	2	1.96%
Seeking EET	90	88.24%
Available Total	102	100%
<b>Unavailable:</b>		
Young carers	0	0.00%
Teenage parents	6	33.33%
Illness	7	38.89%
Pregnancy	5	27.78%
Religious grounds	0	0.00%
Unlikely to be economically active	0	0.00%
Other reason	0	0.00%
Unavailable Total	18	100%

# NEET Leavers and Joiners



## % of Vulnerable Cohorts who are NEET



# Education and Young People's Services Performance Management

## NEET Monthly Report - Shepway

16-18 year old cohort by Vulnerable Group	Mar-15	Feb-15	Jan-15	Dec-14	Nov-14	Oct-14	Sep-14	Aug-14	Jul-14	Jun-14	May-14	Apr-14	Mar-14
Children in Care	59	61	61	62	63	65	68	66	66	59	57	57	57
Caring for own child	34	34	33	30	29	24	24	48	45	44	44	44	44
Asylum seeker	2	2	2	2	2	3	3	8	8	8	8	8	8
Carer not own child	4	3	3	1	1	1	1	4	4	4	4	4	4
Substance Misuse	9	9	9	9	16	16	16	19	24	24	24	24	23
Care Leaver	18	16	16	15	14	13	13	15	14	14	15	15	15
Supervised by YOT	25	25	24	26	26	27	28	7	10	9	14	14	13
Pregnancy	15	15	14	15	15	13	13	23	23	23	21	20	20
Parent not caring for own child	4	4	4	4	3	3	3	4	4	4	4	4	4
SEND (16-18 year olds)	153	153	152	153	150	146	138	160	160	148	148	149	147
SEND (19+ year olds)	286	287	287	288	288	288	288	239	246	246	249	284	252
Total 16-18 cohort with at least one vulnerable group	286	285	281	278	278	269	264	306	309	291		293	

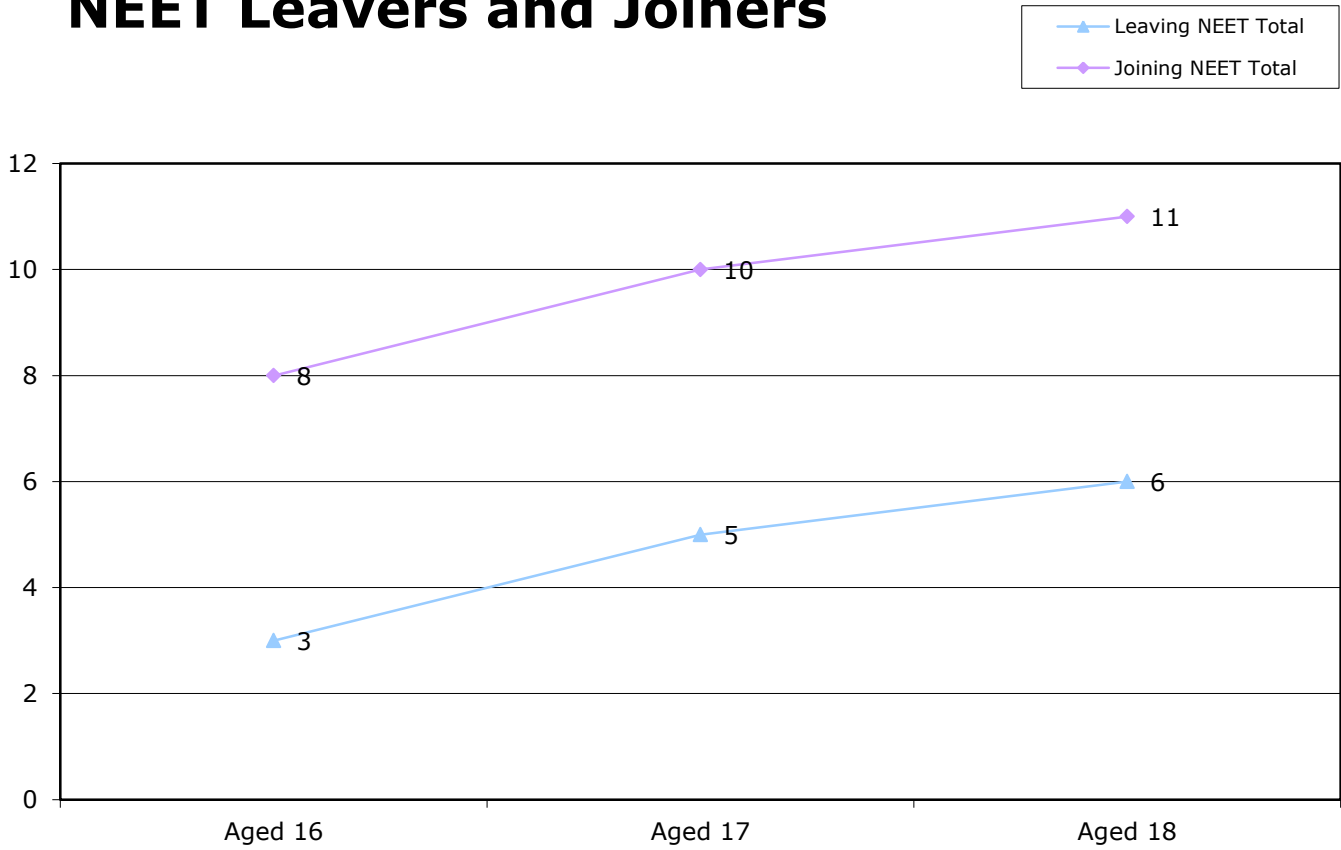
16-18 year old NEET by Vulnerable Group	Mar-15	Feb-15	Jan-15	Dec-14	Nov-14	Oct-14	Sep-14	Aug-14	Jul-14	Jun-14	May-14	Apr-14	Mar-14
Children in Care	11	10	11	14	13	11	15	14	15	16	14	15	16
Caring for own child	22	22	19	14	13	9	11	25	27	27	27	26	26
Asylum seeker	1	1	1	2	2	1	1	1	1	1	1	2	3
Carer not own child	3	2	2	0	0	0	0	1	1	1	1	1	1
Substance Misuse	1	1	1	1	4	4	4	5	10	12	12	13	12
Care Leaver	6	6	6	5	5	6	8	8	8	8	8	8	8
Supervised by YOT	6	5	5	5	5	5	7	1	5	4	6	6	5
Pregnancy	11	11	11	9	8	10	10	18	18	18	16	15	15
Parent not caring for own child	1	1	1	1	0	1	2	3	3	2	2	2	2
SEND (16-18 year olds)	17	15	15	14	13	11	15	23	24	21	18	17	18
SEND (19+ year olds)	77	75	75	72	72	75	75	71	50	49	50	56	51
Total 16-18 NEET with at least one vulnerable group	70	66	63	55	50	47	57	82	92	91		87	

16-18 year old Not Knowns by Vulnerable Group	Mar-15	Feb-15	Jan-15	Dec-14	Nov-14	Oct-14	Sep-14	Aug-14	Jul-14	Jun-14	May-14	Apr-14	Mar-14
Children in Care	5	4	4	3	6	14	26	8	7	6	7	5	3
Caring for own child	6	6	7	7	8	8	10	4	3	4	1	3	2
Asylum seeker	0	0	0	0	0	2	1	4	5	5	5	4	4
Carer not own child	0	0	0	0	0	0	1	1	1	1	0	0	0
Substance Misuse	1	1	2	1	5	5	8	3	3	4	4	6	1
Care Leaver	3	2	3	3	3	3	3	3	4	5	6	5	4
Supervised by YOT	1	0	0	1	5	5	10	2	3	1	2	2	1
Pregnancy	1	1	1	3	2	1	1	0	0	0	0	1	0
Parent not caring for own child	1	0	0	0	0	0	1	0	1	1	1	0	0
SEND (16-18 year olds)	19	17	18	21	24	28	67	7	8	6	12	11	5
SEND (19+ year olds)	165	161	159	166	164	170	195	111	140	143	144	147	139
Total not known with at least one vulnerable group	31	27	31	35	46	54	114	24	25	27		31	

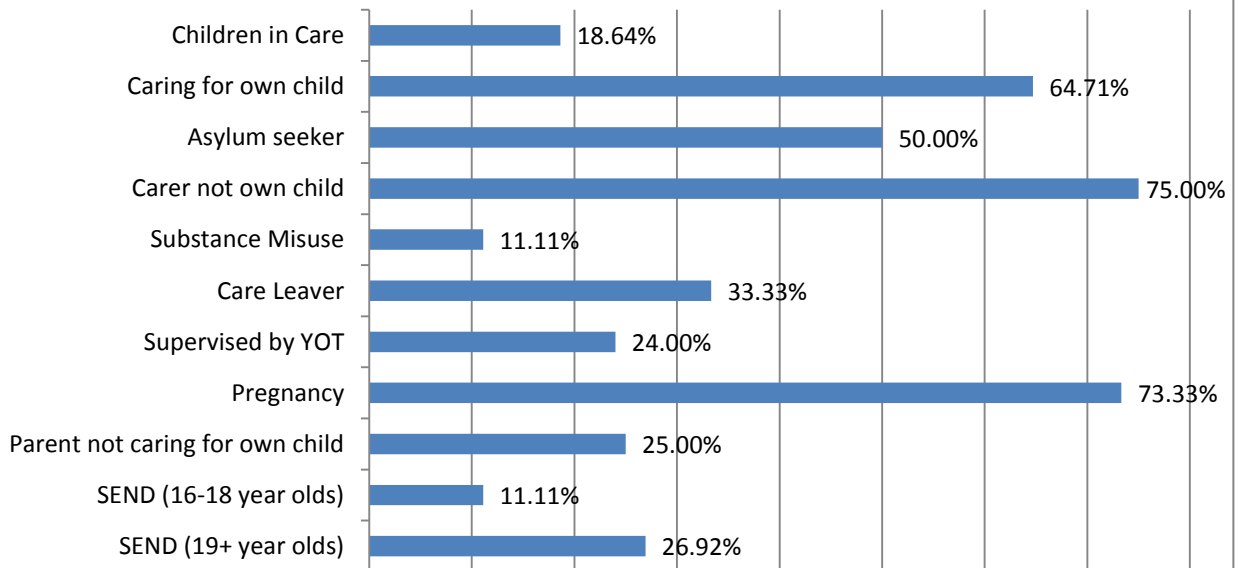
<b>16-18 Year old NEET Leavers &amp; Joiners</b>	<b>Aged 16</b>	<b>Aged 17</b>	<b>Aged 18</b>	<b>16-18 Total</b>	<b>Aged 19</b>
Leaving NEET Total	3	5	6	14	3
Education	0	0	0	0	0
Employment	1	4	3	8	0
Government supported training	2	1	3	6	0
Re-engagement Provision	0	0	0	0	0
NEET in other area	0	0	0	0	0
Custodial Sentence	0	0	0	0	0
Moved Away	0	0	0	0	3
Cannot Be Contacted	0	0	0	0	0
Refused to disclose activity	0	0	0	0	0
Unknown Activity	0	0	0	0	0
Other Reason	0	0	0	0	0
Joining NEET Total	8	10	11	29	0
Education	3	5	2	10	0
Employment	2	1	3	6	0
Government supported training	1	0	1	2	0
Re-engagement Provision	0	0	0	0	0
NEET in other area	0	0	0	0	0
Other (inc custodial sentence)	2	4	5	11	0
Joiners>Leavers	-5	-5	-5	-15	3

<b>16-18 Year Old NEET Labour Market Summary</b>	<b>No</b>	<b>%</b>
<b>Available:</b>		
Working not for reward	5	2.46%
Not yet ready for work or learning	9	4.43%
Start Date agreed	4	1.97%
Seeking EET	185	91.13%
Available Total	203	100%
<b>Unavailable:</b>		
Young carers	3	8.11%
Teenage parents	14	37.84%
Illness	9	24.32%
Pregnancy	8	21.62%
Religious grounds	0	0.00%
Unlikely to be economically active	3	8.11%
Other reason	0	0.00%
Unavailable Total	37	100%

# NEET Leavers and Joiners



## % of Vulnerable Cohorts who are NEET



# Education and Young People's Services Performance Management

## NEET Monthly Report - Swale

16-18 year old cohort by Vulnerable Group	Mar-15	Feb-15	Jan-15	Dec-14	Nov-14	Oct-14	Sep-14	Aug-14	Jul-14	Jun-14	May-14	Apr-14	Mar-14
Children in Care	94	94	94	95	97	90	88	89	90	86	84	83	83
Caring for own child	37	37	36	31	31	31	29	84	79	79	79	79	79
Asylum seeker	5	5	6	6	6	6	6	5	6	6	6	6	6
Carer not own child	10	10	9	7	7	8	7	9	9	9	9	9	9
Substance Misuse	3	3	3	3	6	6	6	6	6	6	6	6	6
Care Leaver	7	7	7	7	8	8	8	8	8	8	8	9	9
Supervised by YOT	18	18	18	22	23	22	18	19	20	21	21	21	22
Pregnancy	26	23	20	20	17	15	17	23	23	22	21	21	21
Parent not caring for own child	2	2	2	1	1	1	1	1	1	1	1	1	1
SEND (16-18 year olds)	228	228	226	225	227	228	215	251	251	235	234	232	230
SEND (19+ year olds)	430	430	430	430	430	431	431	343	348	351	357	422	366
Total 16-18 cohort with at least one vulnerable group	382	378	372	364	366	362	344	444	441	420		416	

16-18 year old NEET by Vulnerable Group	Mar-15	Feb-15	Jan-15	Dec-14	Nov-14	Oct-14	Sep-14	Aug-14	Jul-14	Jun-14	May-14	Apr-14	Mar-14
Children in Care	12	12	10	10	8	7	10	16	15	16	16	14	13
Caring for own child	34	34	33	28	27	27	26	61	60	60	60	60	59
Asylum seeker	0	0	0	0	0	0	1	1	1	1	1	1	1
Carer not own child	5	5	4	2	2	2	2	1	1	1	1	1	1
Substance Misuse	0	0	0	0	1	1	1	1	1	1	1	1	1
Care Leaver	1	1	1	1	1	1	2	4	3	3	3	4	4
Supervised by YOT	3	5	5	6	4	3	1	5	5	7	7	7	7
Pregnancy	18	15	14	13	11	9	11	14	14	12	11	11	11
Parent not caring for own child	0	1	1	0	0	0	0	0	0	0	0	0	0
SEND (16-18 year olds)	30	27	26	25	20	26	25	46	47	39	37	37	36
SEND (19+ year olds)	112	111	112	112	106	109	112	94	94	95	95	108	97
Total 16-18 NEET with at least one vulnerable group	96	92	86	75	64	68	72	133	132	124		120	

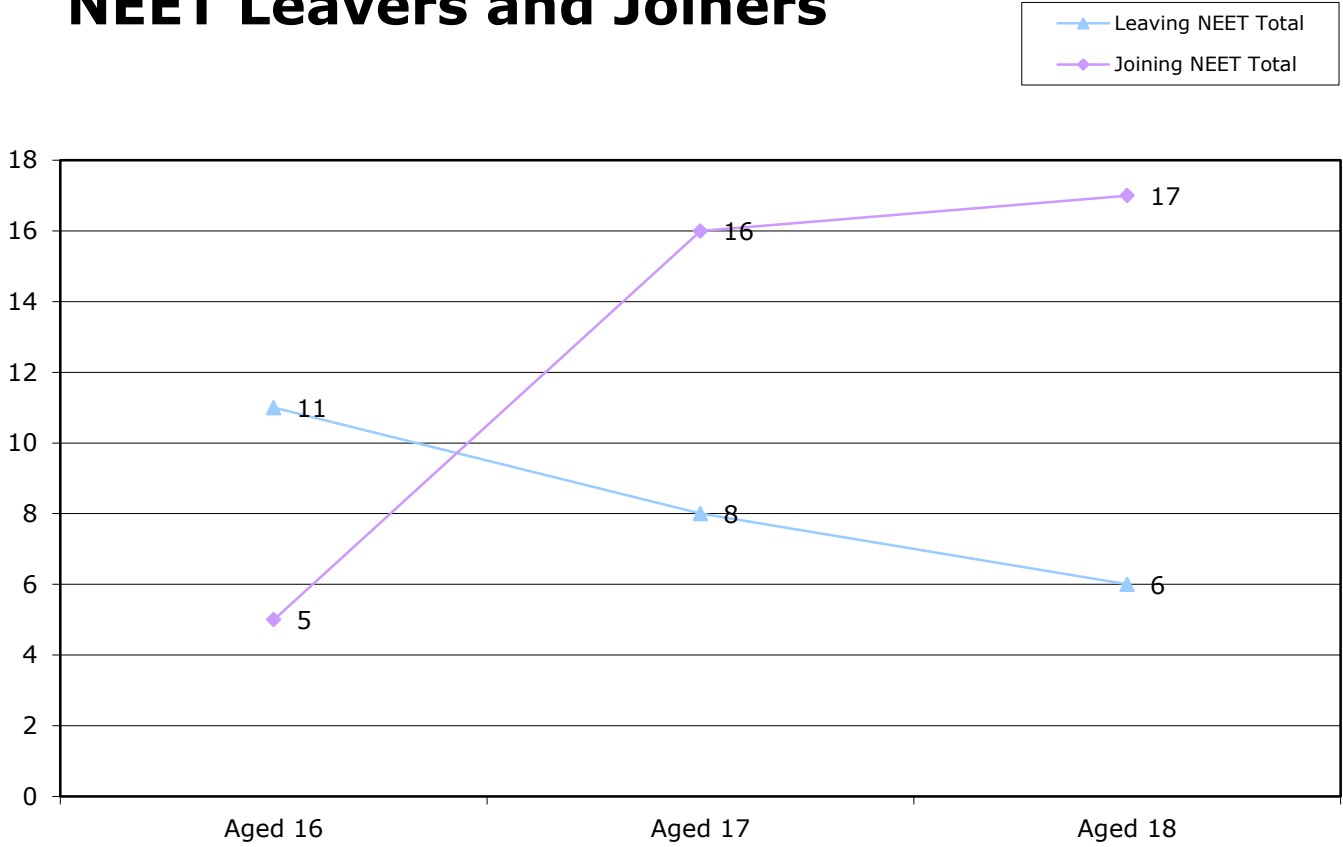
16-18 year old Not Knowns by Vulnerable Group	Mar-15	Feb-15	Jan-15	Dec-14	Nov-14	Oct-14	Sep-14	Aug-14	Jul-14	Jun-14	May-14	Apr-14	Mar-14
Children in Care	10	11	10	13	28	30	55	7	7	8	5	3	1
Caring for own child	2	2	1	1	1	1	1	7	9	12	10	6	6
Asylum seeker	0	0	0	0	0	0	3	0	0	0	0	0	0
Carer not own child	1	1	1	1	1	1	5	3	2	2	2	2	2
Substance Misuse	1	1	0	0	2	1	4	0	1	1	1	1	0
Care Leaver	2	2	2	1	3	3	3	2	2	2	2	2	1
Supervised by YOT	1	1	0	0	10	9	12	4	3	3	1	1	0
Pregnancy	3	3	3	2	2	2	5	3	3	4	3	3	2
Parent not caring for own child	0	0	0	0	0	0	1	0	0	0	0	0	0
SEND (16-18 year olds)	28	29	29	35	43	45	116	21	20	16	17	15	12
SEND (19+ year olds)	256	257	255	253	245	246	293	190	195	201	216	226	220
Total not known with at least one vulnerable group	41	42	40	46	73	77	178	40	41	44		31	



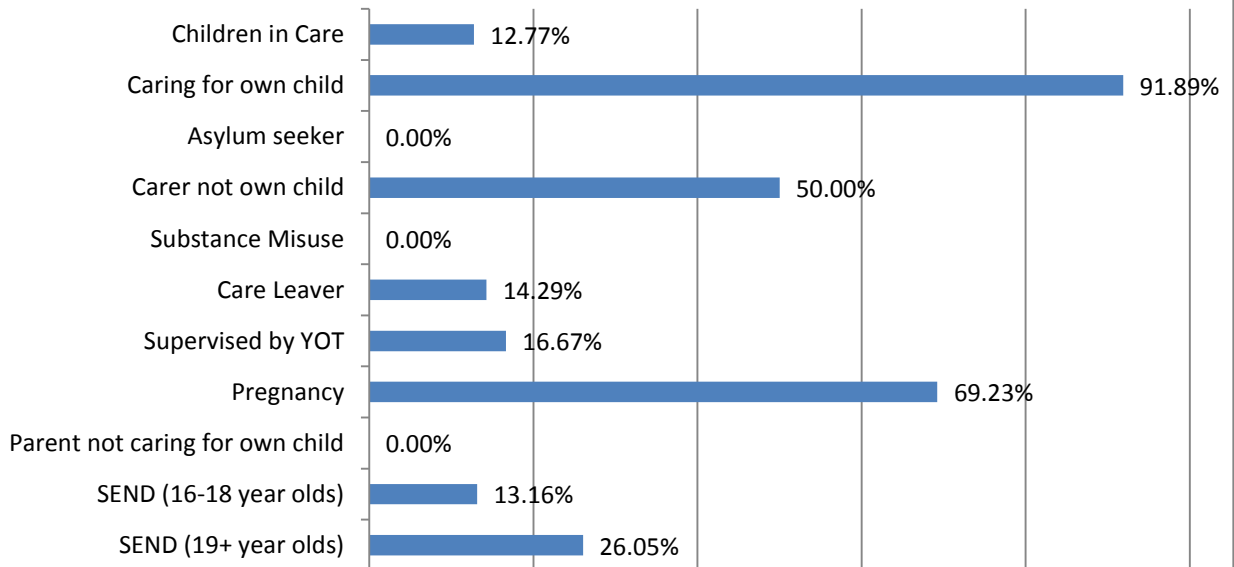
<b>16-18 Year old NEET Leavers &amp; Joiners</b>	<b>Aged 16</b>	<b>Aged 17</b>	<b>Aged 18</b>	<b>16-18 Total</b>	<b>Aged 19</b>
Leaving NEET Total	11	8	6	25	7
Education	4	1	0	5	0
Employment	4	4	2	10	0
Government supported training	2	3	3	8	0
Re-engagement Provision	0	0	0	0	0
NEET in other area	1	0	0	1	0
Custodial Sentence	0	0	0	0	0
Moved Away	0	0	0	0	7
Cannot Be Contacted	0	0	0	0	0
Refused to disclose activity	0	0	0	0	0
Unknown Activity	0	0	0	0	0
Other Reason	0	0	1	1	0
Joining NEET Total	5	16	17	38	1
Education	3	5	4	12	0
Employment	0	2	7	9	0
Government supported training	2	5	1	8	0
Re-engagement Provision	0	0	0	0	0
NEET in other area	0	0	0	0	0
Other (inc custodial sentence)	0	4	5	9	1
Joiners>Leavers	6	-8	-11	-13	6

<b>16-18 Year Old NEET Labour Market Summary</b>	<b>No</b>	<b>%</b>
<b>Available:</b>		
Working not for reward	8	2.85%
Not yet ready for work or learning	12	4.27%
Start Date agreed	12	4.27%
Seeking EET	249	88.61%
Available Total	281	100%
<b>Unavailable:</b>		
Young carers	3	3.85%
Teenage parents	30	38.46%
Illness	30	38.46%
Pregnancy	14	17.95%
Religious grounds	0	0.00%
Unlikely to be economically active	1	1.28%
Other reason	0	0.00%
Unavailable Total	78	100%

# NEET Leavers and Joiners



## % of Vulnerable Cohorts who are NEET



# Education and Young People's Services Performance Management

## NEET Monthly Report - Thanet

16-18 year old cohort by Vulnerable Group	Mar-15	Feb-15	Jan-15	Dec-14	Nov-14	Oct-14	Sep-14	Aug-14	Jul-14	Jun-14	May-14	Apr-14	Mar-14
Children in Care	155	154	153	154	156	150	144	155	155	152	151	151	150
Caring for own child	66	67	66	63	60	56	55	117	80	79	79	79	78
Asylum seeker	5	5	5	5	5	5	5	5	5	5	5	5	5
Carer not own child	11	10	10	10	10	9	8	9	9	8	8	8	8
Substance Misuse	6	6	6	6	8	9	9	17	18	19	20	20	20
Care Leaver	17	17	16	16	16	16	15	10	10	10	11	11	11
Supervised by YOT	43	43	43	44	51	51	45	25	26	25	31	31	31
Pregnancy	31	30	29	25	25	26	26	29	36	33	34	31	32
Parent not caring for own child	2	1	1	1	1	1	1	3	3	3	3	3	3
SEND (16-18 year olds)	280	281	284	286	286	282	285	309	307	263	266	270	274
SEND (19+ year olds)	461	461	461	462	461	461	461	371	381	390	398	460	416
Total 16-18 cohort with at least one vulnerable group	517	517	517	513	517	510	507	572	543	509		515	

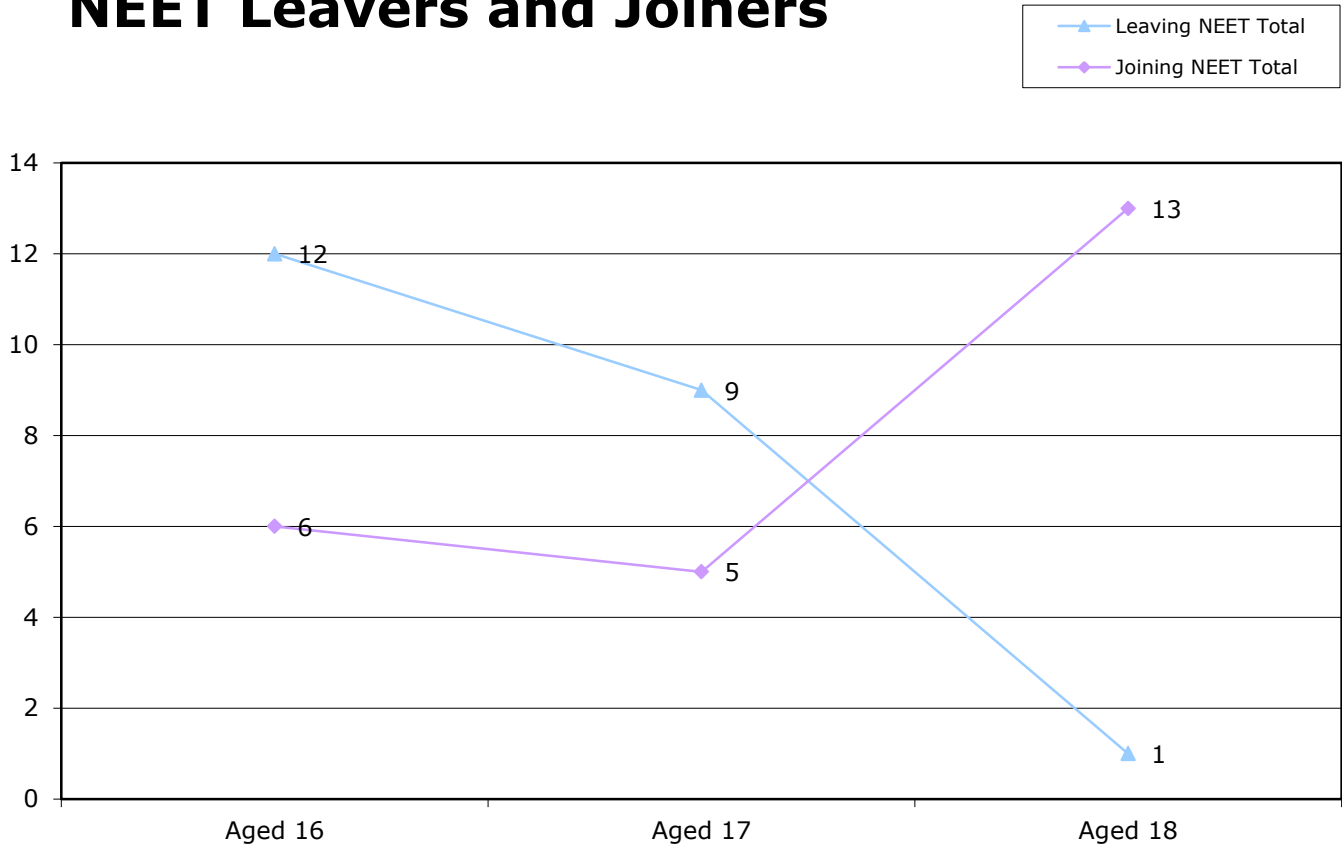
16-18 year old NEET by Vulnerable Group	Mar-15	Feb-15	Jan-15	Dec-14	Nov-14	Oct-14	Sep-14	Aug-14	Jul-14	Jun-14	May-14	Apr-14	Mar-14
Children in Care	20	20	19	18	19	15	17	42	41	40	43	46	46
Caring for own child	39	39	38	35	32	27	32	72	58	58	58	58	58
Asylum seeker	0	0	0	0	0	0	0	0	0	0	0	0	0
Carer not own child	5	4	3	3	2	1	2	4	5	4	4	4	4
Substance Misuse	1	1	2	2	2	1	2	6	7	7	7	7	7
Care Leaver	7	7	6	6	5	6	10	7	7	7	8	8	8
Supervised by YOT	18	18	20	19	14	12	8	12	13	13	14	15	15
Pregnancy	21	20	21	16	15	14	16	18	24	22	23	20	21
Parent not caring for own child	2	1	1	1	0	1	0	1	1	1	1	1	1
SEND (16-18 year olds)	29	26	28	30	25	19	19	44	47	36	38	41	44
SEND (19+ year olds)	120	121	122	122	121	126	128	107	109	113	114	124	116
Total 16-18 NEET with at least one vulnerable group	117	114	115	107	96	83	92	161	163	154		161	

16-18 year old Not Knowns by Vulnerable Group	Mar-15	Feb-15	Jan-15	Dec-14	Nov-14	Oct-14	Sep-14	Aug-14	Jul-14	Jun-14	May-14	Apr-14	Mar-14
Children in Care	23	24	23	23	34	36	89	14	19	19	13	14	6
Caring for own child	9	9	7	8	10	10	17	6	5	5	3	5	2
Asylum seeker	2	2	2	2	2	4	2	2	2	2	2	1	1
Carer not own child	1	1	2	2	1	2	5	0	0	0	0	0	0
Substance Misuse	0	1	1	0	2	2	6	5	7	7	5	4	3
Care Leaver	3	2	2	2	2	1	1	0	0	0	0	0	0
Supervised by YOT	3	2	0	1	15	15	24	3	4	3	3	3	1
Pregnancy	2	3	3	2	2	2	6	2	2	2	2	2	2
Parent not caring for own child	0	0	0	0	0	0	0	1	1	1	1	2	1
SEND (16-18 year olds)	46	45	46	48	60	67	193	21	21	20	14	18	9
SEND (19+ year olds)	295	295	295	292	288	293	322	197	205	211	214	222	219
Total not known with at least one vulnerable group	72	75	72	74	103	111	295	44	49	48		42	

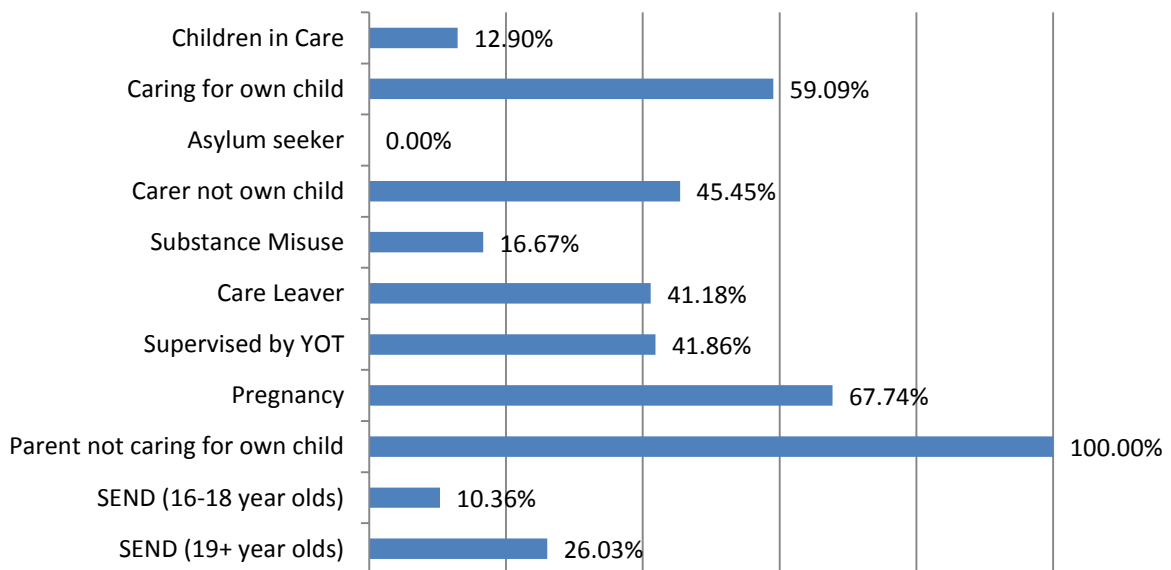
<b>16-18 Year old NEET Leavers &amp; Joiners</b>	<b>Aged 16</b>	<b>Aged 17</b>	<b>Aged 18</b>	<b>16-18 Total</b>	<b>Aged 19</b>
Leaving NEET Total	12	9	1	22	11
Education	1	0	1	2	0
Employment	7	4	0	11	1
Government supported training	4	5	0	9	0
Re-engagement Provision	0	0	0	0	0
NEET in other area	0	0	0	0	0
Custodial Sentence	0	0	0	0	0
Moved Away	0	0	0	0	10
Cannot Be Contacted	0	0	0	0	0
Refused to disclose activity	0	0	0	0	0
Unknown Activity	0	0	0	0	0
Other Reason	0	0	0	0	0
Joining NEET Total	6	5	13	24	1
Education	1	1	5	7	0
Employment	2	1	3	6	0
Government supported training	2	0	2	4	0
Re-engagement Provision	0	0	0	0	0
NEET in other area	0	0	0	0	0
Other (inc custodial sentence)	1	3	3	7	1
Joiners>Leavers	6	4	-12	-2	10

<b>16-18 Year Old NEET Labour Market Summary</b>	<b>No</b>	<b>%</b>
<b>Available:</b>		
Working not for reward	1	0.40%
Not yet ready for work or learning	20	7.94%
Start Date agreed	5	1.98%
Seeking EET	226	89.68%
Available Total	252	100%
<b>Unavailable:</b>		
Young carers	2	3.08%
Teenage parents	35	53.85%
Illness	14	21.54%
Pregnancy	13	20.00%
Religious grounds	0	0.00%
Unlikely to be economically active	1	1.54%
Other reason	0	0.00%
Unavailable Total	65	100%

# NEET Leavers and Joiners



## % of Vulnerable Cohorts who are NEET



# Education and Young People's Services Performance Management

## NEET Monthly Report - Tonbridge & Malling

16-18 year old cohort by Vulnerable Group	Mar-15	Feb-15	Jan-15	Dec-14	Nov-14	Oct-14	Sep-14	Aug-14	Jul-14	Jun-14	May-14	Apr-14	Mar-14
Children in Care	32	31	31	31	27	27	27	26	26	24	23	23	23
Caring for own child	26	23	23	19	18	16	16	37	35	35	35	34	34
Asylum seeker	0	0	0	0	0	0	0	1	1	1	1	1	1
Carer not own child	11	10	9	9	9	9	9	10	10	10	10	10	10
Substance Misuse	4	3	3	3	7	7	7	9	9	10	10	10	10
Care Leaver	0	0	0	0	1	1	1	1	1	1	1	1	1
Supervised by YOT	11	10	10	11	15	16	13	10	10	9	10	10	10
Pregnancy	11	12	13	12	12	10	10	11	12	11	10	11	11
Parent not caring for own child	1	1	1	0	0	0	0	2	2	2	2	2	2
SEND (16-18 year olds)	139	141	141	142	140	142	140	156	156	140	140	142	142
SEND (19+ year olds)	273	273	275	275	275	275	275	225	229	232	237	272	245
Total 16-18 cohort with at least one vulnerable group	212	210	210	208	210	208	202	239	238	222		223	

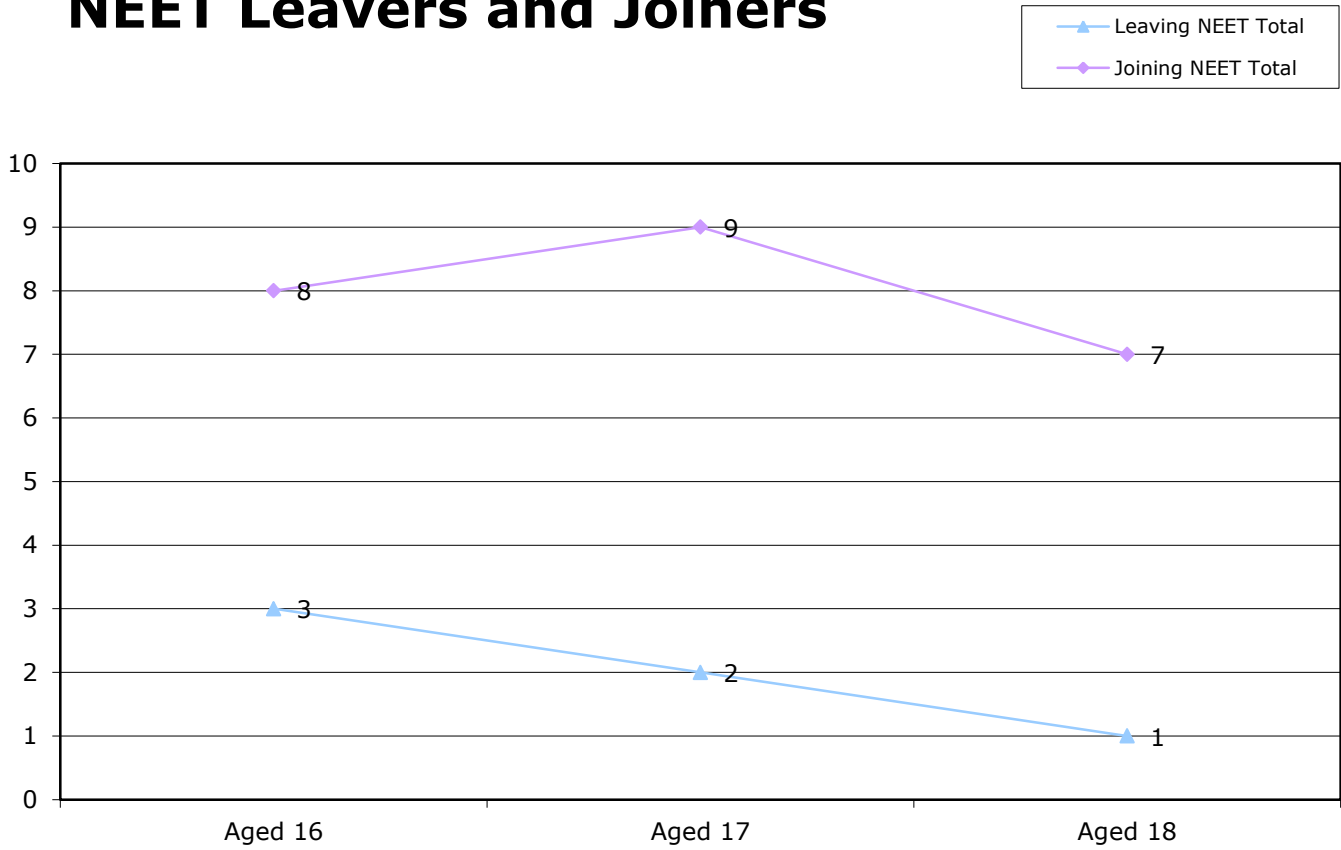
16-18 year old NEET by Vulnerable Group	Mar-15	Feb-15	Jan-15	Dec-14	Nov-14	Oct-14	Sep-14	Aug-14	Jul-14	Jun-14	May-14	Apr-14	Mar-14
Children in Care	1	0	0	1	0	0	0	4	3	4	3	3	3
Caring for own child	21	18	19	15	14	12	13	28	26	26	26	25	25
Asylum seeker	0	0	0	0	0	0	0	1	1	1	1	1	1
Carer not own child	3	3	2	2	2	2	2	2	2	2	2	2	2
Substance Misuse	1	0	0	0	0	0	0	1	1	2	2	2	3
Care Leaver	0	0	0	0	0	0	0	1	1	1	1	1	1
Supervised by YOT	6	3	4	4	4	3	3	5	4	4	5	5	5
Pregnancy	10	11	12	10	9	7	7	8	9	8	7	7	7
Parent not caring for own child	1	1	1	0	0	0	0	2	2	2	2	2	2
SEND (16-18 year olds)	11	11	10	8	7	6	6	13	15	12	12	12	12
SEND (19+ year olds)	48	48	49	49	49	50	50	46	46	47	49	51	50
Total 16-18 NEET with at least one vulnerable group	49	43	43	37	34	27	28	56	57	56		54	

16-18 year old Not Knowns by Vulnerable Group	Mar-15	Feb-15	Jan-15	Dec-14	Nov-14	Oct-14	Sep-14	Aug-14	Jul-14	Jun-14	May-14	Apr-14	Mar-14
Children in Care	8	7	7	7	8	9	20	6	5	5	4	4	4
Caring for own child	1	1	1	1	1	1	2	3	3	3	3	3	3
Asylum seeker	0	0	0	0	0	0	0	0	0	0	0	0	0
Carer not own child	0	0	0	0	0	1	5	0	0	0	0	0	0
Substance Misuse	1	1	1	0	4	4	5	2	2	2	2	1	1
Care Leaver	0	0	0	0	1	1	1	0	0	0	0	0	0
Supervised by YOT	0	0	0	0	4	3	7	1	2	2	2	0	0
Pregnancy	0	0	0	1	1	1	2	1	1	1	1	1	1
Parent not caring for own child	0	0	0	0	0	0	2	0	0	0	0	0	0
SEND (16-18 year olds)	16	18	20	25	28	35	98	27	27	27	25	30	21
SEND (19+ year olds)	187	188	189	192	193	196	221	148	153	155	158	184	165
Total not known with at least one vulnerable group	23	24	26	31	41	49	128	33	33	35		35	

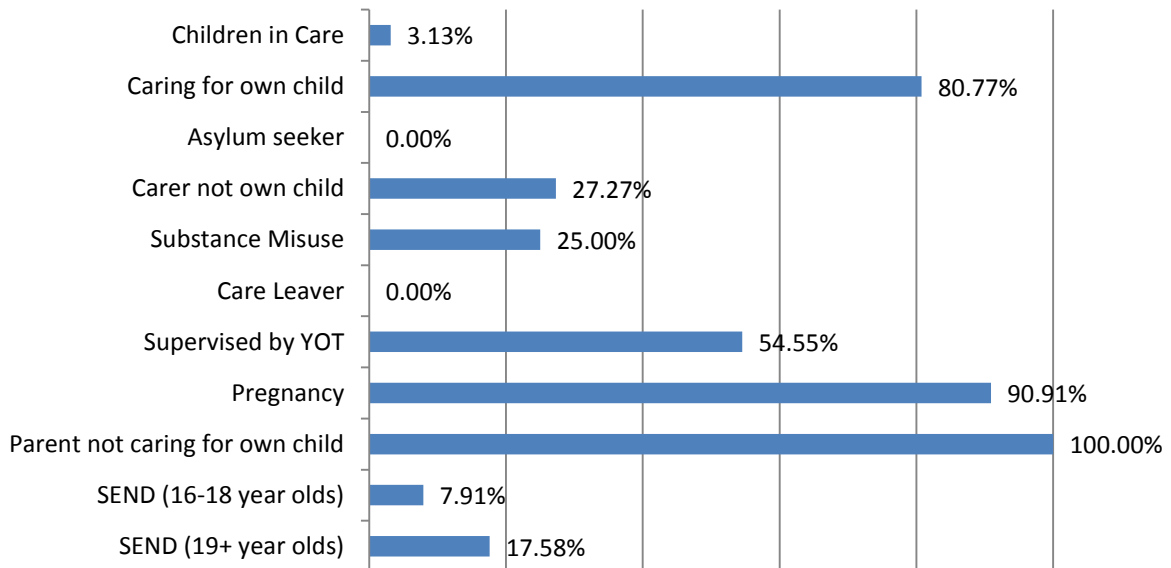
<b>16-18 Year old NEET Leavers &amp; Joiners</b>	<b>Aged 16</b>	<b>Aged 17</b>	<b>Aged 18</b>	<b>16-18 Total</b>	<b>Aged 19</b>
Leaving NEET Total	3	2	1	6	3
Education	0	0	0	0	0
Employment	1	2	0	3	0
Government supported training	1	0	1	2	0
Re-engagement Provision	0	0	0	0	0
NEET in other area	0	0	0	0	0
Custodial Sentence	0	0	0	0	0
Moved Away	0	0	0	0	3
Cannot Be Contacted	0	0	0	0	0
Refused to disclose activity	0	0	0	0	0
Unknown Activity	1	0	0	1	0
Other Reason	0	0	0	0	0
Joining NEET Total	8	9	7	24	0
Education	5	5	2	12	0
Employment	1	1	0	2	0
Government supported training	0	1	0	1	0
Re-engagement Provision	0	0	0	0	0
NEET in other area	0	0	0	0	0
Other (inc custodial sentence)	2	2	5	9	0
Joiners>Leavers	-5	-7	-6	-18	3

<b>16-18 Year Old NEET Labour Market Summary</b>	<b>No</b>	<b>%</b>
<b>Available:</b>		
Working not for reward	8	5.13%
Not yet ready for work or learning	6	3.85%
Start Date agreed	5	3.21%
Seeking EET	137	87.82%
Available Total	156	100%
<b>Unavailable:</b>		
Young carers	0	0.00%
Teenage parents	20	57.14%
Illness	8	22.86%
Pregnancy	6	17.14%
Religious grounds	0	0.00%
Unlikely to be economically active	1	2.86%
Other reason	0	0.00%
Unavailable Total	35	100%

# NEET Leavers and Joiners



## % of Vulnerable Cohorts who are NEET





# Education and Young People's Services Performance Management

## NEET Monthly Report - Tunbridge Wells

16-18 year old cohort by Vulnerable Group	Mar-15	Feb-15	Jan-15	Dec-14	Nov-14	Oct-14	Sep-14	Aug-14	Jul-14	Jun-14	May-14	Apr-14	Mar-14
Children in Care	18	18	19	18	21	20	20	23	23	22	22	22	22
Caring for own child	15	14	13	9	9	8	8	30	30	30	30	30	29
Asylum seeker	4	4	4	4	4	4	4	5	5	5	5	5	5
Carer not own child	5	4	4	4	6	6	6	4	4	4	5	5	5
Substance Misuse	4	4	4	4	5	4	4	7	7	7	7	7	7
Care Leaver	6	5	5	5	5	5	5	1	1	1	1	0	0
Supervised by YOT	16	16	16	16	19	20	12	5	6	6	6	8	8
Pregnancy	8	10	10	10	9	9	9	11	12	11	11	11	11
Parent not caring for own child	2	2	2	2	2	2	2	2	2	2	2	2	2
SEND (16-18 year olds)	136	137	137	135	138	141	148	149	149	139	141	143	143
SEND (19+ year olds)	227	227	227	227	227	227	226	185	188	189	191	224	197
Total 16-18 cohort with at least one vulnerable group	192	191	190	184	190	194	194	214	214	204		208	

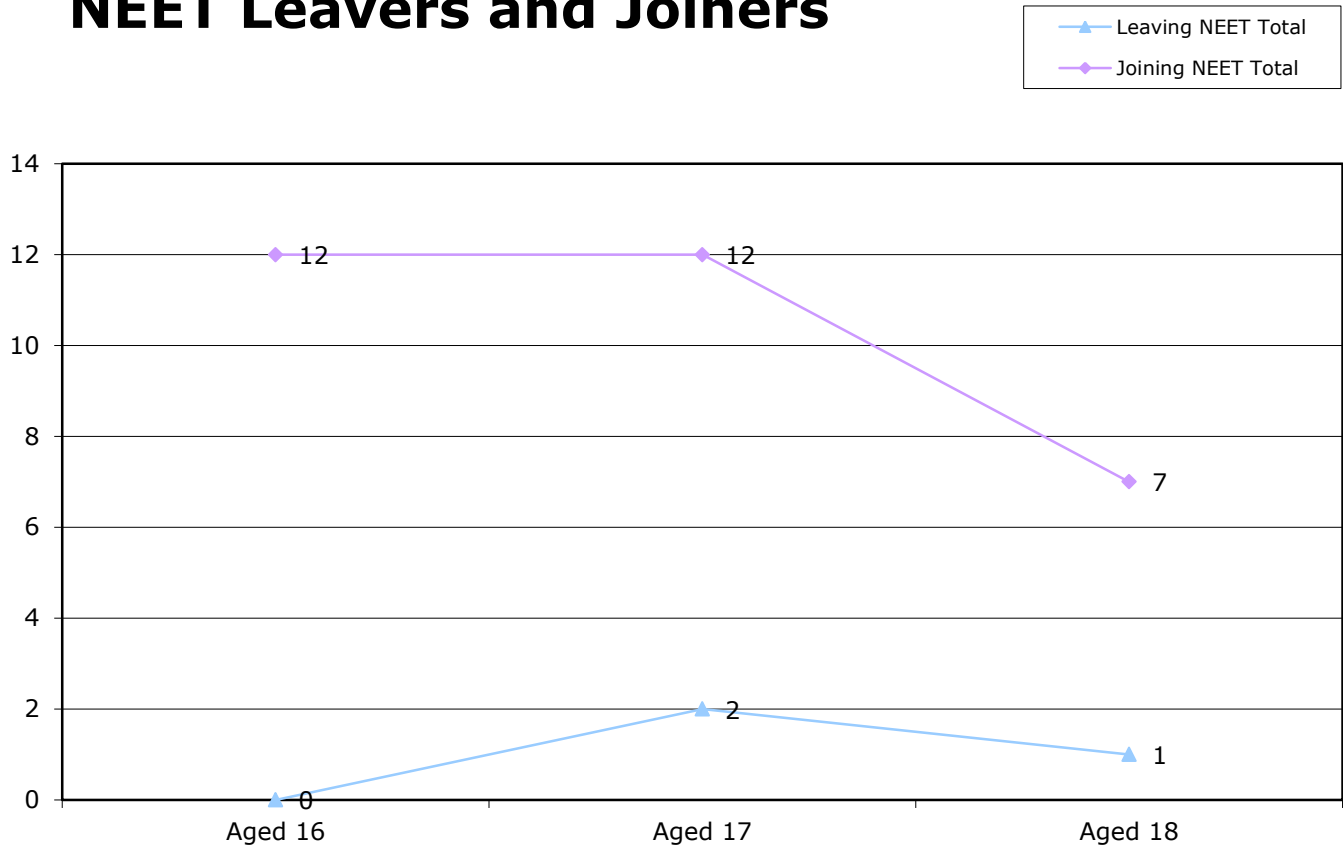
16-18 year old NEET by Vulnerable Group	Mar-15	Feb-15	Jan-15	Dec-14	Nov-14	Oct-14	Sep-14	Aug-14	Jul-14	Jun-14	May-14	Apr-14	Mar-14
Children in Care	1	0	1	0	0	0	2	6	4	6	6	6	5
Caring for own child	13	12	11	7	7	6	7	21	21	22	23	23	22
Asylum seeker	0	0	0	0	0	0	0	0	0	0	0	0	0
Carer not own child	2	1	1	1	1	1	0	0	0	0	0	0	0
Substance Misuse	2	1	1	1	1	0	1	2	1	2	2	2	1
Care Leaver	5	4	4	4	3	3	4	1	1	1	1	0	0
Supervised by YOT	5	3	3	3	2	1	2	3	2	3	3	2	2
Pregnancy	6	7	7	7	6	6	6	6	6	5	5	5	5
Parent not caring for own child	0	0	0	0	0	0	1	1	0	1	1	1	0
SEND (16-18 year olds)	7	6	6	6	5	5	5	10	12	9	11	12	12
SEND (19+ year olds)	32	31	31	31	30	30	30	27	23	22	23	28	24
Total 16-18 NEET with at least one vulnerable group	35	30	29	25	21	20	23	41	41	41		42	

16-18 year old Not Knowns by Vulnerable Group	Mar-15	Feb-15	Jan-15	Dec-14	Nov-14	Oct-14	Sep-14	Aug-14	Jul-14	Jun-14	May-14	Apr-14	Mar-14
Children in Care	2	3	2	2	7	8	17	2	2	2	2	2	0
Caring for own child	0	0	0	0	0	0	1	1	1	1	2	3	2
Asylum seeker	0	0	0	0	0	0	3	1	1	1	1	1	0
Carer not own child	0	0	0	0	2	2	5	0	0	1	2	1	0
Substance Misuse	0	0	0	0	2	2	3	0	0	0	0	0	0
Care Leaver	0	0	0	0	1	1	1	0	0	0	0	0	0
Supervised by YOT	1	0	0	0	5	6	10	0	1	1	1	1	1
Pregnancy	0	0	0	1	2	2	2	0	0	2	2	2	1
Parent not caring for own child	0	0	0	0	0	0	1	0	0	0	0	0	0
SEND (16-18 year olds)	20	19	21	22	30	39	114	16	16	14	12	16	6
SEND (19+ year olds)	165	166	152	151	153	156	172	101	127	131	130	141	128
Total not known with at least one vulnerable group	22	21	22	24	41	51	139	18	18	19		23	

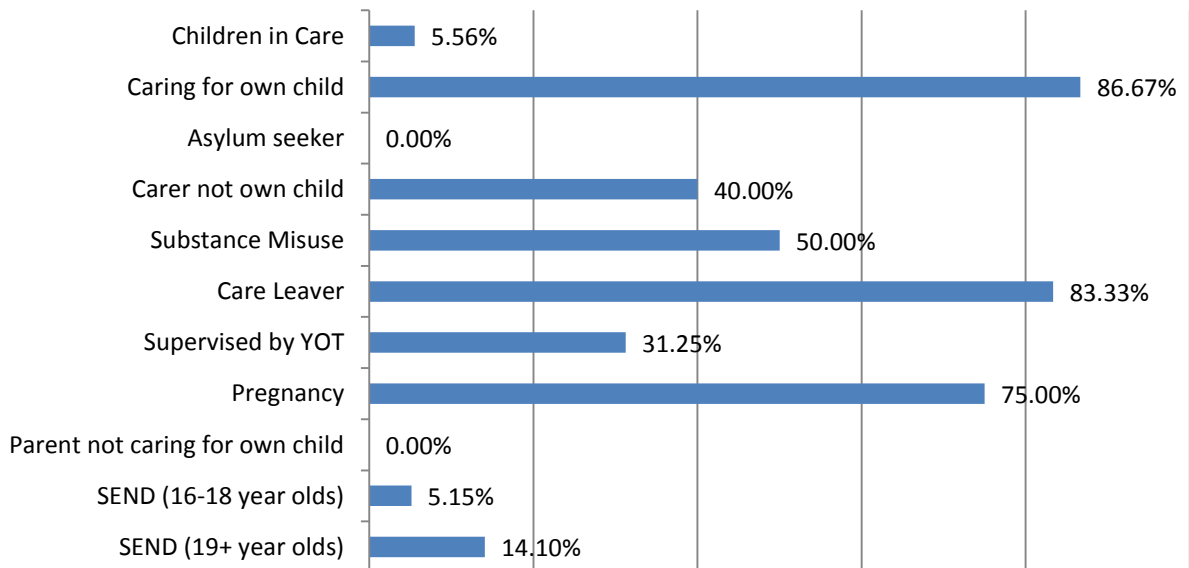
<b>16-18 Year old NEET Leavers &amp; Joiners</b>	<b>Aged 16</b>	<b>Aged 17</b>	<b>Aged 18</b>	<b>16-18 Total</b>	<b>Aged 19</b>
Leaving NEET Total	0	2	1	3	8
Education	0	0	0	0	0
Employment	0	1	1	2	0
Government supported training	0	1	0	1	0
Re-engagement Provision	0	0	0	0	0
NEET in other area	0	0	0	0	0
Custodial Sentence	0	0	0	0	0
Moved Away	0	0	0	0	8
Cannot Be Contacted	0	0	0	0	0
Refused to disclose activity	0	0	0	0	0
Unknown Activity	0	0	0	0	0
Other Reason	0	0	0	0	0
Joining NEET Total	12	12	7	31	0
Education	8	7	3	18	0
Employment	2	0	1	3	0
Government supported training	1	1	0	2	0
Re-engagement Provision	0	0	0	0	0
NEET in other area	0	0	0	0	0
Other (inc custodial sentence)	1	4	3	8	0
Joiners>Leavers	-12	-10	-6	-28	8

<b>16-18 Year Old NEET Labour Market Summary</b>	<b>No</b>	<b>%</b>
<b>Available:</b>		
Working not for reward	3	2.16%
Not yet ready for work or learning	19	13.67%
Start Date agreed	4	2.88%
Seeking EET	113	81.29%
Available Total	139	100%
<b>Unavailable:</b>		
Young carers	0	0.00%
Teenage parents	12	66.67%
Illness	4	22.22%
Pregnancy	2	11.11%
Religious grounds	0	0.00%
Unlikely to be economically active	0	0.00%
Other reason	0	0.00%
Unavailable Total	18	100%

# NEET Leavers and Joiners



## % of Vulnerable Cohorts who are NEET

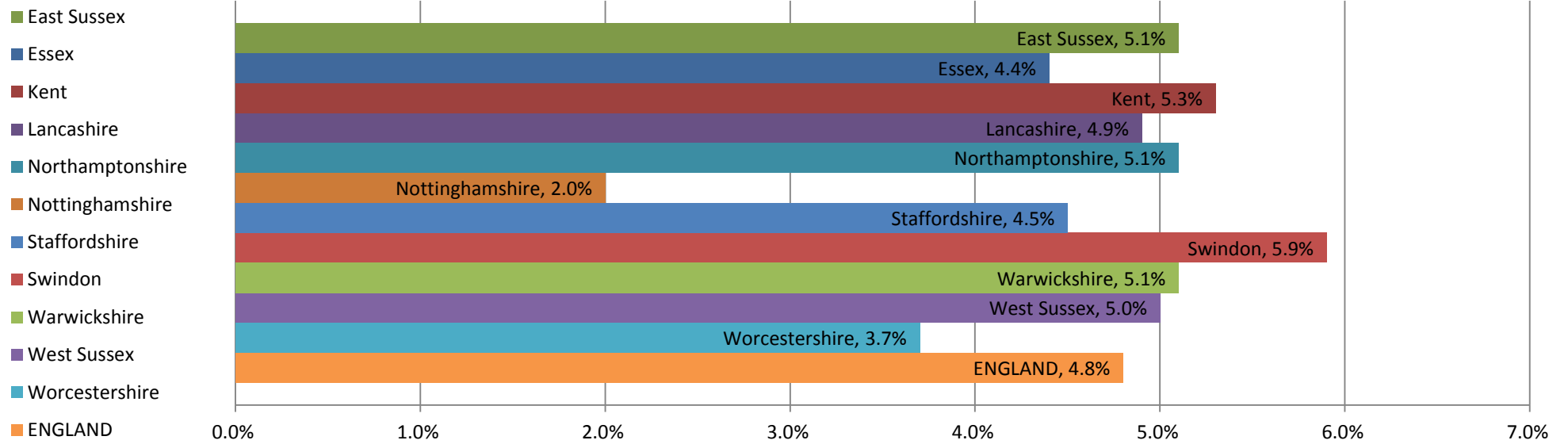


**Education and Young People's Services Performance Management**  
**Kent/National/Statistical Neighbours**  
**AS AT 28th February 2015**

	NEET		Not known		In learning	
	% Academic Age16-18s NEET	% change over last 12 months	% Academic Age16-18s NK	% change over last 12 months	% Academic Age16-18s in learning	% change over last 12 months
<b>ENGLAND</b>	<b>4.8%</b>	<b>-9.4%</b>	<b>6.9%</b>	<b>-2.8%</b>	<b>83.0%</b>	<b>1.0%</b>

Name	NEET Ranked Position	Academic Age16-18 (Y12-Y14) NEET %	Y12 NEET%	Y13 NEET%	Y14 NEET%	N/K Ranked Position	Academic Age 16 - 18 (Y12-Y14) NK %	Y12 NK%	Y13 NK%	Y14 NK%	Academic Age 16 - 18 (Y12-14) In Learning %	Y12 In Learning %	Y13 In Learning %	Y14 In Learning %
Kent	10	5.3%	2.3%	5.2%	8.9%	10	10.5%	3.7%	9.8%	18.4%	78.2%	93.1%	82.0%	59.0%
East Sussex	7	5.1%	2.7%	5.4%	7.6%	4	5.0%	0.4%	2.8%	12.3%	80.8%	94.4%	85.9%	60.9%
Essex	3	4.4%	2.1%	4.5%	6.9%	3	4.9%	1.3%	4.4%	9.0%	81.4%	95.3%	85.1%	63.5%
Lancashire	5	4.9%	2.0%	4.7%	8.2%	5	7.4%	2.8%	8.0%	11.1%	84.3%	94.5%	85.7%	73.2%
Northamptonshire	7	5.1%	2.5%	5.3%	7.8%	1	3.7%	2.2%	3.2%	5.7%	82.3%	94.2%	86.3%	65.3%
Nottinghamshire	1	2.0%	1.3%	1.6%	3.1%	8	9.0%	4.5%	8.1%	14.3%	88.9%	93.9%	90.1%	82.7%
Staffordshire	4	4.5%	2.2%	4.4%	7.0%	5	7.4%	3.8%	3.8%	14.7%	82.1%	92.8%	88.5%	64.5%
Swindon	11	5.9%	1.9%	4.6%	11.5%	2	4.3%	0.8%	3.1%	8.9%	83.1%	96.1%	87.2%	65.9%
Warwickshire	7	5.1%	1.7%	4.2%	9.9%	7	7.6%	3.1%	5.3%	14.4%	83.5%	94.6%	88.0%	68.3%
West Sussex	6	5.0%	1.5%	4.2%	10.3%	11	15.4%	7.1%	12.9%	26.3%	75.8%	90.9%	80.6%	55.7%
Worcestershire	2	3.7%	2.4%	3.8%	5.1%	9	9.5%	2.9%	8.4%	17.4%	82.3%	93.5%	84.6%	68.3%
Mean Indicator for Statistical neighbours		4.6%	2.0%	4.3%	7.7%		7.4%	2.9%	6.0%	13.4%	82.4%	94.0%	86.2%	66.8%

## Statistical Neighbours NEETs February 2015



## Statistical Neighbours Not Knowns February 2015

