

Children, Young People and Education

Young People Not in Education, Employment or Training (NEET) Report

April 2022

Produced by Management Information & Intelligence, Core+

CYPE Management Information & Intelligence, KCC
Source: Core+ CCIS
Any queries please contact MICorePlus@kent.gov.uk

Extraction Date: 25 May 2022



CYPE - MI Report

Headlines and Commentary

Select Academic Age

- Select all
- 16
- 17

District

- Select all
- Ashford
- Canterbury
- Dartford
- Dover
- Folkestone & Hythe
- Gravesham
- Maidstone
- Sevenoaks
- Swale
- Thanet
- Tonbridge and Malling
- Tunbridge Wells

MI Reporting Month	NEET %	NEET % Same Point Last Year	Participation %	Participation % Same Point Last Year	Not Known %	Not Known % Same Point Last Year	NEET and Not Known %	NEET and Not Known % Same Point Last Year
	2.9%	3.2%	91.8	90.8	1.8%	3.4%	4.6%	6.6%
March 2022								
April 2022	3.1%	3.5%	91.3	90.7	1.7%	3.2%	4.8%	6.7%

Management Information are committed and focused on fulfilling our obligation to Kent's young people during these difficult times. We will continue to provide all necessary analysis to help Managers and Key Workers achieve this goal.

The NEET population is currently at 3.1% compared to 3.5% at the same time last year, and our Not Knowns are at 1.7%, compared to 3.2% at the same time last year. The Participation rate is 91.3%, compared to 90.7% the same point last year.

District performance for NEET varies from 1.8% in Sevenoaks to 5.1% in Thanet. District performance for Not Knowns varies from 1.0% in Tunbridge Wells to 2.4% in Thanet.

The Local Authority has a statutory duty to collect data from all education establishments regarding offers they have made to 16- and 17-year olds from September. It is an important part of our planning and transition support offer. Enabling us to identify those at-risk of NEET, gaps in local provision and to work alongside you in supporting our most vulnerable young people.

Please note the Statistical Neighbour report has been updated to reflect the new neighbours. Northamptonshire has been replaced by West Northamptonshire and West Sussex has been replaced by Suffolk.

CYPE - MI Report

County NEET and Not Known Breakdown

MI Reporting Month

- April 2021
- May 2021
- June 2021
- July 2021
- August 2021
- September 2021
- October 2021
- November 2021
- December 2021
- January 2022
- February 2022
- March 2022
- April 2022

Select Academic Age

- Select all
- 16
- 17

33,366

Overall Cohort

3.1%

NEET

1,049

NEET Cohort

1.7%

Not Known

564

Not Known Cohort

4.8%

NEET and Not Known

1,613

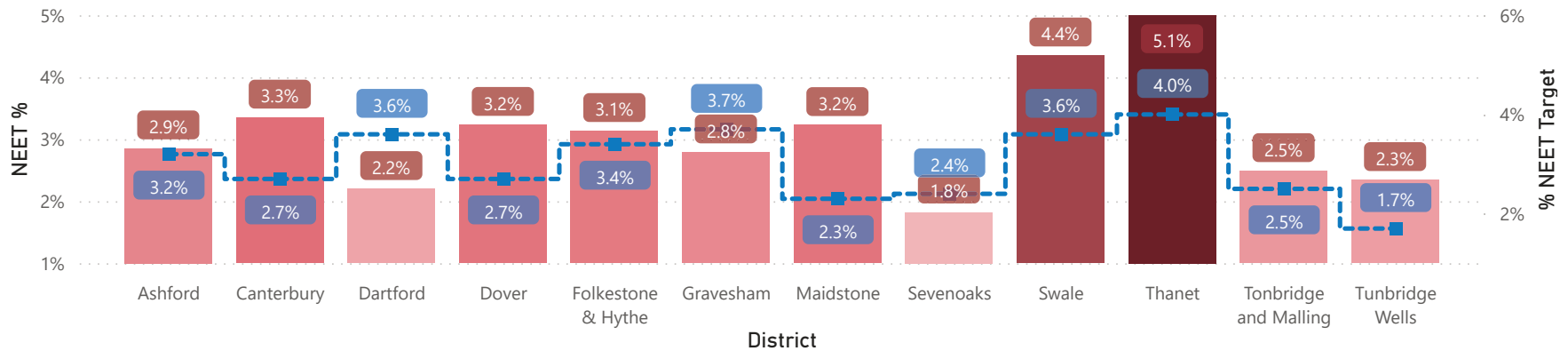
NEET and Not Known Cohort

Select District

- Select all
- Ashford
- Canterbury
- Dartford
- Dover
- Folkestone & Hythe
- Gravesham
- Maidstone
- Sevenoaks
- Swale
- Thanet
- Tonbridge and Malling
- Tunbridge Wells

NEET Cohort by District

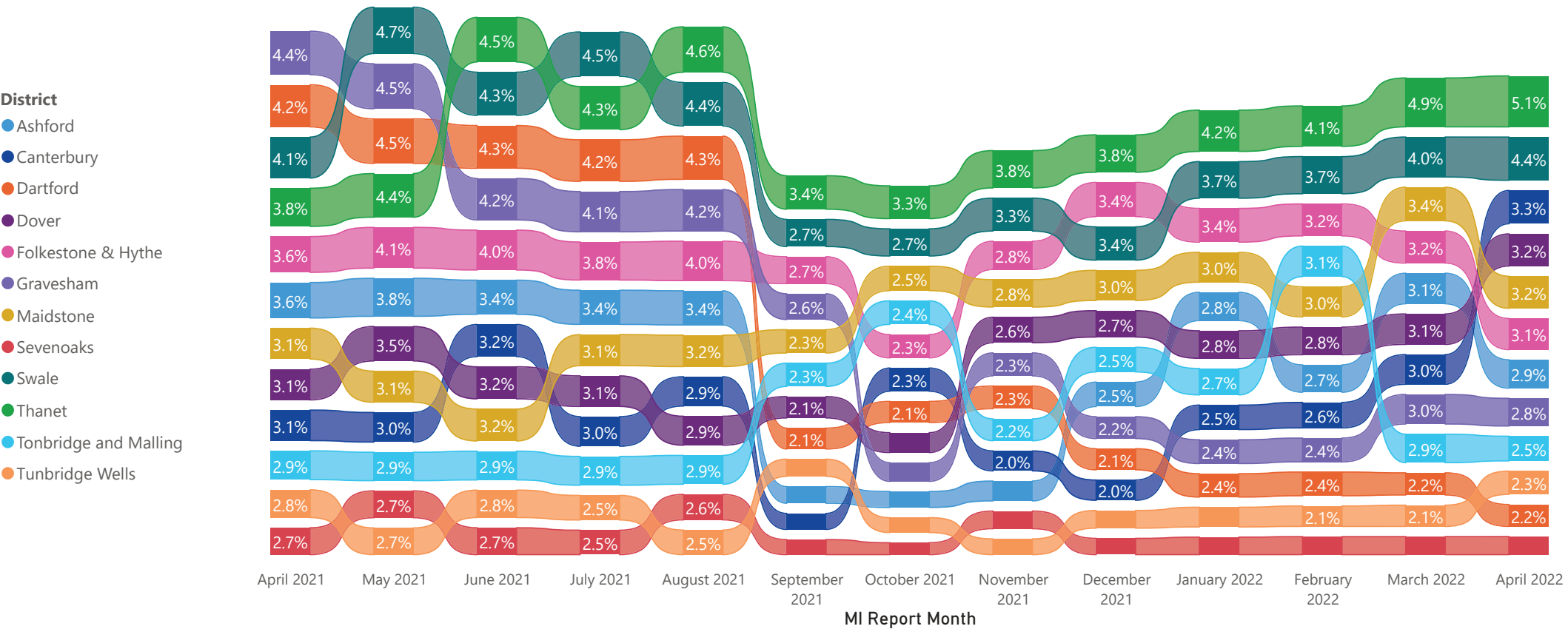
● NEET % --- % NEET Target



CYPE - MI Report

District NEET Trends

NEET Cohort by District



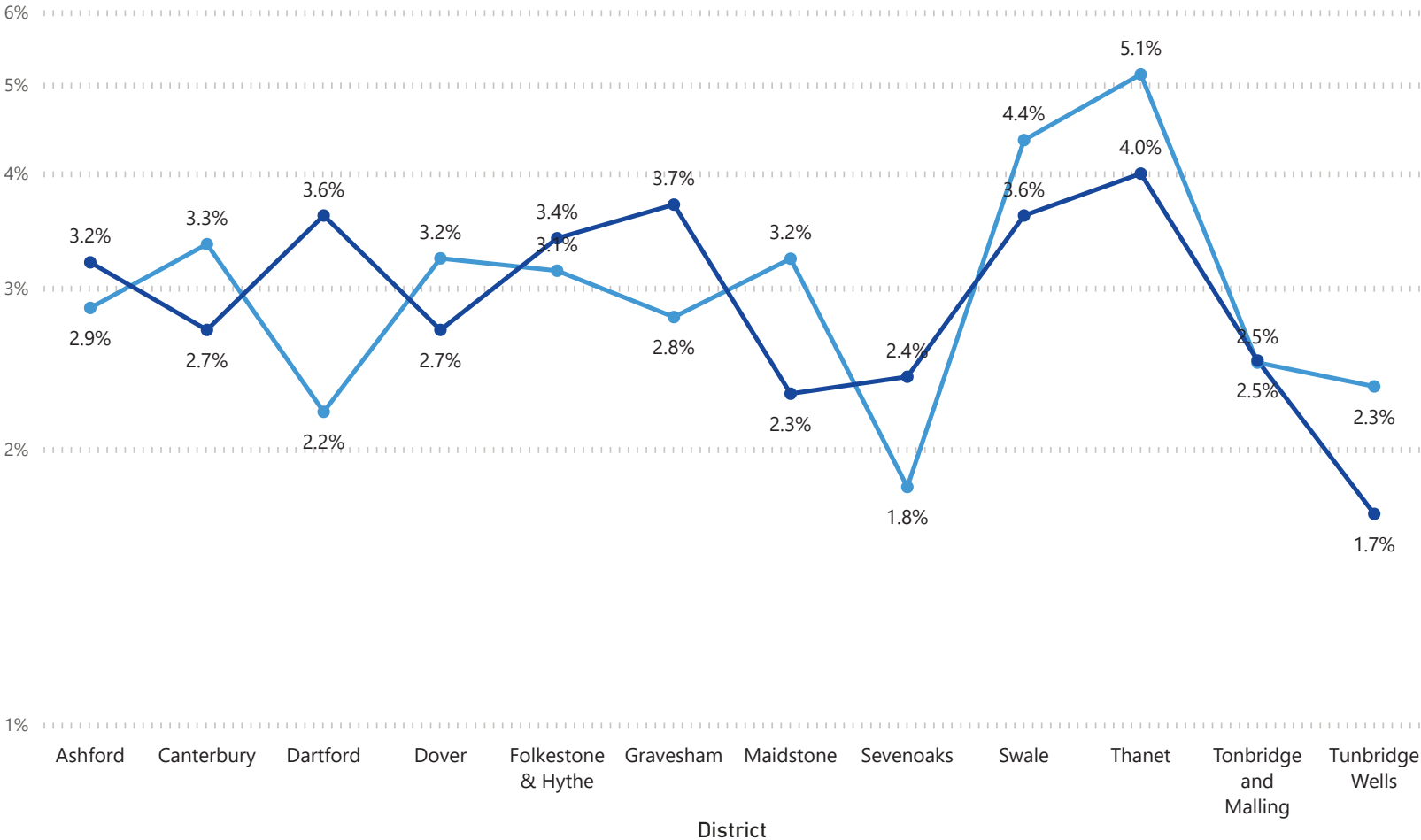
CYPE - MI Report

Current Month Target Comparison

MI Reporting Month ▼

- April 2021
- May 2021
- June 2021
- July 2021
- August 2021
- September 2021
- October 2021
- November 2021
- December 2021
- January 2022
- February 2022
- March 2022
- April 2022

- NEET %
- NEET Target %



CYPE - MI Report

SEND NEET and Not Known Breakdown

MI Reporting Month

- April 2021
- May 2021
- June 2021
- July 2021
- August 2021
- September 2021
- October 2021
- November 2021
- December 2021
- January 2022
- February 2022
- March 2022
- April 2022

Select District

- Select all
- Ashford
- Canterbury
- Dartford
- Dover
- Folkestone & Hythe
- Gravesham
- Maidstone
- Sevenoaks
- Swale
- Thanet
- Tonbridge and Malling
- Tunbridge Wells

Select Academic Age

- Select all
- 16
- 17

Characteristic

- SEN Support

3,813

Overall Cohort

209

NEET Cohort

77

Not Known Cohort

286

NEET and Not Known Cohort

7.5%

NEET and Not Known %

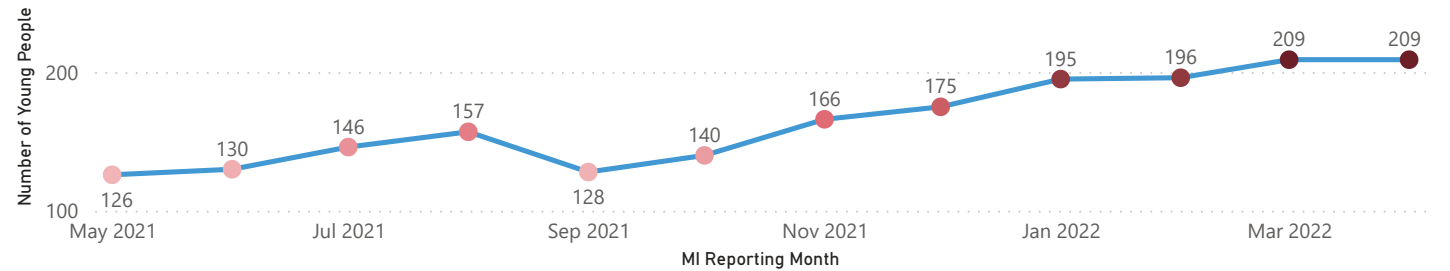
5.5%

NEET %

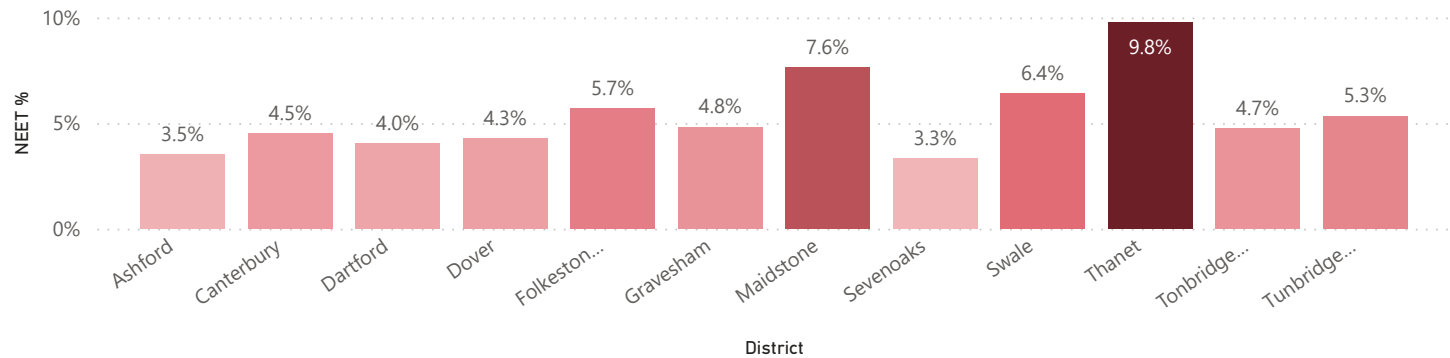
2.0%

Not Known %

NEET Cohort by District



NEET Cohort by District



CYPE - MI Report

SEND NEET and Not Known Breakdown

MI Reporting Month

- April 2021
- May 2021
- June 2021
- July 2021
- August 2021
- September 2021
- October 2021
- November 2021
- December 2021
- January 2022
- February 2022
- March 2022
- April 2022

Select Academic Age

- Select all
- 16
- 17

Characteristic

- SEND (EHCP)

Select District

- Select all
- Ashford
- Canterbury
- Dartford
- Dover
- Folkestone & Hythe
- Gravesham
- Maidstone
- Sevenoaks
- Swale
- Thanet
- Tonbridge and Malling
- Tunbridge Wells

1,811

Overall Cohort

121

NEET Cohort

47

Not Known Cohort

168

NEET and Not Known Cohort

9.3%

NEET and Not Known %

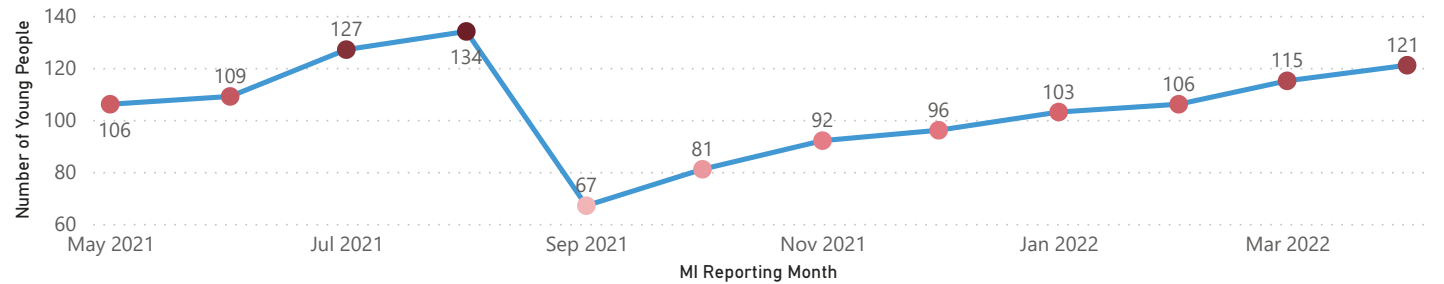
6.7%

NEET %

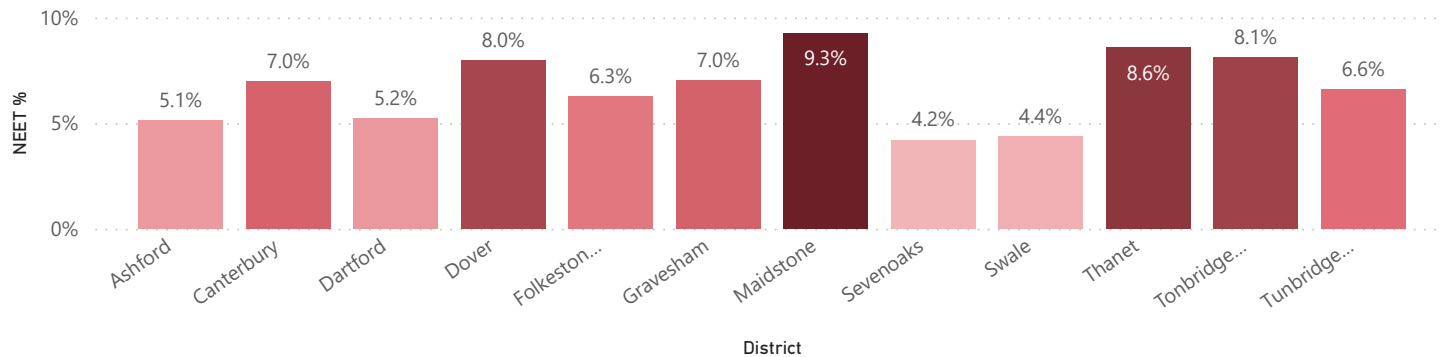
2.6%

Not Known %

NEET Cohort by District



NEET Cohort by District



CYPE - MI Report

Youth Offending Team NEET and Not Known Breakdown

MI Reporting Month

- April 2021
- May 2021
- June 2021
- July 2021
- August 2021
- September 2021
- October 2021
- November 2021
- December 2021
- January 2022
- February 2022
- March 2022
- April 2022

Select District

- Select all
- Ashford
- Canterbury
- Dartford
- Dover
- Gravesham
- Maidstone
- Sevenoaks
- Swale
- Thanet
- Tonbridge and Malling
- Tunbridge Wells

Select Academic Age

- Select all
- 16
- 17

Characteristic

- Supervised By Yots

44.8%

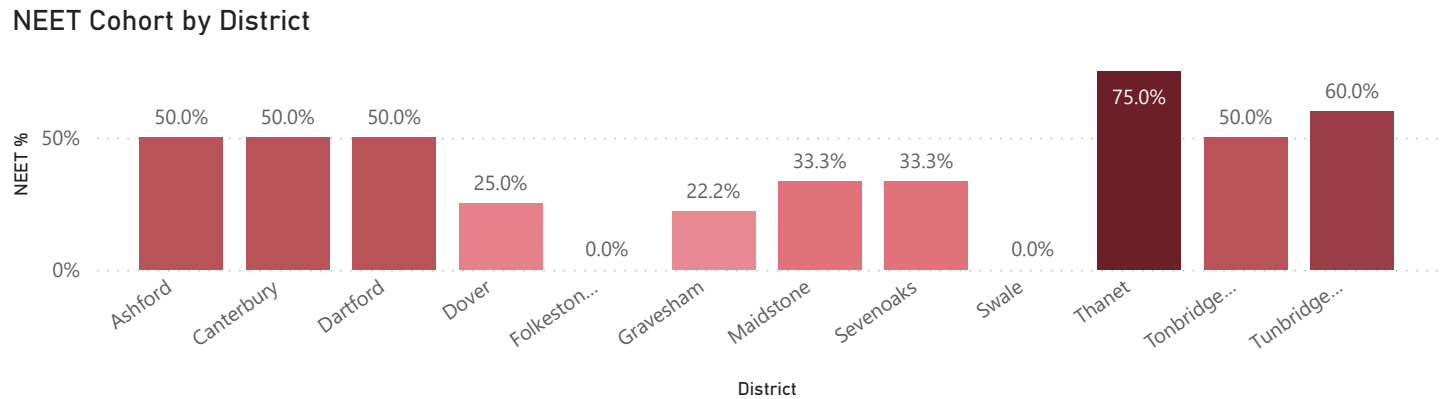
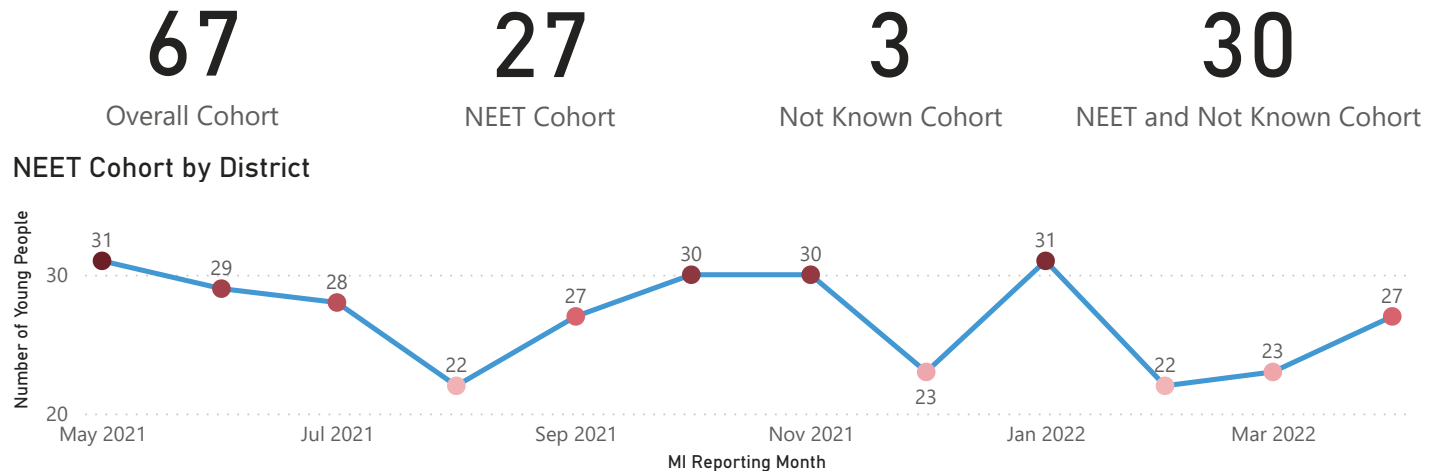
NEET and Not Known %

40.3%

NEET %

4.5%

Not Known %



CYPE - MI Report

Children's Social Work Services NEET and Not Known Breakdown

MI Reporting Month

- April 2021
- May 2021
- June 2021
- July 2021
- August 2021
- September 2021
- October 2021
- November 2021
- December 2021
- January 2022
- February 2022
- March 2022
- April 2022

Select Academic Age

- Select all
- 16
- 17

Characteristic

- Looked After

Select District

- Select all
- Ashford
- Canterbury
- Dartford
- Dover
- Folkestone & Hythe
- Gravesham
- Maidstone
- Sevenoaks
- Swale
- Thanet
- Tonbridge and Malling
- Tunbridge Wells

23.5%

NEET and Not Known %

20.3%

NEET %

3.2%

Not Known %

571

Overall Cohort

116

NEET Cohort

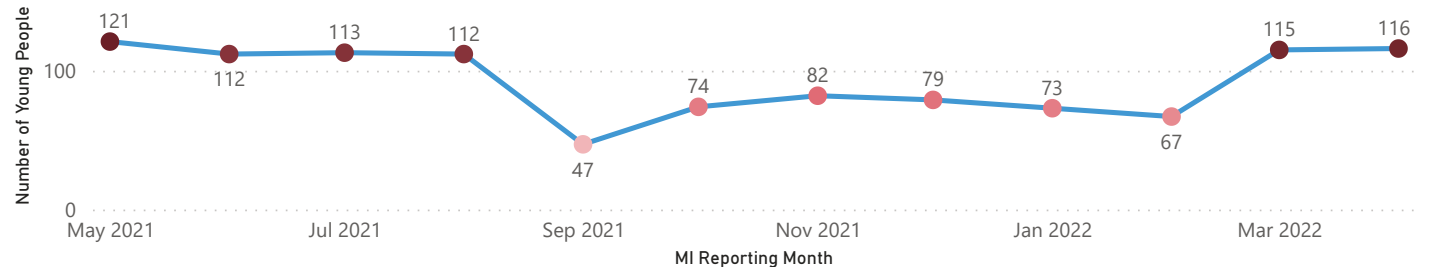
18

Not Known Cohort

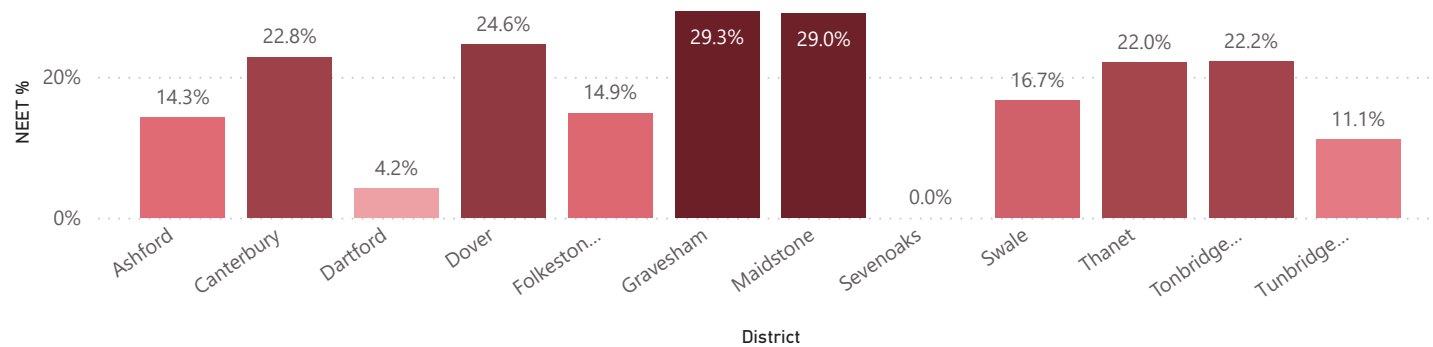
134

NEET and Not Known Cohort

NEET Cohort by District



NEET Cohort by District



CYPE - MI Report

Children's Social Work Services NEET and Not Known Breakdown

MI Reporting Month

- April 2021
- May 2021
- June 2021
- July 2021
- August 2021
- September 2021
- October 2021
- November 2021
- December 2021
- January 2022
- February 2022
- March 2022
- April 2022

Select District

- Select all
- Ashford
- Canterbury
- Dartford
- Dover
- Folkestone & Hythe
- Gravesham
- Swale
- Thanet
- Tonbridge and Malling
- Tunbridge Wells

Select Academic Age

- Select all
- 16
- 17

Characteristic

- Refugee

29.2%

NEET and Not Known %

24.6%

NEET %

4.6%

Not Known %

65

Overall Cohort

16

NEET Cohort

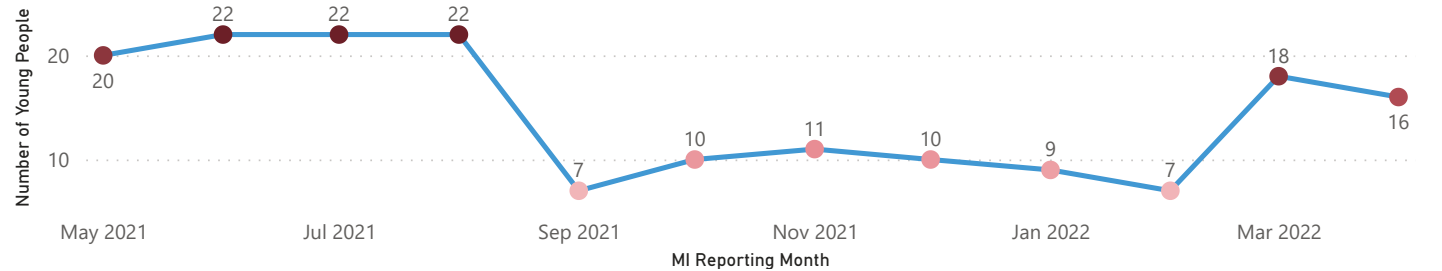
3

Not Known Cohort

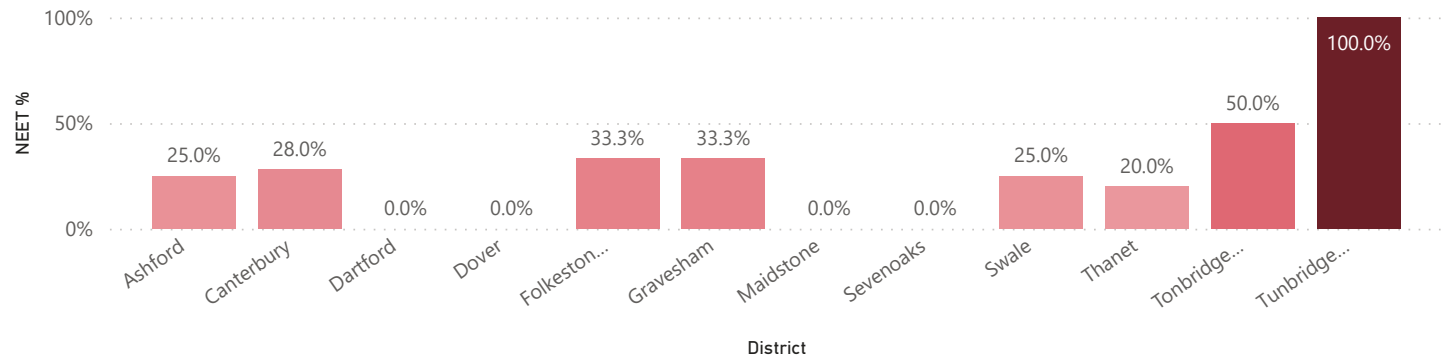
19

NEET and Not Known Cohort

NEET Cohort by District



NEET Cohort by District



CYPE - MI Report

Early Help NEET and Not Known Breakdown

MI Reporting Month

- April 2021
- May 2021
- June 2021
- July 2021
- August 2021
- September 2021
- October 2021
- November 2021
- December 2021
- January 2022
- February 2022
- March 2022
- April 2022

Select Academic Age

- Select all
- 16
- 17

Characteristic

- Carer Not Own Child

Select District

- Select all
- Ashford
- Canterbury
- Dartford
- Dover
- Folkestone & Hythe
- Gravesham
- Maidstone
- Sevenoaks
- Swale
- Thanet
- Tonbridge and Malling

65.0%

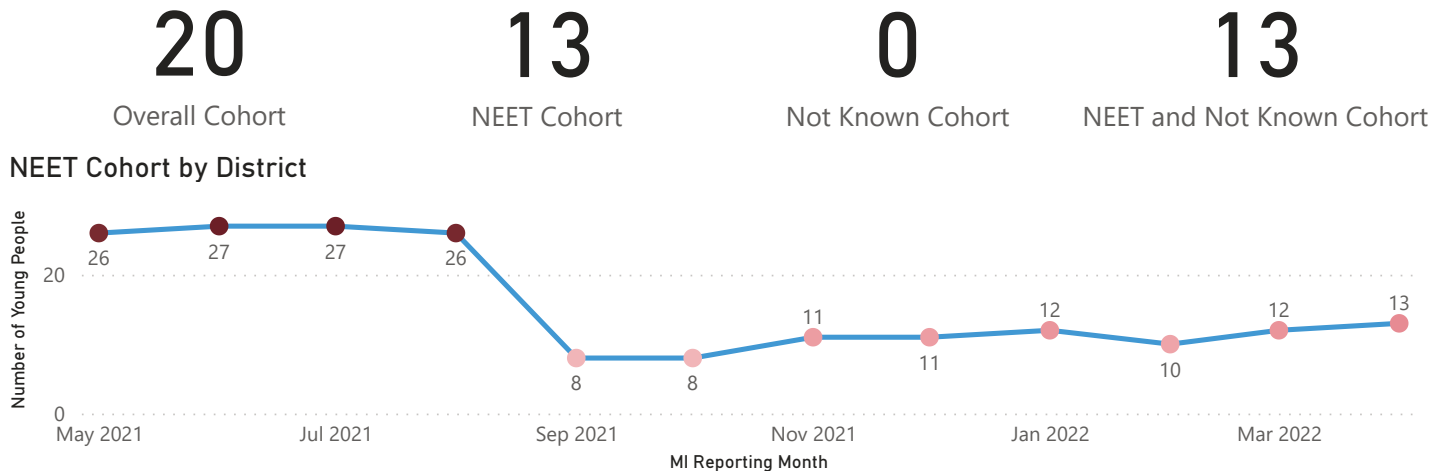
NEET and Not Known

65.0%

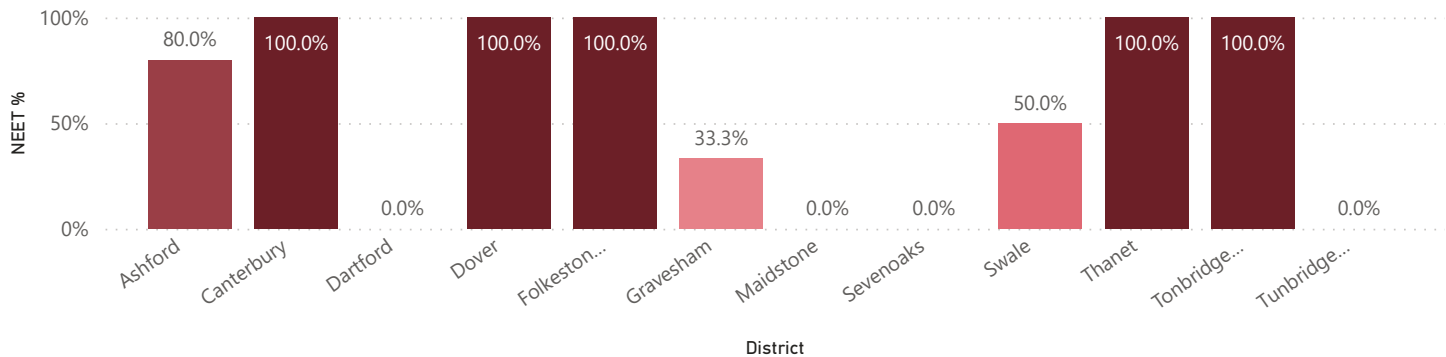
NEET

0.0%

Not Known



NEET Cohort by District



CYPE - MI Report

Early Help NEET and Not Known Breakdown

MI Reporting Month

- April 2021
- May 2021
- June 2021
- July 2021
- August 2021
- September 2021
- October 2021
- November 2021
- December 2021
- January 2022
- February 2022
- March 2022
- April 2022

Select Academic Age

- Select all
- 16
- 17

Characteristic

- Caring For Own Child

Select District

- Select all
- Ashford
- Canterbury
- Dartford
- Dover
- Folkestone & Hythe
- Gravesham
- Maidstone
- Sevenoaks
- Swale
- Thanet
- Tonbridge and Malling
- Tunbridge Wells

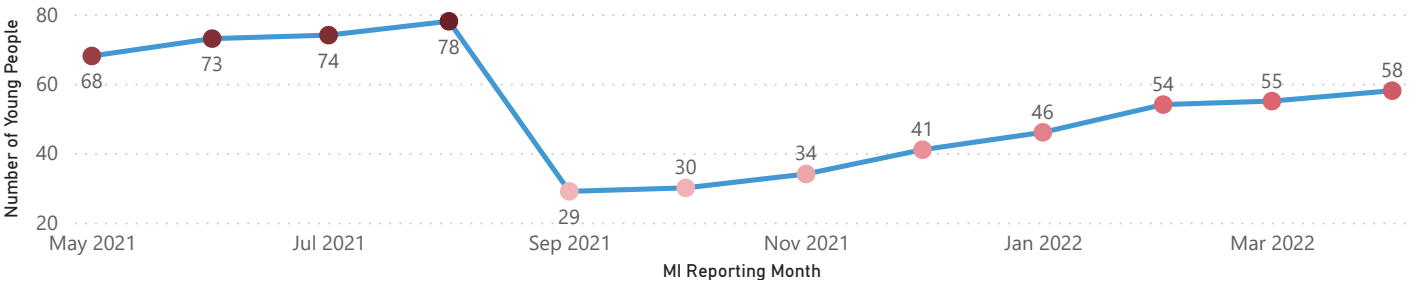
81.7%
NEET and Not Known

81.7%
NEET

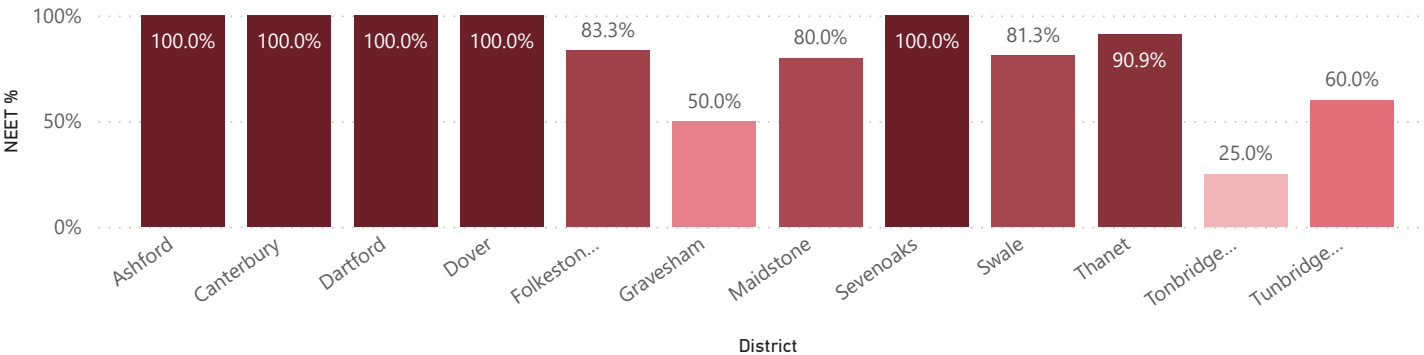
0.0%
Not Known

71 Overall Cohort 58 NEET Cohort 0 Not Known Cohort 58 NEET and Not Known Cohort

NEET Cohort by District



NEET Cohort by District



CYPE - MI Report

Early Help NEET and Not Known Breakdown

MI Reporting Month

- October 2021
- November 2021
- December 2021
- January 2022
- February 2022
- March 2022
- April 2022

Select Academic Age

- Select all
- 16

Characteristic

- Parent

Select District

- Select all
- Gravesham

100.0%

NEET and Not Known

100.0%

NEET

0.0%

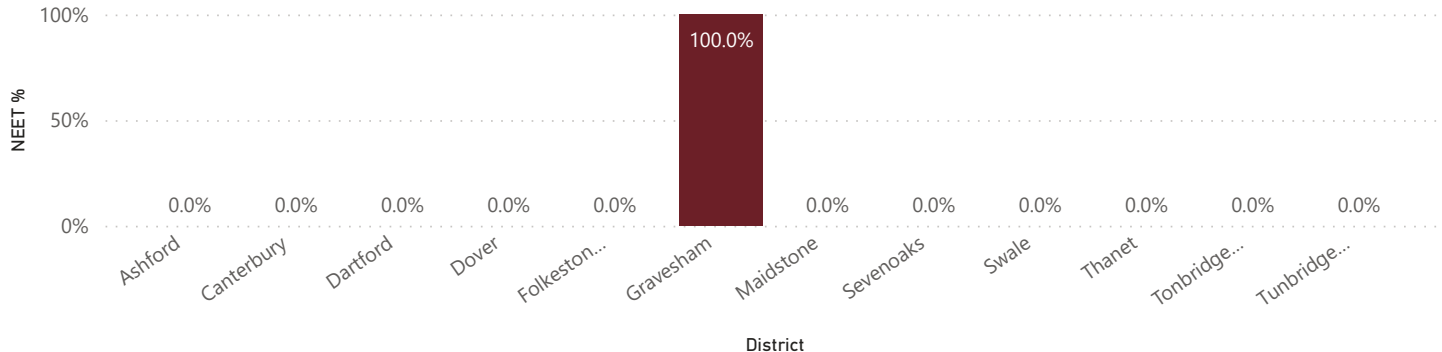
Not Known



NEET Cohort by District



NEET Cohort by District



CYPE - MI Report

Early Help NEET and Not Known Breakdown

MI Reporting Month

- April 2021
- May 2021
- June 2021
- July 2021
- August 2021
- September 2021
- October 2021
- November 2021
- December 2021
- January 2022
- February 2022
- March 2022
- April 2022

Select Academic Age

- Select all
- 16
- 17

Characteristic

- Pregnancy

Select District

- Select all
- Ashford
- Canterbury
- Dartford
- Dover
- Folkestone & Hythe
- Gravesham
- Maidstone
- Sevenoaks
- Swale
- Thanet
- Tonbridge and Malling
- Tunbridge Wells

91.4%

NEET and Not Known

91.4%

NEET

0.0%

Not Known

35

Overall Cohort

32

NEET Cohort

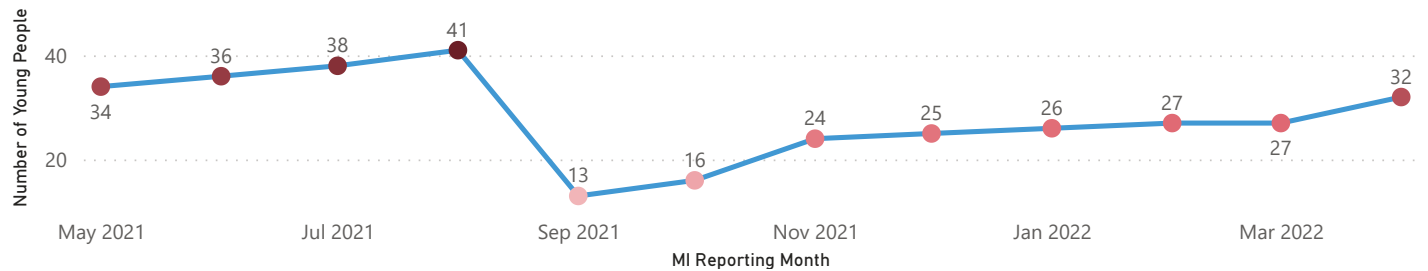
0

Not Known Cohort

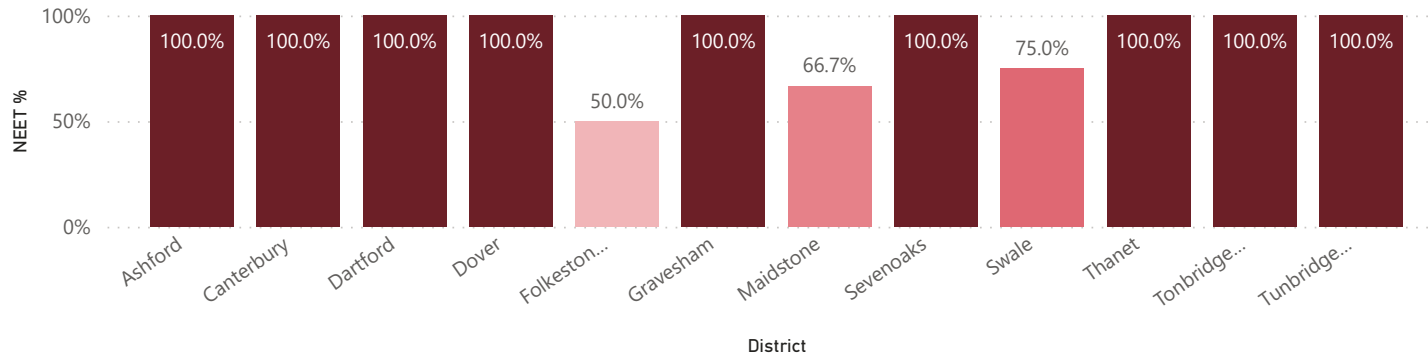
32

NEET and Not Known Cohort

NEET Cohort by District



NEET Cohort by District



CYPE - MI Report

Early Help NEET and Not Known Breakdown

MI Reporting Month

- April 2021
- May 2021
- June 2021
- July 2021
- August 2021
- September 2021
- October 2021
- November 2021
- December 2021
- January 2022
- February 2022
- March 2022
- April 2022

Select Academic Age

- Select all
- 16
- 17

Characteristic

- Teenage Mother

Select District

- Select all
- Ashford
- Canterbury
- Dartford
- Dover
- Folkestone & Hythe
- Gravesham
- Maidstone
- Sevenoaks
- Swale
- Thanet
- Tonbridge and Malling
- Tunbridge Wells

85.1%


NEET and Not Known

85.1%

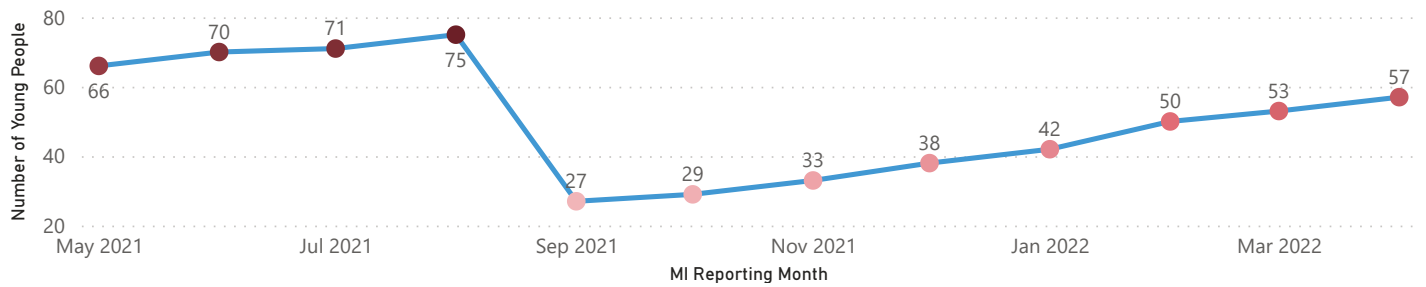
NEET

0.0%

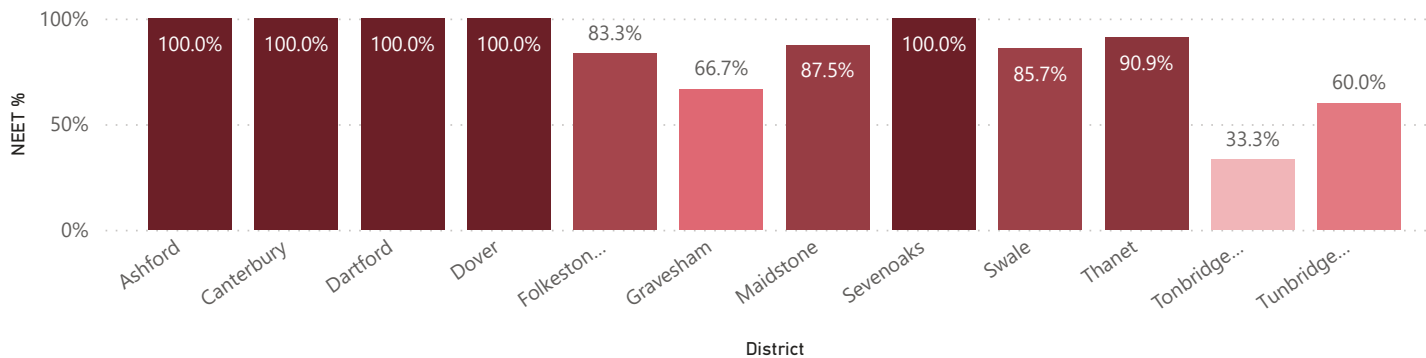
Not Known



NEET Cohort by District



NEET Cohort by District



CYPE - MI Report

Statistical Neighbours - March 2022

The distance between any two local authorities is defined as the weighted Euclidean distance between the authorities using each of the background variables identified below as "Closeness".

"Closeness"	LA Name	Academic Age16-17 (Y12-Y13) NEET %	Y12 NEET%	Y13 NEET%	Academic Age 16 17 (Y12-Y13) NK %	Y12 NK%	Y13 NK%	Academic Age 16 17 (Y12-13) In Learning %	Y12 In Learning %	Y13 In Learning %
1	Kent	2.8%	2.1%	3.6%	2.2%	1.2%	3.3%	91.6%	95.2%	87.9%
2	England	2.6%	1.9%	3.3%	2.0%	1.1%	2.9%	93.1%	95.7%	90.4%
3	South East England	2.2%	1.7%	2.8%	2.9%	2.0%	3.8%	92.2%	95.0%	89.4%
4	Essex	2.6%	2.0%	3.2%	1.5%	0.5%	2.4%	93.0%	96.0%	90.2%
5	East Sussex	3.8%	3.1%	4.5%	1.1%	0.8%	1.4%	90.5%	93.8%	87.2%
6	Swindon	1.7%	1.0%	2.3%	4.8%	3.3%	6.3%	91.5%	94.8%	88.1%
7	Worcestershire	3.2%	2.9%	3.6%	2.2%	0.6%	3.9%	92.1%	94.7%	89.4%
8	West Northamptonshire	1.7%	1.2%	2.1%	0.5%	0.2%	0.8%	95.7%	97.6%	93.8%
9	Lancashire	2.6%	1.9%	3.3%	2.6%	1.7%	3.5%	92.8%	95.4%	90.1%
10	Nottinghamshire	2.5%	1.7%	3.3%	3.1%	1.3%	4.8%	93.3%	96.8%	89.9%
11	Warwickshire	1.8%	1.5%	2.1%	1.6%	0.4%	2.7%	95.1%	97.3%	92.9%

CYPE - MI Report

NEET Joiners

MI Reporting Month ▼

- 30 April 2021
- 31 May 2021
- 30 June 2021
- 31 July 2021
- 31 August 2021
- 30 September 2021
- 31 October 2021
- 30 November 2021
- 31 December 2021
- 31 January 2022
- 28 February 2022
- 31 March 2022
- 30 April 2022

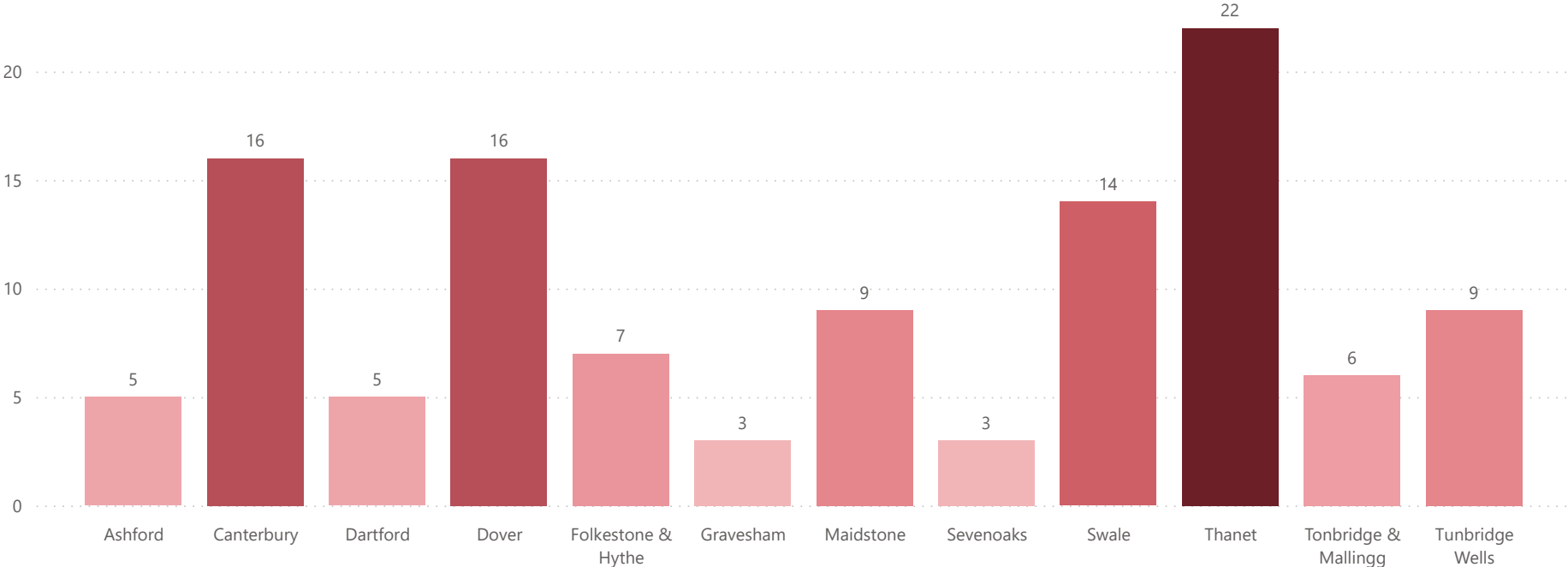
Select Academic A... ▼

- Select all
- 16
- 17

115

Number of NEET Joiners in Period

Number of NEET Joiners by District



CYPE - MI Report

NEET Leavers

MI Reporting Month ▼

- 30 April 2021
- 31 May 2021
- 30 June 2021
- 31 July 2021
- 31 August 2021
- 30 September 2021
- 31 October 2021
- 30 November 2021
- 31 December 2021
- 31 January 2022
- 28 February 2022
- 31 March 2022
- 30 April 2022

Select Academic A... ▼

- Select all
- 16
- 17

162

Number of NEET Leavers in Period

Number of NEET Leavers by District

