

Education and Young People's Services

Young People Not in Education, Employment or Training (NEET)

Monthly Report - April 2015

Produced by: Management Information Unit, KCC

Publication Date: 13-May-15

The figures are based on the monthly submission made to DfE via NCCIS for Kent County Council . Academic age is the age of the young person on 31st August (i.e.: prior to the start of the academic year). The figures include all 16 -18 year olds based on academic age with a Kent County Council area postcode as their primary address.



Executive Summary

NEETs as a percentage of the 16-18 academic age group (Year 12, 13 and 14)

The NEET percentage includes an adjustment factor which assumes that 8% of currency expired not knowns are assumed to be NEET.

February 2014	5.82	February 2015	5.34
March 2014	5.95	March 2015	5.68
April 2014	6.05	April 2015	6.00

Not Knowns as a percentage of the 16-18 academic age group (Year 12, 13 and 14)

February 2014	4.69	February 2015	10.54
March 2014	5.8	March 2015	9.62
April 2014	8.67	April 2015	9.74

Progress Tracking

The percentage of Not Knowns remains under 10% for the second month. Over 1500 young peoples' currency expired in April which would have increased the Not Known rate to 12.5%. During April a total of 1425 young people have had their status updated; almost 80% of that number was through direct contact by telephone. In addition to this, there were 1750 unsuccessful attempted telephone contacts.

There is a similar challenge for May, as more young people's status expires towards the end of the academic year and there are no mass enrolments at school or colleges. In response KCC will continue to work with Welfare Call and expand its use of social media to keep on top of the Not Knowns.

Planned Activity

An agreement has been reached with the Kent Association of Training Organisations (KATO) that will facilitate the collection of enrolment and leaver data from Training Providers who operate in Kent. The Skills and Employability Service will contact the 68 providers in May to establish a timetable for the collection of tracking data.

Educated t Home (EHE) officers to make contact with all current year 11's registered as EHE by the end of term, in order to try to establish their education/ training provision for year 12 (September 15). Any information will be input by the EHE officer onto IYSS.

Please note not all EHE families will engage with the LA, where that is the case, the officer will record on IYSS that we that they have not been able to engage with those families.

Youth Justice in the next month is working with Skills & Employability to provide bespoke employment training for the NEET population. Additionally work is being done to further enhance partnerships with Arts providers with a view to developing the confidence and competencies of the young people known to youth justice to increase their employability.

Troubled Families are doing the following:

- TF Programme funding has been used to create the Saturday Job scheme, which will provide 3 months paid employment opportunities for young people from the TF cohort. With the intention that the employer will retain them if the placement goes well. They will also support young people exiting the scheme in order to assist them in planning their next steps.
- 3 x Employability Officers who sit within the Skills and Employability (funded by TF) have been trained to use IYSS and will in future case manage their young people and capture their associated data in IYSS. They predominantly support young people into employment, training, apprenticeships, work placements and volunteering.
- 'Profiling' the TF Phase 2 cohort to identify NEETs and those at risk of becoming NEET to target support. This could include making a referral to the JobCentrePlus NEET worker where appropriate

Education and Young People's Services Performance Management

NEET Monthly Report - Kent

16-18 year old NEET Summary	Total Cohort 16-18	No. NEET 16-18	% NEET 16-18	NEET Target 16-18 Jan 2016	Diff from target	% NEET Age 16	% NEET Age 17	% NEET Age 18	Not knowns				
									Acad age 16	Acad age 17	Acad age 18	Total	% of cohort
Kent	52,951	2,837	6.00%	2.50%	3.50%	2.85%	5.74%	9.78%	713	1,561	2,882	5,156	9.74%
Ashford	4,642	244	5.93%	2.10%	3.83%	2.60%	6.55%	8.99%	56	152	260	468	10.08%
Canterbury	4,841	269	6.17%	2.04%	4.13%	3.06%	5.94%	9.62%	70	109	255	434	8.97%
Dartford	3,491	170	5.40%	2.54%	2.86%	2.18%	4.41%	9.97%	38	117	153	308	8.82%
Dover	3,951	204	5.85%	2.79%	3.06%	3.16%	5.28%	9.31%	73	126	216	415	10.50%
Gravesham	3,987	231	6.44%	2.52%	3.92%	2.12%	7.03%	10.77%	35	109	239	383	9.61%
Maidstone	5,488	270	5.46%	2.49%	2.97%	1.85%	4.90%	9.82%	55	115	304	474	8.64%
Sevenoaks	3,480	124	4.14%	1.64%	2.50%	2.47%	4.77%	5.40%	64	124	203	391	11.24%
Shepway	3,883	243	6.99%	3.03%	3.96%	3.19%	6.87%	11.33%	62	109	214	385	9.92%
Swale	5,391	367	7.55%	3.04%	4.51%	3.99%	5.82%	13.39%	74	166	271	511	9.48%
Thanet	5,300	342	7.34%	3.49%	3.85%	3.73%	7.12%	11.96%	78	207	337	622	11.74%
Tonbridge & Malling	4,489	200	4.99%	1.67%	3.32%	2.71%	4.56%	8.12%	50	124	243	417	9.29%
Tunbridge Wells	4,008	173	4.80%	1.65%	3.15%	2.80%	5.09%	6.75%	58	103	187	348	8.68%

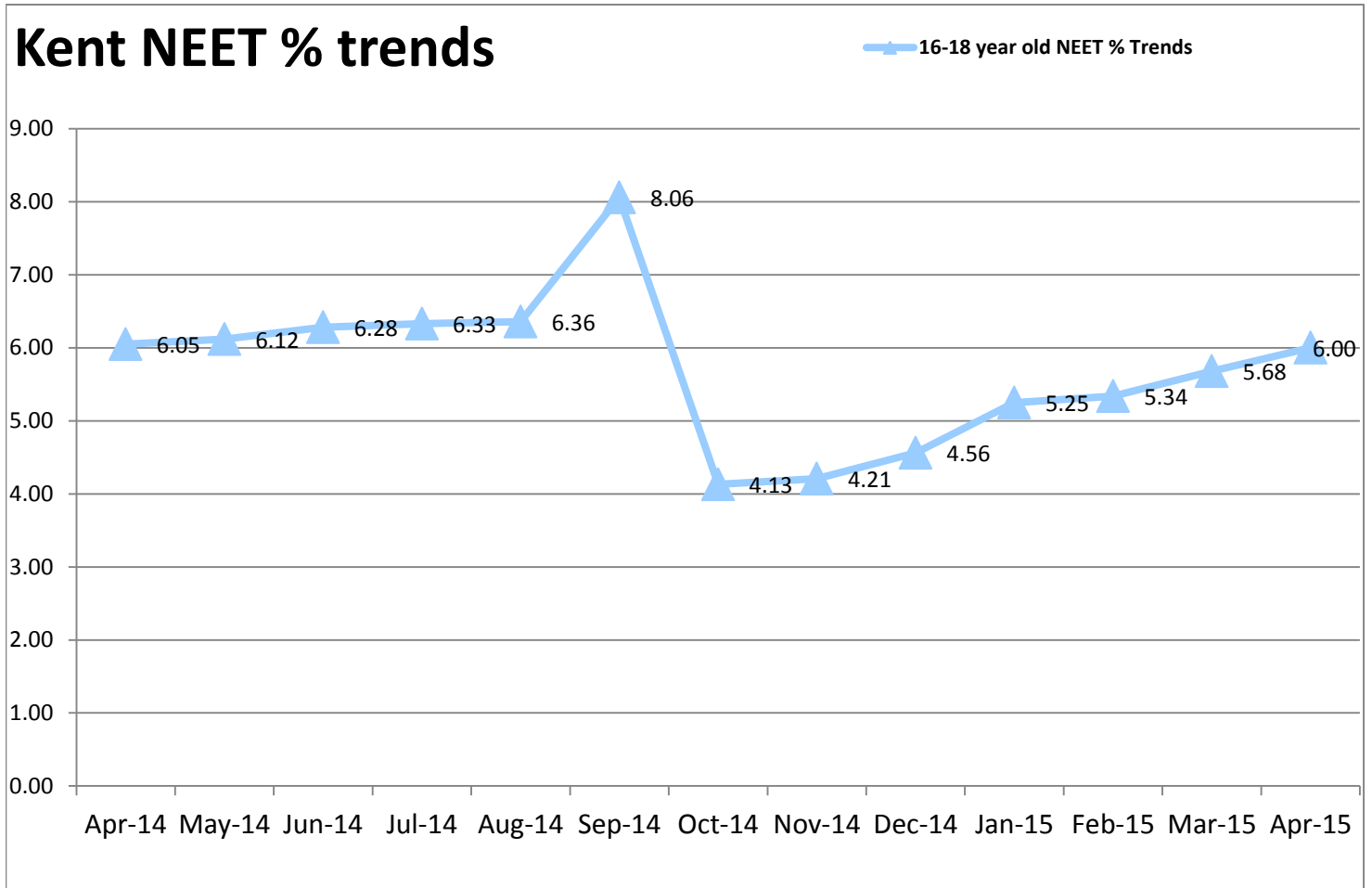
16-18 year old NEET % Trends	Apr-15	Mar-15	Feb-15	Jan-15	Dec-14	Nov-14	Oct-14	Sep-14	Aug-14	Jul-14	Jun-14	May-14	Apr-14
Kent	6.00	5.68	5.34	5.25	4.56	4.21	4.13	8.06	6.36	6.33	6.28	6.12	6.05
Ashford	5.93	5.55	4.99	4.78	4.29	4.30	3.83	8.34	6.33	6.29	5.99	5.76	5.63
Canterbury	6.17	5.74	5.20	4.98	4.48	3.86	3.93	7.90	5.27	5.21	5.09	5.00	4.89
Dartford	5.40	5.27	5.12	5.16	4.42	4.25	4.27	8.25	7.00	6.28	6.41	5.99	5.99
Dover	5.85	5.67	5.19	5.59	4.74	4.48	4.39	9.42	7.73	7.60	7.65	7.89	7.94
Gravesham	6.44	6.00	5.82	5.81	4.99	4.61	4.57	9.09	7.00	6.90	6.99	6.76	6.67
Maidstone	5.46	5.07	4.70	4.56	4.06	3.94	4.10	7.07	6.51	6.41	5.94	5.63	5.64
Sevenoaks	4.14	4.01	3.66	3.87	3.35	2.79	2.85	5.23	3.88	3.94	4.00	3.72	3.74
Shepway	6.99	6.89	6.53	6.07	5.06	4.68	4.71	9.42	7.17	7.39	7.18	7.09	7.00
Swale	7.55	7.33	7.22	7.15	6.51	6.00	5.76	10.63	7.95	7.78	7.57	7.25	7.04
Thanet	7.34	6.77	6.77	6.51	5.60	4.98	4.78	9.79	8.07	8.13	8.21	8.12	8.45
Tonbridge & Malling	4.99	4.72	4.35	4.25	3.48	3.17	3.05	5.57	4.73	4.52	4.72	4.77	4.44
Tunbridge Wells	4.80	4.37	3.63	3.55	2.91	2.65	2.57	4.93	4.39	4.69	4.88	4.67	4.39

16-18 year old Not Known % Trends	Apr-15	Mar-15	Feb-15	Jan-15	Dec-14	Nov-14	Oct-14	Sep-14	Aug-14	Jul-14	Jun-14	May-14	Apr-14
Kent	9.74	9.62	10.54	11.22	15.21	19.00	24.16	58.70	11.97	11.93	11.72	10.20	8.67
Ashford	10.08	9.89	9.89	10.57	14.98	18.73	25.79	56.67	11.39	11.91	10.12	8.33	7.57
Canterbury	8.97	8.36	9.22	10.03	13.57	15.62	23.73	59.44	8.87	8.16	8.36	7.92	5.48
Dartford	8.82	9.52	10.73	10.88	14.90	19.39	24.09	60.43	13.15	13.75	13.85	12.18	11.20
Dover	10.50	10.02	10.67	12.15	15.81	19.25	22.78	65.00	10.72	9.30	8.73	7.78	6.95
Gravesham	9.61	10.16	11.57	12.36	16.56	21.30	23.33	61.81	14.11	14.22	14.57	12.69	12.33
Maidstone	8.64	8.84	10.14	10.80	14.07	16.97	22.61	50.62	12.02	12.72	13.31	10.68	9.10
Sevenoaks	11.24	11.43	12.01	12.32	15.96	21.61	26.87	60.07	12.15	11.94	12.33	9.19	8.45
Shepway	9.92	9.64	10.28	11.36	16.01	21.59	24.23	54.45	13.39	12.93	13.15	12.22	11.18
Swale	9.48	9.03	10.76	11.13	15.40	18.66	26.39	57.95	13.52	13.97	13.21	11.69	8.06
Thanet	11.74	11.25	12.09	12.74	15.92	18.86	23.36	62.22	9.52	9.40	8.79	8.07	6.79
Tonbridge & Malling	9.29	8.86	10.05	10.64	14.99	19.07	23.75	59.21	13.79	13.56	13.61	12.37	11.05
Tunbridge Wells	8.68	8.98	9.34	9.89	14.93	19.13	23.25	59.06	11.96	11.93		9.82	7.40

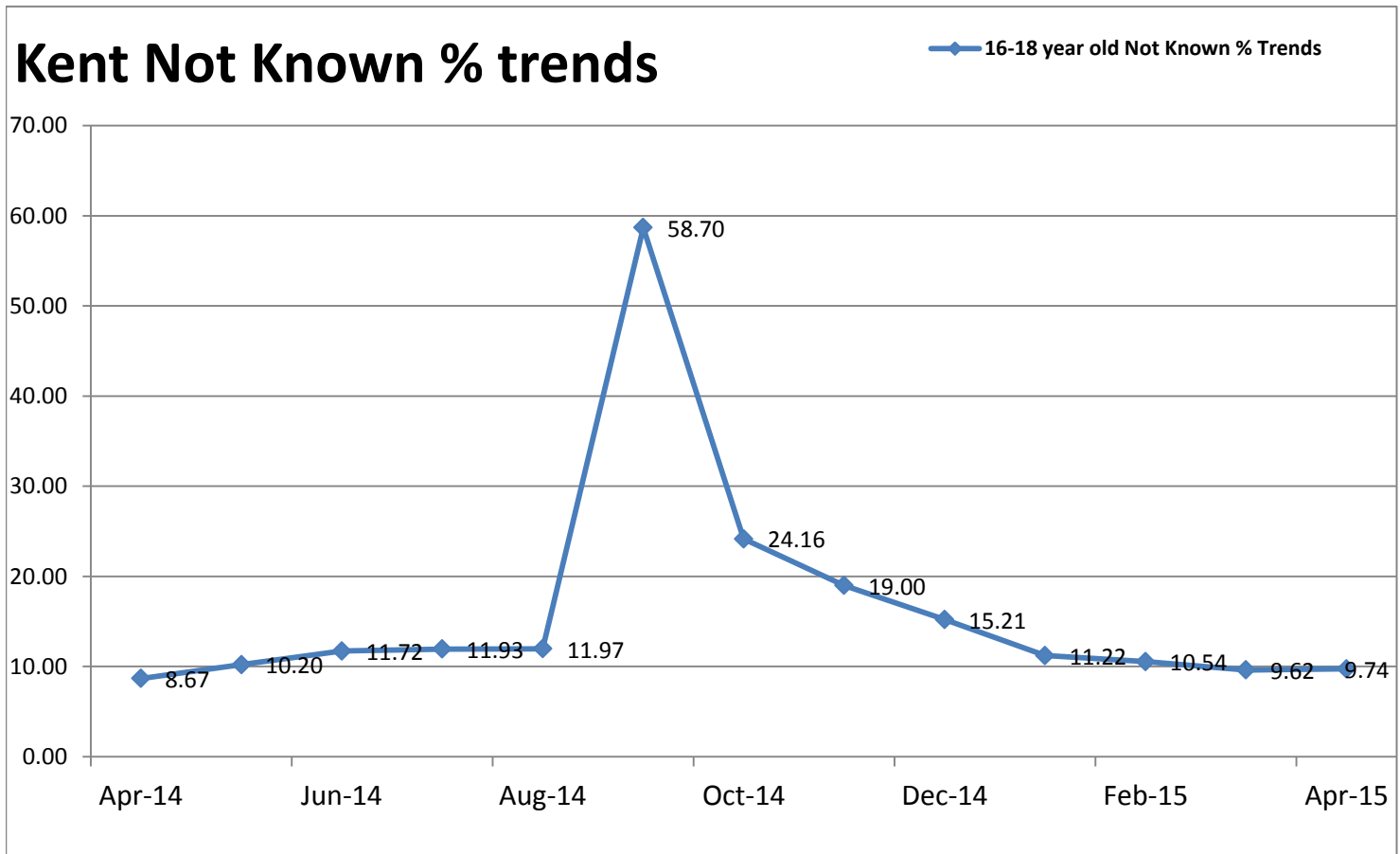
NEETs based on length of time in NEET	Equivalent - April 2014				
	0-6 weeks	7-13 weeks	14-26 weeks	27-52 weeks	52+ weeks
Kent	107	220	552	1033	925
Ashford	15	24	63	82	60
Canterbury	8	31	50	99	81
Dartford	2	5	31	60	72
Dover	9	17	35	75	68
Gravesham	6	12	39	92	82
Maidstone	11	20	41	97	101
Sevenoaks	9	10	20	55	30
Shepway	8	18	52	90	75
Swale	8	30	77	133	119
Thanet	17	20	72	115	118
Tonbridge & Malling	8	11	30	79	72
Tunbridge Wells	6	22	42	56	47

Progress RPA - Participating	
% Age 16	% Age 17
91.82%	81.02%
91.31%	76.42%
91.55%	83.10%
93.64%	82.83%
89.58%	81.88%
94.74%	82.64%
93.55%	84.44%
90.61%	79.63%
90.96%	79.87%
90.50%	79.65%
90.62%	78.22%
92.94%	82.13%
92.13%	82.00%

Kent NEET % trends



Kent Not Known % trends



Education and Young People's Services Performance Management

NEET Monthly Report - Kent

16-18 year old cohort by Vulnerable Group	Apr-15	Mar-15	Feb-15	Jan-15	Dec-14	Nov-14	Oct-14	Sep-14	Aug-14	Jul-14	Jun-14	May-14	Apr-14
Children in Care	667	666	672	673	678	692	680	688	747	746	714	698	701
Caring for own child	356	340	336	328	293	281	262	252	605	540	533	531	530
Asylum seeker	40	40	40	40	40	41	41	41	79	80	79	78	78
Carer not own child	87	83	79	77	72	73	73	71	84	84	84	86	86
Substance Misuse	72	72	72	71	71	101	99	98	136	149	160	163	162
Care Leaver	84	84	81	80	79	77	76	76	63	61	61	62	63
Supervised by YOT	239	237	236	231	257	289	285	259	166	180	181	201	204
Pregnancy	195	188	177	168	157	143	137	133	196	203	190	184	176
Parent not caring for own child	16	16	16	16	13	13	13	13	22	22	23	23	23
SEND (16-18 year olds)	2082	2082	2088	2086	2087	2094	2106	2114	2283	2279	2098	2099	2113
SEND (19+ year olds)	3895	3895	3898	3898	3900	3901	3902	3902	3196	3257	3312	3377	3871
Total 16-18 cohort with at least one vulnerable group	3381	3356	3339	3316	3279	3309	3295	3276	3822	3781	3599		3598

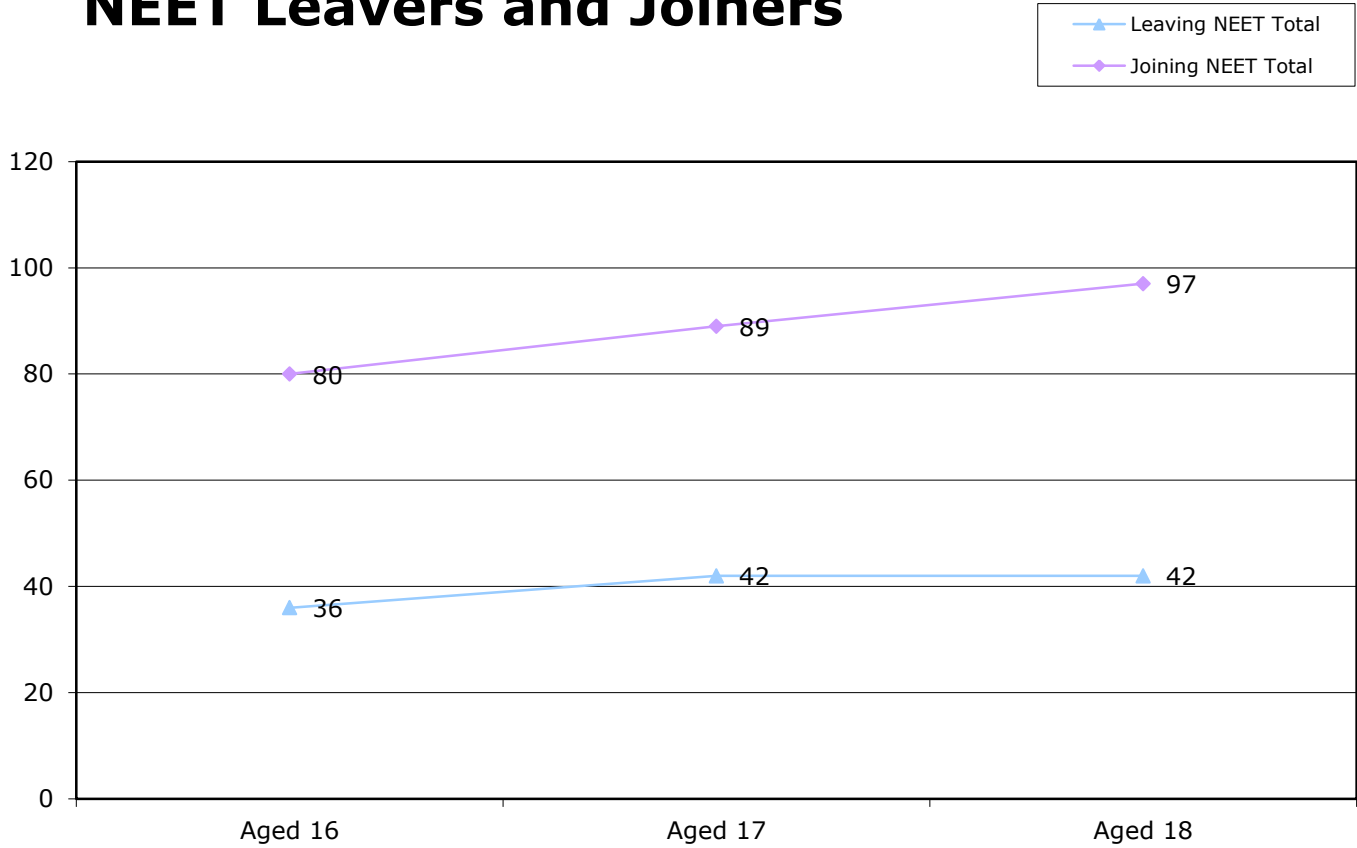
16-18 year old NEET by Vulnerable Group	Apr-15	Mar-15	Feb-15	Jan-15	Dec-14	Nov-14	Oct-14	Sep-14	Aug-14	Jul-14	Jun-14	May-14	Apr-14
Children in Care	114	107	98	97	94	91	78	98	165	159	159	154	158
Caring for own child	253	237	230	224	187	175	154	165	408	385	383	382	382
Asylum seeker	4	4	4	4	5	5	2	3	5	5	4	4	5
Carer not own child	30	28	25	23	21	18	17	18	29	30	28	28	29
Substance Misuse	14	14	11	14	12	19	15	18	32	47	60	60	59
Care Leaver	38	38	37	33	31	28	31	41	31	30	31	32	33
Supervised by YOT	83	83	77	75	85	75	57	47	63	71	77	80	85
Pregnancy	153	148	136	130	112	96	93	94	143	148	135	131	121
Parent not caring for own child	7	7	8	9	7	5	6	7	12	11	12	12	12
SEND (16-18 year olds)	191	193	174	168	166	154	147	157	295	305	256	252	258
SEND (19+ year olds)	836	837	833	834	830	826	841	858	748	725	735	748	822
Total 16-18 NEET with at least one vulnerable group	761	733	680	659	598	546	504	551	974	995	955		944

16-18 year old Not Knowns by Vulnerable Group	Apr-15	Mar-15	Feb-15	Jan-15	Dec-14	Nov-14	Oct-14	Sep-14	Aug-14	Jul-14	Jun-14	May-14	Apr-14
Children in Care	107	97	99	95	99	169	189	424	77	80	87	72	75
Caring for own child	45	38	38	35	38	44	45	63	37	38	52	39	37
Asylum seeker	12	9	10	10	10	16	21	30	19	19	23	19	20
Carer not own child	14	10	9	9	8	9	11	39	7	5	8	8	7
Substance Misuse	15	12	12	11	5	30	31	57	20	26	32	29	30
Care Leaver	18	18	16	18	12	16	16	17	8	10	13	13	11
Supervised by YOT	15	12	5	1	8	72	78	123	23	30	25	27	16
Pregnancy	20	14	14	14	15	14	13	25	8	9	13	11	11
Parent not caring for own child	3	1	0	0	0	1	2	5	3	4	4	3	3
SEND (16-18 year olds)	298	279	284	304	337	404	463	1300	213	211	183	180	195
SEND (19+ year olds)	2655	2548	2552	2529	2532	2520	2567	2875	1905	2019	2086	2153	2271
Total not known with at least one vulnerable group	478	428	429	441	474	645	726	1820	374	361	374		348

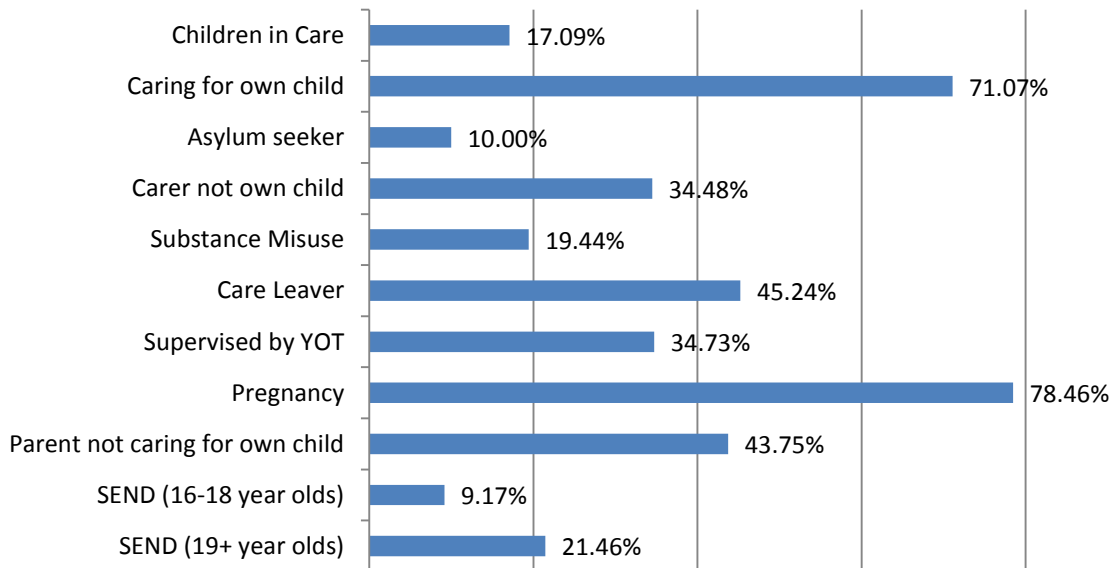
16-18 Year old NEET Leavers & Joiners	Aged 16	Aged 17	Aged 18	16-18 Total	Aged 19
Leaving NEET Total	36	42	42	120	93
Education	2	0	1	3	1
Employment	15	25	10	50	3
Government supported training	17	17	13	47	0
Re-engagement Provision	0	0	0	0	0
NEET in other area	0	0	0	0	0
Custodial Sentence	1	0	0	1	0
Moved Away	0	0	0	0	0
Cannot Be Contacted	0	0	0	0	0
Refused to disclose activity	0	0	0	0	0
Unknown Activity	0	0	18	18	0
Other Reason	1	0	0	1	89
Joining NEET Total	80	89	97	266	0
Education	31	26	5	62	0
Employment	6	11	40	57	0
Government supported training	15	7	6	28	0
Re-engagement Provision	0	0	0	0	0
NEET in other area	0	0	0	0	0
Other (inc custodial sentence)	28	45	46	119	0
Joiners>Leavers	-44	-47	-55	-146	93

16-18 Year Old NEET Labour Market Summary	No	%
Available:		
Working not for reward	55	2.37%
Not yet ready for work or learning	134	5.77%
Start Date agreed (other)	4	0.17%
Start Date agreed (RPA compliant)	62	2.67%
Seeking EET	2066	89.01%
Available Total	2321	100%
Unavailable:		
Young carers	17	3.29%
Teenage parents	219	42.44%
Illness	167	32.36%
Pregnancy	105	20.35%
Religious grounds	0	0.00%
Unlikely to be economically active	8	1.55%
Other reason	0	0.00%
Unavailable Total	516	100%

NEET Leavers and Joiners



% of Vulnerable Cohorts who are NEET



Education and Young People's Services Performance Management

NEET Monthly Report - Ashford

16-18 year old cohort by Vulnerable Group	Apr-15	Mar-15	Feb-15	Jan-15	Dec-14	Nov-14	Oct-14	Sep-14	Aug-14	Jul-14	Jun-14	May-14	Apr-14
Children in Care	56	56	55	55	53	56	56	63	70	71	70	70	70
Caring for own child	23	23	23	22	18	15	13	12	35	34	34	34	34
Asylum seeker	4	4	4	4	4	4	4	4	10	10	10	10	10
Carer not own child	10	10	10	10	10	10	10	10	9	9	9	9	9
Substance Misuse	7	7	7	7	6	6	6	6	9	11	12	12	12
Care Leaver	5	5	5	4	4	5	5	5	10	9	9	9	10
Supervised by YOT	13	13	13	14	15	17	18	20	8	10	11	13	13
Pregnancy	13	12	11	10	11	9	9	8	14	14	14	14	13
Parent not caring for own child	0	0	0	0	0	1	1	1	2	2	2	2	2
SEND (16-18 year olds)	153	153	153	152	152	155	157	170	183	183	174	174	175
SEND (19+ year olds)	319	319	319	319	320	322	323	323	249	252	257	263	319
Total 16-18 cohort with at least one vulnerable group	251	250	248	246	242	242	244	257	301	302	293		295

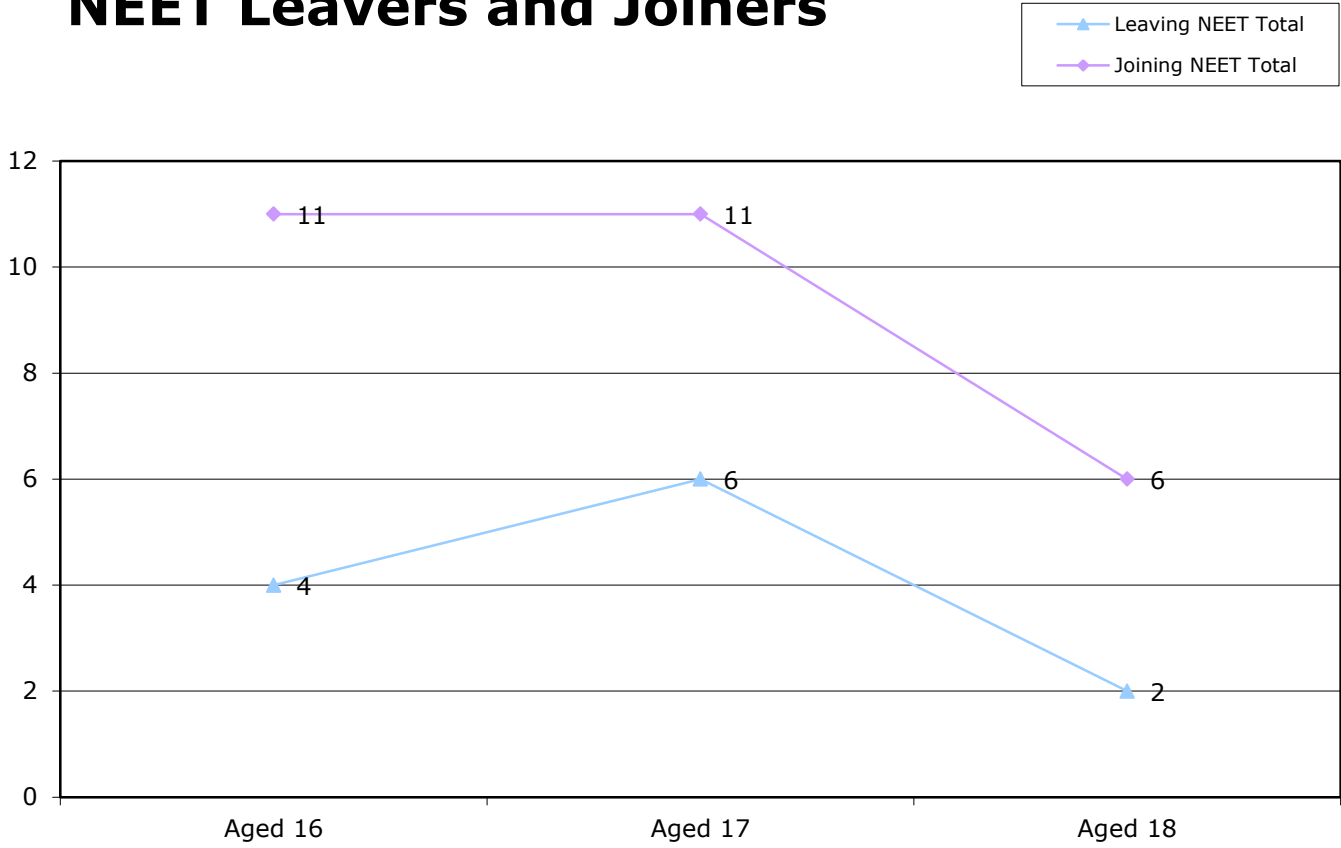
16-18 year old NEET by Vulnerable Group	Apr-15	Mar-15	Feb-15	Jan-15	Dec-14	Nov-14	Oct-14	Sep-14	Aug-14	Jul-14	Jun-14	May-14	Apr-14
Children in Care	14	14	12	12	9	9	7	12	15	16	17	17	15
Caring for own child	17	17	16	15	10	7	5	5	22	21	21	21	22
Asylum seeker	0	0	0	0	0	0	0	0	0	0	0	0	0
Carer not own child	1	1	1	1	1	1	1	1	1	1	2	2	2
Substance Misuse	4	4	3	3	2	2	2	2	1	5	6	6	6
Care Leaver	3	3	3	3	3	4	4	4	6	6	6	6	7
Supervised by YOT	5	5	5	4	3	5	3	3	9	2	4	4	4
Pregnancy	10	8	7	6	5	3	3	2	1	9	9	10	9
Parent not caring for own child	0	0	0	0	0	1	1	1		1	1	1	1
SEND (16-18 year olds)	12	10	10	10	9	10	8	10	26	27	22	23	22
SEND (19+ year olds)	40	39	40	40	41	47	49	50	37	37	37	37	45
Total 16-18 NEET with at least one vulnerable group	53	48	44	42	32	30	25	33	69	73	70		70

16-18 year old Not Knowns by Vulnerable Group	Apr-15	Mar-15	Feb-15	Jan-15	Dec-14	Nov-14	Oct-14	Sep-14	Aug-14	Jul-14	Jun-14	May-14	Apr-14
Children in Care	12	11	8	6	6	13	14	37	8	7	6	5	11
Caring for own child	4	2	2	2	2	2	2	4	6	6	8	4	6
Asylum seeker	2	0	0	0	0	2	2	4	3	3	2	2	3
Carer not own child	2	1	1	1	1	1	1	7	1	1	1	1	1
Substance Misuse	1	1	0	0	0	0	1	3	0	0	0	0	0
Care Leaver	2	2	2	1	0	0	0	0	1	1	2	1	1
Supervised by YOT	1	1	1	1	2	1	4	7	1	2	2	1	2
Pregnancy	3	3	2	2	3	2	2	2	1	2	1	1	1
Parent not caring for own child	0	0	0	0	0	0	0	0	1	1	1	1	1
SEND (16-18 year olds)	22	21	20	20	26	32	37	96	20	19	16	14	14
SEND (19+ year olds)	244	233	234	232	235	239	243	272	179	181	186	191	202
Total not known with at least one vulnerable group	44	38	34	31	38	44	53	135	35	35	31		28

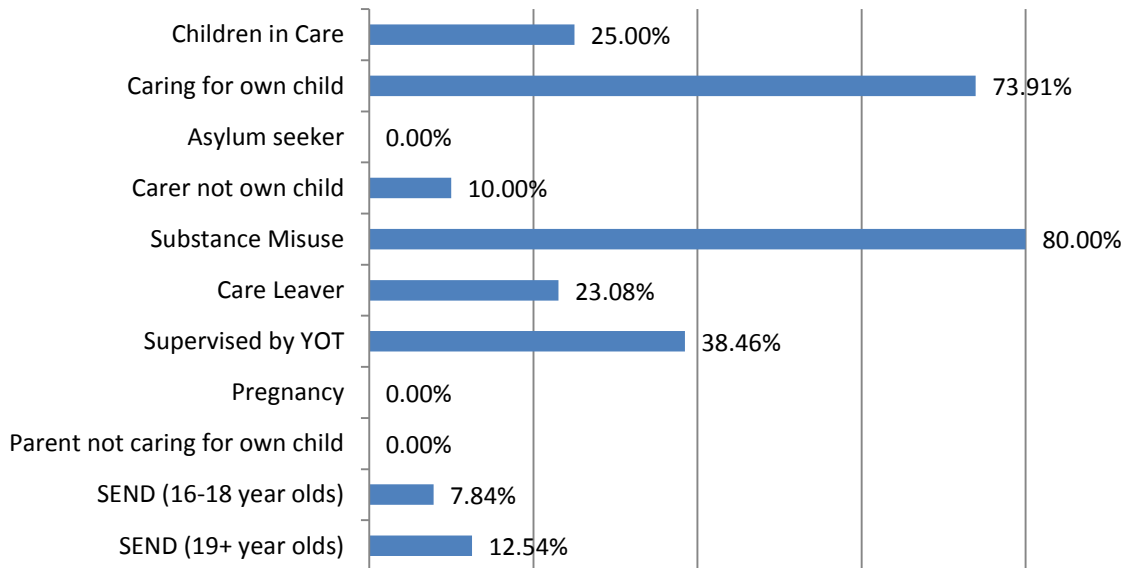
16-18 Year old NEET Leavers & Joiners	Aged 16	Aged 17	Aged 18	16-18 Total	Aged 19
Leaving NEET Total	4	6	2	12	7
Education	1	0	0	1	0
Employment	2	6	2	10	1
Government supported training	1	0	0	1	0
Re-engagement Provision	0	0	0	0	0
NEET in other area	0	0	0	0	0
Custodial Sentence	0	0	0	0	0
Moved Away	0	0	0	0	0
Cannot Be Contacted	0	0	0	0	0
Refused to disclose activity	0	0	0	0	0
Unknown Activity	0	0	0	0	0
Other Reason	0	0	0	0	6
Joining NEET Total	11	11	6	28	0
Education	2	5	1	8	0
Employment	2	0	1	3	0
Government supported training	3	2	0	5	0
Re-engagement Provision	0	0	0	0	0
NEET in other area	0	0	0	0	0
Other (inc custodial sentence)	4	4	4	12	0
Joiners>Leavers	-7	-5	-4	-16	7

16-18 Year Old NEET Labour Market Summary	No	%
Available:		
Working not for reward	5	2.38%
Not yet ready for work or learning	6	2.86%
Start Date agreed (other)	0	0.00%
Start Date agreed (RPA compliant)	2	0.95%
Seeking EET	197	93.81%
Available Total	210	100%
Unavailable:		
Young carers	0	0.00%
Teenage parents	14	41.18%
Illness	13	38.24%
Pregnancy	6	17.65%
Religious grounds	0	0.00%
Unlikely to be economically active	1	2.94%
Other reason	0	0.00%
Unavailable Total	34	100%

NEET Leavers and Joiners



% of Vulnerable Cohorts who are NEET



Education and Young People's Services Performance Management

NEET Monthly Report - Canterbury

16-18 year old cohort by Vulnerable Group	Apr-15	Mar-15	Feb-15	Jan-15	Dec-14	Nov-14	Oct-14	Sep-14	Aug-14	Jul-14	Jun-14	May-14	Apr-14
Children in Care	80	80	81	82	83	87	88	90	97	96	92	91	92
Caring for own child	33	31	32	32	28	28	26	23	45	37	37	36	36
Asylum seeker	7	7	7	6	6	7	7	7	13	13	13	12	12
Carer not own child	4	4	4	4	4	4	4	4	5	5	5	5	5
Substance Misuse	9	9	9	9	9	10	10	10	12	12	13	13	13
Care Leaver	6	6	6	7	7	6	6	6	1	1	1	1	1
Supervised by YOT	19	19	19	16	18	23	24	22	15	16	17	19	19
Pregnancy	20	20	18	16	13	10	11	9	17	15	14	14	14
Parent not caring for own child	0	0	1	1	0	0	0	0	1	1	1	1	1
SEND (16-18 year olds)	223	223	224	223	222	220	223	222	234	233	220	219	219
SEND (19+ year olds)	345	345	346	346	346	345	344	344	285	291	297	305	338
Total 16-18 cohort with at least one vulnerable group	348	346	345	341	334	337	341	338	377	369	356		353

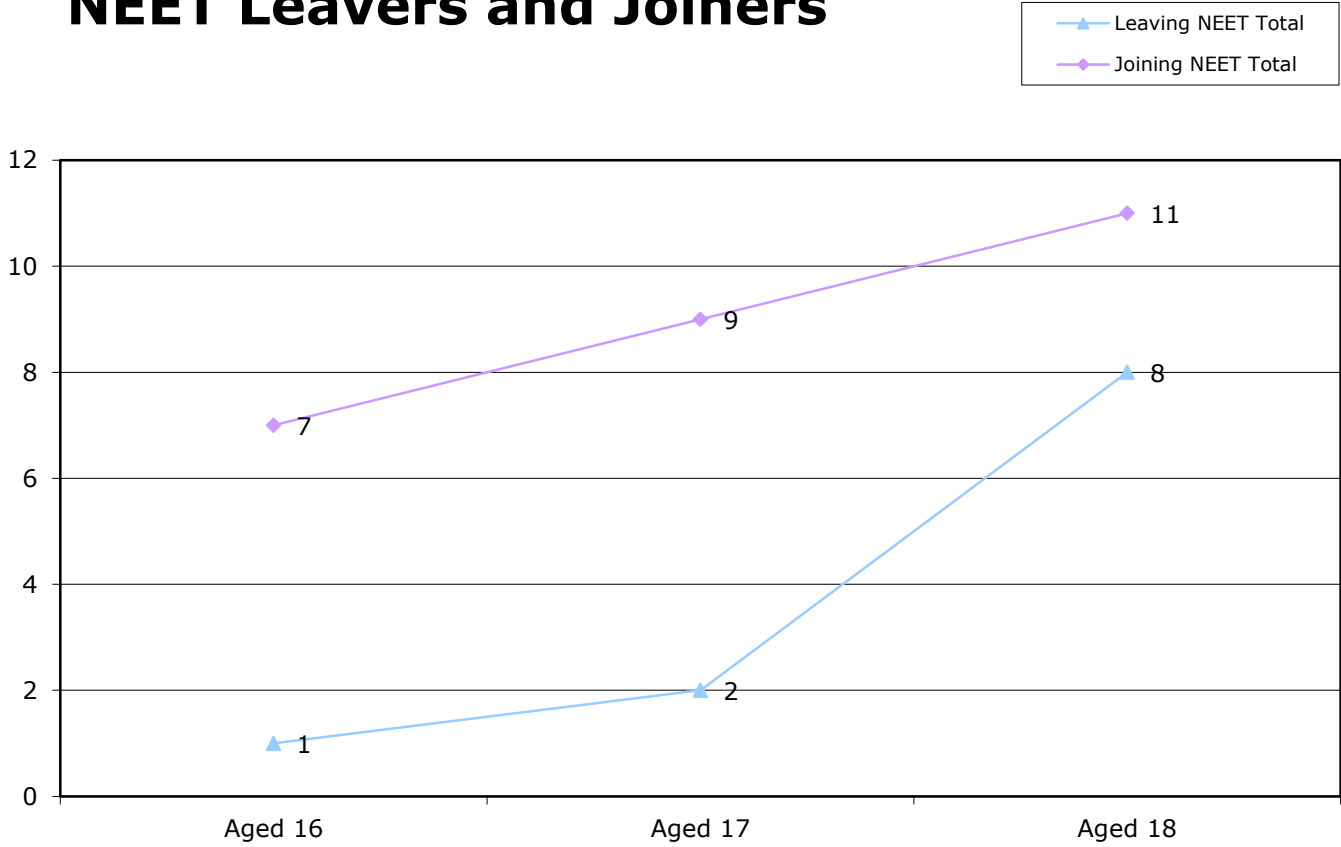
16-18 year old NEET by Vulnerable Group	Apr-15	Mar-15	Feb-15	Jan-15	Dec-14	Nov-14	Oct-14	Sep-14	Aug-14	Jul-14	Jun-14	May-14	Apr-14
Children in Care	12	11	11	10	9	9	9	8	12	11	10	10	9
Caring for own child	20	18	18	19	14	14	12	14	25	25	25	24	24
Asylum seeker	1	1	1	1	1	1	0	0	0	0	0	0	0
Carer not own child	0	0	0	0	0	0	0	0	1	1	1	1	1
Substance Misuse	1	1	1	0	0	0	0	2	2	3	3	3	3
Care Leaver	5	5	5	2	2	2	2	4	0	0	0	0	0
Supervised by YOT	7	7	6	3	4	3	5	5	3	4	5	5	11
Pregnancy	19	19	17	15	12	9	10	8	13	12	11	11	0
Parent not caring for own child	0	0	1	1	0	0	0	0	0	0	0	0	0
SEND (16-18 year olds)	23	25	23	21	18	18	20	19	30	29	24	22	20
SEND (19+ year olds)	77	77	77	78	77	75	76	80	71	74	75	77	80
Total 16-18 NEET with at least one vulnerable group	74	73	67	59	49	45	49	51	72	72	67		61

16-18 year old Not Knowns by Vulnerable Group	Apr-15	Mar-15	Feb-15	Jan-15	Dec-14	Nov-14	Oct-14	Sep-14	Aug-14	Jul-14	Jun-14	May-14	Apr-14
Children in Care	11	9	11	12	13	18	20	66	9	9	12	10	9
Caring for own child	6	5	5	5	6	7	7	7	2	1	5	1	0
Asylum seeker	3	2	2	2	2	3	4	6	1	1	2	1	1
Carer not own child	0	0	0	0	0	0	0	2	0	0	0	0	0
Substance Misuse	2	2	2	2	2	3	3	6	0	0	1	0	0
Care Leaver	0	0	0	2	1	0	0	0	0	0	1	1	1
Supervised by YOT	0	0	0	0	0	7	5	9	1	1	2	3	0
Pregnancy	0	0	0	0	0	0	0	1	0	0	0	0	0
Parent not caring for own child	0	0	0	0	0	0	0	0	0	0	0	0	0
SEND (16-18 year olds)	29	27	30	30	33	34	39	154	19	18	16	17	12
SEND (19+ year olds)	216	208	210	214	216	208	209	250	166	169	176	189	195
Total not known with at least one vulnerable group	45	40	44	47	50	61	66	213	29	27	33		21

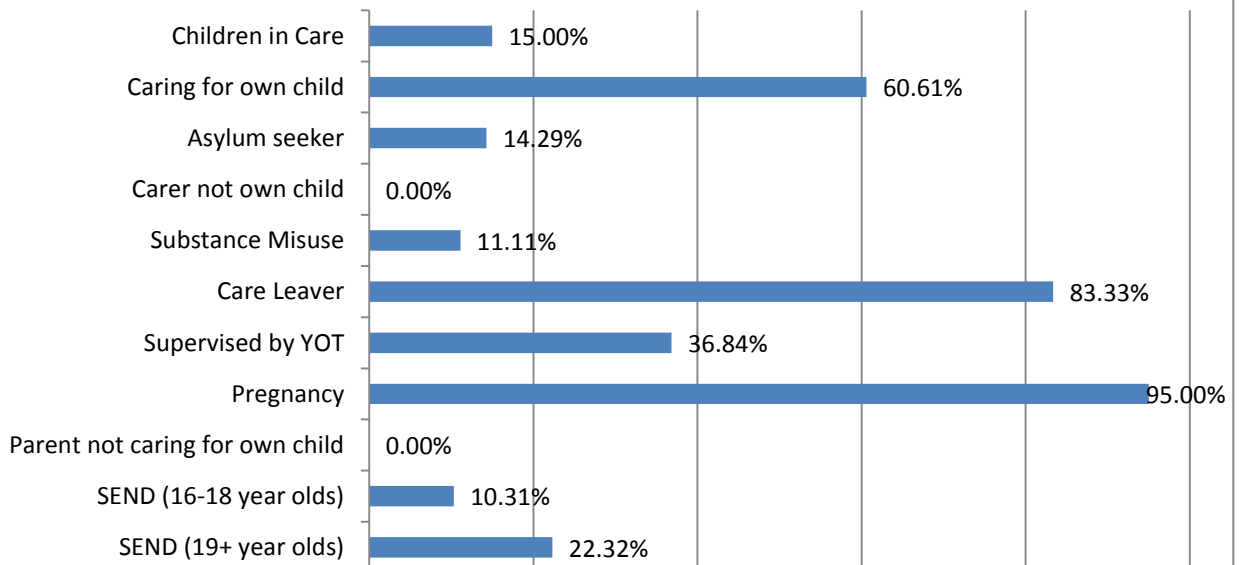
16-18 Year old NEET Leavers & Joiners	Aged 16	Aged 17	Aged 18	16-18 Total	Aged 19
Leaving NEET Total	1	2	8	11	9
Education	0	0	0	0	0
Employment	0	1	1	2	0
Government supported training	1	1	1	3	0
Re-engagement Provision	0	0	0	0	0
NEET in other area	0	0	0	0	0
Custodial Sentence	0	0	0	0	0
Moved Away	0	0	0	0	0
Cannot Be Contacted	0	0	0	0	0
Refused to disclose activity	0	0	0	0	0
Unknown Activity	0	0	6	6	0
Other Reason	0	0	0	0	9
Joining NEET Total	7	9	11	27	0
Education	3	3	0	6	0
Employment	1	2	3	6	0
Government supported training	1	0	0	1	0
Re-engagement Provision	0	0	0	0	0
NEET in other area	0	0	0	0	0
Other (inc custodial sentence)	2	4	8	14	0
Joiners>Leavers	-6	-7	-3	-16	9

16-18 Year Old NEET Labour Market Summary	No	%
Available:		
Working not for reward	6	2.94%
Not yet ready for work or learning	11	5.39%
Start Date agreed (other)	0	0.00%
Start Date agreed (RPA compliant)	3	1.47%
Seeking EET	184	90.20%
Available Total	204	100%
Unavailable:		
Young carers	0	0.00%
Teenage parents	19	29.23%
Illness	31	47.69%
Pregnancy	15	23.08%
Religious grounds	0	0.00%
Unlikely to be economically active	0	0.00%
Other reason	0	0.00%
Unavailable Total	65	100%

NEET Leavers and Joiners



% of Vulnerable Cohorts who are NEET



Education and Young People's Services Performance Management

NEET Monthly Report - Dartford

16-18 year old cohort by Vulnerable Group	Apr-15	Mar-15	Feb-15	Jan-15	Dec-14	Nov-14	Oct-14	Sep-14	Aug-14	Jul-14	Jun-14	May-14	Apr-14
Children in Care	24	25	26	25	28	30	28	31	29	28	27	27	28
Caring for own child	14	14	14	14	13	13	11	10	22	22	21	21	21
Asylum seeker	1	1	1	1	1	1	0	0	0	0	0	0	0
Carer not own child	5	5	5	5	5	5	5	5	6	6	6	7	7
Substance Misuse	1	1	1	1	1	2	2	2	3	3	4	4	4
Care Leaver	2	2	2	2	2	2	2	2	2	2	2	2	2
Supervised by YOT	9	9	10	10	12	14	14	15	11	11	10	11	12
Pregnancy	3	3	3	3	3	2	3	3	7	7	8	7	7
Parent not caring for own child	1	1	1	1	1	1	0	0	0	0	0	0	0
SEND (16-18 year olds)	113	114	114	115	116	115	114	119	137	137	128	128	131
SEND (19+ year olds)	248	248	248	248	248	248	248	248	205	211	216	220	252
Total 16-18 cohort with at least one vulnerable group	163	165	166	166	167	167	163	169	196	196	189		193

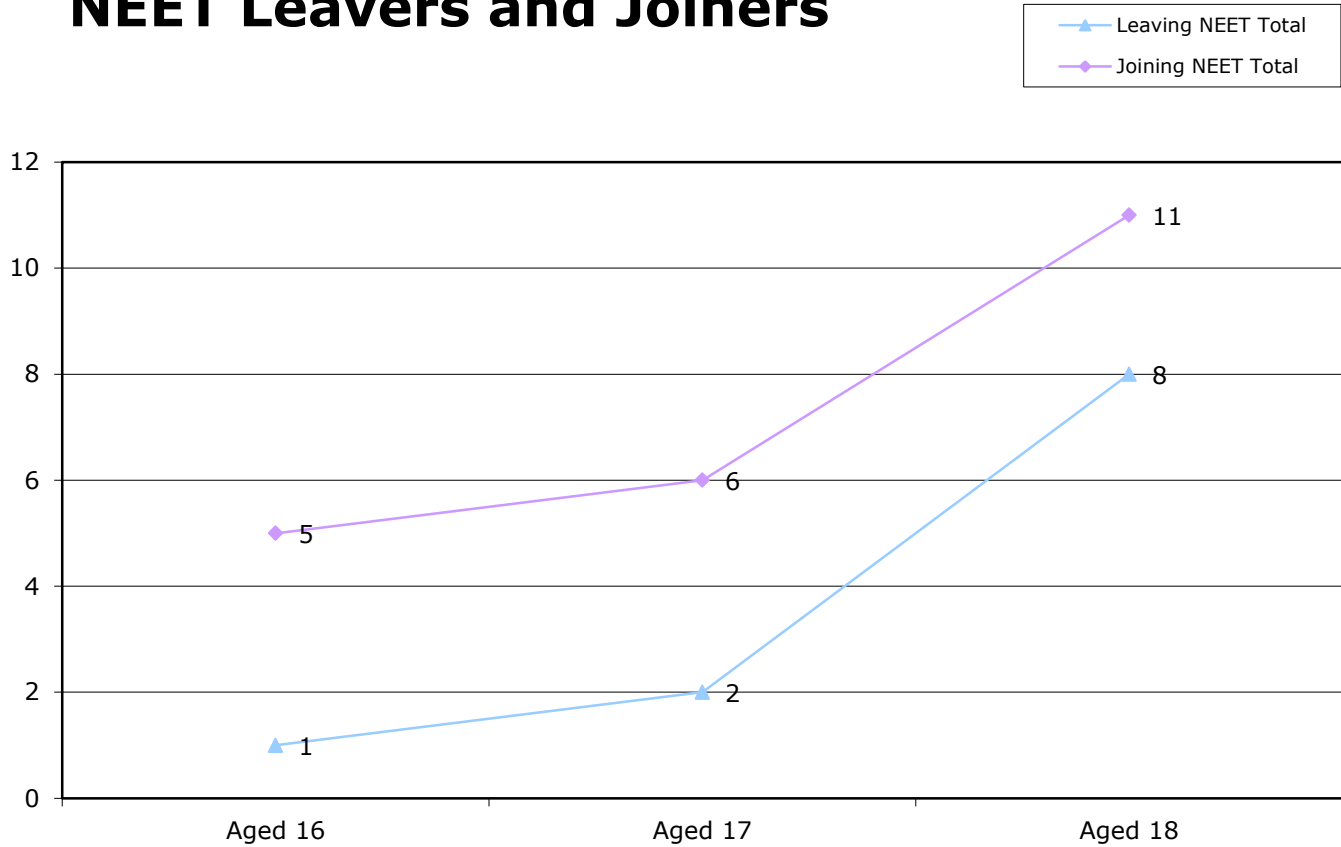
16-18 year old NEET by Vulnerable Group	Apr-15	Mar-15	Feb-15	Jan-15	Dec-14	Nov-14	Oct-14	Sep-14	Aug-14	Jul-14	Jun-14	May-14	Apr-14
Children in Care	5	5	5	5	6	8	5	6	6	6	4	5	5
Caring for own child	13	13	13	13	12	12	10	9	20	20	19	19	19
Asylum seeker	1	1	1	1	1	1	0	0	0	0	0	0	0
Carer not own child	1	1	1	1	2	2	2	2	3	3	3	3	3
Substance Misuse	0	0	0	0	0	0	0	0	1	1	2	2	2
Care Leaver	0	0	0	0	0	0	0	0	1	1	1	1	1
Supervised by YOT	2	2	4	4	4	3	2	2	4	4	3	3	4
Pregnancy	2	2	2	2	2	1	2	2	5	5	6	5	5
Parent not caring for own child	1	1	1	1	1	1	0	0	0	0	0	0	0
SEND (16-18 year olds)	4	5	4	4	5	4	4	6	12	13	12	13	12
SEND (19+ year olds)	40	40	40	40	40	40	40	41	35	35	37	38	42
Total 16-18 NEET with at least one vulnerable group	25	26	26	26	27	26	21	23	42	44	43		44

16-18 year old Not Knowns by Vulnerable Group	Apr-15	Mar-15	Feb-15	Jan-15	Dec-14	Nov-14	Oct-14	Sep-14	Aug-14	Jul-14	Jun-14	May-14	Apr-14
Children in Care	6	6	5	5	6	9	10	17	4	5	6	7	6
Caring for own child	1	1	1	1	1	1	1	0	0	0	1	0	0
Asylum seeker	0	0	0	0	0	0	0	0	0	0	0	0	0
Carer not own child	2	2	2	1	1	1	1	2	1	1	1	1	1
Substance Misuse	1	1	1	1	1	2	2	1	0	1	1	1	1
Care Leaver	2	2	2	2	2	2	2	2	1	1	1	1	1
Supervised by YOT	1	1	0	0	0	3	4	8	0	0	0	1	0
Pregnancy	1	1	1	1	0	0	0	0	0	0	0	0	0
Parent not caring for own child	0	0	0	0	0	0	0	0	0	0	0	0	0
SEND (16-18 year olds)	13	12	13	16	19	22	23	68	11	11	10	9	10
SEND (19+ year olds)	185	182	182	181	173	175	175	186	127	137	146	149	154
Total not known with at least one vulnerable group	24	23	23	25	28	34	36	89	15	17	17		16

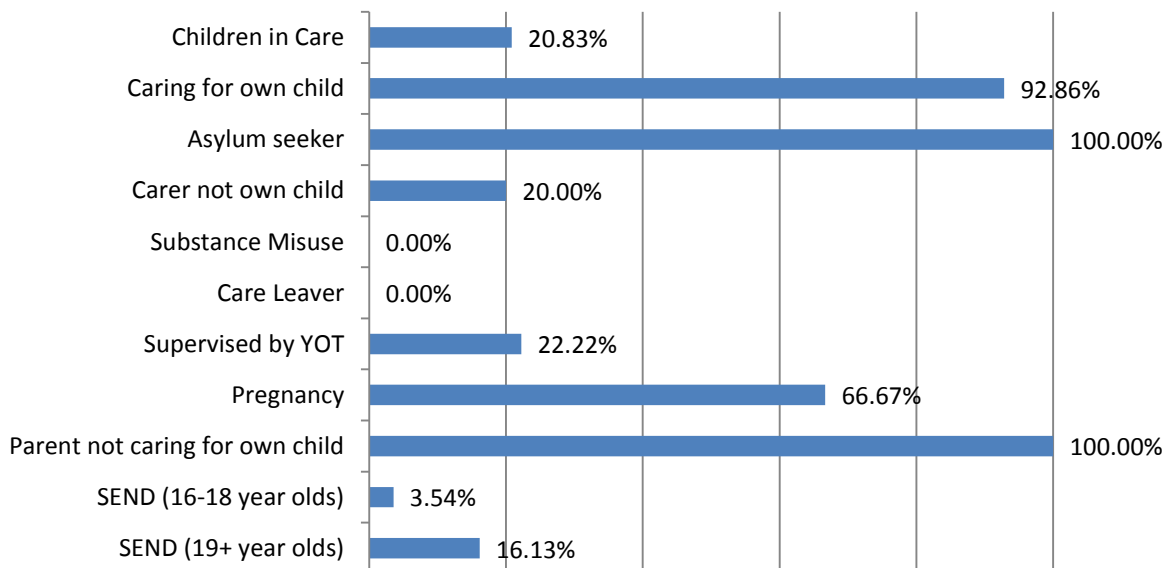
16-18 Year old NEET Leavers & Joiners	Aged 16	Aged 17	Aged 18	16-18 Total	Aged 19
Leaving NEET Total	1	2	8	11	9
Education	0	0	0	0	0
Employment	0	1	1	2	0
Government supported training	1	1	1	3	0
Re-engagement Provision	0	0	0	0	0
NEET in other area	0	0	0	0	0
Custodial Sentence	0	0	0	0	0
Moved Away	0	0	0	0	0
Cannot Be Contacted	0	0	0	0	0
Refused to disclose activity	0	0	0	0	0
Unknown Activity	0	0	6	6	0
Other Reason	0	0	0	0	9
Joining NEET Total	5	6	11	22	0
Education	1	0	0	1	0
Employment	1	2	3	6	0
Government supported training	1	0	0	1	0
Re-engagement Provision	0	0	0	0	0
NEET in other area	0	0	0	0	0
Other (inc custodial sentence)	2	4	8	14	0
Joiners>Leavers	-4	-4	-3	-11	9

16-18 Year Old NEET Labour Market Summary	No	%
Available:		
Working not for reward	6	2.94%
Not yet ready for work or learning	11	5.39%
Start Date agreed (other)	0	0.00%
Start Date agreed (RPA compliant)	3	1.47%
Seeking EET	184	90.20%
Available Total	204	100%
Unavailable:		
Young carers	0	0.00%
Teenage parents	19	29.23%
Illness	31	47.69%
Pregnancy	15	23.08%
Religious grounds	0	0.00%
Unlikely to be economically active	0	0.00%
Other reason	0	0.00%
Unavailable Total	65	100%

NEET Leavers and Joiners



% of Vulnerable Cohorts who are NEET



Education and Young People's Services Performance Management
NEET Monthly Report - Dover

16-18 year old cohort by Vulnerable Group	Apr-15	Mar-15	Feb-15	Jan-15	Dec-14	Nov-14	Oct-14	Sep-14	Aug-14	Jul-14	Jun-14	May-14	Apr-14
Children in Care	54	54	56	56	59	61	58	63	64	62	60	59	61
Caring for own child	39	36	34	34	31	29	27	27	69	65	64	64	64
Asylum seeker	4	4	4	4	4	4	4	4	6	6	6	6	6
Carer not own child	6	6	6	6	5	4	4	4	7	7	7	7	7
Substance Misuse	15	15	15	15	17	22	22	21	27	29	35	35	35
Care Leaver	10	10	10	10	10	7	7	8	5	5	5	4	4
Supervised by YOT	30	31	31	30	39	41	40	36	25	26	27	27	27
Pregnancy	22	23	20	20	18	17	17	17	23	23	23	21	19
Parent not caring for own child	2	2	2	2	2	2	3	3	4	4	4	4	4
SEND (16-18 year olds)	179	179	180	180	181	185	190	199	187	187	171	170	173
SEND (19+ year olds)	341	341	341	341	340	341	341	341	297	305	311	316	344
Total 16-18 cohort with at least one vulnerable group	310	309	306	305	308	310	310	317	345	343	332		329

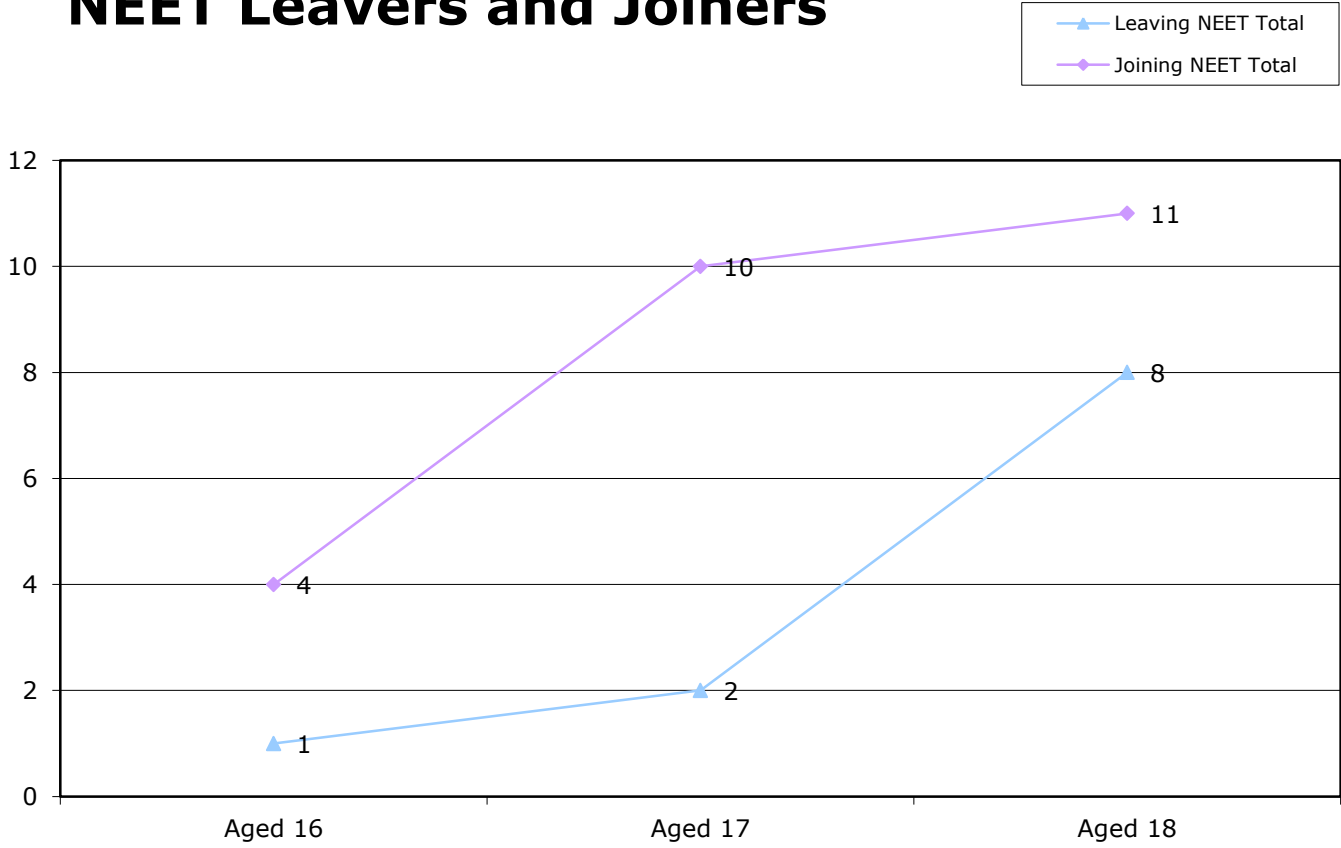
16-18 year old NEET by Vulnerable Group	Apr-15	Mar-15	Feb-15	Jan-15	Dec-14	Nov-14	Oct-14	Sep-14	Aug-14	Jul-14	Jun-14	May-14	Apr-14
Children in Care	10	11	7	9	9	9	9	10	20	17	17	15	19
Caring for own child	23	20	19	21	20	18	16	16	50	45	44	44	44
Asylum seeker	0	0	0	0	0	0	0	0	0	0	0	0	0
Carer not own child	2	2	2	2	1	0	0	1	2	2	3	3	3
Substance Misuse	2	2	2	3	4	4	3	2	5	7	13	13	13
Care Leaver	7	7	7	7	6	4	4	4	2	2	3	2	2
Supervised by YOT	9	11	10	12	17	19	14	11	11	13	14	12	14
Pregnancy	18	19	16	15	13	12	3	13	18	17	17	16	14
Parent not caring for own child	1	1	1	1	2	1	1	1	2	2	2	2	2
SEND (16-18 year olds)	17	19	15	13	16	17	16	18	30	32	29	28	31
SEND (19+ year olds)	94	95	95	95	96	96	96	98	84	84	86	87	96
Total 16-18 NEET with at least one vulnerable group	75	75	65	67	65	62	56	57	109	108	109		109

16-18 year old Not Knowns by Vulnerable Group	Apr-15	Mar-15	Feb-15	Jan-15	Dec-14	Nov-14	Oct-14	Sep-14	Aug-14	Jul-14	Jun-14	May-14	Apr-14
Children in Care	7	9	10	10	10	19	19	40	7	7	5	4	4
Caring for own child	7	6	6	6	5	5	5	10	1	2	2	2	2
Asylum seeker	3	3	3	3	3	3	3	4	2	2	2	2	3
Carer not own child	3	2	1	1	1	1	1	2	1	0	0	0	1
Substance Misuse	2	1	1	1	0	5	5	14	5	6	9	9	8
Care Leaver	2	2	2	2	1	2	2	2	0	0	0	0	0
Supervised by YOT	0	0	0	0	3	8	8	16	4	3	2	1	0
Pregnancy	4	4	4	3	3	3	3	4	1	1	2	2	1
Parent not caring for own child	0	0	0	0	0	1	2	2	1	1	1	0	0
SEND (16-18 year olds)	32	30	32	38	39	46	55	136	11	9	5	5	10
SEND (19+ year olds)	218	208	208	207	206	207	215	237	177	185	190	195	199
Total not known with at least one vulnerable group	53	49	50	55	56	74	82	194	22	21	21		25

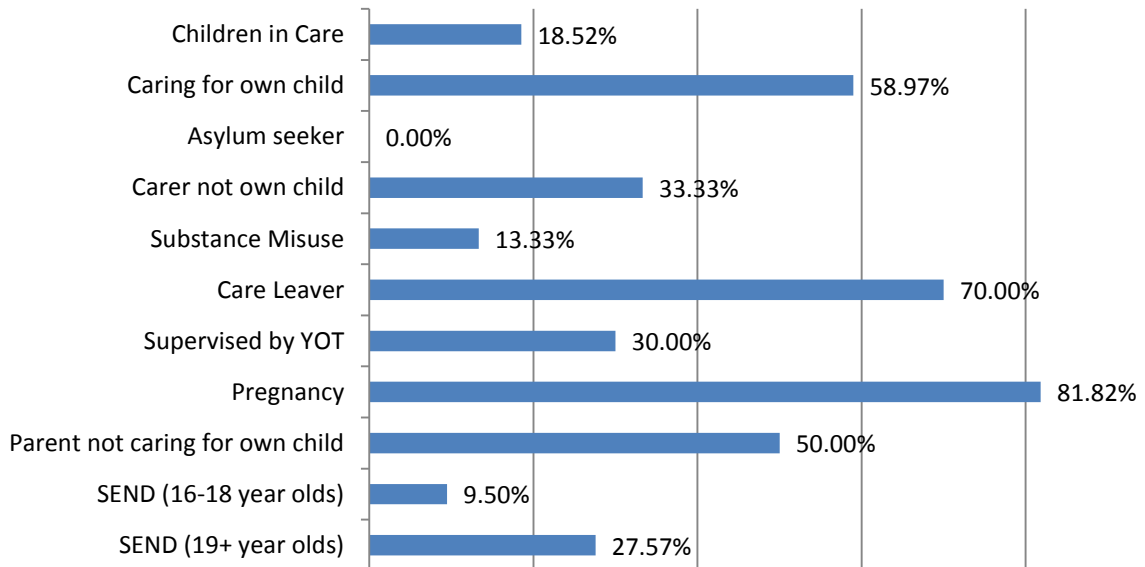
16-18 Year old NEET Leavers & Joiners	Aged 16	Aged 17	Aged 18	16-18 Total	Aged 19
Leaving NEET Total	1	2	8	11	9
Education	0	0	0	0	0
Employment	0	1	1	2	0
Government supported training	1	1	1	3	0
Re-engagement Provision	0	0	0	0	0
NEET in other area	0	0	0	0	0
Custodial Sentence	0	0	0	0	0
Moved Away	0	0	0	0	0
Cannot Be Contacted	0	0	0	0	0
Refused to disclose activity	0	0	0	0	0
Unknown Activity	0	0	6	6	0
Other Reason	0	0	0	0	9
Joining NEET Total	4	10	11	25	0
Education	0	4	0	4	0
Employment	1	2	3	6	0
Government supported training	1	0	0	1	0
Re-engagement Provision	0	0	0	0	0
NEET in other area	0	0	0	0	0
Other (inc custodial sentence)	2	4	8	14	0
Joiners>Leavers	-3	-8	-3	-14	9

16-18 Year Old NEET Labour Market Summary	No	%
Available:		
Working not for reward	6	2.94%
Not yet ready for work or learning	11	5.39%
Start Date agreed (other)	0	0.00%
Start Date agreed (RPA compliant)	3	1.47%
Seeking EET	184	90.20%
Available Total	204	100%
Unavailable:		
Young carers	0	0.00%
Teenage parents	19	29.23%
Illness	31	47.69%
Pregnancy	15	23.08%
Religious grounds	0	0.00%
Unlikely to be economically active	0	0.00%
Other reason	0	0.00%
Unavailable Total	65	100%

NEET Leavers and Joiners



% of Vulnerable Cohorts who are NEET



Education and Young People's Services Performance Management

NEET Monthly Report - Gravesham

16-18 year old cohort by Vulnerable Group	Apr-15	Mar-15	Feb-15	Jan-15	Dec-14	Nov-14	Oct-14	Sep-14	Aug-14	Jul-14	Jun-14	May-14	Apr-14
Children in Care	45	42	43	45	42	43	42	39	54	55	51	48	49
Caring for own child	20	17	17	17	15	14	14	13	40	39	39	39	39
Asylum seeker	4	4	4	4	4	5	5	5	16	16	15	15	15
Carer not own child	7	7	7	7	7	7	7	6	6	6	7	7	7
Substance Misuse	3	3	3	3	2	4	3	3	8	9	9	10	9
Care Leaver	6	6	6	6	6	6	6	6	5	5	5	5	5
Supervised by YOT	22	20	19	18	18	19	13	12	16	17	17	18	18
Pregnancy	18	18	18	17	17	15	15	14	20	20	18	18	18
Parent not caring for own child	1	1	1	1	1	1	1	1	2	2	2	2	2
SEND (16-18 year olds)	156	156	156	156	153	153	154	137	161	161	148	148	149
SEND (19+ year olds)	297	297	297	296	296	296	296	296	250	252	258	265	297
Total 16-18 cohort with at least one vulnerable group	244	240	240	240	233	233	229	209	286	286	270		268

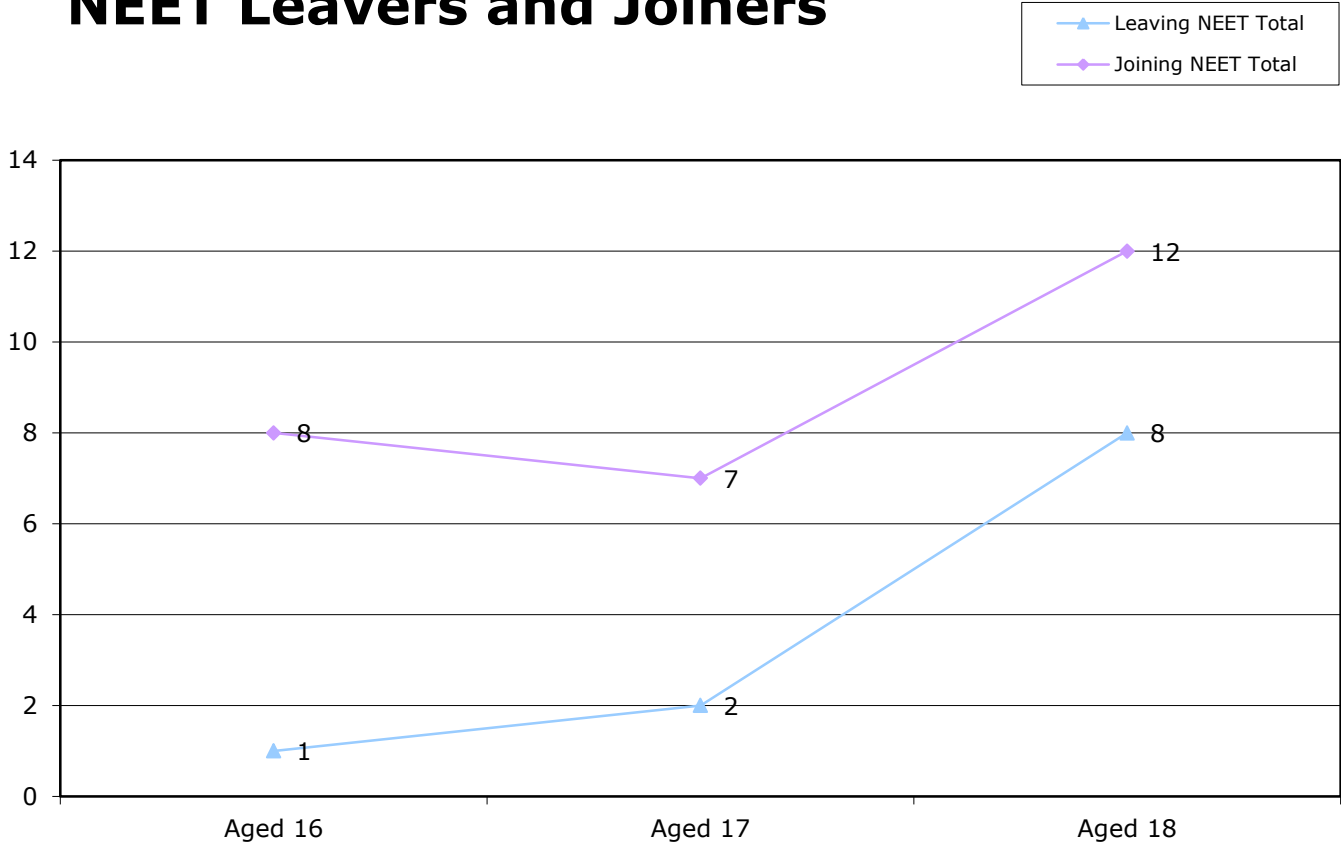
16-18 year old NEET by Vulnerable Group	Apr-15	Mar-15	Feb-15	Jan-15	Dec-14	Nov-14	Oct-14	Sep-14	Aug-14	Jul-14	Jun-14	May-14	Apr-14
Children in Care	16	11	11	11	11	10	8	9	13	14	13	9	10
Caring for own child	15	12	11	11	9	8	7	7	29	28	27	27	27
Asylum seeker	1	1	1	1	1	1	1	1	1	1	0	0	0
Carer not own child	2	2	2	2	2	2	2	1	3	3	3	3	3
Substance Misuse	0	0	0	1	0	1	0	0	2	3	3	3	2
Care Leaver	1	1	1	1	1	1	1	1	0	0	0	1	1
Supervised by YOT	10	9	8	6	9	8	3	2	7	8	9	11	12
Pregnancy	15	15	15	14	14	12	12	12	18	18	16	16	15
Parent not caring for own child	1	1	1	1	1	1	1	1	1	1	1	1	1
SEND (16-18 year olds)	18	18	18	17	17	17	15	15	24	23	21	22	25
SEND (19+ year olds)	65	64	64	63	64	64	65	66	59	57	56	57	65
Total 16-18 NEET with at least one vulnerable group	64	60	57	56	55	50	43	44	84	83	79		79

16-18 year old Not Knowns by Vulnerable Group	Apr-15	Mar-15	Feb-15	Jan-15	Dec-14	Nov-14	Oct-14	Sep-14	Aug-14	Jul-14	Jun-14	May-14	Apr-14
Children in Care	5	5	6	6	6	11	10	21	5	5	6	7	9
Caring for own child	3	3	3	3	4	4	4	4	2	2	3	5	4
Asylum seeker	1	1	2	2	2	4	4	4	4	4	4	4	5
Carer not own child	2	2	2	2	1	1	1	3	0	0	1	1	1
Substance Misuse	0	0	0	0	0	2	2	3	4	4	3	4	4
Care Leaver	2	3	3	3	2	2	2	3	0	0	0	0	0
Supervised by YOT	0	1	1	0	0	2	4	4	4	4	3	4	2
Pregnancy	0	0	0	0	0	0	0	2	0	0	1	0	0
Parent not caring for own child	0	0	0	0	0	0	0	0	0	0	0	0	0
SEND (16-18 year olds)	15	16	16	18	19	20	24	60	24	24	20	20	25
SEND (19+ year olds)	209	207	206	208	204	204	209	219	169	172	181	183	194
Total not known with at least one vulnerable group	26	28	29	30	30	37	41	88	35	35	34		42

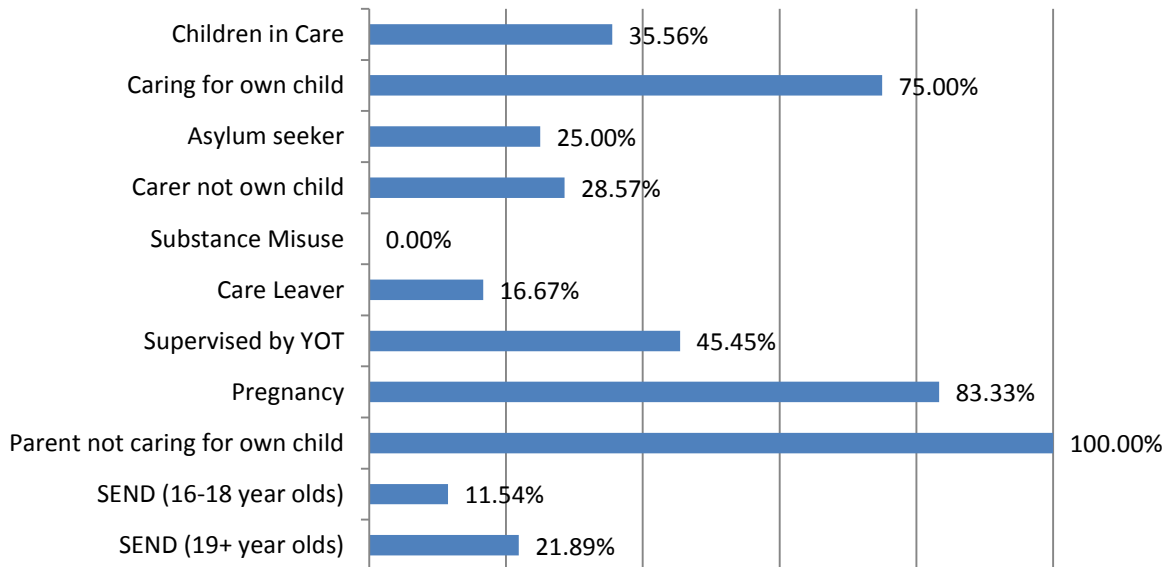
16-18 Year old NEET Leavers & Joiners	Aged 16	Aged 17	Aged 18	16-18 Total	Aged 19
Leaving NEET Total	1	2	8	11	9
Education	0	0	0	0	0
Employment	0	1	1	2	0
Government supported training	1	1	1	3	0
Re-engagement Provision	0	0	0	0	0
NEET in other area	0	0	0	0	0
Custodial Sentence	0	0	0	0	0
Moved Away	0	0	0	0	0
Cannot Be Contacted	0	0	0	0	0
Refused to disclose activity	0	0	0	0	0
Unknown Activity	0	0	6	6	0
Other Reason	0	0	0	0	9
Joining NEET Total	8	7	12	27	0
Education	4	1	1	6	0
Employment	1	2	3	6	0
Government supported training	1	0	0	1	0
Re-engagement Provision	0	0	0	0	0
NEET in other area	0	0	0	0	0
Other (inc custodial sentence)	2	4	8	14	0
Joiners>Leavers	-7	-5	-4	-16	9

16-18 Year Old NEET Labour Market Summary	No	%
Available:		
Working not for reward	6	2.94%
Not yet ready for work or learning	11	5.39%
Start Date agreed (other)	0	0.00%
Start Date agreed (RPA compliant)	3	1.47%
Seeking EET	184	90.20%
Available Total	204	100%
Unavailable:		
Young carers	0	0.00%
Teenage parents	19	29.23%
Illness	31	47.69%
Pregnancy	15	23.08%
Religious grounds	0	0.00%
Unlikely to be economically active	0	0.00%
Other reason	0	0.00%
Unavailable Total	65	100%

NEET Leavers and Joiners



% of Vulnerable Cohorts who are NEET



Education and Young People's Services Performance Management

NEET Monthly Report - Maidstone

16-18 year old cohort by Vulnerable Group	Apr-15	Mar-15	Feb-15	Jan-15	Dec-14	Nov-14	Oct-14	Sep-14	Aug-14	Jul-14	Jun-14	May-14	Apr-14
Children in Care	37	37	39	38	38	37	40	37	53	53	52	48	47
Caring for own child	33	30	30	27	26	25	26	25	54	52	48	48	48
Asylum seeker	4	4	4	4	4	3	3	3	10	10	10	10	10
Carer not own child	7	7	7	7	7	7	7	8	10	10	10	10	10
Substance Misuse	6	6	7	7	7	9	8	8	12	14	14	14	14
Care Leaver	7	7	7	7	7	7	7	7	5	5	5	5	5
Supervised by YOT	14	14	14	14	16	19	19	16	14	16	16	17	16
Pregnancy	13	13	12	11	10	9	6	4	12	12	8	8	7
Parent not caring for own child	1	1	1	1	1	1	1	1	1	1	2	2	1
SEND (16-18 year olds)	207	206	206	205	206	205	205	205	229	228	212	212	210
SEND (19+ year olds)	436	436	437	436	436	436	436	436	359	363	370	379	429
Total 16-18 cohort with at least one vulnerable group	302	298	297	293	293	297	299	295	364	362	342		335

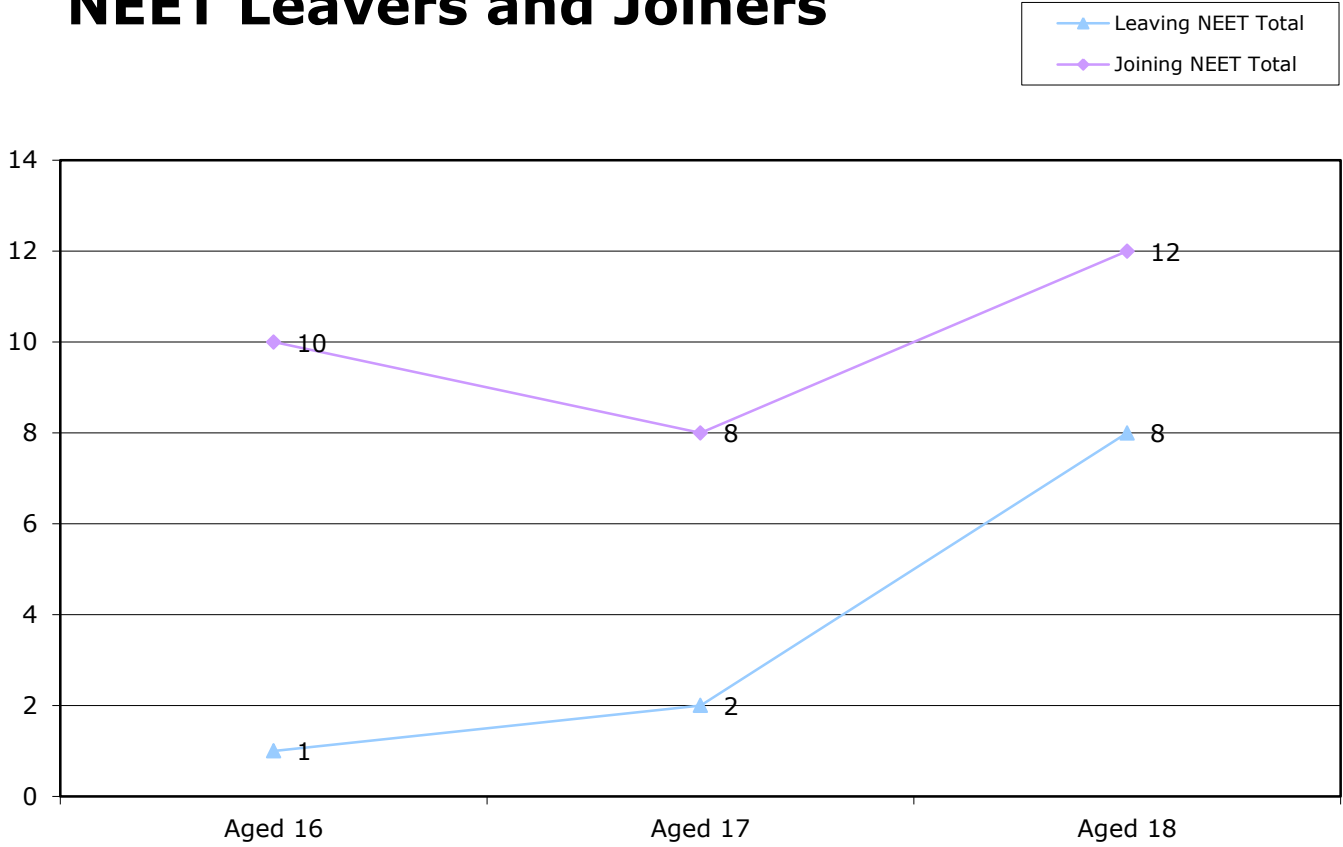
16-18 year old NEET by Vulnerable Group	Apr-15	Mar-15	Feb-15	Jan-15	Dec-14	Nov-14	Oct-14	Sep-14	Aug-14	Jul-14	Jun-14	May-14	Apr-14
Children in Care	8	9	9	8	6	5	6	8	16	16	14	14	14
Caring for own child	24	21	21	18	17	17	17	18	39	39	36	36	36
Asylum seeker	0	0	0	0	0	0	0	0	1	1	1	1	1
Carer not own child	4	4	4	5	6	5	5	6	8	8	5	5	6
Substance Misuse	0	1	1	2	1	1	1	1	4	6	7	7	6
Care Leaver	3	3	3	3	3	3	4	4	1	1	1	1	1
Supervised by YOT	8	9	8	7	8	7	5	2	7	8	8	8	7
Pregnancy	13	13	12	10	9	8	5	4	12	12	8	8	7
Parent not caring for own child	0	0	0	1	1	1	1	1	1	1	2	2	1
SEND (16-18 year olds)	16	18	16	15	15	15	14	15	27	26	23	21	19
SEND (19+ year olds)	101	102	100	97	94	94	95	96	90	90	92	95	99
Total 16-18 NEET with at least one vulnerable group	65	65	61	58	56	53	50	53	94	98	88		83

16-18 year old Not Knowns by Vulnerable Group	Apr-15	Mar-15	Feb-15	Jan-15	Dec-14	Nov-14	Oct-14	Sep-14	Aug-14	Jul-14	Jun-14	May-14	Apr-14
Children in Care	7	6	7	7	5	9	10	22	7	6	12	8	7
Caring for own child	4	3	3	2	3	3	4	5	4	5	6	6	4
Asylum seeker	1	1	1	1	1	2	2	3	2	1	5	2	2
Carer not own child	0	0	0	0	0	0	0	1	0	0	1	1	0
Substance Misuse	3	3	3	3	1	2	3	4	1	1	3	2	5
Care Leaver	1	1	1	1	0	0	1	1	1	2	2	2	1
Supervised by YOT	1	1	0	0	0	4	8	7	2	4	4	5	2
Pregnancy	0	0	0	1	0	0	0	0	0	0	0	0	0
Parent not caring for own child	0	0	0	0	0	0	0	0	0	0	0	0	0
SEND (16-18 year olds)	37	34	36	39	39	40	41	115	21	22	22	25	25
SEND (19+ year olds)	281	269	272	273	279	274	282	325	225	226	233	250	263
Total not known with at least one vulnerable group	50	46	47	50	46	55	65	148	35	39	50		42

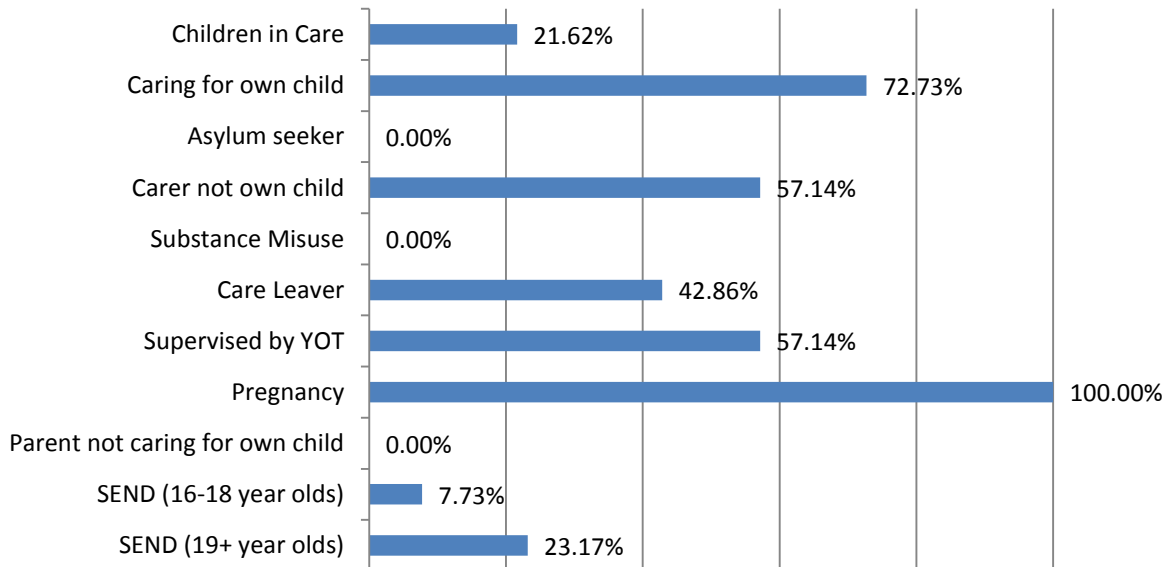
16-18 Year old NEET Leavers & Joiners	Aged 16	Aged 17	Aged 18	16-18 Total	Aged 19
Leaving NEET Total	1	2	8	11	9
Education	0	0	0	0	0
Employment	0	1	1	2	0
Government supported training	1	1	1	3	0
Re-engagement Provision	0	0	0	0	0
NEET in other area	0	0	0	0	0
Custodial Sentence	0	0	0	0	0
Moved Away	0	0	0	0	0
Cannot Be Contacted	0	0	0	0	0
Refused to disclose activity	0	0	0	0	0
Unknown Activity	0	0	6	6	0
Other Reason	0	0	0	0	9
Joining NEET Total	10	8	12	30	0
Education	6	2	1	9	0
Employment	1	2	3	6	0
Government supported training	1	0	0	1	0
Re-engagement Provision	0	0	0	0	0
NEET in other area	0	0	0	0	0
Other (inc custodial sentence)	2	4	8	14	0
Joiners>Leavers	-9	-6	-4	-19	9

16-18 Year Old NEET Labour Market Summary	No	%
Available:		
Working not for reward	6	2.94%
Not yet ready for work or learning	11	5.39%
Start Date agreed (other)	0	0.00%
Start Date agreed (RPA compliant)	3	1.47%
Seeking EET	184	90.20%
Available Total	204	100%
Unavailable:		
Young carers	0	0.00%
Teenage parents	19	29.23%
Illness	31	47.69%
Pregnancy	15	23.08%
Religious grounds	0	0.00%
Unlikely to be economically active	0	0.00%
Other reason	0	0.00%
Unavailable Total	65	100%

NEET Leavers and Joiners



% of Vulnerable Cohorts who are NEET



Education and Young People's Services Performance Management

NEET Monthly Report - Sevenoaks

16-18 year old cohort by Vulnerable Group	Apr-15	Mar-15	Feb-15	Jan-15	Dec-14	Nov-14	Oct-14	Sep-14	Aug-14	Jul-14	Jun-14	May-14	Apr-14
Children in Care	14	14	14	14	15	14	16	18	21	21	19	18	18
Caring for own child	11	11	11	11	10	10	10	10	24	22	23	22	22
Asylum seeker	0	0	0	0	0	0	0	0	0	0	0	0	0
Carer not own child	4	3	3	3	3	3	3	3	5	5	5	5	5
Substance Misuse	5	5	5	4	4	6	6	6	7	7	7	8	8
Care Leaver	0	0	0	0	0	0	0	0	0	0	0	0	0
Supervised by YOT	18	18	18	18	20	22	21	22	11	12	13	14	15
Pregnancy	8	8	5	5	3	3	3	3	6	6	5	5	4
Parent not caring for own child	0	0	0	0	0	0	0	0	0	0	0	0	1
SEND (16-18 year olds)	115	115	115	115	116	120	124	136	127	127	120	119	120
SEND (19+ year olds)	232	232	232	232	232	232	232	233	188	191	195	197	230
Total 16-18 cohort with at least one vulnerable group	160	159	156	155	155	162	166	180	178	178	171		170

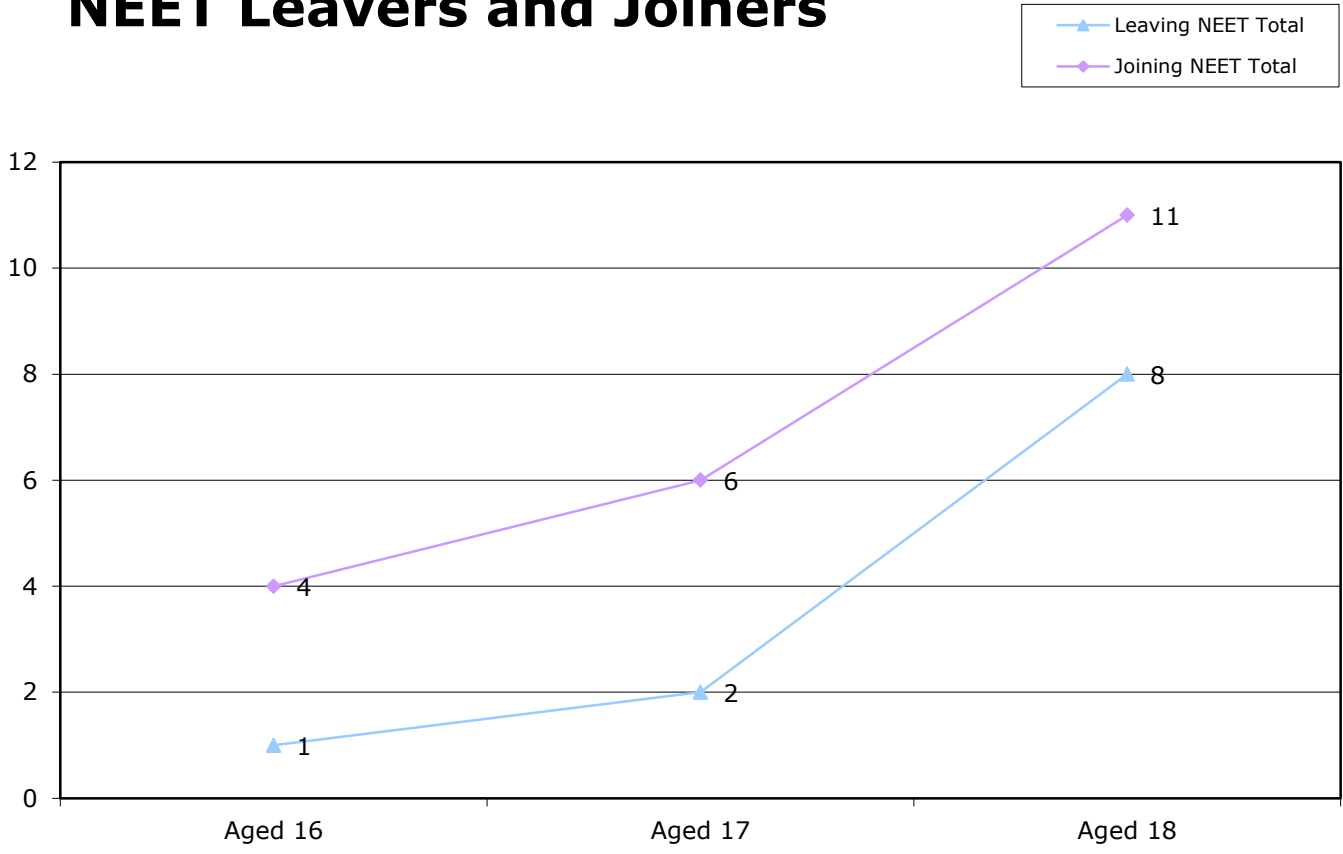
16-18 year old NEET by Vulnerable Group	Apr-15	Mar-15	Feb-15	Jan-15	Dec-14	Nov-14	Oct-14	Sep-14	Aug-14	Jul-14	Jun-14	May-14	Apr-14
Children in Care	1	1	1	1	1	1	1	1	1	1	2	2	2
Caring for own child	7	7	7	7	6	6	6	7	15	15	18	17	18
Asylum seeker	0	0	0	0	0	0	0	0	0	0	0	0	0
Carer not own child	1	0	0	0	1	1	1	1	3	3	3	3	3
Substance Misuse	2	1	1	1	1	3	3	3	2	2	2	2	2
Care Leaver	0	0	0	0	0	0	0	0	0	0	0	0	0
Supervised by YOT	2	2	2	2	3	1	1	1	4	3	3	2	5
Pregnancy	6	6	3	3	2	2	2	3	4	4	3	3	2
Parent not caring for own child	0	0	0	0	0	0	0	0	0	0	0	0	1
SEND (16-18 year olds)	4	4	3	3	3	3	3	4	10	10	8	7	9
SEND (19+ year olds)	31	31	31	32	32	32	30	32	27	26	26	26	28
Total 16-18 NEET with at least one vulnerable group	21	19	15	15	15	15	15	18	31	32	33		34

16-18 year old Not Knowns by Vulnerable Group	Apr-15	Mar-15	Feb-15	Jan-15	Dec-14	Nov-14	Oct-14	Sep-14	Aug-14	Jul-14	Jun-14	May-14	Apr-14
Children in Care	3	3	3	3	5	7	9	14	0	1	0	0	1
Caring for own child	0	0	0	0	0	2	2	2	1	1	2	2	1
Asylum seeker	0	0	0	0	0	0	0	0	0	0	0	0	0
Carer not own child	2	1	1	1	1	1	1	1	0	0	0	0	0
Substance Misuse	1	1	1	0	0	1	1	0	0	1	1	1	0
Care Leaver	0	0	0	0	0	0	0	0	0	0	0	0	0
Supervised by YOT	1	2	0	0	1	8	7	9	1	3	2	3	3
Pregnancy	1	0	0	0	0	0	0	0	0	0	0	0	0
Parent not caring for own child	0	0	0	0	0	0	0	0	0	0	0	0	0
SEND (16-18 year olds)	11	10	9	9	11	25	30	83	15	16	11	10	9
SEND (19+ year olds)	183	173	173	164	165	170	173	183	115	129	133	134	144
Total not known with at least one vulnerable group	17	15	13	12	16	36	41	99	17	21	15		12

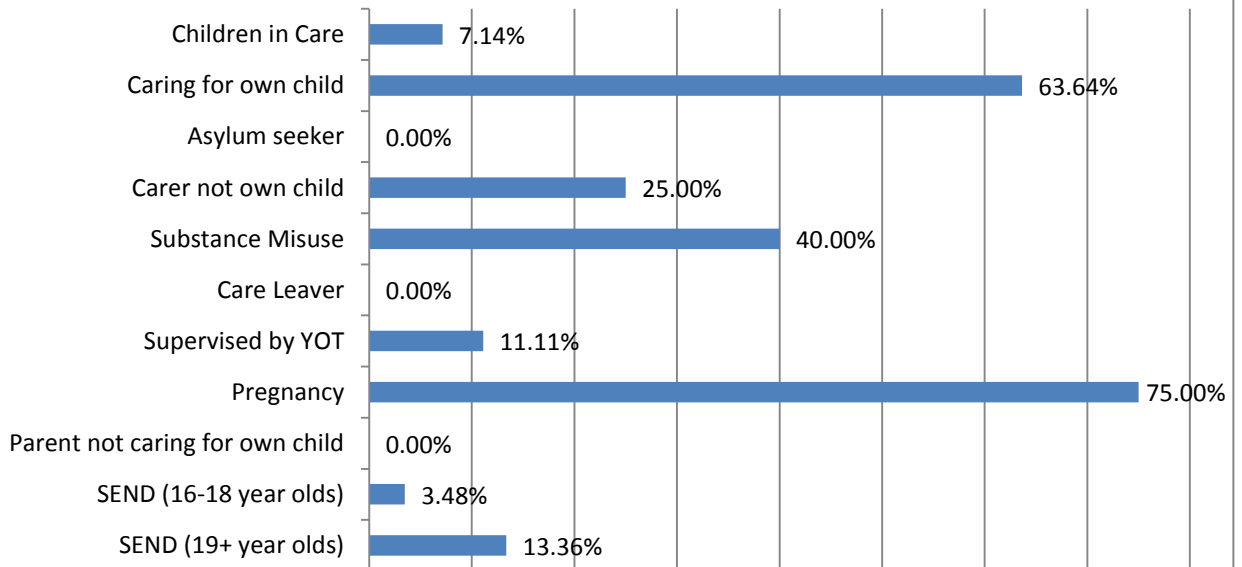
16-18 Year old NEET Leavers & Joiners	Aged 16	Aged 17	Aged 18	16-18 Total	Aged 19
Leaving NEET Total	1	2	8	11	9
Education	0	0	0	0	0
Employment	0	1	1	2	0
Government supported training	1	1	1	3	0
Re-engagement Provision	0	0	0	0	0
NEET in other area	0	0	0	0	0
Custodial Sentence	0	0	0	0	0
Moved Away	0	0	0	0	0
Cannot Be Contacted	0	0	0	0	0
Refused to disclose activity	0	0	0	0	0
Unknown Activity	0	0	6	6	0
Other Reason	0	0	0	0	9
Joining NEET Total	4	6	11	21	0
Education	0	0	0	0	0
Employment	1	2	3	6	0
Government supported training	1	0	0	1	0
Re-engagement Provision	0	0	0	0	0
NEET in other area	0	0	0	0	0
Other (inc custodial sentence)	2	4	8	14	0
Joiners>Leavers	-3	-4	-3	-10	9

16-18 Year Old NEET Labour Market Summary	No	%
Available:		
Working not for reward	6	2.94%
Not yet ready for work or learning	11	5.39%
Start Date agreed (other)	0	0.00%
Start Date agreed (RPA compliant)	3	1.47%
Seeking EET	184	90.20%
Available Total	204	100%
Unavailable:		
Young carers	0	0.00%
Teenage parents	19	29.23%
Illness	31	47.69%
Pregnancy	15	23.08%
Religious grounds	0	0.00%
Unlikely to be economically active	0	0.00%
Other reason	0	0.00%
Unavailable Total	65	100%

NEET Leavers and Joiners



% of Vulnerable Cohorts who are NEET



Education and Young People's Services Performance Management

NEET Monthly Report - Shepway

16-18 year old cohort by Vulnerable Group	Apr-15	Mar-15	Feb-15	Jan-15	Dec-14	Nov-14	Oct-14	Sep-14	Aug-14	Jul-14	Jun-14	May-14	Apr-14
Children in Care	59	59	61	61	62	63	65	68	66	66	59	57	57
Caring for own child	38	34	34	33	30	29	24	24	48	45	44	44	44
Asylum seeker	2	2	2	2	2	2	3	3	8	8	8	8	8
Carer not own child	4	4	3	3	1	1	1	1	4	4	4	4	4
Substance Misuse	9	9	9	9	9	16	16	16	19	24	24	24	24
Care Leaver	18	18	16	16	15	14	13	13	15	14	14	15	15
Supervised by YOT	26	25	25	24	26	26	27	28	7	10	9	14	14
Pregnancy	17	15	15	14	15	15	13	13	23	23	23	21	20
Parent not caring for own child	4	4	4	4	4	3	3	3	4	4	4	4	4
SEND (16-18 year olds)	153	153	153	152	153	150	146	138	160	160	148	148	149
SEND (19+ year olds)	286	286	287	287	288	288	288	288	239	246	246	249	284
Total 16-18 cohort with at least one vulnerable group	292	286	285	281	278	278	269	264	306	309	291		293

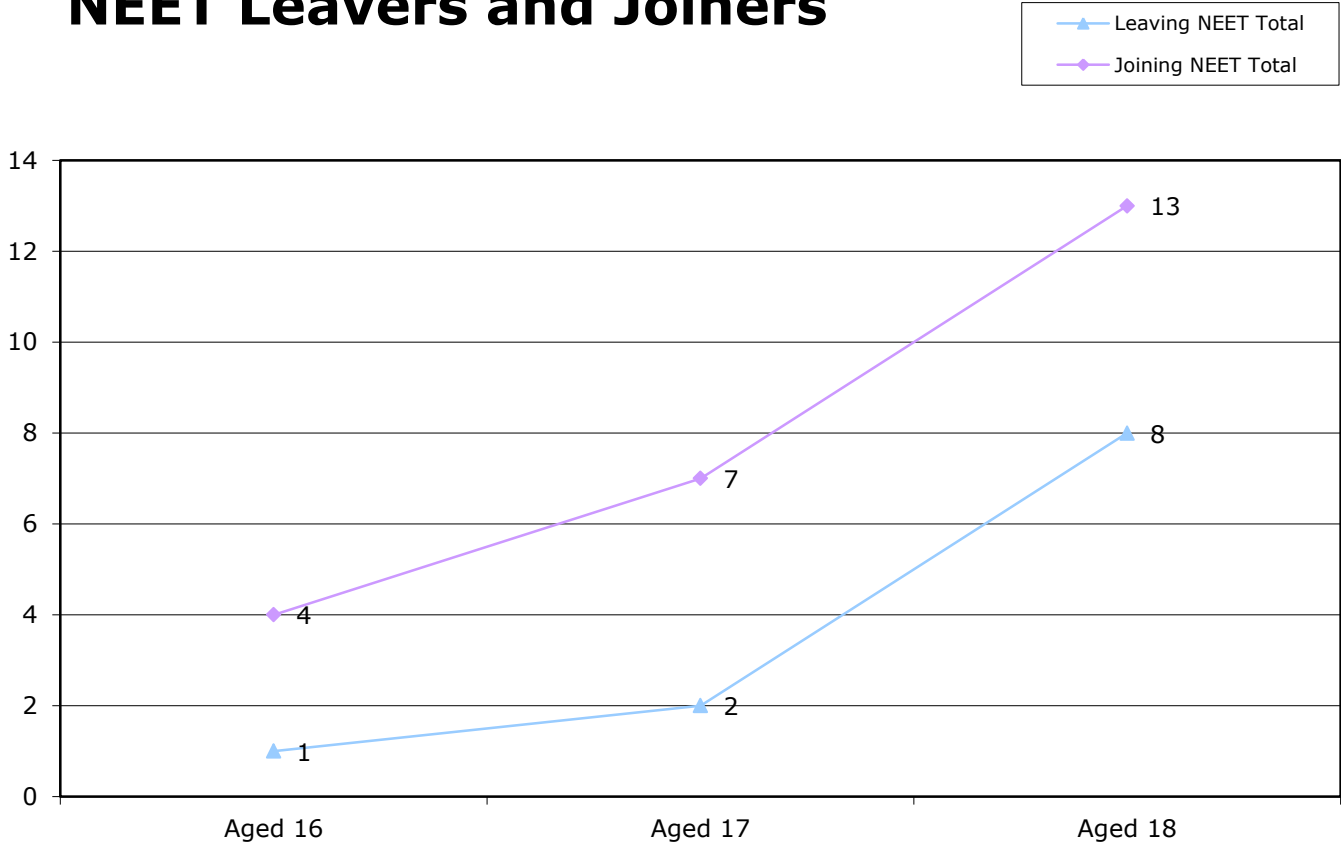
16-18 year old NEET by Vulnerable Group	Apr-15	Mar-15	Feb-15	Jan-15	Dec-14	Nov-14	Oct-14	Sep-14	Aug-14	Jul-14	Jun-14	May-14	Apr-14
Children in Care	10	11	10	11	14	13	11	15	14	15	16	14	15
Caring for own child	26	22	22	19	14	13	9	11	25	27	27	27	26
Asylum seeker	1	1	1	1	2	2	1	1	1	1	1	1	2
Carer not own child	3	3	2	2	0	0	0	0	1	1	1	1	1
Substance Misuse	1	1	1	1	1	4	4	4	5	10	12	12	13
Care Leaver	6	6	6	6	5	5	6	8	8	8	8	8	8
Supervised by YOT	7	6	5	5	5	5	5	7	1	5	4	6	6
Pregnancy	13	11	11	11	9	8	10	10	18	18	18	16	15
Parent not caring for own child	1	1	1	1	1	0	1	2	3	3	2	2	2
SEND (16-18 year olds)	15	17	15	15	14	13	11	15	23	24	21	18	17
SEND (19+ year olds)	76	77	75	75	72	72	75	75	71	50	49	50	56
Total 16-18 NEET with at least one vulnerable group	74	70	66	63	55	50	47	57	82	92	91		87

16-18 year old Not Knowns by Vulnerable Group	Apr-15	Mar-15	Feb-15	Jan-15	Dec-14	Nov-14	Oct-14	Sep-14	Aug-14	Jul-14	Jun-14	May-14	Apr-14
Children in Care	6	5	4	4	3	6	14	26	8	7	6	7	5
Caring for own child	7	6	6	7	7	8	8	10	4	3	4	1	3
Asylum seeker	0	0	0	0	0	0	2	1	4	5	5	5	4
Carer not own child	0	0	0	0	0	0	0	1	1	1	1	0	0
Substance Misuse	2	1	1	2	1	5	5	8	3	3	4	4	6
Care Leaver	3	3	2	3	3	3	3	3	3	4	5	6	5
Supervised by YOT	4	1	0	0	1	5	5	10	2	3	1	2	2
Pregnancy	1	1	1	1	3	2	1	1	0	0	0	0	1
Parent not caring for own child	2	1	0	0	0	0	0	1	0	1	1	1	0
SEND (16-18 year olds)	24	19	17	18	21	24	28	67	7	8	6	12	11
SEND (19+ year olds)	178	165	161	159	166	164	170	195	111	140	143	144	147
Total not known with at least one vulnerable group	42	31	27	31	35	46	54	114	24	25	27		31

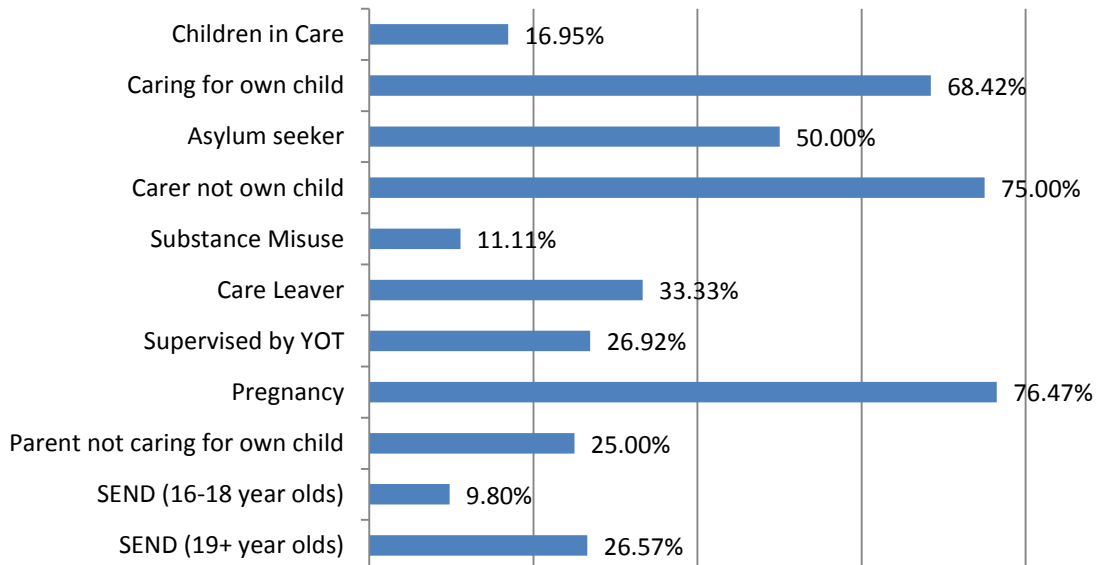
16-18 Year old NEET Leavers & Joiners	Aged 16	Aged 17	Aged 18	16-18 Total	Aged 19
Leaving NEET Total	1	2	8	11	9
Education	0	0	0	0	0
Employment	0	1	1	2	0
Government supported training	1	1	1	3	0
Re-engagement Provision	0	0	0	0	0
NEET in other area	0	0	0	0	0
Custodial Sentence	0	0	0	0	0
Moved Away	0	0	0	0	0
Cannot Be Contacted	0	0	0	0	0
Refused to disclose activity	0	0	0	0	0
Unknown Activity	0	0	6	6	0
Other Reason	0	0	0	0	9
Joining NEET Total	4	7	13	24	0
Education	0	1	2	3	0
Employment	1	2	3	6	0
Government supported training	1	0	0	1	0
Re-engagement Provision	0	0	0	0	0
NEET in other area	0	0	0	0	0
Other (inc custodial sentence)	2	4	8	14	0
Joiners>Leavers	-3	-5	-5	-13	9

16-18 Year Old NEET Labour Market Summary	No	%
Available:		
Working not for reward	6	2.94%
Not yet ready for work or learning	11	5.39%
Start Date agreed (other)	0	0.00%
Start Date agreed (RPA compliant)	3	1.47%
Seeking EET	184	90.20%
Available Total	204	100%
Unavailable:		
Young carers	0	0.00%
Teenage parents	19	29.23%
Illness	31	47.69%
Pregnancy	15	23.08%
Religious grounds	0	0.00%
Unlikely to be economically active	0	0.00%
Other reason	0	0.00%
Unavailable Total	65	100%

NEET Leavers and Joiners



% of Vulnerable Cohorts who are NEET



Education and Young People's Services Performance Management

NEET Monthly Report - Swale

16-18 year old cohort by Vulnerable Group	Apr-15	Mar-15	Feb-15	Jan-15	Dec-14	Nov-14	Oct-14	Sep-14	Aug-14	Jul-14	Jun-14	May-14	Apr-14
Children in Care	94	94	94	94	95	97	90	88	89	90	86	84	83
Caring for own child	38	37	37	36	31	31	31	29	84	79	79	79	79
Asylum seeker	5	5	5	6	6	6	6	6	5	6	6	6	6
Carer not own child	12	10	10	9	7	7	8	7	9	9	9	9	9
Substance Misuse	3	3	3	3	3	6	6	6	6	6	6	6	6
Care Leaver	7	7	7	7	7	8	8	8	8	8	8	8	9
Supervised by YOT	18	18	18	18	22	23	22	18	19	20	21	21	21
Pregnancy	30	26	23	20	20	17	15	17	23	23	22	21	21
Parent not caring for own child	2	2	2	2	1	1	1	1	1	1	1	1	1
SEND (16-18 year olds)	227	228	228	226	225	227	228	215	251	251	235	234	232
SEND (19+ year olds)	430	430	430	430	430	430	431	431	343	348	351	357	422
Total 16-18 cohort with at least one vulnerable group	387	382	378	372	364	366	362	344	444	441	420		416

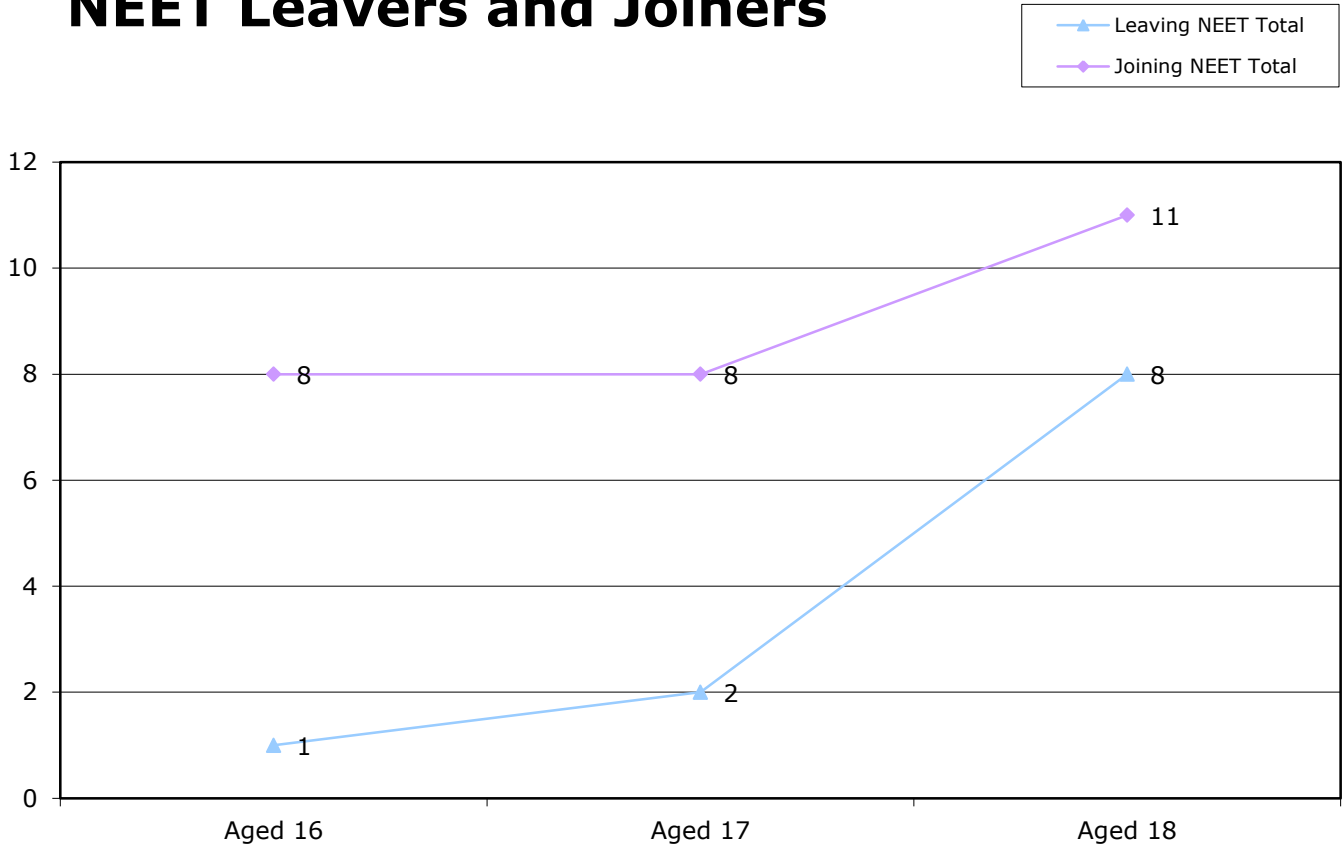
16-18 year old NEET by Vulnerable Group	Apr-15	Mar-15	Feb-15	Jan-15	Dec-14	Nov-14	Oct-14	Sep-14	Aug-14	Jul-14	Jun-14	May-14	Apr-14
Children in Care	13	12	12	10	10	8	7	10	16	15	16	16	14
Caring for own child	33	34	34	33	28	27	27	26	61	60	60	60	60
Asylum seeker	0	0	0	0	0	0	0	1	1	1	1	1	1
Carer not own child	6	5	5	4	2	2	2	2	1	1	1	1	1
Substance Misuse	0	0	0	0	0	1	1	1	1	1	1	1	1
Care Leaver	1	1	1	1	1	1	1	2	4	3	3	3	4
Supervised by YOT	3	3	5	5	6	4	3	1	5	5	7	7	7
Pregnancy	20	18	15	14	13	11	9	11	14	14	12	11	11
Parent not caring for own child	0	0	1	1	0	0	0	0	0	0	0	0	0
SEND (16-18 year olds)	33	30	27	26	25	20	26	25	46	47	39	37	37
SEND (19+ year olds)	112	112	111	112	112	106	109	112	94	94	95	95	108
Total 16-18 NEET with at least one vulnerable group	101	96	92	86	75	64	68	72	133	132	124		120

16-18 year old Not Knowns by Vulnerable Group	Apr-15	Mar-15	Feb-15	Jan-15	Dec-14	Nov-14	Oct-14	Sep-14	Aug-14	Jul-14	Jun-14	May-14	Apr-14
Children in Care	14	10	11	10	13	28	30	55	7	7	8	5	3
Caring for own child	2	2	2	1	1	1	1	1	7	9	12	10	6
Asylum seeker	0	0	0	0	0	0	0	3	0	0	0	0	0
Carer not own child	1	1	1	1	1	1	1	5	3	2	2	2	2
Substance Misuse	1	1	1	0	0	2	1	4	0	1	1	1	1
Care Leaver	2	2	2	2	1	3	3	3	2	2	2	2	2
Supervised by YOT	3	1	1	0	0	10	9	12	4	3	3	1	1
Pregnancy	6	3	3	3	2	2	2	5	3	3	4	3	3
Parent not caring for own child	0	0	0	0	0	0	0	1	0	0	0	0	0
SEND (16-18 year olds)	32	28	29	29	35	43	45	116	21	20	16	17	15
SEND (19+ year olds)	262	256	257	255	253	245	246	293	190	195	201	216	226
Total not known with at least one vulnerable group	52	41	42	40	46	73	77	178	40	41	44		31

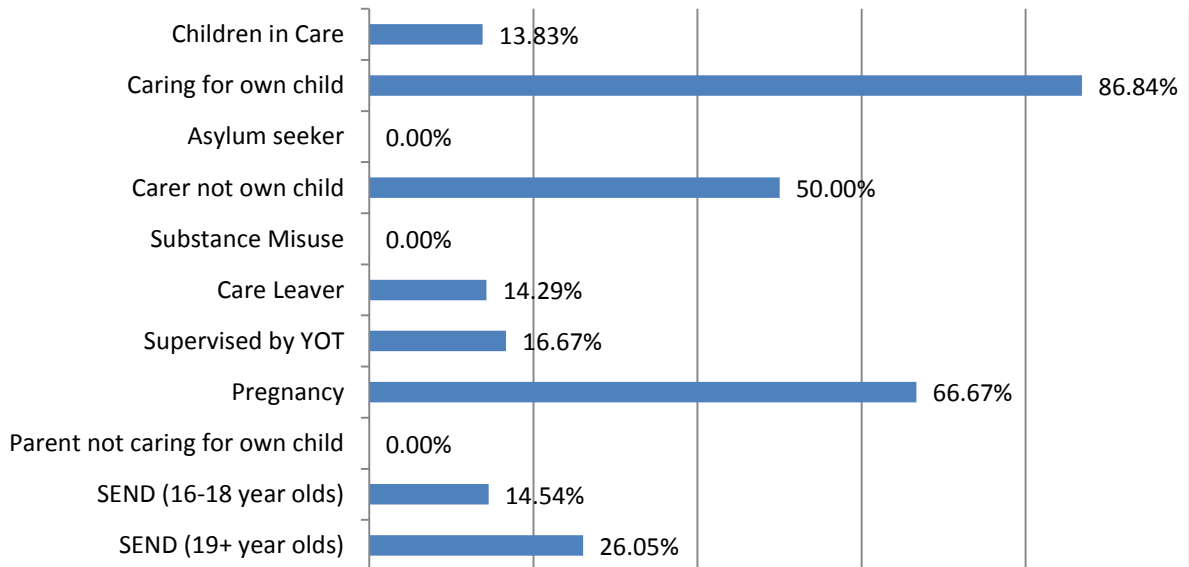
16-18 Year old NEET Leavers & Joiners	Aged 16	Aged 17	Aged 18	16-18 Total	Aged 19
Leaving NEET Total	1	2	8	11	9
Education	0	0	0	0	0
Employment	0	1	1	2	0
Government supported training	1	1	1	3	0
Re-engagement Provision	0	0	0	0	0
NEET in other area	0	0	0	0	0
Custodial Sentence	0	0	0	0	0
Moved Away	0	0	0	0	0
Cannot Be Contacted	0	0	0	0	0
Refused to disclose activity	0	0	0	0	0
Unknown Activity	0	0	6	6	0
Other Reason	0	0	0	0	9
Joining NEET Total	8	8	11	27	0
Education	4	2	0	6	0
Employment	1	2	3	6	0
Government supported training	1	0	0	1	0
Re-engagement Provision	0	0	0	0	0
NEET in other area	0	0	0	0	0
Other (inc custodial sentence)	2	4	8	14	0
Joiners>Leavers	-7	-6	-3	-16	9

16-18 Year Old NEET Labour Market Summary	No	%
Available:		
Working not for reward	6	2.94%
Not yet ready for work or learning	11	5.39%
Start Date agreed (other)	0	0.00%
Start Date agreed (RPA compliant)	3	1.47%
Seeking EET	184	90.20%
Available Total	204	100%
Unavailable:		
Young carers	0	0.00%
Teenage parents	19	29.23%
Illness	31	47.69%
Pregnancy	15	23.08%
Religious grounds	0	0.00%
Unlikely to be economically active	0	0.00%
Other reason	0	0.00%
Unavailable Total	65	100%

NEET Leavers and Joiners



% of Vulnerable Cohorts who are NEET



Education and Young People's Services Performance Management

NEET Monthly Report - Thanet

16-18 year old cohort by Vulnerable Group	Apr-15	Mar-15	Feb-15	Jan-15	Dec-14	Nov-14	Oct-14	Sep-14	Aug-14	Jul-14	Jun-14	May-14	Apr-14
Children in Care	154	155	154	153	154	156	150	144	155	155	152	151	151
Caring for own child	66	66	67	66	63	60	56	55	117	80	79	79	79
Asylum seeker	5	5	5	5	5	5	5	5	5	5	5	5	5
Carer not own child	12	11	10	10	10	10	9	8	9	9	8	8	8
Substance Misuse	6	6	6	6	6	8	9	9	17	18	19	20	20
Care Leaver	17	17	17	16	16	16	16	15	10	10	10	11	11
Supervised by YOT	43	43	43	43	44	51	51	45	25	26	25	31	31
Pregnancy	31	31	30	29	25	25	26	26	29	36	33	34	31
Parent not caring for own child	2	2	1	1	1	1	1	1	3	3	3	3	3
SEND (16-18 year olds)	279	280	281	284	286	286	282	285	309	307	263	266	270
SEND (19+ year olds)	461	461	461	461	462	461	461	461	371	381	390	398	460
Total 16-18 cohort with at least one vulnerable group	517	517	517	517	513	517	510	507	572	543	509		515

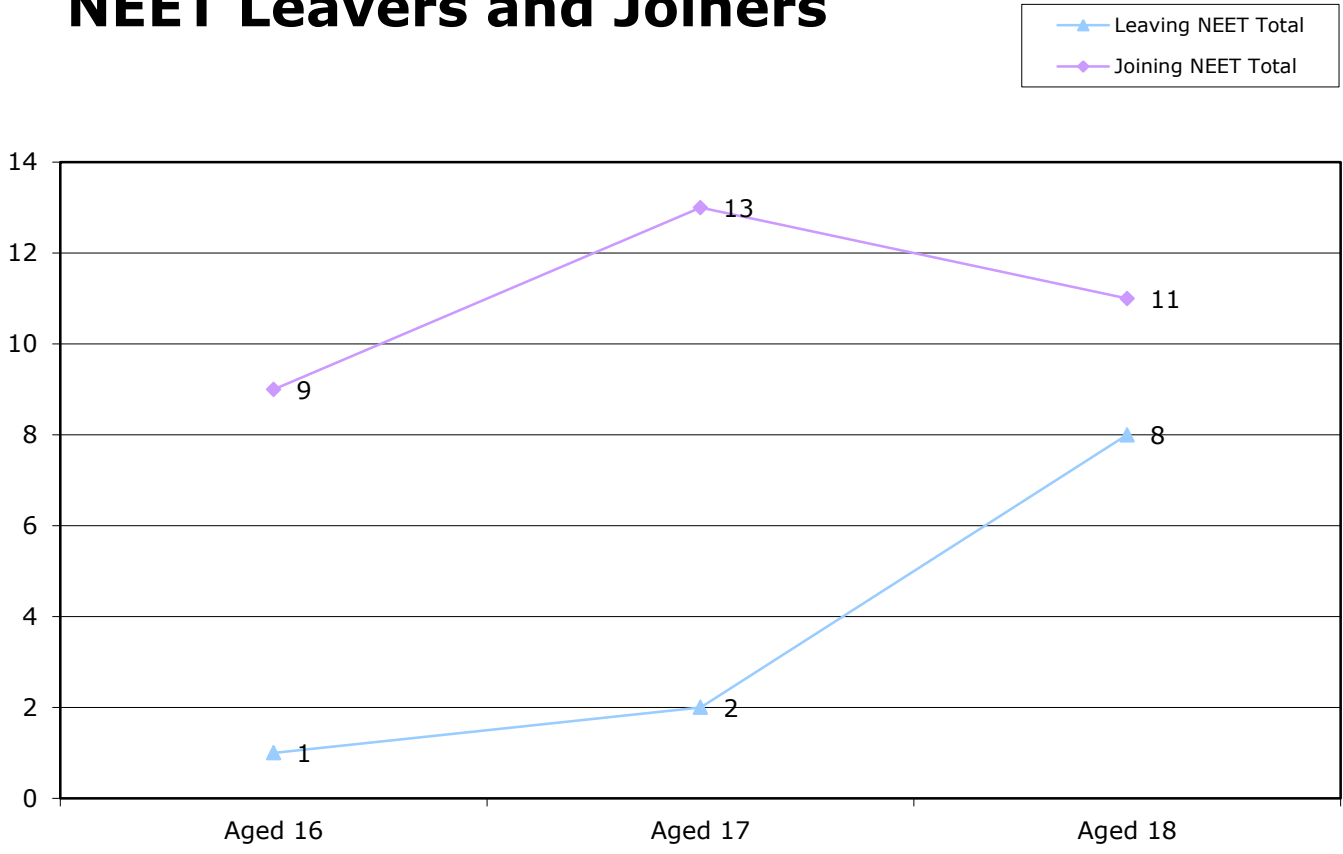
16-18 year old NEET by Vulnerable Group	Apr-15	Mar-15	Feb-15	Jan-15	Dec-14	Nov-14	Oct-14	Sep-14	Aug-14	Jul-14	Jun-14	May-14	Apr-14
Children in Care	23	20	20	19	18	19	15	17	42	41	40	43	46
Caring for own child	41	39	39	38	35	32	27	32	72	58	58	58	58
Asylum seeker	0	0	0	0	0	0	0	0	0	0	0	0	0
Carer not own child	6	5	4	3	3	2	1	2	4	5	4	4	4
Substance Misuse	1	1	1	2	2	2	1	2	6	7	7	7	7
Care Leaver	7	7	7	6	6	5	6	10	7	7	7	8	8
Supervised by YOT	19	18	18	20	19	14	12	8	12	13	13	14	15
Pregnancy	21	21	20	21	16	15	14	16	18	24	22	23	20
Parent not caring for own child	2	2	1	1	1	0	1	0	1	1	1	1	1
SEND (16-18 year olds)	30	29	26	28	30	25	19	19	44	47	36	38	41
SEND (19+ year olds)	120	120	121	122	122	121	126	128	107	109	113	114	124
Total 16-18 NEET with at least one vulnerable group	123	117	114	115	107	96	83	92	161	163	154		161

16-18 year old Not Knowns by Vulnerable Group	Apr-15	Mar-15	Feb-15	Jan-15	Dec-14	Nov-14	Oct-14	Sep-14	Aug-14	Jul-14	Jun-14	May-14	Apr-14
Children in Care	24	23	24	23	23	34	36	89	14	19	19	13	14
Caring for own child	9	9	9	7	8	10	10	17	6	5	5	3	5
Asylum seeker	2	2	2	2	2	2	4	2	2	2	2	2	1
Carer not own child	1	1	1	2	2	1	2	5	0	0	0	0	0
Substance Misuse	0	0	1	1	0	2	2	6	5	7	7	5	4
Care Leaver	3	3	2	2	2	2	1	1	0	0	0	0	0
Supervised by YOT	2	3	2	0	1	15	15	24	3	4	3	3	3
Pregnancy	4	2	3	3	2	2	2	6	2	2	2	2	2
Parent not caring for own child	0	0	0	0	0	0	0	0	1	1	1	1	2
SEND (16-18 year olds)	46	46	45	46	48	60	67	193	21	21	20	14	18
SEND (19+ year olds)	303	295	295	295	292	288	293	322	197	205	211	214	222
Total not known with at least one vulnerable group	75	72	75	72	74	103	111	295	44	49	48		42

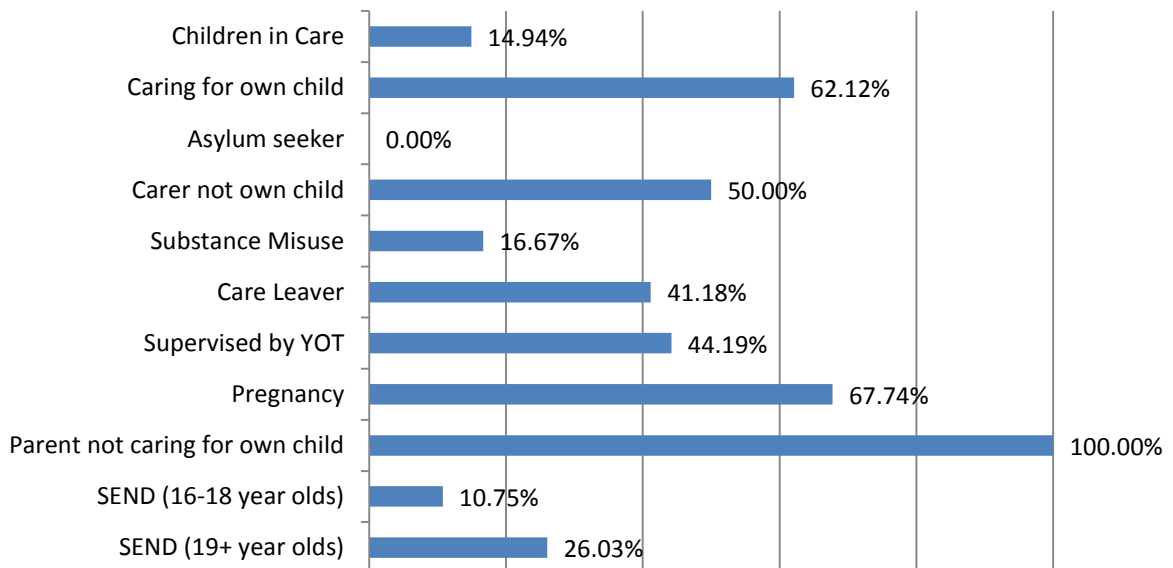
16-18 Year old NEET Leavers & Joiners	Aged 16	Aged 17	Aged 18	16-18 Total	Aged 19
Leaving NEET Total	1	2	8	11	9
Education	0	0	0	0	0
Employment	0	1	1	2	0
Government supported training	1	1	1	3	0
Re-engagement Provision	0	0	0	0	0
NEET in other area	0	0	0	0	0
Custodial Sentence	0	0	0	0	0
Moved Away	0	0	0	0	0
Cannot Be Contacted	0	0	0	0	0
Refused to disclose activity	0	0	0	0	0
Unknown Activity	0	0	6	6	0
Other Reason	0	0	0	0	9
Joining NEET Total	9	13	11	33	0
Education	5	7	0	12	0
Employment	1	2	3	6	0
Government supported training	1	0	0	1	0
Re-engagement Provision	0	0	0	0	0
NEET in other area	0	0	0	0	0
Other (inc custodial sentence)	2	4	8	14	0
Joiners>Leavers	-8	-11	-3	-22	9

16-18 Year Old NEET Labour Market Summary	No	%
Available:		
Working not for reward	6	2.94%
Not yet ready for work or learning	11	5.39%
Start Date agreed (other)	0	0.00%
Start Date agreed (RPA compliant)	3	1.47%
Seeking EET	184	90.20%
Available Total	204	100%
Unavailable:		
Young carers	0	0.00%
Teenage parents	19	29.23%
Illness	31	47.69%
Pregnancy	15	23.08%
Religious grounds	0	0.00%
Unlikely to be economically active	0	0.00%
Other reason	0	0.00%
Unavailable Total	65	100%

NEET Leavers and Joiners



% of Vulnerable Cohorts who are NEET



Education and Young People's Services Performance Management

NEET Monthly Report - Tonbridge & Malling

16-18 year old cohort by Vulnerable Group	Apr-15	Mar-15	Feb-15	Jan-15	Dec-14	Nov-14	Oct-14	Sep-14	Aug-14	Jul-14	Jun-14	May-14	Apr-14
Children in Care	32	32	31	31	31	27	27	27	26	26	24	23	23
Caring for own child	25	26	23	23	19	18	16	16	37	35	35	35	34
Asylum seeker	0	0	0	0	0	0	0	0	1	1	1	1	1
Carer not own child	11	11	10	9	9	9	9	9	10	10	10	10	10
Substance Misuse	4	4	3	3	3	7	7	7	9	9	10	10	10
Care Leaver	0	0	0	0	0	1	1	1	1	1	1	1	1
Supervised by YOT	11	11	10	10	11	15	16	13	10	10	9	10	10
Pregnancy	11	11	12	13	12	12	10	10	11	12	11	10	11
Parent not caring for own child	1	1	1	1	0	0	0	0	2	2	2	2	2
SEND (16-18 year olds)	139	139	141	141	142	140	142	140	156	156	140	140	142
SEND (19+ year olds)	273	273	273	275	275	275	275	275	225	229	232	237	272
Total 16-18 cohort with at least one vulnerable group	211	212	210	210	208	210	208	202	239	238	222		223

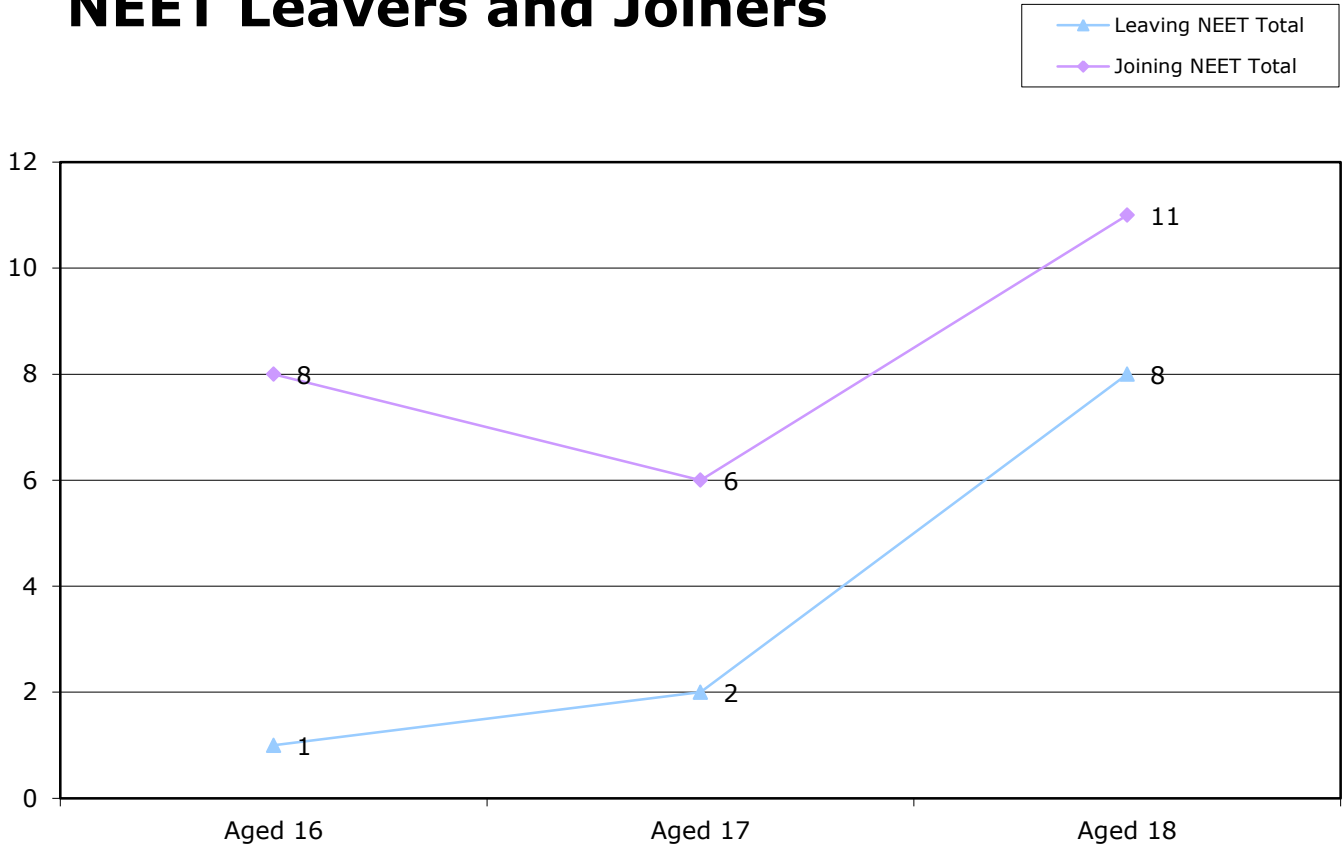
16-18 year old NEET by Vulnerable Group	Apr-15	Mar-15	Feb-15	Jan-15	Dec-14	Nov-14	Oct-14	Sep-14	Aug-14	Jul-14	Jun-14	May-14	Apr-14
Children in Care	1	1	0	0	1	0	0	0	4	3	4	3	3
Caring for own child	20	21	18	19	15	14	12	13	28	26	26	26	25
Asylum seeker	0	0	0	0	0	0	0	0	1	1	1	1	1
Carer not own child	3	3	3	2	2	2	2	2	2	2	2	2	2
Substance Misuse	1	1	0	0	0	0	0	0	1	1	2	2	2
Care Leaver	0	0	0	0	0	0	0	0	1	1	1	1	1
Supervised by YOT	6	6	3	4	4	4	3	3	5	4	4	5	5
Pregnancy	10	10	11	12	10	9	7	7	8	9	8	7	7
Parent not caring for own child	1	1	1	1	0	0	0	0	2	2	2	2	2
SEND (16-18 year olds)	11	11	11	10	8	7	6	6	13	15	12	12	12
SEND (19+ year olds)	48	48	48	49	49	49	50	50	46	46	47	49	51
Total 16-18 NEET with at least one vulnerable group	48	49	43	43	37	34	27	28	56	57	56		54

16-18 year old Not Knowns by Vulnerable Group	Apr-15	Mar-15	Feb-15	Jan-15	Dec-14	Nov-14	Oct-14	Sep-14	Aug-14	Jul-14	Jun-14	May-14	Apr-14
Children in Care	10	8	7	7	7	8	9	20	6	5	5	4	4
Caring for own child	1	1	1	1	1	1	1	2	3	3	3	3	3
Asylum seeker	0	0	0	0	0	0	0	0	0	0	0	0	0
Carer not own child	1	0	0	0	0	0	1	5	0	0	0	0	0
Substance Misuse	1	1	1	1	0	4	4	5	2	2	2	2	1
Care Leaver	0	0	0	0	0	1	1	1	0	0	0	0	0
Supervised by YOT	0	0	0	0	0	4	3	7	1	2	2	2	0
Pregnancy	0	0	0	0	1	1	1	2	1	1	1	1	1
Parent not caring for own child	0	0	0	0	0	0	0	2	0	0	0	0	0
SEND (16-18 year olds)	18	16	18	20	25	28	35	98	27	27	27	25	30
SEND (19+ year olds)	197	187	188	189	192	193	196	221	148	153	155	158	184
Total not known with at least one vulnerable group	27	23	24	26	31	41	49	128	33	33	35		35

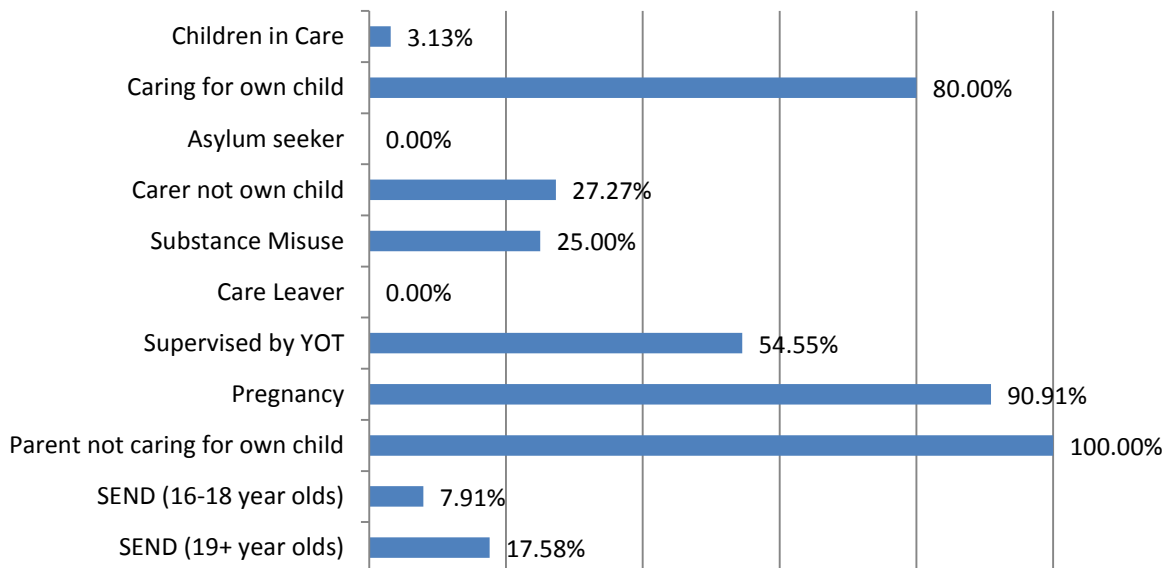
16-18 Year old NEET Leavers & Joiners	Aged 16	Aged 17	Aged 18	16-18 Total	Aged 19
Leaving NEET Total	1	2	8	11	9
Education	0	0	0	0	0
Employment	0	1	1	2	0
Government supported training	1	1	1	3	0
Re-engagement Provision	0	0	0	0	0
NEET in other area	0	0	0	0	0
Custodial Sentence	0	0	0	0	0
Moved Away	0	0	0	0	0
Cannot Be Contacted	0	0	0	0	0
Refused to disclose activity	0	0	0	0	0
Unknown Activity	0	0	6	6	0
Other Reason	0	0	0	0	9
Joining NEET Total	8	6	11	25	0
Education	4	0	0	4	0
Employment	1	2	3	6	0
Government supported training	1	0	0	1	0
Re-engagement Provision	0	0	0	0	0
NEET in other area	0	0	0	0	0
Other (inc custodial sentence)	2	4	8	14	0
Joiners>Leavers	-7	-4	-3	-14	9

16-18 Year Old NEET Labour Market Summary	No	%
Available:		
Working not for reward	6	2.94%
Not yet ready for work or learning	11	5.39%
Start Date agreed (other)	0	0.00%
Start Date agreed (RPA compliant)	3	1.47%
Seeking EET	184	90.20%
Available Total	204	100%
Unavailable:		
Young carers	0	0.00%
Teenage parents	19	29.23%
Illness	31	47.69%
Pregnancy	15	23.08%
Religious grounds	0	0.00%
Unlikely to be economically active	0	0.00%
Other reason	0	0.00%
Unavailable Total	65	100%

NEET Leavers and Joiners



% of Vulnerable Cohorts who are NEET



Education and Young People's Services Performance Management

NEET Monthly Report - Tunbridge Wells

16-18 year old cohort by Vulnerable Group	Apr-15	Mar-15	Feb-15	Jan-15	Dec-14	Nov-14	Oct-14	Sep-14	Aug-14	Jul-14	Jun-14	May-14	Apr-14
Children in Care	18	18	18	19	18	21	20	20	23	23	22	22	22
Caring for own child	16	15	14	13	9	9	8	8	30	30	30	30	30
Asylum seeker	4	4	4	4	4	4	4	4	5	5	5	5	5
Carer not own child	5	5	4	4	4	6	6	6	4	4	4	5	5
Substance Misuse	4	4	4	4	4	5	4	4	7	7	7	7	7
Care Leaver	6	6	5	5	5	5	5	5	1	1	1	1	0
Supervised by YOT	16	16	16	16	16	19	20	12	5	6	6	6	8
Pregnancy	9	8	10	10	10	9	9	9	11	12	11	11	11
Parent not caring for own child	2	2	2	2	2	2	2	2	2	2	2	2	2
SEND (16-18 year olds)	138	136	137	137	135	138	141	148	149	149	139	141	143
SEND (19+ year olds)	227	227	227	227	227	227	227	226	185	188	189	191	224
Total 16-18 cohort with at least one vulnerable group	196	192	191	190	184	190	194	194	214	214	204		208

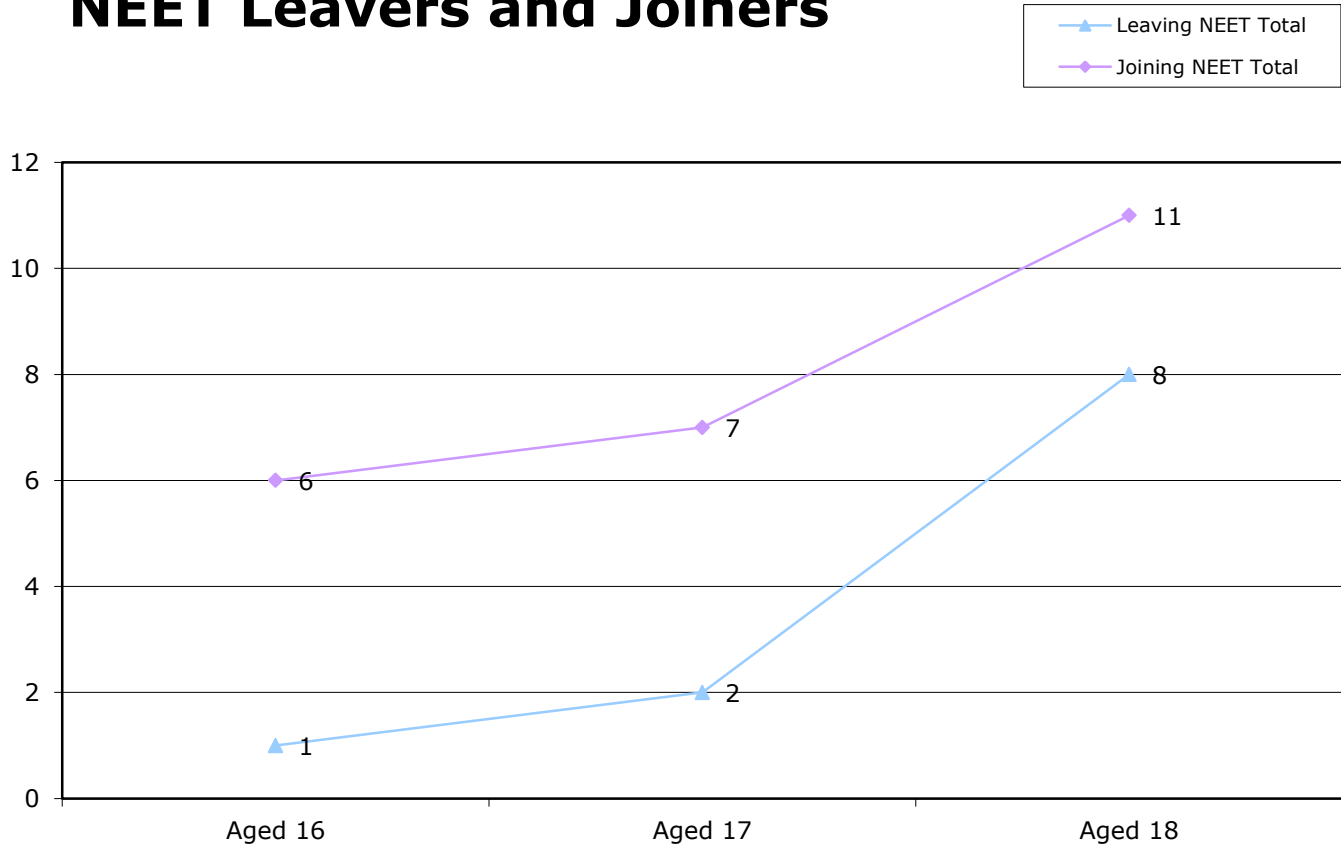
16-18 year old NEET by Vulnerable Group	Apr-15	Mar-15	Feb-15	Jan-15	Dec-14	Nov-14	Oct-14	Sep-14	Aug-14	Jul-14	Jun-14	May-14	Apr-14
Children in Care	1	1	0	1	0	0	0	2	6	4	6	6	6
Caring for own child	14	13	12	11	7	7	6	7	21	21	22	23	23
Asylum seeker	0	0	0	0	0	0	0	0	0	0	0	0	0
Carer not own child	1	2	1	1	1	1	1	0	0	0	0	0	0
Substance Misuse	2	2	1	1	1	1	0	1	2	1	2	2	2
Care Leaver	5	5	4	4	4	3	3	4	1	1	1	1	0
Supervised by YOT	5	5	3	3	3	2	1	2	3	2	3	3	2
Pregnancy	6	6	7	7	7	6	6	6	6	6	5	5	5
Parent not caring for own child	0	0	0	0	0	0	0	1	1	0	1	1	1
SEND (16-18 year olds)	8	7	6	6	6	5	5	5	10	12	9	11	12
SEND (19+ year olds)	32	32	31	31	31	30	30	30	27	23	22	23	28
Total 16-18 NEET with at least one vulnerable group	38	35	30	29	25	21	20	23	41	41	41		42

16-18 year old Not Knowns by Vulnerable Group	Apr-15	Mar-15	Feb-15	Jan-15	Dec-14	Nov-14	Oct-14	Sep-14	Aug-14	Jul-14	Jun-14	May-14	Apr-14
Children in Care	2	2	3	2	2	7	8	17	2	2	2	2	2
Caring for own child	1	0	0	0	0	0	0	1	1	1	1	2	3
Asylum seeker	0	0	0	0	0	0	0	3	1	1	1	1	1
Carer not own child	0	0	0	0	0	2	2	5	0	0	1	2	1
Substance Misuse	1	0	0	0	0	2	2	3	0	0	0	0	0
Care Leaver	1	0	0	0	0	1	1	1	0	0	0	0	0
Supervised by YOT	2	1	0	0	0	5	6	10	0	1	1	1	1
Pregnancy	0	0	0	0	1	2	2	2	0	0	2	2	2
Parent not caring for own child	1	0	0	0	0	0	0	1	0	0	0	0	0
SEND (16-18 year olds)	19	20	19	21	22	30	39	114	16	16	14	12	16
SEND (19+ year olds)	179	165	166	152	151	153	156	172	101	127	131	130	141
Total not known with at least one vulnerable group	23	22	21	22	24	41	51	139	18	18	19		23

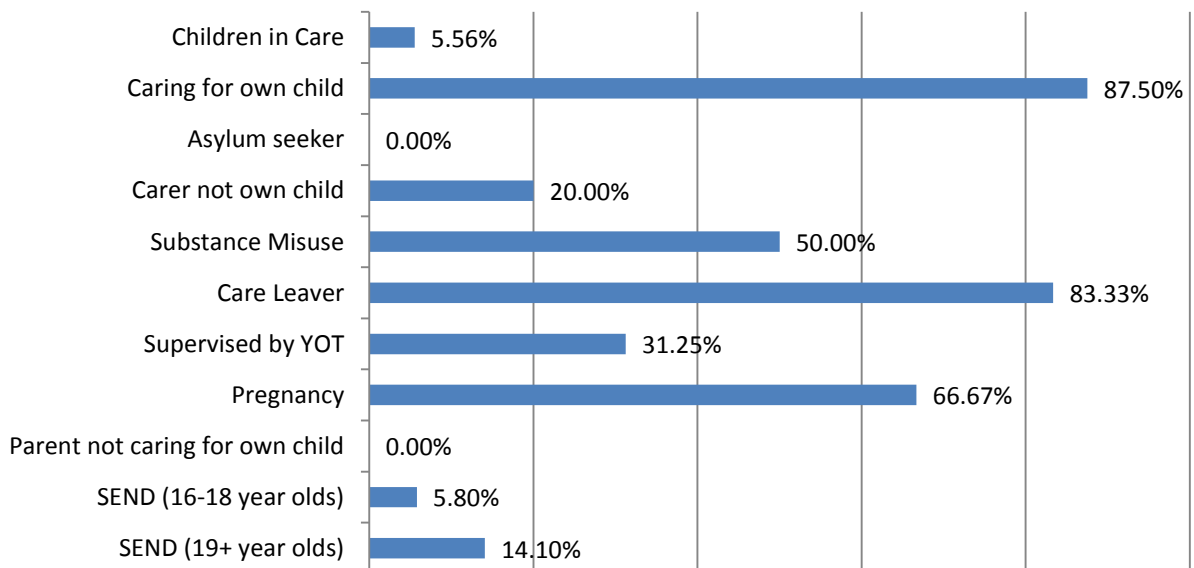
16-18 Year old NEET Leavers & Joiners	Aged 16	Aged 17	Aged 18	16-18 Total	Aged 19
Leaving NEET Total	1	2	8	11	9
Education	0	0	0	0	0
Employment	0	1	1	2	0
Government supported training	1	1	1	3	0
Re-engagement Provision	0	0	0	0	0
NEET in other area	0	0	0	0	0
Custodial Sentence	0	0	0	0	0
Moved Away	0	0	0	0	0
Cannot Be Contacted	0	0	0	0	0
Refused to disclose activity	0	0	0	0	0
Unknown Activity	0	0	6	6	0
Other Reason	0	0	0	0	9
Joining NEET Total	6	7	11	24	0
Education	2	1	0	3	0
Employment	1	2	3	6	0
Government supported training	1	0	0	1	0
Re-engagement Provision	0	0	0	0	0
NEET in other area	0	0	0	0	0
Other (inc custodial sentence)	2	4	8	14	0
Joiners>Leavers	-5	-5	-3	-13	9

16-18 Year Old NEET Labour Market Summary	No	%
Available:		
Working not for reward	6	2.94%
Not yet ready for work or learning	11	5.39%
Start Date agreed (other)	0	0.00%
Start Date agreed (RPA compliant)	3	1.47%
Seeking EET	184	90.20%
Available Total	204	100%
Unavailable:		
Young carers	0	0.00%
Teenage parents	19	29.23%
Illness	31	47.69%
Pregnancy	15	23.08%
Religious grounds	0	0.00%
Unlikely to be economically active	0	0.00%
Other reason	0	0.00%
Unavailable Total	65	100%

NEET Leavers and Joiners



% of Vulnerable Cohorts who are NEET

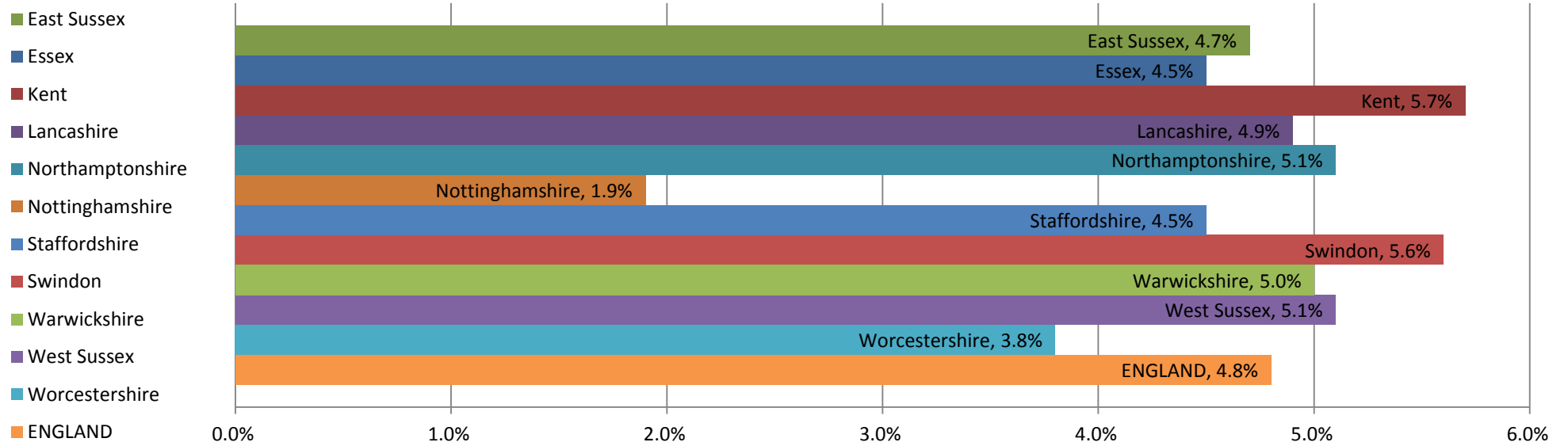


Education and Young People's Services Performance Management
Kent/National/Statistical Neighbours
AS AT 31st March 2015

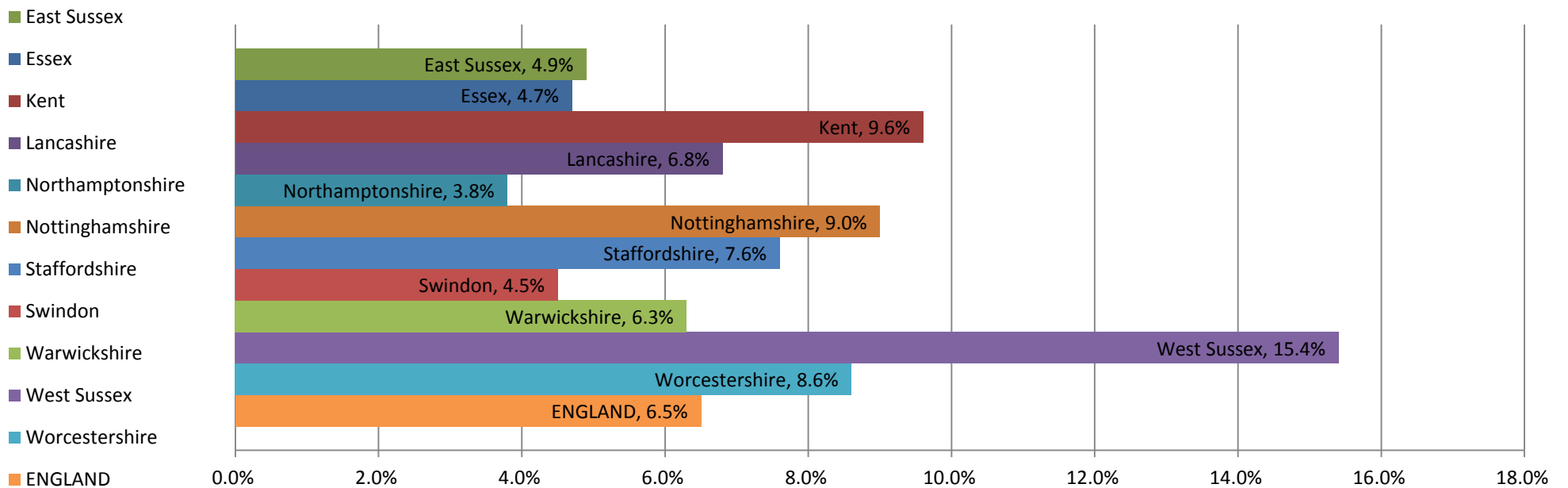
	NEET		Not known		In learning	
	% Academic Age16-18s NEET	% change over last 12 months	% Academic Age16-18s NK	% change over last 12 months	% Academic Age16-18s in learning	% change over last 12 months
ENGLAND	4.8%	-9.4%	6.5%	-6.0%	83.2%	1.0%

Name	NEET Ranked Position	Academic Age16-18 (Y12-Y14) NEET %	Y12 NEET%	Y13 NEET%	Y14 NEET%	N/K Ranked Position	Academic Age 16 - 18 (Y12-Y14) NK %	Y12 NK%	Y13 NK%	Y14 NK%	Academic Age 16 - 18 (Y12-14) In Learning %	Y12 In Learning %	Y13 In Learning %	Y14 In Learning %
Kent	11	5.7%	2.5%	5.5%	9.4%	10	9.6%	3.5%	9.0%	16.6%	78.1%	93.0%	81.8%	59.1%
East Sussex	5	4.7%	2.7%	5.0%	6.7%	4	4.9%	0.7%	2.4%	12.4%	81.1%	93.8%	86.3%	61.7%
Essex	3	4.5%	2.4%	4.6%	6.6%	3	4.7%	1.3%	4.1%	8.8%	81.0%	94.7%	84.7%	63.3%
Lancashire	6	4.9%	2.3%	4.6%	7.9%	6	6.8%	2.6%	7.2%	10.5%	85.0%	94.5%	86.5%	74.2%
Northamptonshire	8	5.1%	2.7%	5.1%	7.8%	1	3.8%	2.2%	3.7%	5.7%	82.2%	94.0%	86.4%	65.3%
Nottinghamshire	1	1.9%	1.3%	1.6%	2.9%	9	9.0%	4.5%	8.0%	14.5%	88.9%	94.0%	90.1%	82.6%
Staffordshire	3	4.5%	2.4%	4.5%	6.9%	7	7.6%	4.4%	4.0%	14.5%	81.8%	92.0%	88.1%	64.6%
Swindon	10	5.6%	2.1%	4.7%	10.3%	2	4.5%	1.2%	2.6%	9.7%	82.9%	95.3%	87.2%	66.2%
Warwickshire	7	5.0%	1.9%	4.2%	9.2%	5	6.3%	2.8%	4.4%	11.7%	84.3%	94.5%	88.6%	70.2%
West Sussex	8	5.1%	1.6%	4.1%	10.7%	11	15.4%	7.4%	13.1%	25.9%	75.7%	90.6%	80.3%	55.7%
Worcestershire	2	3.8%	2.5%	3.9%	5.0%	8	8.6%	2.3%	6.6%	16.9%	83.5%	93.8%	86.5%	70.1%
Mean Indicator for Statistical neighbours		4.5%	2.2%	4.2%	7.4%		7.2%	2.9%	5.6%	13.1%	82.6%	93.7%	86.5%	67.4%

Statistical Neighbours NEETs March 2015



Statistical Neighbours Not Knowns March 2015



**Education and Young People's Services Performance Management
NEET Monthly Report - Kent**

Year 11 intended destinations summary	Cohort total	Total not yet recorded/undecided	%age of total
Kent	17144	2,394	14.0%
Ashford	1384	194	14.0%
Canterbury	1665	244	14.7%
Dartford	1428	155	10.9%
Dover	1417	151	10.7%
Gravesham	1259	70	5.6%
Maidstone	1921	151	7.9%
Sevenoaks	506	110	21.7%
Shepway	1133	236	20.8%
Swale	1663	477	28.7%
Thanet	1609	209	13.0%
Tonbridge & Malling	1640	266	16.2%
Tunbridge Wells	1519	131	8.6%