

Education and Young People's Services

Young People Not in Education, Employment or Training (NEET)

Monthly Report - April 2014

Produced by: Management Information Unit, KCC

Publication Date: 15th May 2014

The figures are based on the monthly submission made to DfE via NCCIS for Kent County Council . Academic age is the age of the young person on 31st August (i.e.: prior to the start of the academic year). The figures include all 16 -18 year olds based on academic age with a Kent County Council area postcode as their primary address.



Executive Summary

- As a result of contractual changes the information is now reported by academic age instead of actual age
- NEETs have increased from the previous month from 5.95% of the cohort to 6.05%
- Not knowns have increased from the previous month from 5.80% of the cohort to 8.67%
- Not yet recorded/undecided Intended destinations have decreased from 37.8% of the cohort for the same period last year to 11.4%

Education and Young People's Services Performance Management

NEET Monthly Report - Kent

16-18 year old NEET Summary	Total Cohort 16-18	No. NEET 16-18	% NEET 16-18	NEET Target 16-18	Diff from target	% NEET Age 16	% NEET Age 17	% NEET Age 18	No. Not Known	% Not Known	Progress RPA - Participating	
											% Age 16	% Age 17
Kent	51,635	2,801	6.05	5.40	0.65	3.47	5.97	9.00	4,479	8.67	91.89	82.13
Ashford	4,599	233	5.63	4.55	1.09	4.15	5.40	7.41	348	7.57	91.25	80.92
Canterbury	4,747	214	4.89	4.41	0.48	3.02	5.19	6.59	260	5.48	94.51	86.73
Dartford	3,445	179	5.99	5.49	0.50	2.97	6.15	9.10	386	11.20	91.74	81.05
Dover	3,929	290	7.94	6.03	1.91	4.59	6.70	12.87	273	6.95	90.69	82.83
Gravesham	3,949	228	6.67	5.45	1.23	4.02	5.84	10.63	487	12.33	90.22	79.52
Maidstone	5,343	268	5.64	5.39	0.25	3.15	5.00	8.92	486	9.10	91.60	83.64
Sevenoaks	3,374	109	3.74	3.54	0.20	1.63	4.06	5.62	285	8.45	92.64	85.20
Shepway	3,819	234	7.00	6.55	0.45	3.34	7.62	10.45	427	11.18	90.66	78.92
Swale	5,251	337	7.04	6.57	0.47	4.19	8.09	9.17	423	8.06	91.50	79.07
Thanet	5,039	397	8.45	7.54	0.91	4.84	8.29	12.91	342	6.79	92.13	81.60
Tonbridge & Malling	4,372	165	4.44	3.61	0.83	2.50	4.42	6.83	483	11.05	93.55	82.33
Tunbridge Wells	3,768	147	4.39	3.57	0.82	2.29	4.27	6.90	279	7.40	91.82	83.54

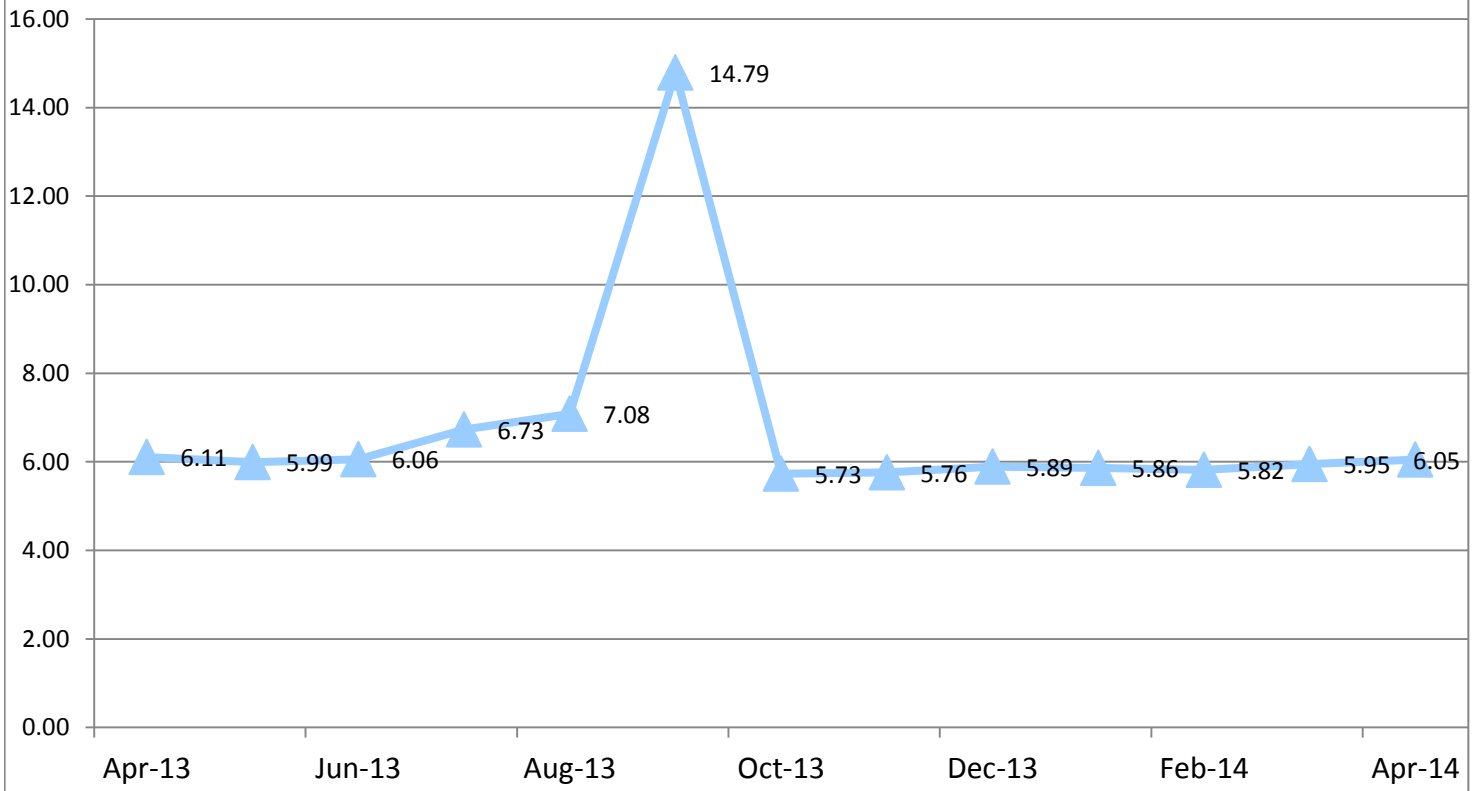
16-18 year old NEET % Trends	Apr-14	Mar-14	Feb-14	Jan-14	Dec-13	Nov-13	Oct-13	Sep-13	Aug-13	Jul-13	Jun-13	May-13	Apr-13
Kent	6.05	5.95	5.82	5.86	5.89	5.76	5.73	14.79	7.08	6.73	6.06	5.99	6.11
Ashford	5.63	5.46	5.37	5.22	5.27	5.11	5.16	12.92	6.62	6.17	5.60	5.55	5.49
Canterbury	4.89	5.10	4.99	5.24	5.44	5.16	4.39	18.10	6.34	6.04	5.32	5.26	5.41
Dartford	5.99	5.76	5.48	5.80	6.00	5.89	6.99	13.33	6.87	6.50	5.91	5.90	5.97
Dover	7.94	7.53	7.19	7.07	7.09	7.00	6.39	13.05	7.71	7.42	6.92	6.71	6.89
Gravesham	6.67	6.50	6.45	6.35	6.61	6.25	7.77	20.33	6.57	6.60	5.78	5.73	5.86
Maidstone	5.64	5.46	5.34	5.41	5.17	4.84	4.95	9.15	6.11	5.70	4.98	5.06	5.12
Sevenoaks	3.74	3.76	3.74	4.09	4.53	4.53	5.25	14.64	4.68	4.33	3.66	3.71	3.67
Shepway	7.00	7.20	6.94	7.34	6.97	7.04	5.60	16.85	9.02	8.54	7.68	7.71	8.09
Swale	7.04	7.06	6.83	6.75	6.88	6.91	7.09	15.80	9.09	8.68	7.60	7.53	7.76
Thanet	8.45	8.19	8.08	8.09	7.89	7.79	7.19	21.49	10.57	10.08	9.70	9.46	9.51
Tonbridge & Malling	4.44	4.40	4.26	4.18	4.24	4.05	4.40	15.67	5.51	5.31	4.63	4.45	4.70
Tunbridge Wells	4.39	4.17	4.28	4.02	4.03	3.63	3.81	10.56	4.87	4.57	4.06	4.07	4.05

16-18 year old Not Known % Trends	Apr-14	Mar-14	Feb-14	Jan-14	Dec-13	Nov-13	Oct-13	Sep-13	Aug-13	Jul-13	Jun-13	May-13	Apr-13
Kent	8.67	5.80	4.69	4.60	6.60	14.06	27.56	77.67	11.70	11.65	2.70	2.37	2.24
Ashford	7.57	3.67	2.45	2.02	4.33	10.25	22.39	74.34	15.88	14.44	2.67	2.42	2.11
Canterbury	5.48	3.11	2.25	1.97	2.70	5.91	16.39	88.03	11.40	11.44	2.89	2.58	2.66
Dartford	11.20	9.18	9.04	8.42	13.34	36.11	53.55	82.14	11.63	11.44	1.57	1.27	1.25
Dover	6.95	1.63	0.84	0.89	1.40	2.01	18.11	69.16	4.43	9.32	0.88	0.73	0.98
Gravesham	12.33	10.06	8.95	9.50	14.73	24.28	44.19	85.96	12.70	12.03	4.44	3.26	3.28
Maidstone	9.10	6.70	5.15	4.81	7.26	18.11	29.12	69.22	14.88	13.53	2.24	2.35	1.72
Sevenoaks	8.45	6.58	5.69	7.43	9.98	26.86	39.64	84.93	10.68	10.66	1.56	1.24	1.10
Shepway	11.18	8.09	6.70	5.96	7.39	11.78	21.10	73.88	10.31	10.83	2.22	1.83	1.60
Swale	8.06	4.84	3.05	2.28	3.34	7.03	20.81	71.04	13.00	12.64	3.53	2.76	2.65
Thanet	6.79	3.23	2.66	2.44	3.98	7.23	16.72	77.24	10.94	10.79	4.60	4.34	4.34
Tonbridge & Malling	11.05	9.00	7.77	8.54	9.71	15.29	30.18	83.42	11.40	10.97	2.54	2.59	2.84
Tunbridge Wells	7.40	5.36	3.99	3.56	4.62	13.45	31.96	77.75	10.86	10.33	2.38	2.07	1.52

NEETs based on length of time in NEET					
	0-6 weeks	7-13 weeks	14-26 weeks	27-52 weeks	52+ weeks
Kent	57	142	594	1223	785
Ashford	1	15	58	105	54
Canterbury	1	6	51	97	59
Dartford	5	12	34	83	45
Dover	13	20	78	108	71
Gravesham	4	17	32	97	78
Maidstone	10	14	78	97	69
Sevenoaks	2	3	17	53	34
Shepway	5	12	42	96	79
Swale	7	17	71	150	92
Thanet	4	12	72	198	111
Tonbridge & Malling	3	8	26	72	56
Tunbridge Wells	2	6	35	67	37

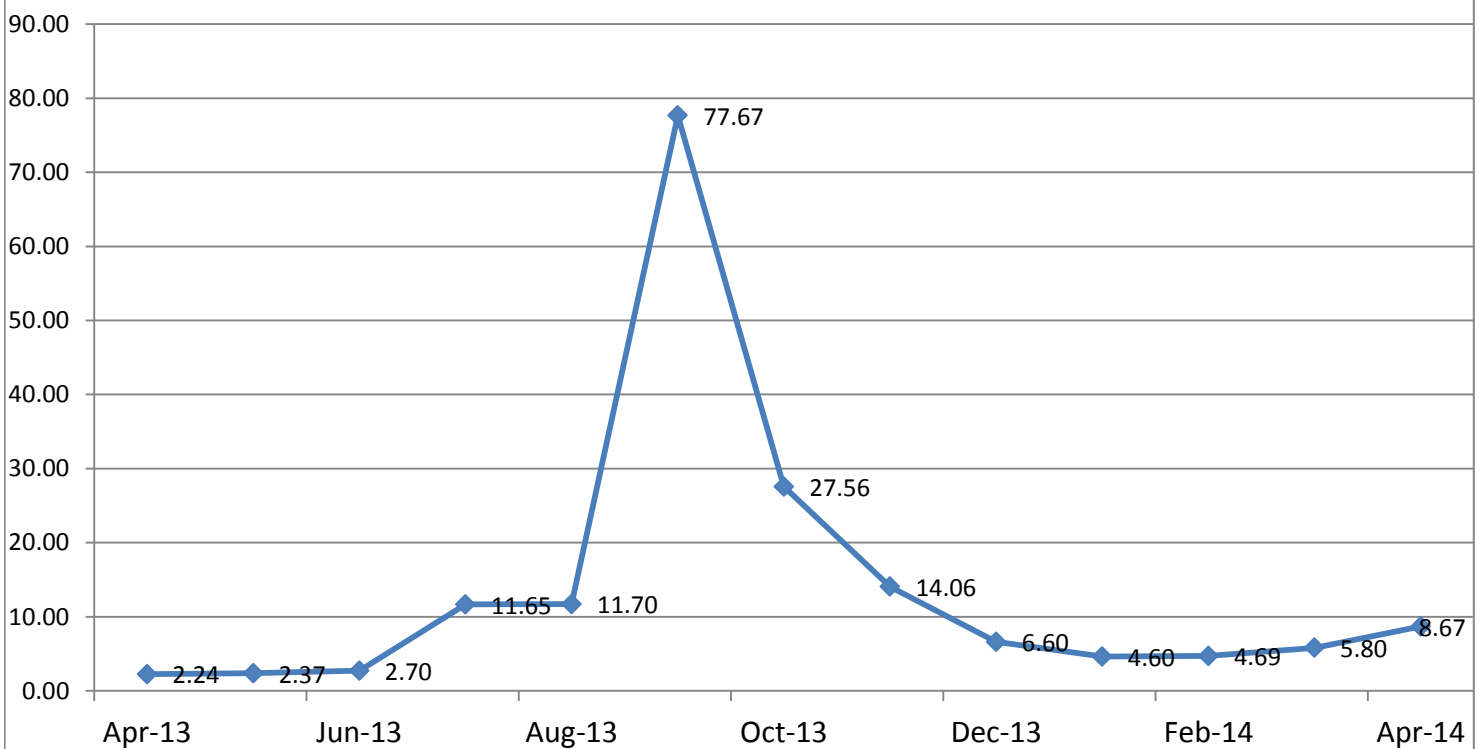
Kent NEET % trends

16-18 year old NEET % Trends



Kent Not Known % trends

16-18 year old Not Known % Trends



Education and Young People's Services Performance Management

NEET Monthly Report - Kent

16-18 year old cohort by Vulnerable Group	Apr-14	Mar-14	Feb-14	Jan-14	Dec-13	Nov-13	Oct-13	Sep-13	Aug-13	Jul-13	Jun-13	May-13	Apr-13
Children in Care	701	699	700	704	706	711	731	736	715	716	718	720	724
Caring for own child	530	527	512	502	482	444	409	385	816	767	767	741	720
Asylum seeker	78	78	79	79	83	85	93	93	150	151	151	148	149
Carer not own child	86	85	83	84	84	82	80	79	112	111	110	110	108
Substance Misuse	162	161	161	159	160	158	157	156	161	163	161	162	162
Care Leaver	63	63	61	60	59	58	56	55	134	135	135	134	132
Supervised by YOT	204	204	202	197	320	315	322	329	285	281	301	308	316
Pregnancy	176	176	179	179	180	183	170	140	190	192	206	211	214
Parent not caring for own child	23	23	22	22	21	19	20	20	36	35	35	35	34
SEND (16-18 year olds)	2113	2114	2112	2117	2124	2119	2135	2143	2104	2113	2118	2117	2122
SEND (19-24 year olds)	3871	3464	3506	3542	3595	3640	3685	3728	3028	3096	3158	3216	3276

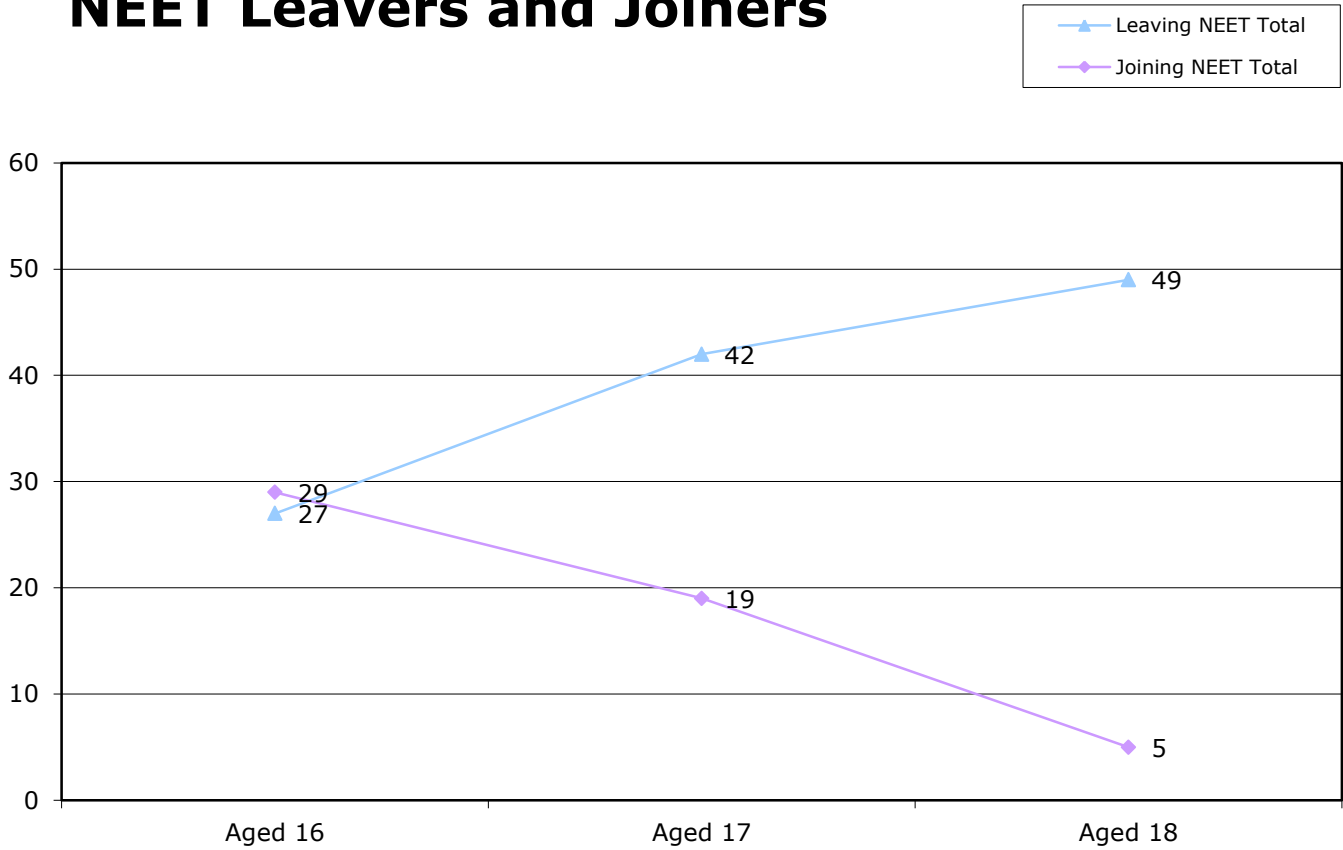
16-18 year old NEET by Vulnerable Group	Apr-14	Mar-14	Feb-14	Jan-14	Dec-13	Nov-13	Oct-13	Sep-13	Aug-13	Jul-13	Jun-13	May-13	Apr-13
Children in Care	158	154	147	151	146	130	119	119	151	128	126	123	128
Caring for own child	382	383	371	375	354	315	279	265	569	547	531	516	515
Asylum seeker	5	6	5	5	7	6	5	7	9	9	11	11	8
Carer not own child	29	28	27	27	28	22	20	19	43	43	41	40	40
Substance Misuse	59	57	54	55	53	49	43	42	58	51	53	52	56
Care Leaver	33	33	29	29	25	23	25	23	67	63	67	69	72
Supervised by YOT	85	79	72	76	111	96	97	100	97	88	93	87	91
Pregnancy	121	121	122	126	128	129	112	89	120	122	135	139	142
Parent not caring for own child	12	11	12	13	10	8	11	10	19	17	17	19	18
SEND (16-18 year olds)	258	258	249	244	233	215	190	170	290	263	270	262	267
SEND (19-24 year olds)	822	760	765	772	777	779	788	826	702	713	711	718	738

16-18 year old Not Known by Vulnerable Group	Apr-14	Mar-14	Feb-14	Jan-14	Dec-13	Nov-13	Oct-13	Sep-13	Aug-13	Jul-13	Jun-13	May-13	Apr-13
Children in Care	75	45	37	41	60	95	199	465	82	83	30	26	25
Caring for own child	37	23	19	14	20	27	40	59	75	75	36	30	28
Asylum seeker	20	15	13	13	15	22	41	70	32	32	14	13	15
Carer not own child	7	5	4	4	5	11	17	46	14	14	4	4	3
Substance Misuse	30	14	8	7	13	22	40	73	22	24	11	8	7
Care Leaver	11	7	4	4	4	5	8	19	22	22	9	4	3
Supervised by YOT	16	8	5	4	18	26	53	117	34	34	20	18	14
Pregnancy	11	6	5	4	6	11	23	33	19	18	10	10	9
Parent not caring for own child	3	2	2	2	3	2	2	4	5	5	4	3	2
SEND (16-18 year olds)	195	121	105	107	145	208	480	1557	215	183	47	49	46
SEND (19-24 year olds)	2271	2190	2210	2223	2232	2222	2337	2595	1788	1766	1630	1730	1747

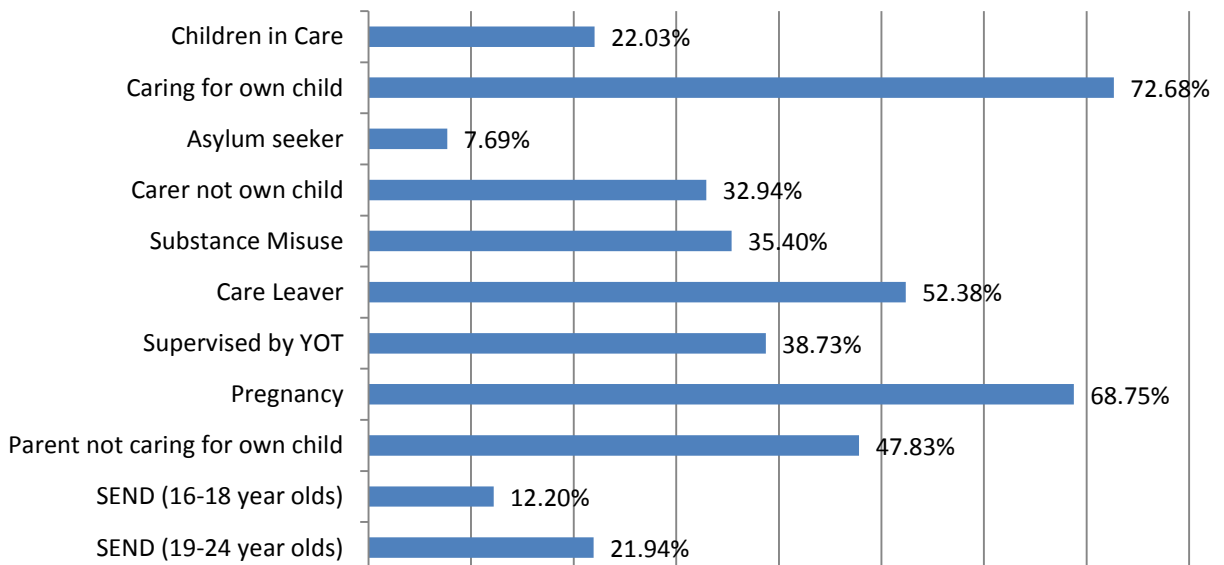
16-18 Year old NEET Leavers & Joiners	Aged 16	Aged 17	Aged 18	16-18 Total	Aged 19
Leaving NEET Total	27	42	49	118	86
Education	0	2	0	2	0
Employment	14	25	42	81	0
Government supported training	9	15	4	28	0
Re-engagement Provision	0	0	0	0	0
NEET in other area	2	0	2	4	0
Custodial Sentence	1	0	0	1	0
Moved Away	1	0	0	1	86
Cannot Be Contacted	0	0	0	0	0
Refused to disclose activity	0	0	0	0	0
Unknown Activity	0	0	0	0	0
Other Reason	0	0	1	1	0
Joining NEET Total	29	19	5	53	0
Education	13	8	1	22	0
Employment	2	5	0	7	0
Government supported training	10	4	2	16	0
Re-engagement Provision	0	0	0	0	0
NEET in other area	0	0	0	0	0
Other (inc custodial sentence)	4	2	2	8	0
Joiners>Leavers	-2	23	44	65	86

16-18 Year Old NEET Labour Market Summary	No	%
Available:		
Working not for reward	40	1.82%
Not yet ready for work or learning	155	7.04%
Start Date agreed	31	1.41%
Seeking EET	1975	89.73%
Available Total	2201	100%
Unavailable:		
Young carers	13	2.17%
Teenage parents	318	53.00%
Illness	195	32.50%
Pregnancy	66	11.00%
Religious grounds	0	0.00%
Unlikely to be economically active	8	1.33%
Other reason	0	0.00%
Unavailable Total	600	100%

NEET Leavers and Joiners



% of Vulnerable Cohorts who are NEET



Education and Young People's Services Performance Management

NEET Monthly Report - Ashford

16-18 year old cohort by Vulnerable Group	Apr-14	Mar-14	Feb-14	Jan-14	Dec-13	Nov-13	Oct-13	Sep-13	Aug-13	Jul-13	Jun-13	May-13	Apr-13
Children in Care	70	72	70	71	72	70	77	76	65	65	65	67	67
Caring for own child	34	34	32	32	32	30	28	27	69	51	66	62	62
Asylum seeker	10	10	10	10	10	11	12	10	18	19	19	17	17
Carer not own child	9	9	9	9	9	9	8	7	8	8	8	7	7
Substance Misuse	12	12	11	11	11	9	6	7	9	9	9	9	8
Care Leaver	10	10	11	11	9	10	9	9	17	16	16	15	15
Supervised by YOT	13	13	12	12	17	17	20	18	16	16	15	17	17
Pregnancy	13	13	14	12	9	9	6	7	18	20	19	20	18
Parent not caring for own child	2	2	2	2	2	2	2	2	6	6	6	5	5
SEND (16-18 year olds)	175	176	176	174	175	187	194	190	167	166	166	168	171
SEND (19-24 year olds)	319	276	277	280	282	283	286	287	238	243	249	254	254

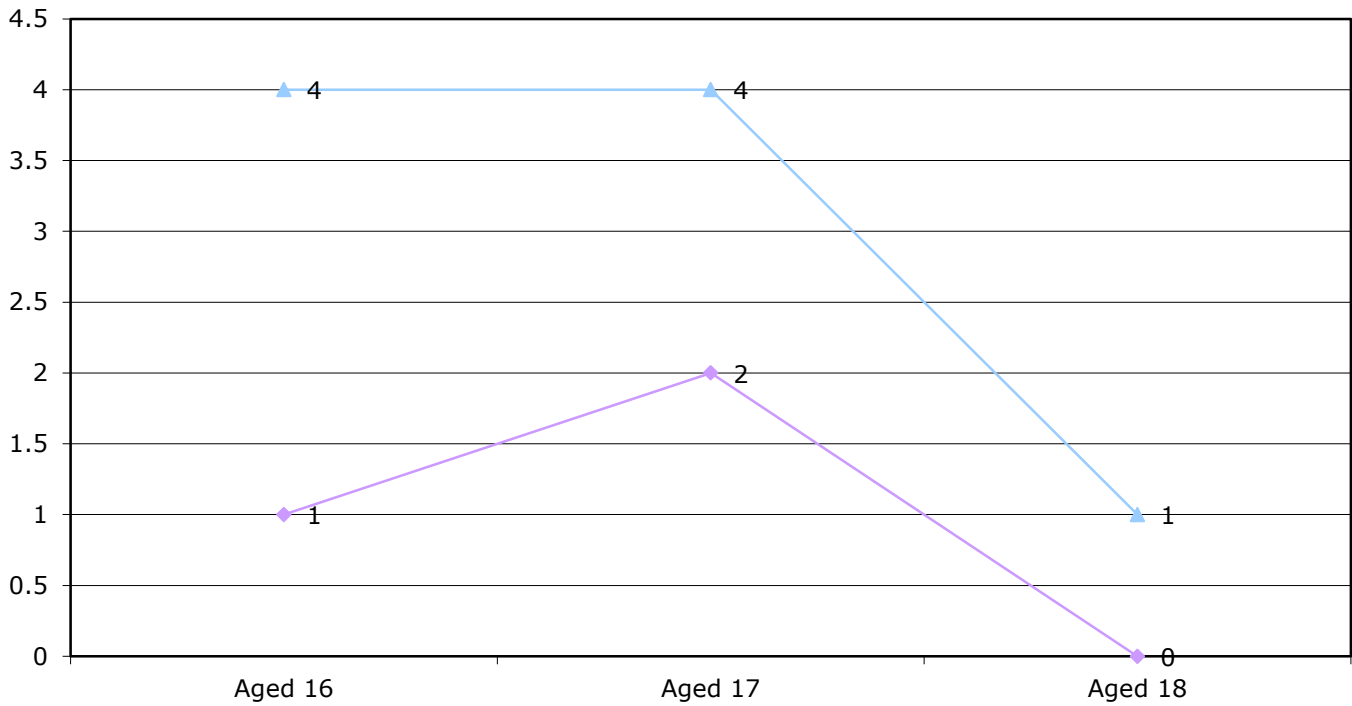
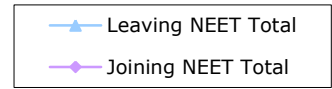
16-18 year old NEET by Vulnerable Group	Apr-14	Mar-14	Feb-14	Jan-14	Dec-13	Nov-13	Oct-13	Sep-13	Aug-13	Jul-13	Jun-13	May-13	Apr-13
Children in Care	15	15	13	16	16	11	13	12	12	11	11	10	9
Caring for own child	22	22	20	22	23	22	20	20	47	40	48	43	43
Asylum seeker	0	0	0	0	0	0	1	1	2	3	3	2	1
Carer not own child	2	1	1	1	1	1	1	1	3	3	3	2	2
Substance Misuse	6	6	5	5	3	2	2	3	3	3	3	3	3
Care Leaver	7	7	8	9	6	4	5	6	10	7	9	9	10
Supervised by YOT	4	4	3	3	4	4	8	6	5	4	4	4	4
Pregnancy	9	9	8	8	6	5	3	5	10	12	13	14	12
Parent not caring for own child	1	1	1	1	1	1	1	1	3	2	2	1	1
SEND (16-18 year olds)	22	23	23	21	21	19	16	13	24	20	21	23	22
SEND (19-24 year olds)	45	37	38	38	38	38	39	42	29	28	31	35	35

16-18 year old Not Knowns by Vulnerable Group	Apr-14	Mar-14	Feb-14	Jan-14	Dec-13	Nov-13	Oct-13	Sep-13	Aug-13	Jul-13	Jun-13	May-13	Apr-13
Children in Care	11	7	6	7	10	9	19	46	12	11	5	4	4
Caring for own child	6	1	1	1	2	0	0	3	3	3	1	1	1
Asylum seeker	3	2	2	2	2	1	4	6	7	6	4	3	3
Carer not own child	1	1	0	0	0	0	0	5	3	3	2	2	1
Substance Misuse	0	0	0	0	0	0	1	3	2	2	1	1	1
Care Leaver	1	0	0	0	0	0	0	1	3	2	0	0	0
Supervised by YOT	2	0	0	0	0	1	1	9	5	5	3	3	3
Pregnancy	1	0	0	0	0	1	1	1	2	2	0	0	0
Parent not caring for own child	1	1	1	1	1	1	1	1	3	4	3	2	2
SEND (16-18 year olds)	14	10	10	9	16	17	51	124	24	21	6	10	10
SEND (19-24 year olds)	202	198	195	198	200	196	207	237	177	177	165	167	168

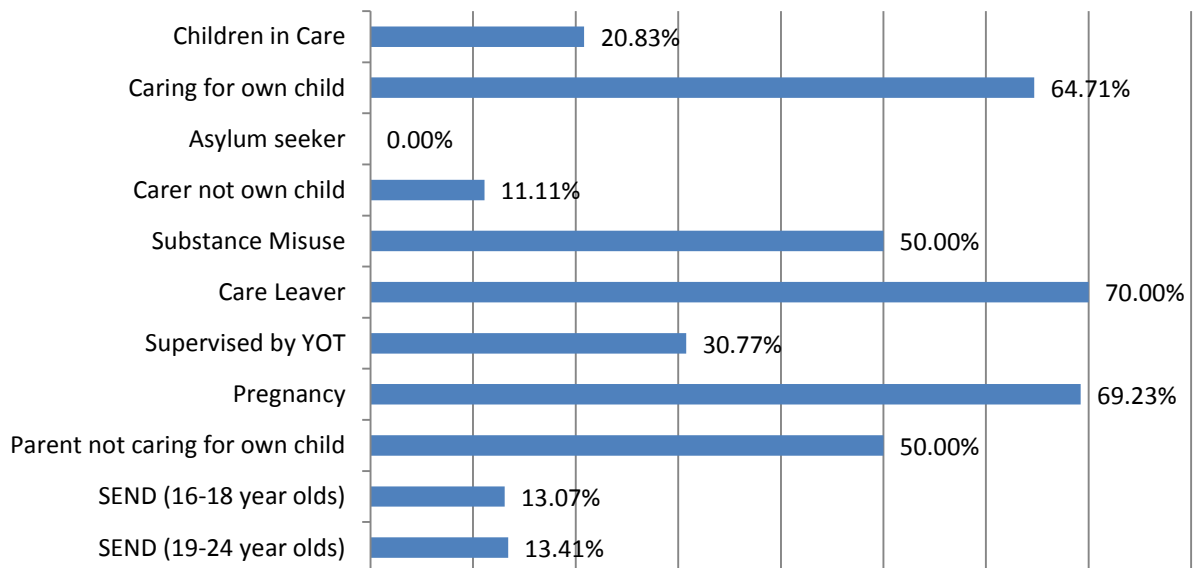
16-18 Year old NEET Leavers & Joiners	Aged 16	Aged 17	Aged 18	16-18 Total	Aged 19
Leaving NEET Total	4	4	1	9	5
Education	0	0	0	0	0
Employment	2	2	1	5	0
Government supported training	0	2	0	2	0
Re-engagement Provision	0	0	0	0	0
NEET in other area	1	0	0	1	0
Custodial Sentence	0	0	0	0	0
Moved Away	1	0	0	1	5
Cannot Be Contacted	0	0	0	0	0
Refused to disclose activity	0	0	0	0	0
Unknown Activity	0	0	0	0	0
Other Reason	0	0	0	0	0
Joining NEET Total	1	2	0	3	0
Education	1	1	0	2	0
Employment	0	0	0	0	0
Government supported training	0	0	0	0	0
Re-engagement Provision	0	0	0	0	0
NEET in other area	0	0	0	0	0
Other (inc custodial sentence)	0	1	0	1	0

16-18 Year Old NEET Labour Market Summary	No	%
Available:		
Working not for reward	3	1.49%
Not yet ready for work or learning	10	4.98%
Start Date agreed	7	3.48%
Seeking EET	181	90.05%
Available Total	201	100%
Unavailable:		
Young carers	0	0.00%
Teenage parents	21	65.63%
Illness	8	25.00%
Pregnancy	3	9.38%
Religious grounds	0	0.00%
Unlikely to be economically active	0	0.00%
Other reason	0	0.00%
Unavailable Total	32	100%

NEET Leavers and Joiners



% of Vulnerable Cohorts who are NEET



Education and Young People's Services Performance Management

NEET Monthly Report - Canterbury

16-18 year old cohort by Vulnerable Group	Apr-14	Mar-14	Feb-14	Jan-14	Dec-13	Nov-13	Oct-13	Sep-13	Aug-13	Jul-13	Jun-13	May-13	Apr-13
Children in Care	92	91	93	93	94	98	105	102	98	99	99	98	98
Caring for own child	36	36	35	36	33	28	28	28	52	35	50	48	46
Asylum seeker	12	12	12	12	13	15	18	18	27	27	27	25	25
Carer not own child	5	5	5	5	5	5	5	5	4	4	4	4	4
Substance Misuse	13	14	14	14	14	14	14	15	12	12	12	10	10
Care Leaver	1	2	2	2	2	1	1	0	10	10	10	9	9
Supervised by YOT	19	19	19	17	20	14	15	24	15	17	18	16	19
Pregnancy	14	14	13	14	16	16	12	10	17	16	18	17	18
Parent not caring for own child	1	1	1	1	1	1	1	1	1	1	1	1	1
SEND (16-18 year olds)	219	219	219	221	222	219	222	217	198	200	198	198	199
SEND (19-24 year olds)	338	310	311	317	327	333	335	338	274	277	284	288	294

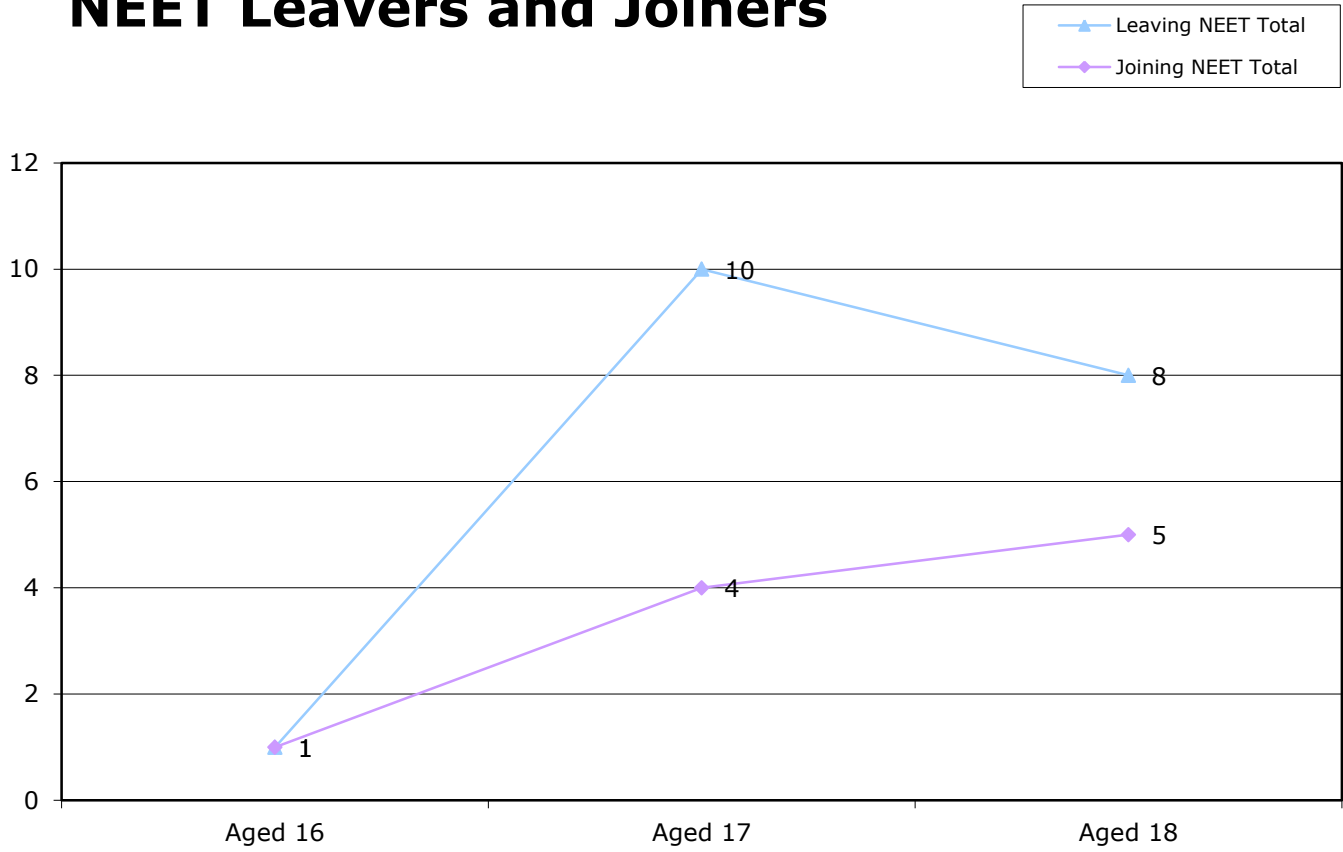
16-18 year old NEET by Vulnerable Group	Apr-14	Mar-14	Feb-14	Jan-14	Dec-13	Nov-13	Oct-13	Sep-13	Aug-13	Jul-13	Jun-13	May-13	Apr-13
Children in Care	9	9	10	12	11	10	9	10	16	13	14	13	12
Caring for own child	24	25	23	24	21	17	18	19	37	36	34	34	31
Asylum seeker	0	0	0	1	1	1	0	0	1	0	0	0	0
Carer not own child	1	1	1	2	2	2	2	2	2	2	2	2	2
Substance Misuse	3	4	4	4	3	3	3	5	5	5	5	3	4
Care Leaver	0	1	1	1	1	1	1	0	5	5	5	5	5
Supervised by YOT	11	4	4	7	5	3	6	9	4	4	5	4	7
Pregnancy	0	11	11	12	13	14	10	8	12	12	14	12	13
Parent not caring for own child	0	0	1	1	1	1	1	1	0	0	0	0	0
SEND (16-18 year olds)	20	21	21	21	23	19	16	17	29	30	31	33	33
SEND (19-24 year olds)	80	79	80	81	85	86	88	91	79	79	77	77	78

16-18 year old Not Known by Vulnerable Group	Apr-14	Mar-14	Feb-14	Jan-14	Dec-13	Nov-13	Oct-13	Sep-13	Aug-13	Jul-13	Jun-13	May-13	Apr-13
Children in Care	9	6	4	4	4	9	25	72	9	11	3	3	3
Caring for own child	0	0	0	0	0	3	3	5	10	9	4	2	2
Asylum seeker	1	1	0	0	0	3	7	14	4	5	3	4	3
Carer not own child	0	0	0	0	0	0	0	2	0	0	0	0	0
Substance Misuse	0	0	0	0	0	1	2	7	0	0	2	0	0
Care Leaver	1	1	0	0	0	0	0	0	1	1	0	0	0
Supervised by YOT	0	1	0	0	0	0	0	8	1	1	2	0	0
Pregnancy	0	0	0	0	0	0	0	1	1	1	1	1	1
Parent not caring for own child	0	0	0	0	0	0	0	0	1	1	1	0	0
SEND (16-18 year olds)	12	8	7	7	9	15	45	167	15	14	5	5	5
SEND (19-24 year olds)	195	194	194	193	189	188	190	212	154	144	140	144	142

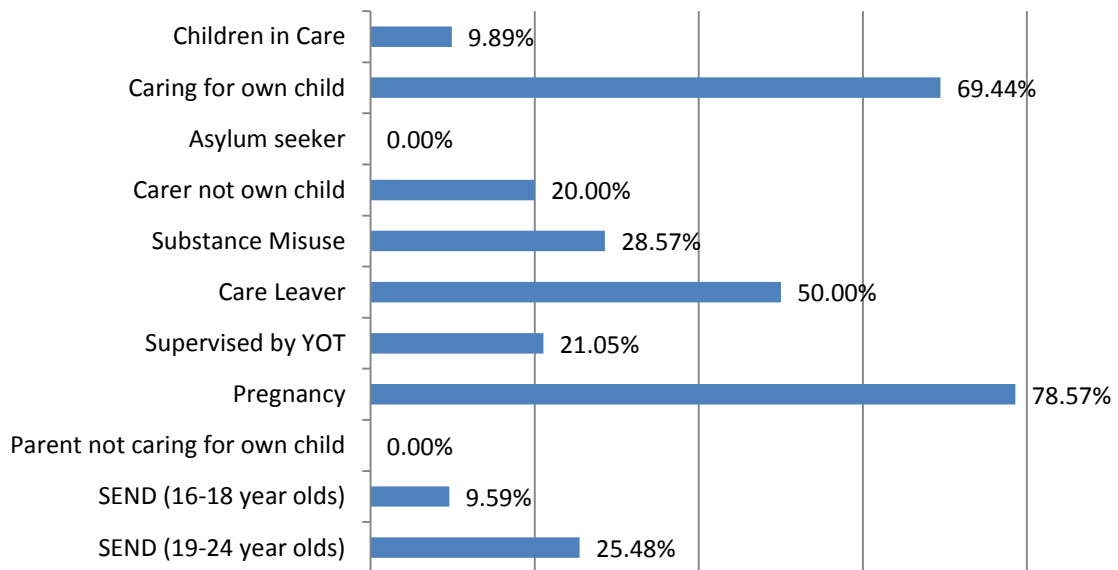
16-18 Year old NEET Leavers & Joiners	Aged 16	Aged 17	Aged 18	16-18 Total	Aged 19
Leaving NEET Total	1	10	8	19	5
Education	0	0	0	0	0
Employment	0	5	5	10	0
Government supported training	1	5	1	7	0
Re-engagement Provision	0	0	0	0	0
NEET in other area	0	0	1	1	0
Custodial Sentence	0	0	0	0	0
Moved Away	0	0	0	0	5
Cannot Be Contacted	0	0	0	0	0
Refused to disclose activity	0	0	0	0	0
Unknown Activity	0	0	0	0	0
Other Reason	0	0	1	1	0
Joining NEET Total	1	4	5	10	0
Education	1	2	0	3	0
Employment	0	0	4	4	0
Government supported training	0	1	0	1	0
Re-engagement Provision	0	0	0	0	0
NEET in other area	0	0	0	0	0
Other (inc custodial sentence)	0	1	1	2	0
Joiners>Leavers	0	6	3	9	5

16-18 Year Old NEET Labour Market Summary	No	%
Available:		
Working not for reward	2	1.26%
Not yet ready for work or learning	7	4.40%
Start Date agreed	3	1.89%
Seeking EET	147	92.45%
Available Total	159	100%
Unavailable:		
Young carers	0	0.00%
Teenage parents	21	38.18%
Illness	30	54.55%
Pregnancy	4	7.27%
Religious grounds	0	0.00%
Unlikely to be economically active	0	0.00%
Other reason	0	0.00%
Unavailable Total	55	100%

NEET Leavers and Joiners



% of Vulnerable Cohorts who are NEET



Education and Young People's Services Performance Management
NEET Monthly Report - Dartford

16-18 year old cohort by Vulnerable Group	Apr-14	Mar-14	Feb-14	Jan-14	Dec-13	Nov-13	Oct-13	Sep-13	Aug-13	Jul-13	Jun-13	May-13	Apr-13
Children in Care	28	25	24	25	25	25	25	25	25	23	22	21	20
Caring for own child	21	21	21	21	19	18	18	17	36	35	32	33	33
Asylum seeker	0	0	0	0	0	0	0	0	2	2	2	2	2
Carer not own child	7	7	7	7	7	6	5	5	10	10	10	10	10
Substance Misuse	4	4	5	5	4	4	4	4	5	5	5	5	5
Care Leaver	2	2	2	2	1	1	1	1	3	3	3	2	1
Supervised by YOT	12	10	10	11	21	21	20	21	23	18	18	18	18
Pregnancy	7	7	8	9	9	9	10	10	13	13	15	14	14
Parent not caring for own child	0	0	0	0	0	0	0	0	0	0	0	0	0
SEND (16-18 year olds)	131	129	128	128	129	127	137	121	145	143	145	146	146
SEND (19-24 year olds)	252	223	228	230	233	238	241	248	192	197	202	206	206

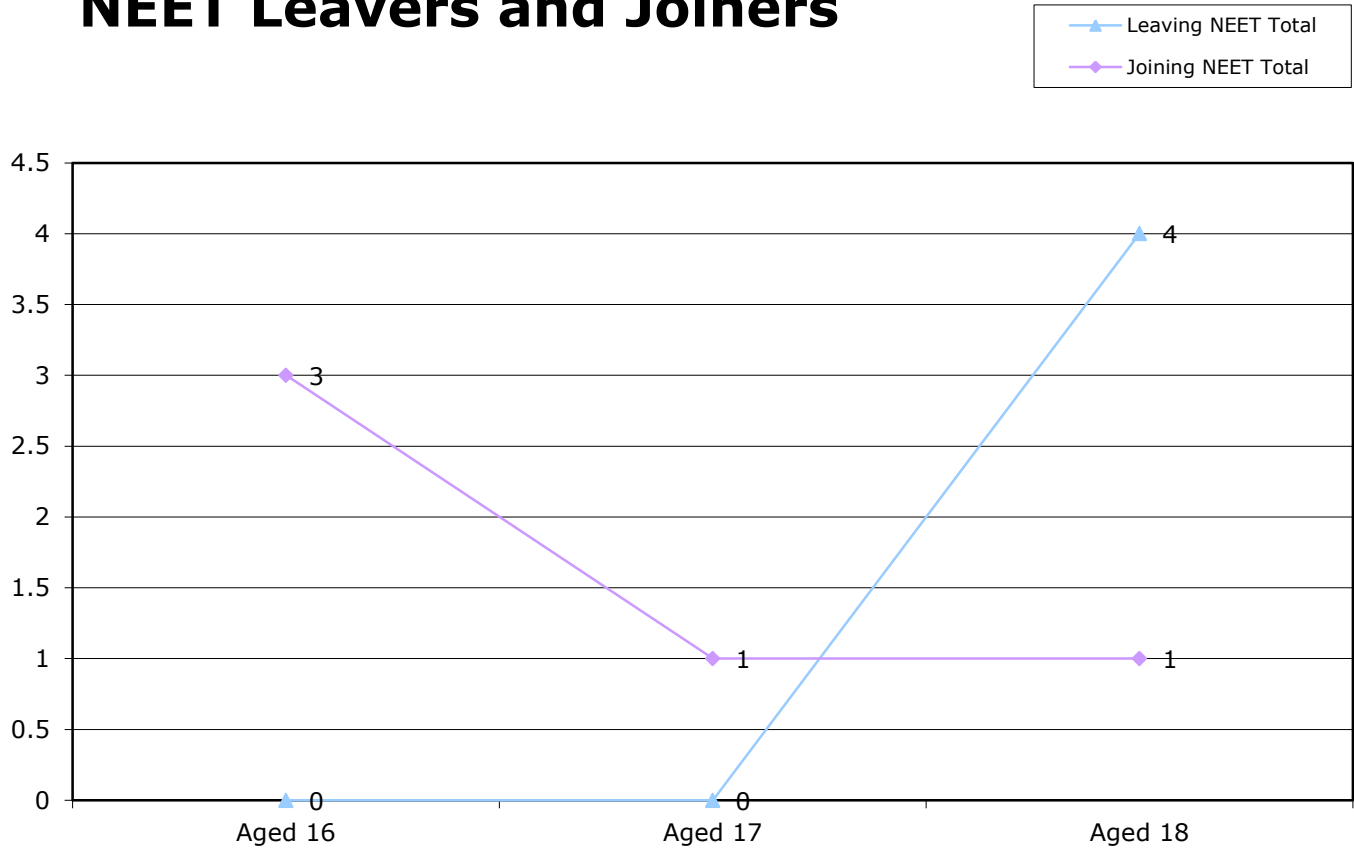
16-18 year old NEET by Vulnerable Group	Apr-14	Mar-14	Feb-14	Jan-14	Dec-13	Nov-13	Oct-13	Sep-13	Aug-13	Jul-13	Jun-13	May-13	Apr-13
Children in Care	5	3	3	3	2	2	3	2	2	2	3	2	2
Caring for own child	19	19	19	19	17	16	15	14	30	29	26	27	30
Asylum seeker	0	0	0	0	0	0	0	0	0	0	0	0	0
Carer not own child	3	3	3	3	3	1	0	0	1	1	1	1	1
Substance Misuse	2	2	3	3	2	2	2	2	2	2	2	2	3
Care Leaver	1	1	1	1	0	0	0	0	2	2	2	1	0
Supervised by YOT	4	0	0	1	6	5	5	7	9	7	7	7	7
Pregnancy	5	5	5	7	6	6	6	6	8	8	10	9	9
Parent not caring for own child	0	0	0	0	0	0	0	0	0	0	0	0	0
SEND (16-18 year olds)	12	10	9	10	11	9	10	7	10	9	9	10	11
SEND (19-24 year olds)	42	40	40	41	42	42	42	48	43	43	44	45	46

16-18 year old Not Known by Vulnerable Group	Apr-14	Mar-14	Feb-14	Jan-14	Dec-13	Nov-13	Oct-13	Sep-13	Aug-13	Jul-13	Jun-13	May-13	Apr-13
Children in Care	6	5	3	3	5	8	11	17	2	3	1	1	1
Caring for own child	0	0	0	0	0	0	2	2	2	2	1	1	1
Asylum seeker	0	0	0	0	0	0	0	0	0	0	0	0	0
Carer not own child	1	1	1	1	1	4	4	5	3	3	0	0	0
Substance Misuse	1	1	0	0	0	0	0	0	2	2	0	0	0
Care Leaver	1	1	1	1	1	1	1	1	1	1	0	0	0
Supervised by YOT	0	0	0	0	1	3	5	8	3	4	2	2	2
Pregnancy	0	0	1	0	1	2	3	4	3	3	1	1	1
Parent not caring for own child	0	0	0	0	0	0	0	0	0	0	0	0	0
SEND (16-18 year olds)	10	7	8	7	12	22	47	104	15	9	6	6	7
SEND (19-24 year olds)	154	145	150	152	151	157	175	188	123	128	120	121	121

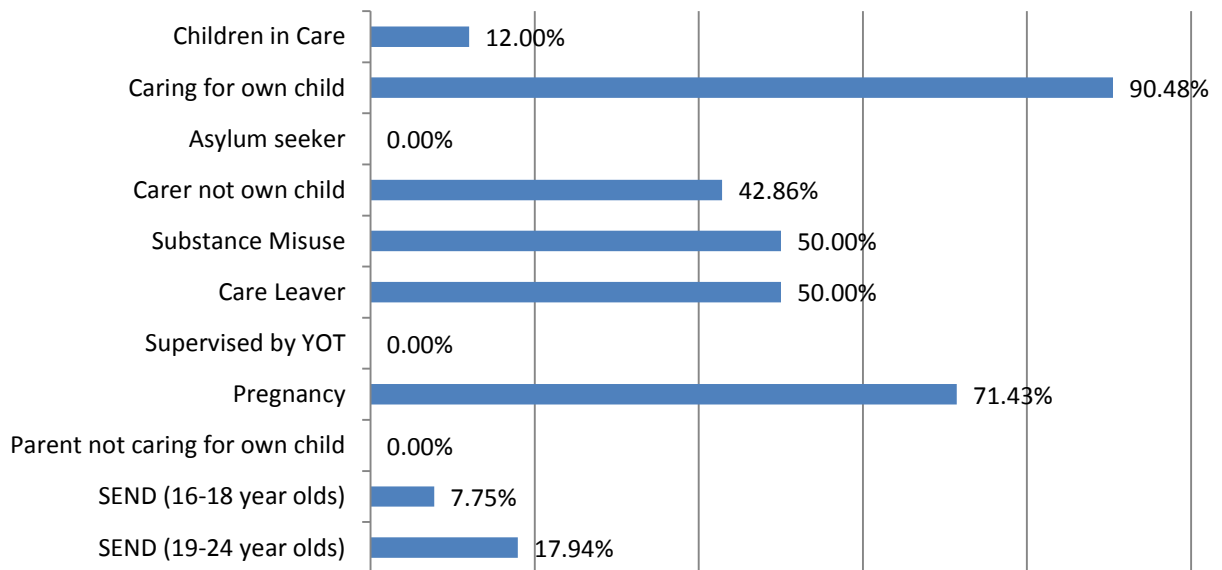
16-18 Year old NEET Leavers & Joiners	Aged 16	Aged 17	Aged 18	16-18 Total	Aged 19
Leaving NEET Total	0	0	4	4	5
Education	0	0	0	0	0
Employment	0	0	4	4	0
Government supported training	0	0	0	0	0
Re-engagement Provision	0	0	0	0	0
NEET in other area	0	0	0	0	0
Custodial Sentence	0	0	0	0	0
Moved Away	0	0	0	0	5
Cannot Be Contacted	0	0	0	0	0
Refused to disclose activity	0	0	0	0	0
Unknown Activity	0	0	0	0	0
Other Reason	0	0	0	0	0
Joining NEET Total	3	1	1	5	0
Education	0	0	0	0	0
Employment	1	1	0	2	0
Government supported training	2	0	0	2	0
Re-engagement Provision	0	0	0	0	0
NEET in other area	0	0	0	0	0
Other (inc custodial sentence)	0	0	1	1	0
Joiners>Leavers	-3	-1	3	-1	5

16-18 Year Old NEET Labour Market Summary	No	%
Available:		
Working not for reward	1	0.66%
Not yet ready for work or learning	5	3.31%
Start Date agreed	1	0.66%
Seeking EET	144	95.36%
Available Total	151	100%
Unavailable:		
Young carers	2	7.14%
Teenage parents	15	53.57%
Illness	7	25.00%
Pregnancy	4	14.29%
Religious grounds	0	0.00%
Unlikely to be economically active	0	0.00%
Other reason	0	0.00%
Unavailable Total	28	100%

NEET Leavers and Joiners



% of Vulnerable Cohorts who are NEET



Education and Young People's Services Performance Management

NEET Monthly Report - Dover

16-18 year old cohort by Vulnerable Group	Apr-14	Mar-14	Feb-14	Jan-14	Dec-13	Nov-13	Oct-13	Sep-13	Aug-13	Jul-13	Jun-13	May-13	Apr-13
Children in Care	61	62	61	61	62	62	64	64	54	53	52	55	55
Caring for own child	64	64	62	59	59	59	53	50	84	83	81	78	77
Asylum seeker	6	6	6	6	7	7	7	7	8	8	7	7	7
Carer not own child	7	7	6	7	7	7	6	6	8	8	8	8	8
Substance Misuse	35	34	34	34	33	31	31	28	33	34	36	37	37
Care Leaver	4	3	4	4	6	5	7	8	13	13	15	15	15
Supervised by YOT	27	27	27	26	40	43	41	32	24	24	42	45	46
Pregnancy	19	19	20	22	23	21	22	18	19	20	17	21	19
Parent not caring for own child	4	4	4	4	4	2	2	3	3	3	3	3	3
SEND (16-18 year olds)	173	174	172	172	173	178	176	185	166	167	166	169	169
SEND (19-24 year olds)	344	319	323	329	334	335	337	340	281	286	296	301	305

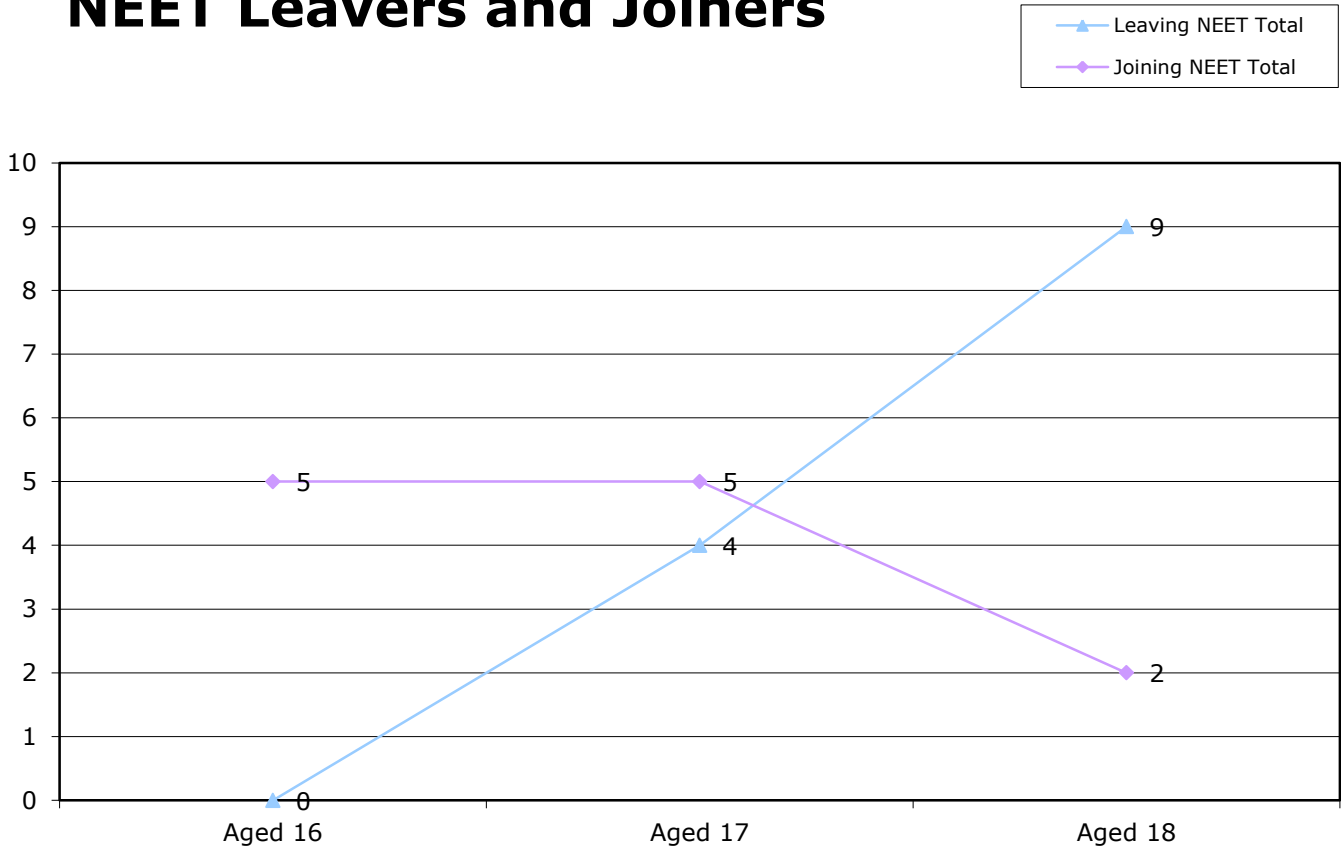
16-18 year old NEET by Vulnerable Group	Apr-14	Mar-14	Feb-14	Jan-14	Dec-13	Nov-13	Oct-13	Sep-13	Aug-13	Jul-13	Jun-13	May-13	Apr-13
Children in Care	19	20	15	16	16	14	11	9	9	9	8	11	9
Caring for own child	44	45	41	40	41	41	31	34	59	59	57	55	58
Asylum seeker	0	0	0	0	1	1	0	0	0	0	0	0	0
Carer not own child	3	3	2	3	3	2	1	1	3	3	3	3	3
Substance Misuse	13	11	10	11	13	11	10	9	13	9	11	11	13
Care Leaver	2	1	1	1	2	2	2	3	7	7	8	7	8
Supervised by YOT	14	13	12	14	20	18	16	11	15	14	15	16	15
Pregnancy	14	14	14	16	18	17	15	12	13	15	10	14	13
Parent not caring for own child	2	2	2	3	3	1	1	1	1	1	1	1	1
SEND (16-18 year olds)	31	29	24	23	23	22	20	21	30	25	25	23	26
SEND (19-24 year olds)	96	86	87	86	86	83	84	87	78	82	86	87	89

16-18 year old Not Known by Vulnerable Group	Apr-14	Mar-14	Feb-14	Jan-14	Dec-13	Nov-13	Oct-13	Sep-13	Aug-13	Jul-13	Jun-13	May-13	Apr-13
Children in Care	4	0	0	0	0	0	12	34	5	6	0	0	0
Caring for own child	2	0	0	0	1	1	4	9	1	4	2	1	1
Asylum seeker	3	1	1	1	1	1	2	6	0	1	0	0	0
Carer not own child	1	0	0	0	0	0	1	4	0	0	0	0	0
Substance Misuse	8	2	1	1	1	1	8	13	2	5	1	0	0
Care Leaver	0	0	0	0	0	0	2	4	1	2	1	0	0
Supervised by YOT	0	0	0	0	0	0	4	6	0	0	0	0	0
Pregnancy	1	0	0	0	0	0	4	2	0	0	0	0	0
Parent not caring for own child	0	0	0	0	0	0	0	0	0	0	0	0	0
SEND (16-18 year olds)	10	1	0	0	0	0	27	127	12	11	1	0	0
SEND (19-24 year olds)	199	196	199	204	209	209	211	238	181	172	166	173	176

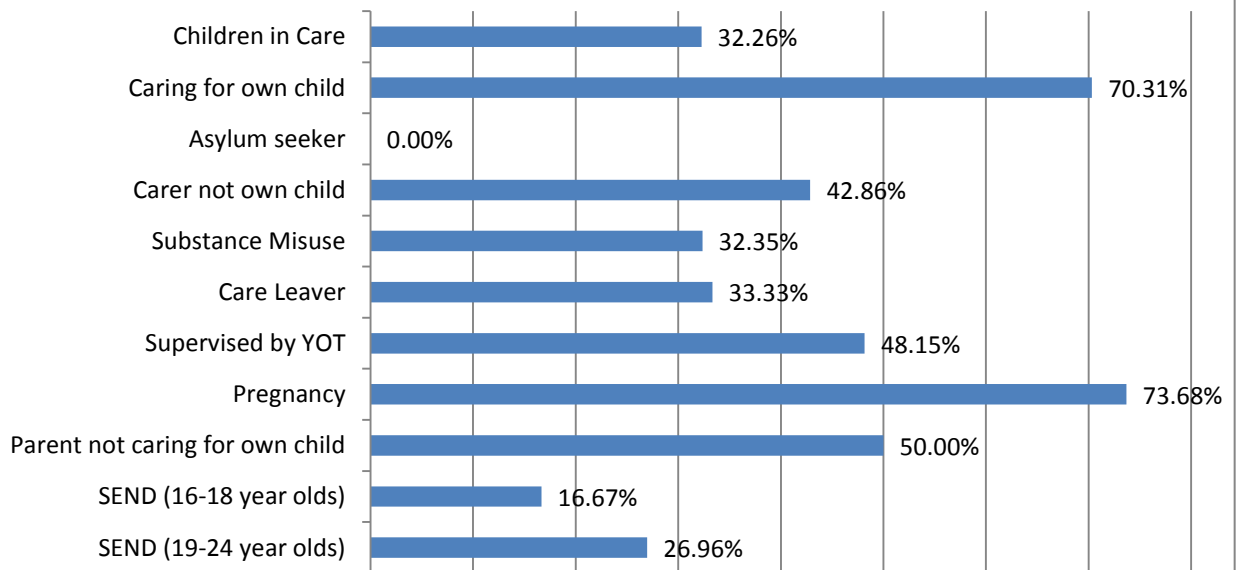
16-18 Year old NEET Leavers & Joiners	Aged 16	Aged 17	Aged 18	16-18 Total	Aged 19
Leaving NEET Total	0	4	9	13	7
Education	0	1	0	1	0
Employment	0	3	9	12	0
Government supported training	0	0	0	0	0
Re-engagement Provision	0	0	0	0	0
NEET in other area	0	0	0	0	0
Custodial Sentence	0	0	0	0	0
Moved Away	0	0	0	0	0
Cannot Be Contacted	0	0	0	0	7
Refused to disclose activity	0	0	0	0	0
Unknown Activity	0	0	0	0	0
Other Reason	0	0	0	0	0
Joining NEET Total	5	5	2	12	0
Education	2	4	1	7	0
Employment	0	1	0	1	0
Government supported training	1	0	1	2	0
Re-engagement Provision	0	0	0	0	0
NEET in other area	0	0	0	0	0
Other (inc custodial sentence)	2	0	0	2	0
Joiners>Leavers	-5	-1	7	1	7

16-18 Year Old NEET Labour Market Summary	No	%
Available:		
Working not for reward	2	0.87%
Not yet ready for work or learning	25	10.82%
Start Date agreed	6	2.60%
Seeking EET	198	85.71%
Available Total	231	100%
Unavailable:		
Young carers	1	1.69%
Teenage parents	40	67.80%
Illness	10	16.95%
Pregnancy	7	11.86%
Religious grounds	0	0.00%
Unlikely to be economically active	1	1.69%
Other reason	0	0.00%
Unavailable Total	59	100%

NEET Leavers and Joiners



% of Vulnerable Cohorts who are NEET



Education and Young People's Services Performance Management
NEET Monthly Report - Gravesham

16-18 year old cohort by Vulnerable Group	Apr-14	Mar-14	Feb-14	Jan-14	Dec-13	Nov-13	Oct-13	Sep-13	Aug-13	Jul-13	Jun-13	May-13	Apr-13
Children in Care	49	52	52	52	51	50	49	51	49	50	51	55	56
Caring for own child	39	39	39	38	34	31	29	28	56	55	55	55	55
Asylum seeker	15	15	15	15	15	15	13	14	23	24	22	22	23
Carer not own child	7	7	7	7	7	7	7	7	10	10	9	10	10
Substance Misuse	9	9	9	9	9	9	9	8	9	10	10	10	11
Care Leaver	5	5	5	5	5	5	5	6	11	11	10	10	10
Supervised by YOT	18	20	18	19	32	32	33	32	29	28	28	32	32
Pregnancy	18	17	15	14	17	18	17	14	13	12	13	13	13
Parent not caring for own child	2	2	2	2	2	2	2	2	6	6	5	5	5
SEND (16-18 year olds)	149	150	150	151	152	151	138	142	146	147	147	147	147
SEND (19-24 year olds)	297	272	275	279	282	284	285	289	242	244	248	251	255

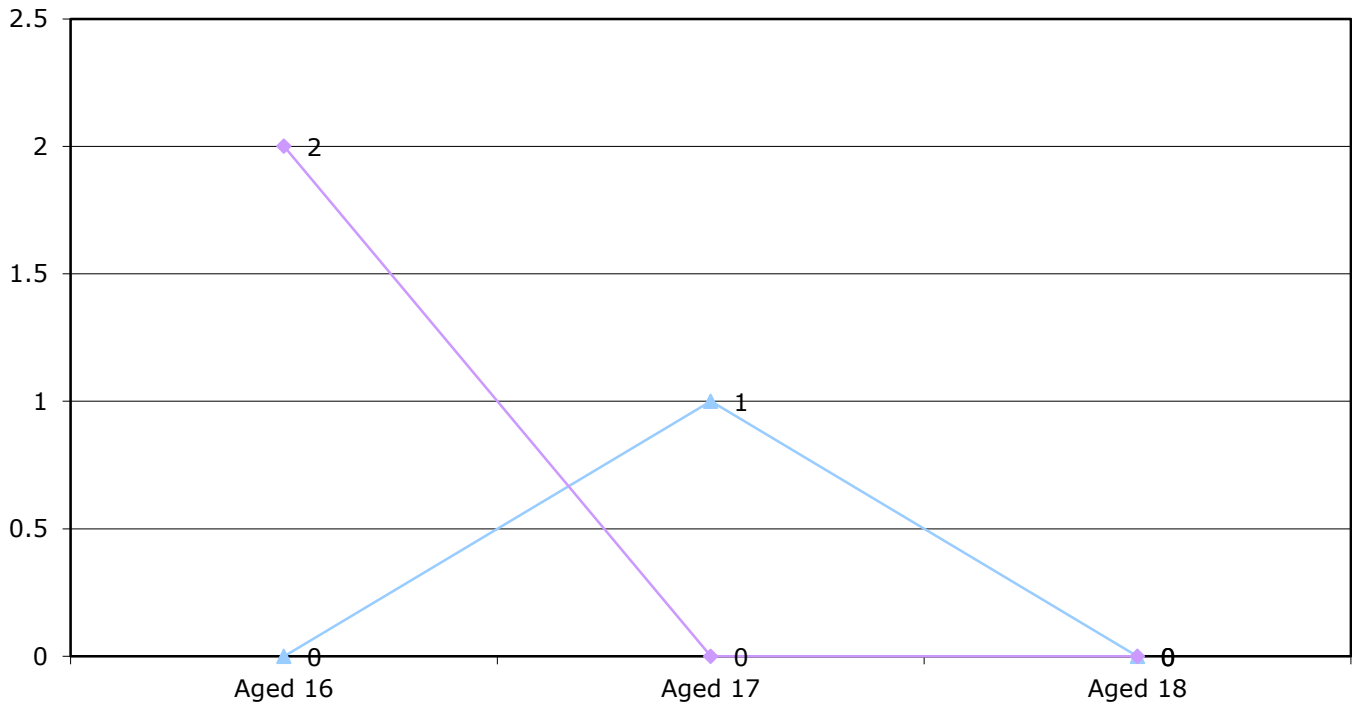
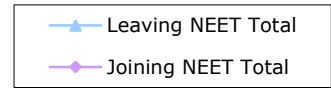
16-18 year old NEET by Vulnerable Group	Apr-14	Mar-14	Feb-14	Jan-14	Dec-13	Nov-13	Oct-13	Sep-13	Aug-13	Jul-13	Jun-13	May-13	Apr-13
Children in Care	10	10	10	10	10	9	8	7	5	4	3	4	4
Caring for own child	27	27	28	26	23	20	21	21	41	43	44	44	43
Asylum seeker	0	0	0	0	0	0	1	2	2	2	2	2	2
Carer not own child	3	3	3	3	3	3	3	3	3	3	2	3	3
Substance Misuse	2	1	1	1	1	1	2	0	2	2	2	2	3
Care Leaver	1	1	0	0	0	0	0	1	5	5	5	7	8
Supervised by YOT	12	12	7	7	10	9	8	7	5	6	5	6	4
Pregnancy	15	14	13	12	15	17	15	11	13	12	13	13	13
Parent not caring for own child	1	1	1	1	1	1	1	1	2	3	2	4	3
SEND (16-18 year olds)	25	25	22	24	18	15	12	10	16	17	16	16	16
SEND (19-24 year olds)	65	58	57	58	57	60	60	59	49	53	53	54	56

16-18 year old Not Knowns by Vulnerable Group	Apr-14	Mar-14	Feb-14	Jan-14	Dec-13	Nov-13	Oct-13	Sep-13	Aug-13	Jul-13	Jun-13	May-13	Apr-13
Children in Care	9	7	6	7	9	10	17	32	9	8	4	3	4
Caring for own child	4	2	3	1	1	2	4	4	4	4	0	0	0
Asylum seeker	5	4	4	4	4	5	6	10	4	3	2	2	3
Carer not own child	1	1	1	1	2	2	3	3	2	2	0	0	0
Substance Misuse	4	4	2	1	2	3	2	3	1	2	1	0	0
Care Leaver	0	0	0	0	0	0	1	3	1	1	1	1	0
Supervised by YOT	2	2	1	1	5	6	10	12	6	7	2	2	1
Pregnancy	0	0	0	0	0	0	2	3	0	0	0	0	0
Parent not caring for own child	0	0	0	0	0	0	0	0	1	0	0	0	0
SEND (16-18 year olds)	25	21	19	21	30	32	58	122	21	20	2	1	1
SEND (19-24 year olds)	194	190	192	191	192	193	197	214	164	164	161	162	163

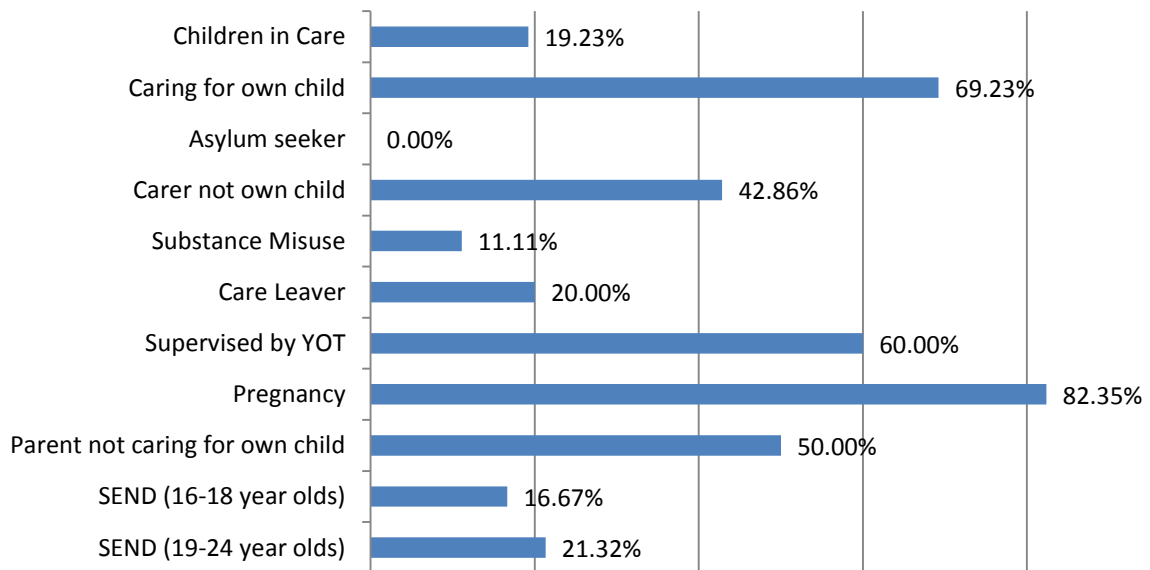
16-18 Year old NEET Leavers & Joiners	Aged 16	Aged 17	Aged 18	16-18 Total	Aged 19
Leaving NEET Total	0	1	0	1	4
Education	0	0	0	0	0
Employment	0	1	0	1	0
Government supported training	0	0	0	0	0
Re-engagement Provision	0	0	0	0	0
NEET in other area	0	0	0	0	0
Custodial Sentence	0	0	0	0	0
Moved Away	0	0	0	0	4
Cannot Be Contacted	0	0	0	0	0
Refused to disclose activity	0	0	0	0	0
Unknown Activity	0	0	0	0	0
Other Reason	0	0	0	0	0
Joining NEET Total	2	0	0	2	0
Education	2	0	0	2	0
Employment	0	0	0	0	0
Government supported training	0	0	0	0	0
Re-engagement Provision	0	0	0	0	0
NEET in other area	0	0	0	0	0
Other (inc custodial sentence)	0	0	0	0	0
Joiners>Leavers	-2	1	0	-1	4

16-18 Year Old NEET Labour Market Summary	No	%
Available:		
Working not for reward	0	0.00%
Not yet ready for work or learning	9	5.36%
Start Date agreed	1	0.60%
Seeking EET	158	94.05%
Available Total	168	100%
Unavailable:		
Young carers	1	1.67%
Teenage parents	23	38.33%
Illness	26	43.33%
Pregnancy	10	16.67%
Religious grounds	0	0.00%
Unlikely to be economically active	0	0.00%
Other reason	0	0.00%
Unavailable Total	60	100%

NEET Leavers and Joiners



% of Vulnerable Cohorts who are NEET



Education and Young People's Services Performance Management
NEET Monthly Report - Maidstone

16-18 year old cohort by Vulnerable Group	Apr-14	Mar-14	Feb-14	Jan-14	Dec-13	Nov-13	Oct-13	Sep-13	Aug-13	Jul-13	Jun-13	May-13	Apr-13
Children in Care	47	44	44	43	41	42	46	50	66	66	64	63	63
Caring for own child	48	48	48	48	46	41	39	39	87	85	85	84	80
Asylum seeker	10	10	11	11	11	10	12	13	23	23	24	24	23
Carer not own child	10	9	9	9	9	9	12	12	15	14	14	13	13
Substance Misuse	14	13	12	11	11	10	9	9	8	9	8	8	8
Care Leaver	5	5	5	5	5	5	2	2	4	4	4	4	4
Supervised by YOT	16	15	17	16	25	24	23	26	23	25	25	21	21
Pregnancy	7	7	7	7	8	9	7	6	12	11	12	11	12
Parent not caring for own child	1	1	1	1	1	2	3	3	4	4	4	3	3
SEND (16-18 year olds)	210	210	210	209	208	207	199	201	227	228	227	226	226
SEND (19-24 year olds)	429	385	389	391	393	397	404	406	328	334	339	350	355

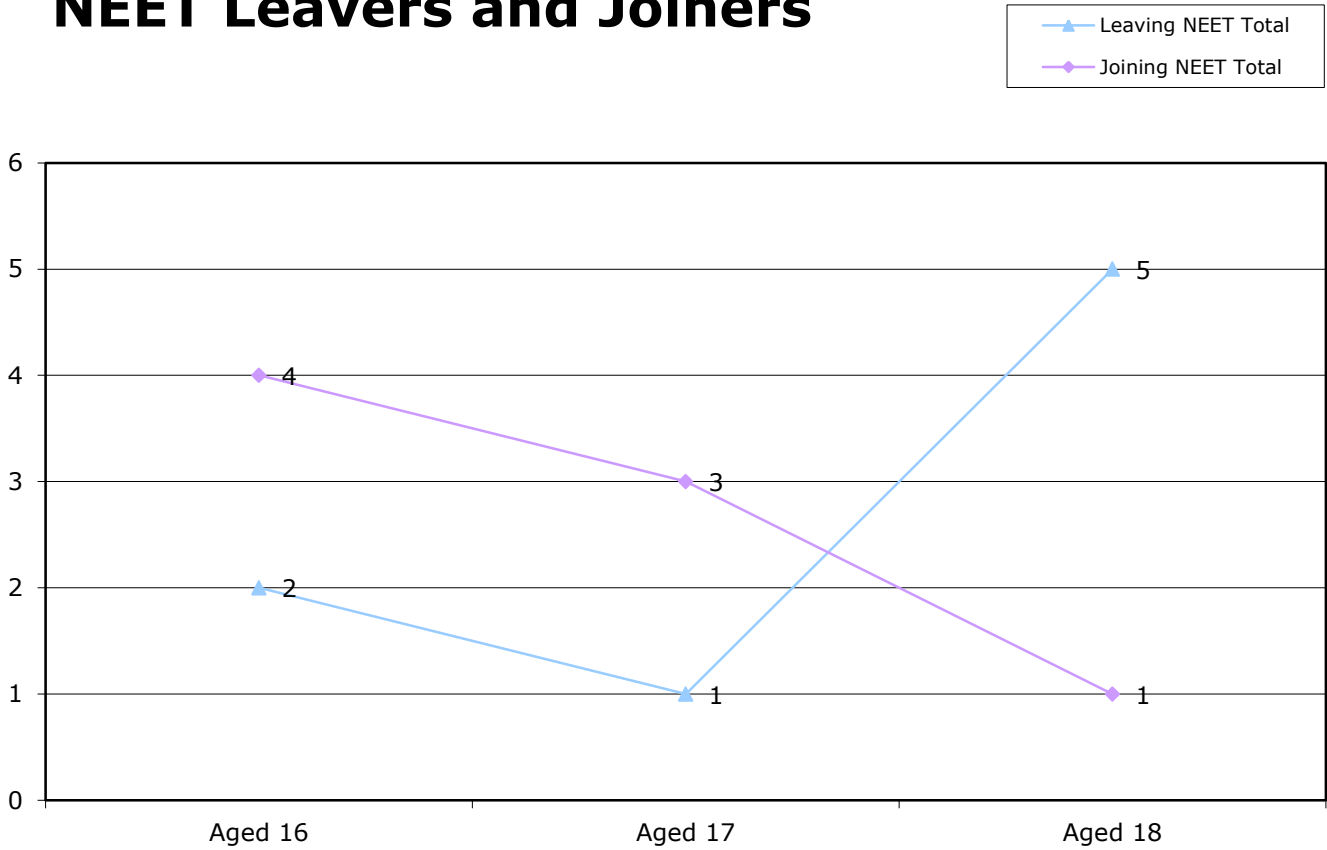
16-18 year old NEET by Vulnerable Group	Apr-14	Mar-14	Feb-14	Jan-14	Dec-13	Nov-13	Oct-13	Sep-13	Aug-13	Jul-13	Jun-13	May-13	Apr-13
Children in Care	14	12	12	13	11	8	8	5	14	11	10	10	11
Caring for own child	36	38	38	38	33	26	25	25	61	59	59	64	60
Asylum seeker	1	1	1	1	1	0	0	0	1	2	2	2	1
Carer not own child	6	6	6	6	6	5	4	4	9	9	9	8	8
Substance Misuse	6	6	5	5	5	4	2	1	4	4	4	3	3
Care Leaver	1	1	1	1	1	1	0	0	1	1	1	2	2
Supervised by YOT	7	6	8	8	10	6	3	4	7	7	8	5	8
Pregnancy	7	7	7	7	8	9	7	5	7	5	6	5	6
Parent not caring for own child	1	1	1	1	0	1	2	1	3	2	2	1	2
SEND (16-18 year olds)	19	19	19	17	16	16	14	11	24	22	21	20	20
SEND (19-24 year olds)	99	96	96	95	93	91	92	94	84	85	83	80	79

16-18 year old Not Known by Vulnerable Group	Apr-14	Mar-14	Feb-14	Jan-14	Dec-13	Nov-13	Oct-13	Sep-13	Aug-13	Jul-13	Jun-13	May-13	Apr-13
Children in Care	7	6	4	4	3	10	17	34	17	15	5	4	4
Caring for own child	4	4	3	2	5	7	9	5	9	7	2	2	0
Asylum seeker	2	2	1	1	1	5	7	10	7	7	2	1	1
Carer not own child	0	0	0	0	0	1	3	7	1	2	0	0	0
Substance Misuse	5	2	1	1	0	1	2	3	0	0	0	1	0
Care Leaver	1	0	0	0	0	0	0	0	0	0	0	0	0
Supervised by YOT	2	1	1	1	2	2	5	9	2	2	0	1	0
Pregnancy	0	0	0	0	0	0	0	0	3	3	0	0	0
Parent not caring for own child	0	0	0	0	0	0	0	0	0	0	0	0	0
SEND (16-18 year olds)	25	18	14	15	20	31	55	170	32	24	3	2	1
SEND (19-24 year olds)	263	257	257	258	261	246	259	265	173	164	140	173	174

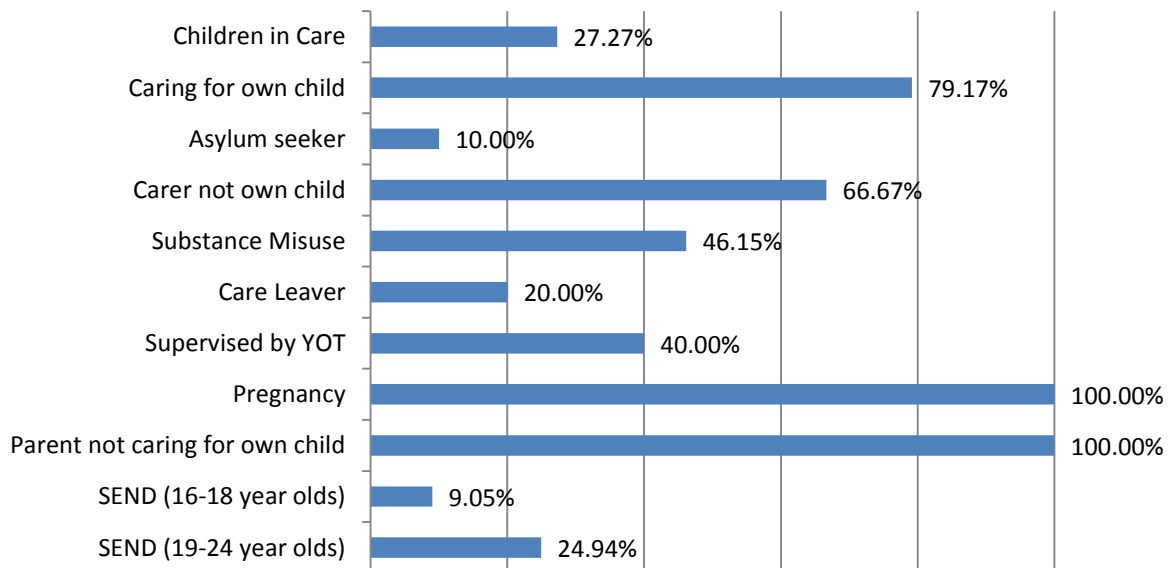
16-18 Year old NEET Leavers & Joiners	Aged 16	Aged 17	Aged 18	16-18 Total	Aged 19
Leaving NEET Total	2	1	5	8	2
Education	0	0	0	0	0
Employment	0	0	5	5	0
Government supported training	2	1	0	3	0
Re-engagement Provision	0	0	0	0	0
NEET in other area	0	0	0	0	0
Custodial Sentence	0	0	0	0	0
Moved Away	0	0	0	0	2
Cannot Be Contacted	0	0	0	0	0
Refused to disclose activity	0	0	0	0	0
Unknown Activity	0	0	0	0	0
Other Reason	0	0	0	0	0
Joining NEET Total	4	3	1	8	0
Education	1	0	0	1	0
Employment	0	2	0	2	0
Government supported training	3	1	1	5	0
Re-engagement Provision	0	0	0	0	0
NEET in other area	0	0	0	0	0
Other (inc custodial sentence)	0	0	0	0	0
Joiners>Leavers	-2	-2	4	0	2

16-18 Year Old NEET Labour Market Summary	No	%
Available:		
Working not for reward	7	3.02%
Not yet ready for work or learning	18	7.76%
Start Date agreed	1	0.43%
Seeking EET	206	88.79%
Available Total	232	100%
Unavailable:		
Young carers	3	8.33%
Teenage parents	18	50.00%
Illness	11	30.56%
Pregnancy	3	8.33%
Religious grounds	0	0.00%
Unlikely to be economically active	1	2.78%
Other reason	0	0.00%
Unavailable Total	36	100%

NEET Leavers and Joiners



% of Vulnerable Cohorts who are NEET



Education and Young People's Services Performance Management
NEET Monthly Report - Sevenoaks

16-18 year old cohort by Vulnerable Group	Apr-14	Mar-14	Feb-14	Jan-14	Dec-13	Nov-13	Oct-13	Sep-13	Aug-13	Jul-13	Jun-13	May-13	Apr-13
Children in Care	18	18	18	18	18	17	18	20	19	18	19	18	18
Caring for own child	22	21	21	19	18	15	14	13	31	31	27	27	26
Asylum seeker	0	0	0	0	0	0	0	0	0	0	0	0	0
Carer not own child	5	5	4	4	4	5	5	4	6	6	6	6	6
Substance Misuse	8	9	8	8	9	9	8	8	6	6	5	5	4
Care Leaver	0	0	0	0	0	0	0	0	0	0	0	0	0
Supervised by YOT	15	16	15	14	25	22	22	19	23	21	21	20	19
Pregnancy	4	4	4	4	4	5	5	5	7	5	7	7	8
Parent not caring for own child	1	1	1	1	1	0	0	0	0	0	0	0	0
SEND (16-18 year olds)	120	120	120	120	120	116	125	145	131	131	132	130	130
SEND (19-24 year olds)	230	203	205	205	210	213	217	223	180	187	195	199	203

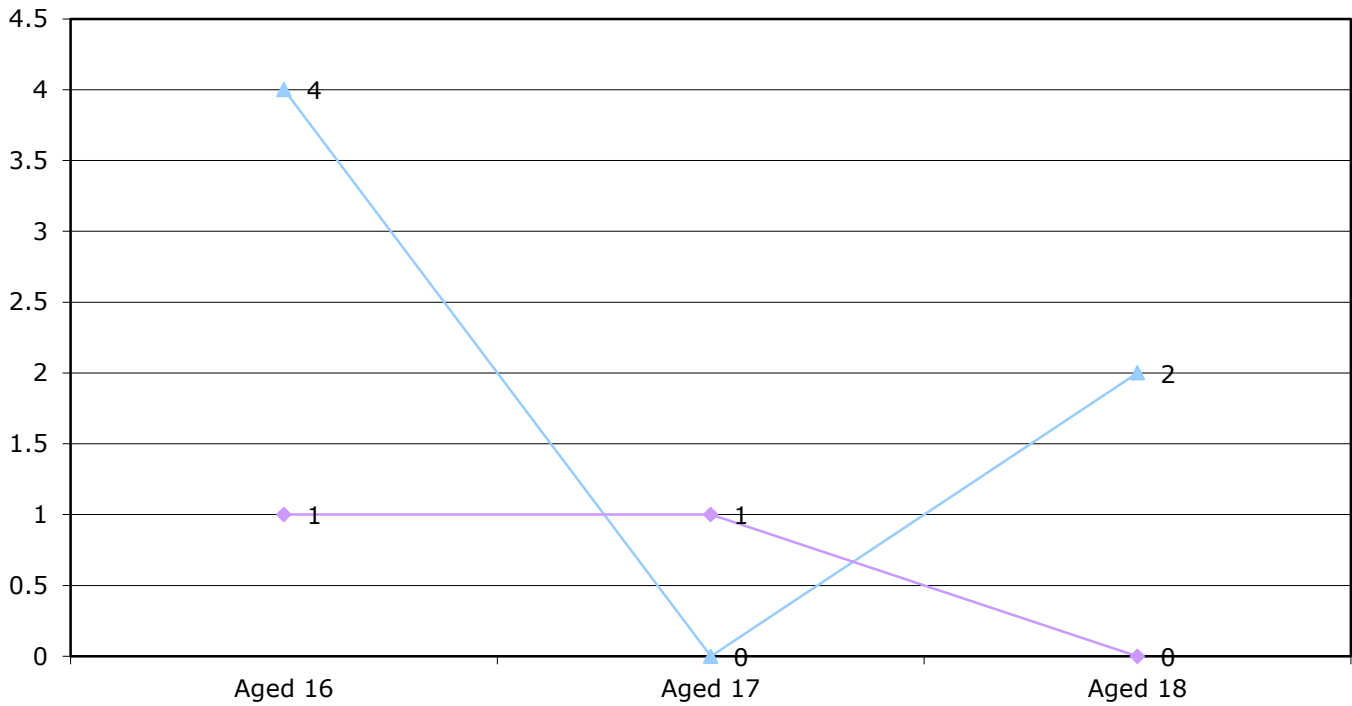
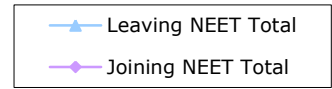
16-18 year old NEET by Vulnerable Group	Apr-14	Mar-14	Feb-14	Jan-14	Dec-13	Nov-13	Oct-13	Sep-13	Aug-13	Jul-13	Jun-13	May-13	Apr-13
Children in Care	2	2	2	2	2	1	1	2	3	3	4	3	3
Caring for own child	18	17	18	16	15	12	12	11	24	23	18	18	18
Asylum seeker	0	0	0	0	0	0	0	0	0	0	0	0	0
Carer not own child	3	3	2	2	2	2	2	1	2	2	2	2	2
Substance Misuse	2	3	1	1	2	2	1	1	2	3	2	2	0
Care Leaver	0	0	0	0	0	0	0	0	0	0	0	0	0
Supervised by YOT	5	6	6	5	8	8	9	6	7	7	7	7	5
Pregnancy	2	2	2	2	2	3	3	3	4	2	4	4	5
Parent not caring for own child	1	1	1	1	1	0	0	0	0	0	0	0	0
SEND (16-18 year olds)	9	9	9	9	11	9	10	5	12	13	14	12	11
SEND (19-24 year olds)	28	26	24	24	24	24	22	21	15	15	16	16	19

16-18 year old Not Knowns by Vulnerable Group	Apr-14	Mar-14	Feb-14	Jan-14	Dec-13	Nov-13	Oct-13	Sep-13	Aug-13	Jul-13	Jun-13	May-13	Apr-13
Children in Care	1	0	0	0	1	3	2	10	2	1	0	0	0
Caring for own child	1	1	1	1	1	1	1	1	2	2	1	0	0
Asylum seeker	0	0	0	0	0	0	0	0	0	0	0	0	0
Carer not own child	0	0	0	0	0	1	1	2	1	1	0	0	0
Substance Misuse	0	0	0	0	0	3	3	3	0	0	0	0	0
Care Leaver	0	0	0	0	0	0	0	0	0	0	0	0	0
Supervised by YOT	3	1	0	0	0	1	3	6	1	1	0	0	0
Pregnancy	0	0	0	0	0	1	1	1	0	0	0	0	0
Parent not caring for own child	0	0	0	0	0	0	0	0	0	0	0	0	0
SEND (16-18 year olds)	9	3	3	3	2	2	6	131	15	13	3	1	1
SEND (19-24 year olds)	144	139	142	143	145	147	163	175	123	126	118	116	117

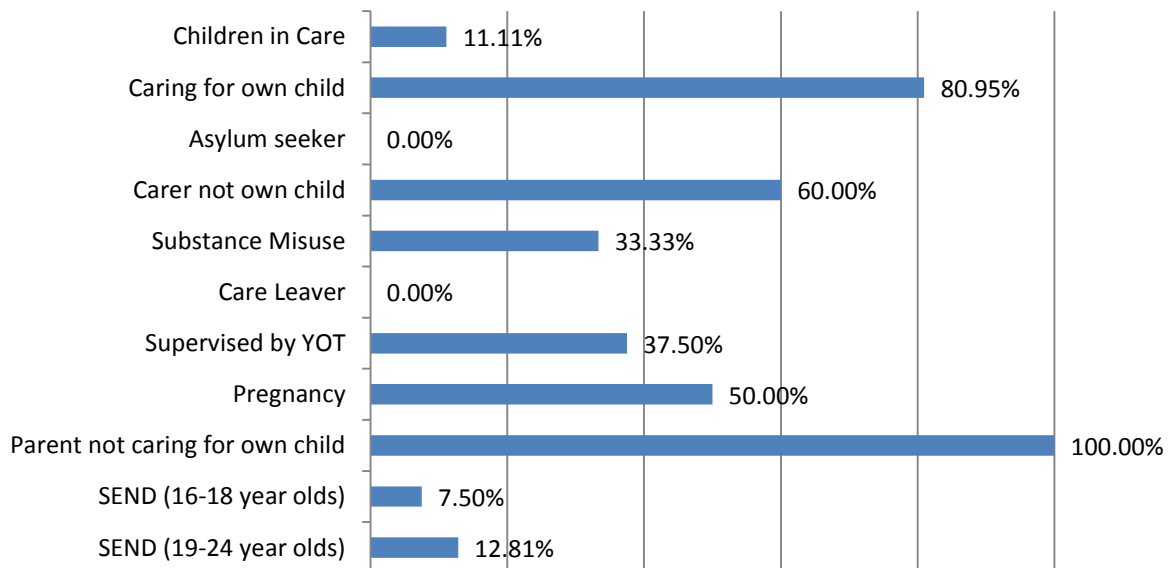
16-18 Year old NEET Leavers & Joiners	Aged 16	Aged 17	Aged 18	16-18 Total	Aged 19
Leaving NEET Total	4	0	2	6	7
Education	0	0	0	0	0
Employment	2	0	2	4	0
Government supported training	2	0	0	2	0
Re-engagement Provision	0	0	0	0	0
NEET in other area	0	0	0	0	0
Custodial Sentence	0	0	0	0	0
Moved Away	0	0	0	0	7
Cannot Be Contacted	0	0	0	0	0
Refused to disclose activity	0	0	0	0	0
Unknown Activity	0	0	0	0	0
Other Reason	0	0	0	0	0
Joining NEET Total	1	1	0	2	0
Education	1	1	0	2	0
Employment	0	0	0	0	0
Government supported training	0	0	0	0	0
Re-engagement Provision	0	0	0	0	0
NEET in other area	0	0	0	0	0
Other (inc custodial sentence)	0	0	0	0	0
Joiners>Leavers	3	-1	2	4	7

16-18 Year Old NEET Labour Market Summary	No	%
Available:		
Working not for reward	5	6.10%
Not yet ready for work or learning	5	6.10%
Start Date agreed	0	0.00%
Seeking EET	72	87.80%
Available Total	82	100%
Unavailable:		
Young carers	2	7.41%
Teenage parents	13	48.15%
Illness	11	40.74%
Pregnancy	1	3.70%
Religious grounds	0	0.00%
Unlikely to be economically active	0	0.00%
Other reason	0	0.00%
Unavailable Total	27	100%

NEET Leavers and Joiners



% of Vulnerable Cohorts who are NEET



Education and Young People's Services Performance Management

NEET Monthly Report - Shepway

16-18 year old cohort by Vulnerable Group	Apr-14	Mar-14	Feb-14	Jan-14	Dec-13	Nov-13	Oct-13	Sep-13	Aug-13	Jul-13	Jun-13	May-13	Apr-13
Children in Care	57	57	59	59	58	60	57	58	52	52	53	50	50
Caring for own child	44	44	43	42	41	38	34	33	79	78	71	68	66
Asylum seeker	8	8	8	8	8	8	9	8	10	9	10	10	10
Carer not own child	4	4	4	4	4	4	4	4	10	10	11	11	10
Substance Misuse	24	23	24	25	26	28	26	25	28	27	25	25	25
Care Leaver	15	15	13	13	13	13	13	13	28	27	24	26	26
Supervised by YOT	14	13	15	15	22	23	24	25	19	20	20	22	22
Pregnancy	20	20	16	17	15	16	15	7	20	21	27	25	26
Parent not caring for own child	4	4	4	5	4	3	3	3	5	4	4	5	4
SEND (16-18 year olds)	149	147	148	149	147	144	144	143	147	148	149	148	148
SEND (19-24 year olds)	284	252	257	259	262	264	269	270	219	226	232	238	243

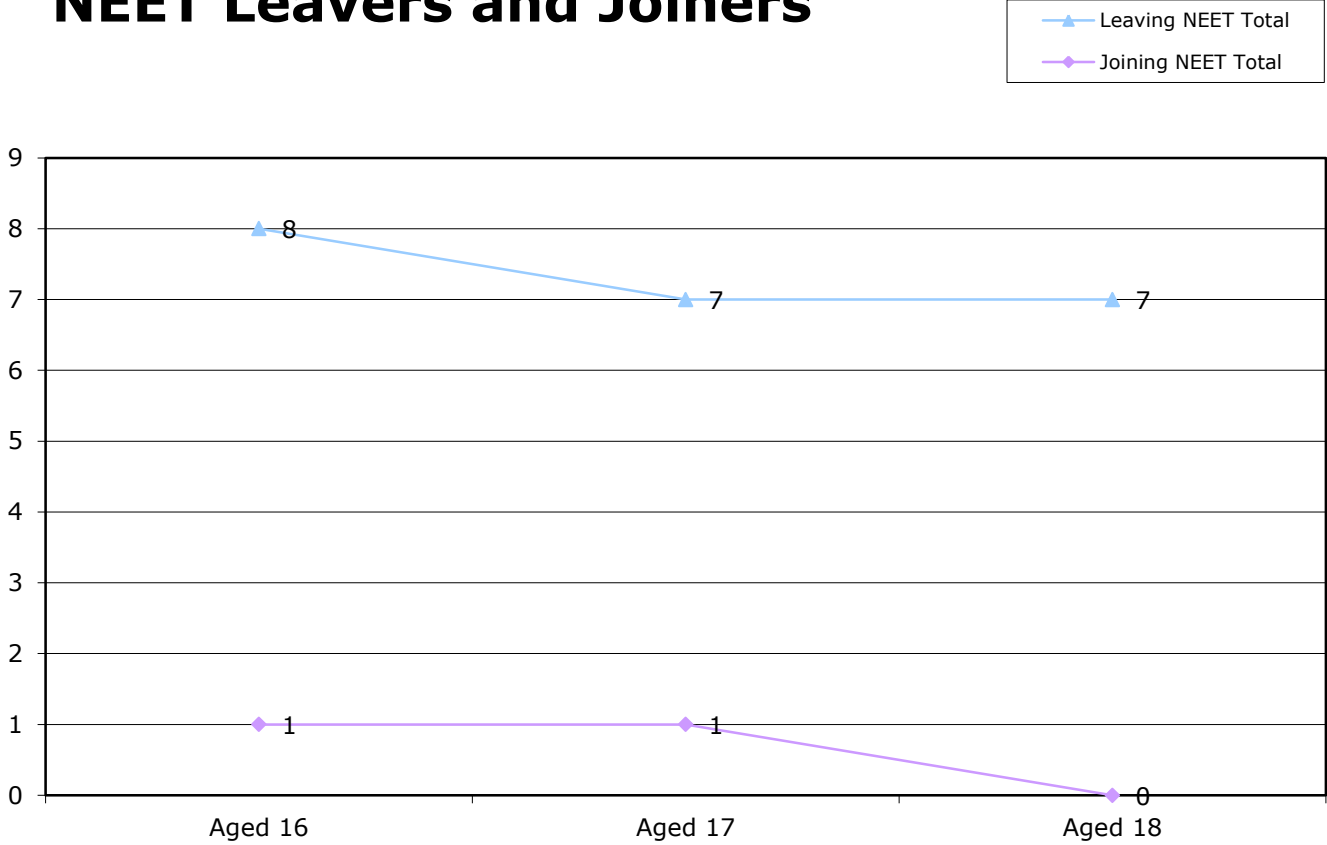
16-18 year old NEET by Vulnerable Group	Apr-14	Mar-14	Feb-14	Jan-14	Dec-13	Nov-13	Oct-13	Sep-13	Aug-13	Jul-13	Jun-13	May-13	Apr-13
Children in Care	15	16	19	17	17	16	14	16	17	14	12	10	10
Caring for own child	26	26	28	29	27	25	21	19	49	47	44	46	44
Asylum seeker	2	3	3	2	2	2	2	2	2	1	2	2	2
Carer not own child	1	1	2	2	2	2	2	2	6	6	7	7	6
Substance Misuse	13	12	11	12	13	14	13	12	14	12	11	10	12
Care Leaver	8	8	5	6	6	6	7	7	13	11	9	11	12
Supervised by YOT	6	5	6	7	10	11	10	13	9	6	6	5	6
Pregnancy	15	15	12	12	10	10	6	2	12	13	17	15	15
Parent not caring for own child	2	2	2	3	1	1	3	3	4	3	3	4	3
SEND (16-18 year olds)	17	18	15	16	16	15	10	9	19	17	17	16	17
SEND (19-24 year olds)	56	51	51	52	54	55	63	70	61	59	61	60	62

16-18 year old Not Knowns by Vulnerable Group	Apr-14	Mar-14	Feb-14	Jan-14	Dec-13	Nov-13	Oct-13	Sep-13	Aug-13	Jul-13	Jun-13	May-13	Apr-13
Children in Care	5	3	3	4	5	6	16	36	3	5	1	1	1
Caring for own child	3	2	1	1	1	1	2	8	4	3	3	1	1
Asylum seeker	4	4	4	4	3	2	3	4	3	2	1	1	1
Carer not own child	0	0	0	0	0	0	1	1	1	1	1	1	0
Substance Misuse	6	1	0	0	1	3	5	11	1	1	0	1	0
Care Leaver	5	4	2	2	2	2	2	4	4	4	3	1	1
Supervised by YOT	2	1	1	1	2	1	4	8	3	3	0	0	0
Pregnancy	1	0	0	0	0	0	2	5	1	1	2	3	2
Parent not caring for own child	0	0	0	0	1	0	0	0	0	0	0	0	0
SEND (16-18 year olds)	11	5	3	3	4	4	14	72	9	9	1	2	0
SEND (19-24 year olds)	147	139	144	144	145	142	146	176	104	110	92	109	109

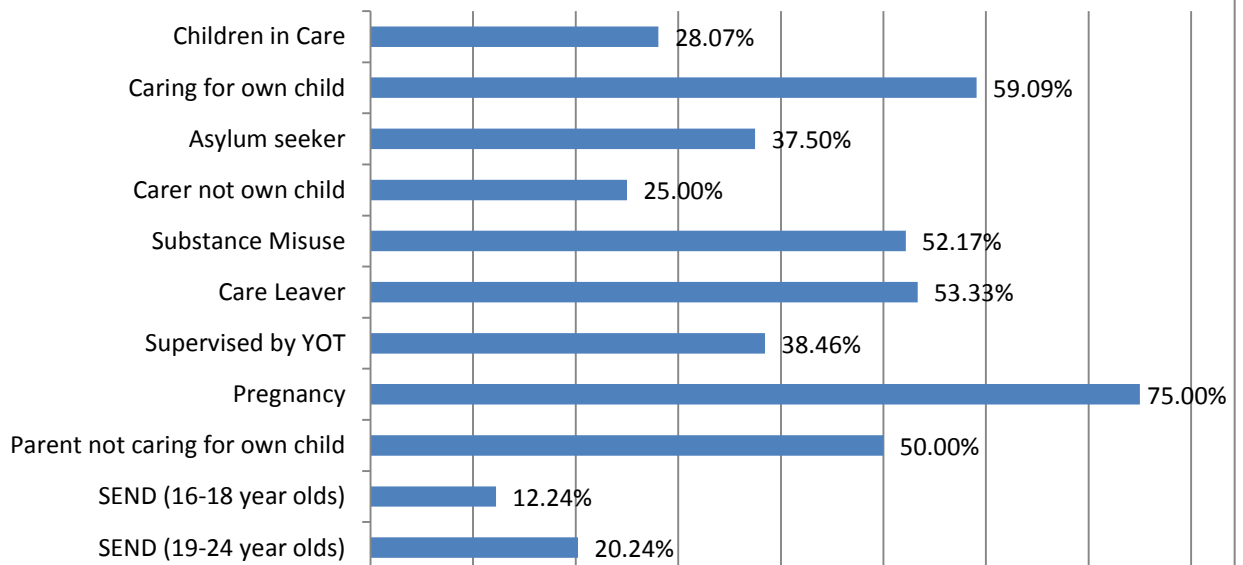
16-18 Year old NEET Leavers & Joiners	Aged 16	Aged 17	Aged 18	16-18 Total	Aged 19
Leaving NEET Total	8	7	7	22	10
Education	0	1	0	1	0
Employment	6	4	7	17	0
Government supported training	1	2	0	3	0
Re-engagement Provision	0	0	0	0	0
NEET in other area	0	0	0	0	0
Custodial Sentence	1	0	0	1	0
Moved Away	0	0	0	0	10
Cannot Be Contacted	0	0	0	0	0
Refused to disclose activity	0	0	0	0	0
Unknown Activity	0	0	0	0	0
Other Reason	0	0	0	0	0
Joining NEET Total	1	1	0	2	0
Education	0	1	0	1	0
Employment	1	0	0	1	0
Government supported training	0	0	0	0	0
Re-engagement Provision	0	0	0	0	0
NEET in other area	0	0	0	0	0
Other (inc custodial sentence)	0	0	0	0	0
Joiners>Leavers	7	6	7	20	10

16-18 Year Old NEET Labour Market Summary	No	%
Available:		
Working not for reward	5	2.69%
Not yet ready for work or learning	16	8.60%
Start Date agreed	3	1.61%
Seeking EET	162	87.10%
Available Total	186	100%
Unavailable:		
Young carers	1	2.08%
Teenage parents	24	50.00%
Illness	13	27.08%
Pregnancy	10	20.83%
Religious grounds	0	0.00%
Unlikely to be economically active	0	0.00%
Other reason	0	0.00%
Unavailable Total	48	100%

NEET Leavers and Joiners



% of Vulnerable Cohorts who are NEET



Education and Young People's Services Performance Management
NEET Monthly Report - Swale

16-18 year old cohort by Vulnerable Group	Apr-14	Mar-14	Feb-14	Jan-14	Dec-13	Nov-13	Oct-13	Sep-13	Aug-13	Jul-13	Jun-13	May-13	Apr-13
Children in Care	83	83	83	83	83	83	85	79	78	81	81	81	83
Caring for own child	79	79	79	77	76	68	58	51	111	110	104	92	85
Asylum seeker	6	6	6	6	7	5	6	6	7	7	7	8	9
Carer not own child	9	9	9	9	10	10	10	10	15	15	16	17	17
Substance Misuse	6	6	6	6	6	6	6	6	3	3	2	2	3
Care Leaver	9	9	7	7	7	7	6	5	14	15	16	18	18
Supervised by YOT	21	22	20	19	26	25	26	30	19	20	24	24	29
Pregnancy	21	21	21	23	21	24	26	28	31	32	33	38	40
Parent not caring for own child	1	1	1	1	1	2	2	1	1	1	1	1	1
SEND (16-18 year olds)	232	230	229	228	231	227	233	216	227	231	233	234	234
SEND (19-24 year olds)	422	366	368	372	378	386	392	396	330	341	344	346	360

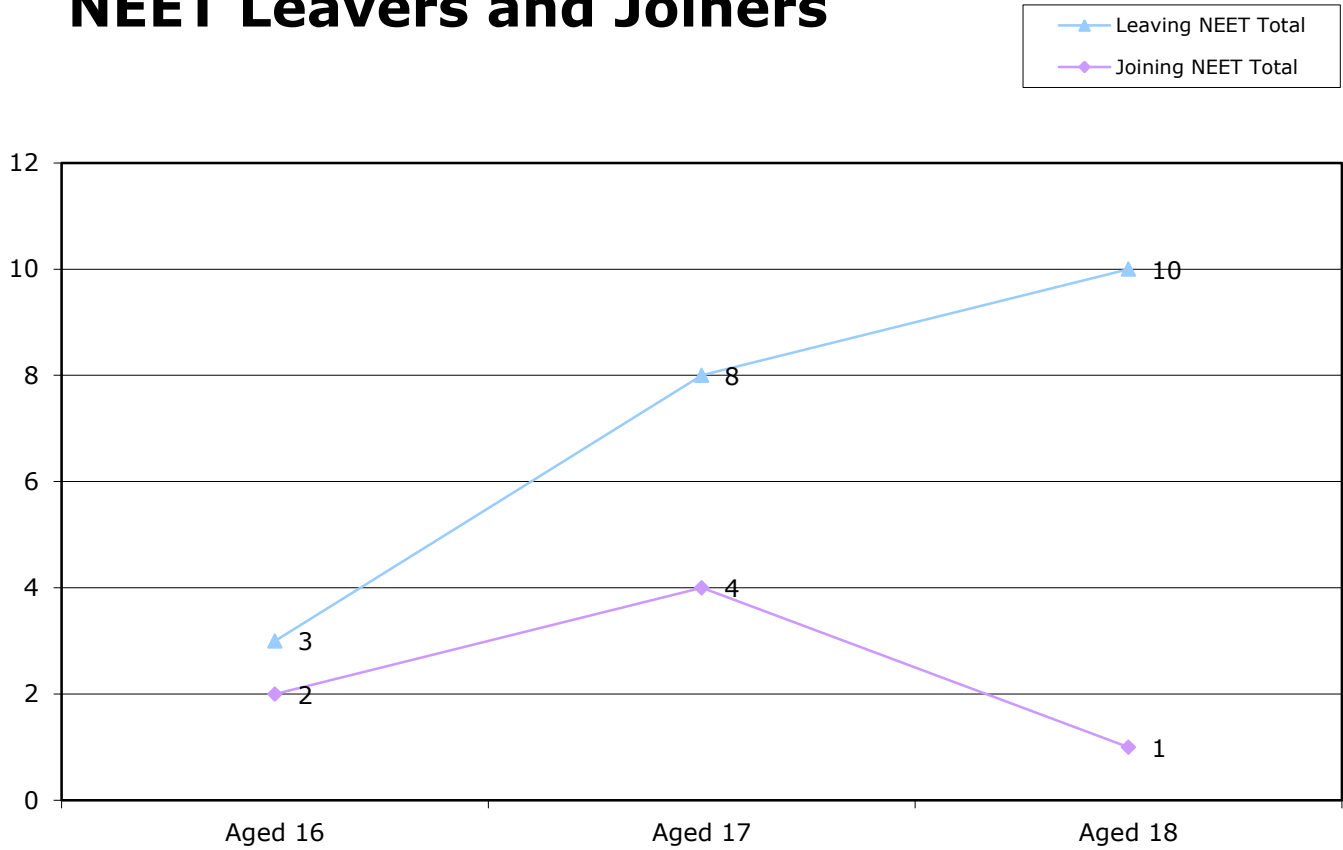
16-18 year old NEET by Vulnerable Group	Apr-14	Mar-14	Feb-14	Jan-14	Dec-13	Nov-13	Oct-13	Sep-13	Aug-13	Jul-13	Jun-13	May-13	Apr-13
Children in Care	14	13	11	11	13	13	12	15	12	8	7	8	11
Caring for own child	60	59	59	59	58	49	40	35	76	75	75	63	59
Asylum seeker	1	1	0	0	1	0	0	1	0	0	0	1	1
Carer not own child	1	1	1	1	2	2	3	3	6	5	5	5	6
Substance Misuse	1	1	1	1	1	1	0	0	0	0	0	0	0
Care Leaver	4	4	3	3	2	2	2	0	5	5	6	7	9
Supervised by YOT	7	7	6	6	10	9	8	8	5	4	4	4	7
Pregnancy	11	11	11	13	11	11	12	15	18	19	20	25	28
Parent not caring for own child	0	0	0	0	0	0	0	0	0	0	0	1	1
SEND (16-18 year olds)	37	36	37	35	30	29	26	24	35	30	31	28	33
SEND (19-24 year olds)	108	97	98	99	99	101	104	109	97	101	94	94	100

16-18 year old Not Knowns by Vulnerable Group	Apr-14	Mar-14	Feb-14	Jan-14	Dec-13	Nov-13	Oct-13	Sep-13	Aug-13	Jul-13	Jun-13	May-13	Apr-13
Children in Care	3	1	1	1	3	7	21	49	8	8	0	0	2
Caring for own child	6	6	5	4	4	5	7	7	17	18	9	7	6
Asylum seeker	0	0	0	0	1	1	2	5	1	1	0	0	1
Carer not own child	2	2	2	1	1	1	2	6	0	0	0	0	0
Substance Misuse	1	0	0	0	0	1	2	5	0	0	0	0	0
Care Leaver	2	1	1	1	1	2	2	4	4	3	1	0	0
Supervised by YOT	1	0	1	0	0	0	2	10	0	0	0	0	0
Pregnancy	3	2	1	1	2	5	6	7	2	2	2	2	2
Parent not caring for own child	0	0	0	0	0	0	0	0	0	0	0	0	0
SEND (16-18 year olds)	15	12	7	5	10	13	42	121	23	17	5	3	2
SEND (19-24 year olds)	226	220	221	222	217	217	214	237	149	148	131	134	137

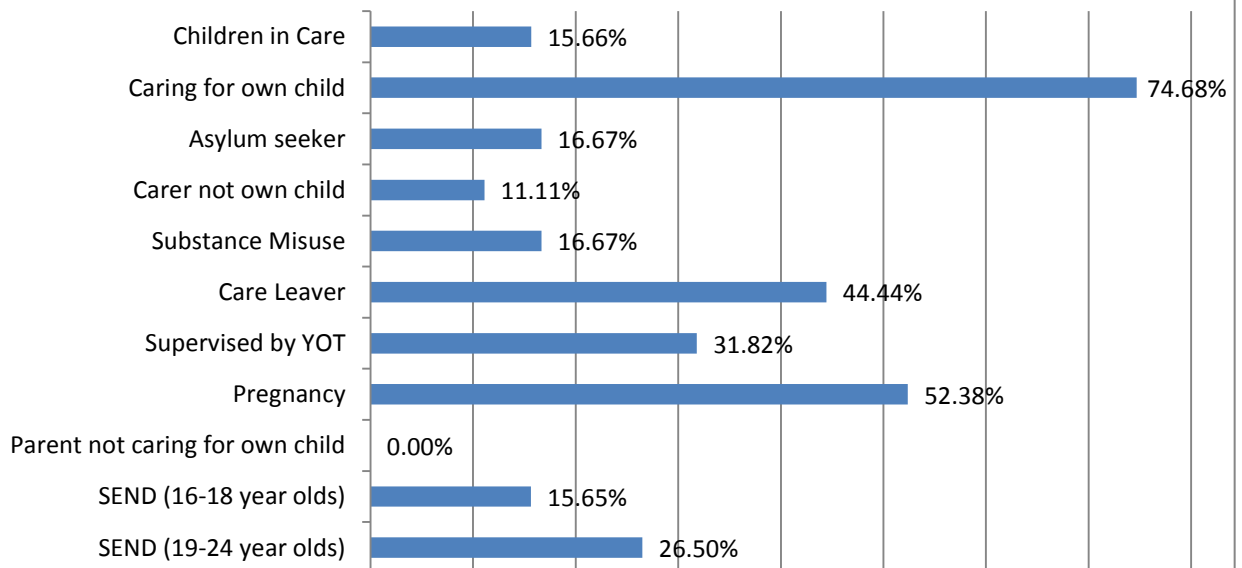
16-18 Year old NEET Leavers & Joiners	Aged 16	Aged 17	Aged 18	16-18 Total	Aged 19
Leaving NEET Total	3	8	10	21	8
Education	0	0	0	0	0
Employment	1	4	8	13	0
Government supported training	2	4	2	8	0
Re-engagement Provision	0	0	0	0	0
NEET in other area	0	0	0	0	0
Custodial Sentence	0	0	0	0	0
Moved Away	0	0	0	0	8
Cannot Be Contacted	0	0	0	0	0
Refused to disclose activity	0	0	0	0	0
Unknown Activity	0	0	0	0	0
Other Reason	0	0	0	0	0
Joining NEET Total	2	4	1	7	0
Education	1	0	0	1	0
Employment	0	0	0	0	0
Government supported training	0	3	0	3	0
Re-engagement Provision	0	0	0	0	0
NEET in other area	0	0	0	0	0
Other (inc custodial sentence)	1	1	1	3	0
Joiners>Leavers	1	4	9	14	8

16-18 Year Old NEET Labour Market Summary	No	%
Available:		
Working not for reward	3	1.28%
Not yet ready for work or learning	18	7.69%
Start Date agreed	3	1.28%
Seeking EET	210	89.74%
Available Total	234	100%
Unavailable:		
Young carers	1	0.97%
Teenage parents	54	52.43%
Illness	39	37.86%
Pregnancy	7	6.80%
Religious grounds	0	0.00%
Unlikely to be economically active	2	1.94%
Other reason	0	0.00%
Unavailable Total	103	100%

NEET Leavers and Joiners



% of Vulnerable Cohorts who are NEET



Education and Young People's Services Performance Management

NEET Monthly Report - Thanet

16-18 year old cohort by Vulnerable Group	Apr-14	Mar-14	Feb-14	Jan-14	Dec-13	Nov-13	Oct-13	Sep-13	Aug-13	Jul-13	Jun-13	May-13	Apr-13
Children in Care	151	150	150	152	154	156	159	166	170	171	174	173	174
Caring for own child	79	78	75	74	71	67	60	55	124	119	111	111	108
Asylum seeker	5	5	5	5	6	7	9	10	16	16	17	17	17
Carer not own child	8	8	8	8	7	7	7	7	17	17	16	16	15
Substance Misuse	20	20	20	18	19	19	20	22	31	31	30	31	31
Care Leaver	11	11	11	10	10	10	11	10	31	33	33	31	30
Supervised by YOT	31	31	30	29	64	67	69	72	65	65	65	68	68
Pregnancy	31	32	33	33	33	34	32	24	29	31	33	32	32
Parent not caring for own child	3	3	3	2	2	2	2	2	8	8	8	8	8
SEND (16-18 year olds)	270	274	275	277	278	275	279	292	275	276	279	275	275
SEND (19-24 year olds)	460	416	427	431	438	445	450	455	360	367	373	381	393

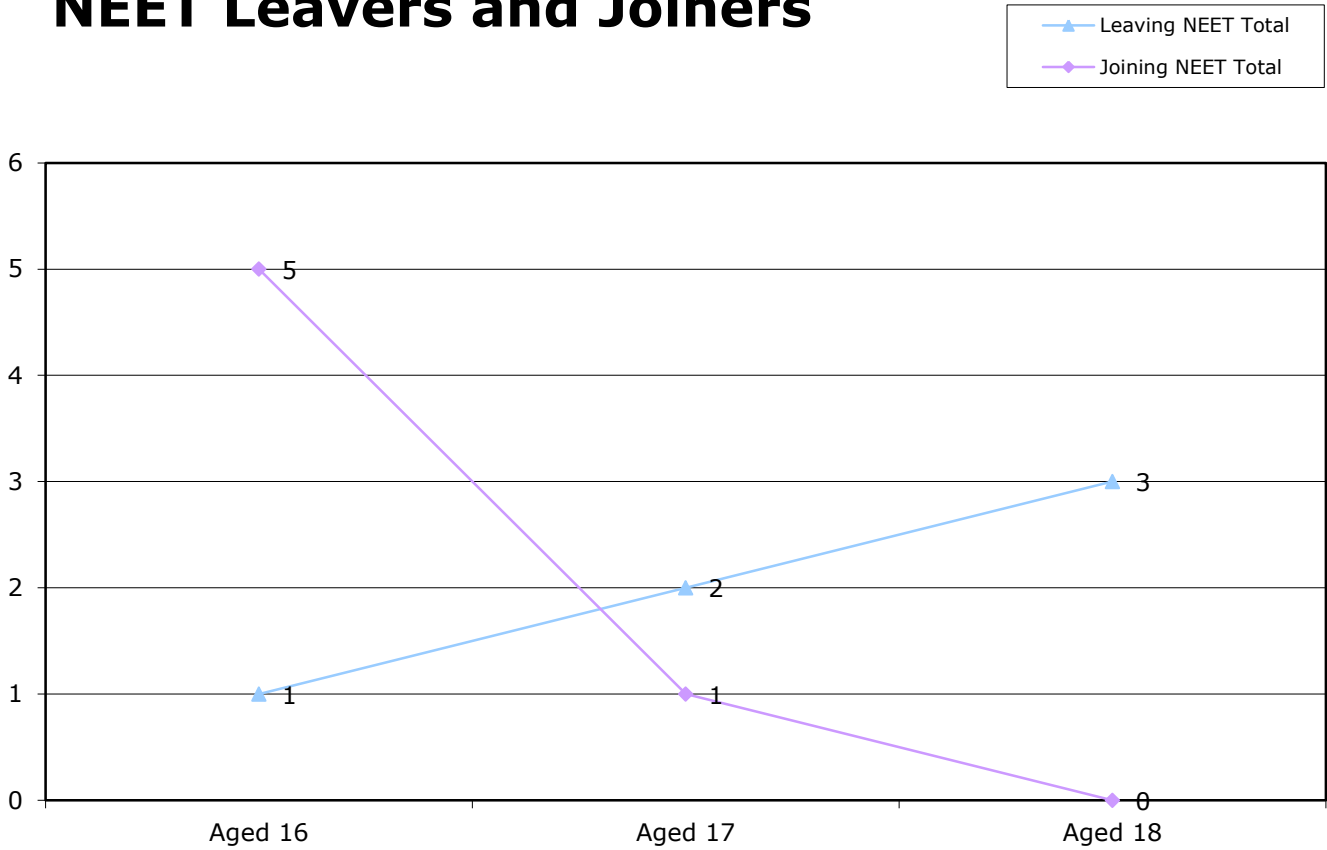
16-18 year old NEET by Vulnerable Group	Apr-14	Mar-14	Feb-14	Jan-14	Dec-13	Nov-13	Oct-13	Sep-13	Aug-13	Jul-13	Jun-13	May-13	Apr-13
Children in Care	46	46	43	42	41	38	36	36	54	48	50	47	50
Caring for own child	58	58	55	59	56	50	41	36	84	78	69	67	77
Asylum seeker	0	0	0	0	0	1	1	1	0	0	1	1	0
Carer not own child	4	4	4	2	1	1	1	1	6	7	6	6	5
Substance Misuse	7	7	7	5	4	3	3	5	7	6	6	8	8
Care Leaver	8	8	8	6	6	6	7	5	18	19	20	18	16
Supervised by YOT	15	15	14	11	20	17	19	23	24	22	24	22	21
Pregnancy	20	21	22	22	22	24	23	14	17	18	21	20	20
Parent not caring for own child	1	1	1	0	0	0	0	0	4	4	4	3	3
SEND (16-18 year olds)	41	44	45	44	38	38	34	29	56	47	50	46	47
SEND (19-24 year olds)	124	116	120	122	121	121	117	121	98	101	101	103	105

16-18 year old Not Knowns by Vulnerable Group	Apr-14	Mar-14	Feb-14	Jan-14	Dec-13	Nov-13	Oct-13	Sep-13	Aug-13	Jul-13	Jun-13	May-13	Apr-13
Children in Care	14	6	6	7	14	24	41	103	9	9	8	7	4
Caring for own child	5	2	2	2	3	5	5	9	18	15	10	11	10
Asylum seeker	1	1	1	1	3	4	6	9	3	3	1	1	2
Carer not own child	0	0	0	0	0	0	0	3	3	2	1	1	2
Substance Misuse	4	3	3	3	7	7	8	11	10	8	6	5	6
Care Leaver	0	0	0	0	0	0	0	2	6	7	3	2	2
Supervised by YOT	3	1	1	1	2	6	9	27	9	7	7	7	6
Pregnancy	2	2	2	2	3	2	3	7	4	4	3	3	3
Parent not caring for own child	2	1	1	1	1	1	1	2	0	0	0	1	0
SEND (16-18 year olds)	18	9	8	8	14	31	62	213	19	20	10	11	11
SEND (19-24 year olds)	222	219	225	227	231	245	277	317	219	220	223	229	240

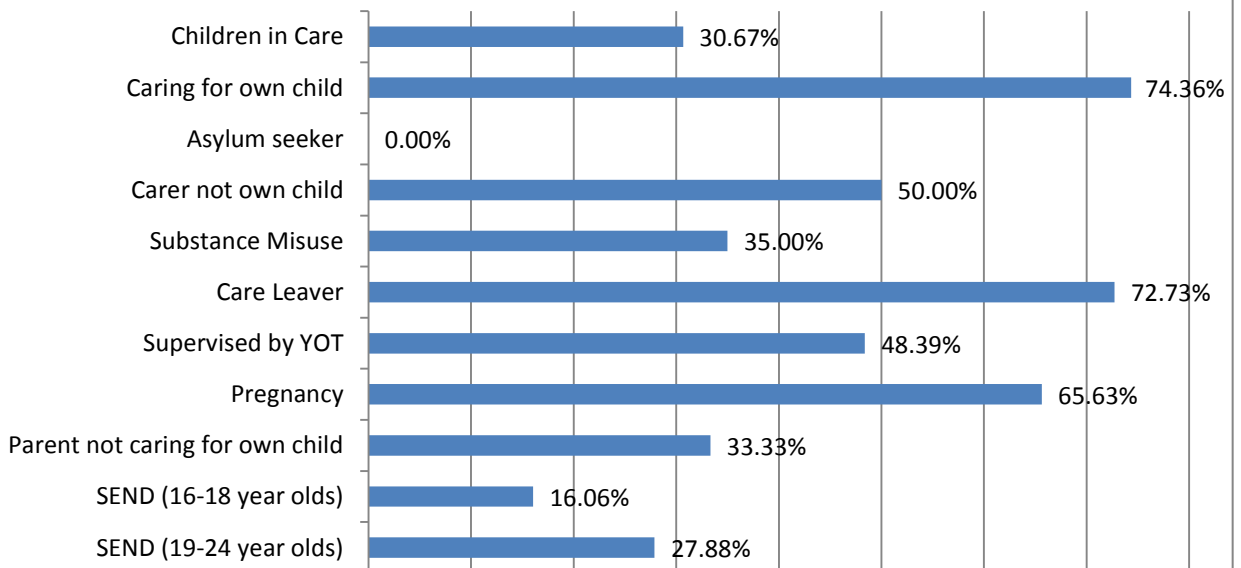
16-18 Year old NEET Leavers & Joiners	Aged 16	Aged 17	Aged 18	16-18 Total	Aged 19
Leaving NEET Total	1	2	3	6	20
Education	0	0	0	0	0
Employment	0	2	1	3	0
Government supported training	0	0	1	1	0
Re-engagement Provision	0	0	0	0	0
NEET in other area	1	0	1	2	0
Custodial Sentence	0	0	0	0	0
Moved Away	0	0	0	0	20
Cannot Be Contacted	0	0	0	0	0
Refused to disclose activity	0	0	0	0	0
Unknown Activity	0	0	0	0	0
Other Reason	0	0	0	0	0
Joining NEET Total	5	1	0	6	0
Education	1	1	0	2	0
Employment	0	0	0	0	0
Government supported training	3	0	0	3	0
Re-engagement Provision	0	0	0	0	0
NEET in other area	0	0	0	0	0
Other (inc custodial sentence)	1	0	0	1	0
Joiners>Leavers	-4	1	3	0	20

16-18 Year Old NEET Labour Market Summary	No	%
Available:		
Working not for reward	10	3.22%
Not yet ready for work or learning	16	5.14%
Start Date agreed	2	0.64%
Seeking EET	283	91.00%
Available Total	311	100%
Unavailable:		
Young carers	2	2.33%
Teenage parents	49	56.98%
Illness	25	29.07%
Pregnancy	9	10.47%
Religious grounds	0	0.00%
Unlikely to be economically active	1	1.16%
Other reason	0	0.00%
Unavailable Total	86	100%

NEET Leavers and Joiners



% of Vulnerable Cohorts who are NEET



Education and Young People's Services Performance Management

NEET Monthly Report - Tonbridge & Malling

16-18 year old cohort by Vulnerable Group	Apr-14	Mar-14	Feb-14	Jan-14	Dec-13	Nov-13	Oct-13	Sep-13	Aug-13	Jul-13	Jun-13	May-13	Apr-13
Children in Care	23	23	24	26	27	28	25	23	12	12	12	13	14
Caring for own child	34	34	32	31	28	25	24	23	49	49	50	49	49
Asylum seeker	1	1	1	1	1	1	1	1	2	2	2	2	2
Carer not own child	10	10	10	10	10	8	6	7	5	5	5	5	5
Substance Misuse	10	10	10	10	10	11	12	11	7	8	8	9	9
Care Leaver	1	1	1	1	1	1	1	1	3	3	3	3	3
Supervised by YOT	10	10	11	12	18	17	19	19	19	19	16	17	17
Pregnancy	11	11	14	11	12	11	7	6	4	3	2	2	2
Parent not caring for own child	2	2	2	2	2	2	2	2	2	2	2	3	3
SEND (16-18 year olds)	142	142	142	144	145	146	147	145	141	141	141	141	142
SEND (19-24 year olds)	272	245	247	247	251	255	257	260	211	215	216	219	223

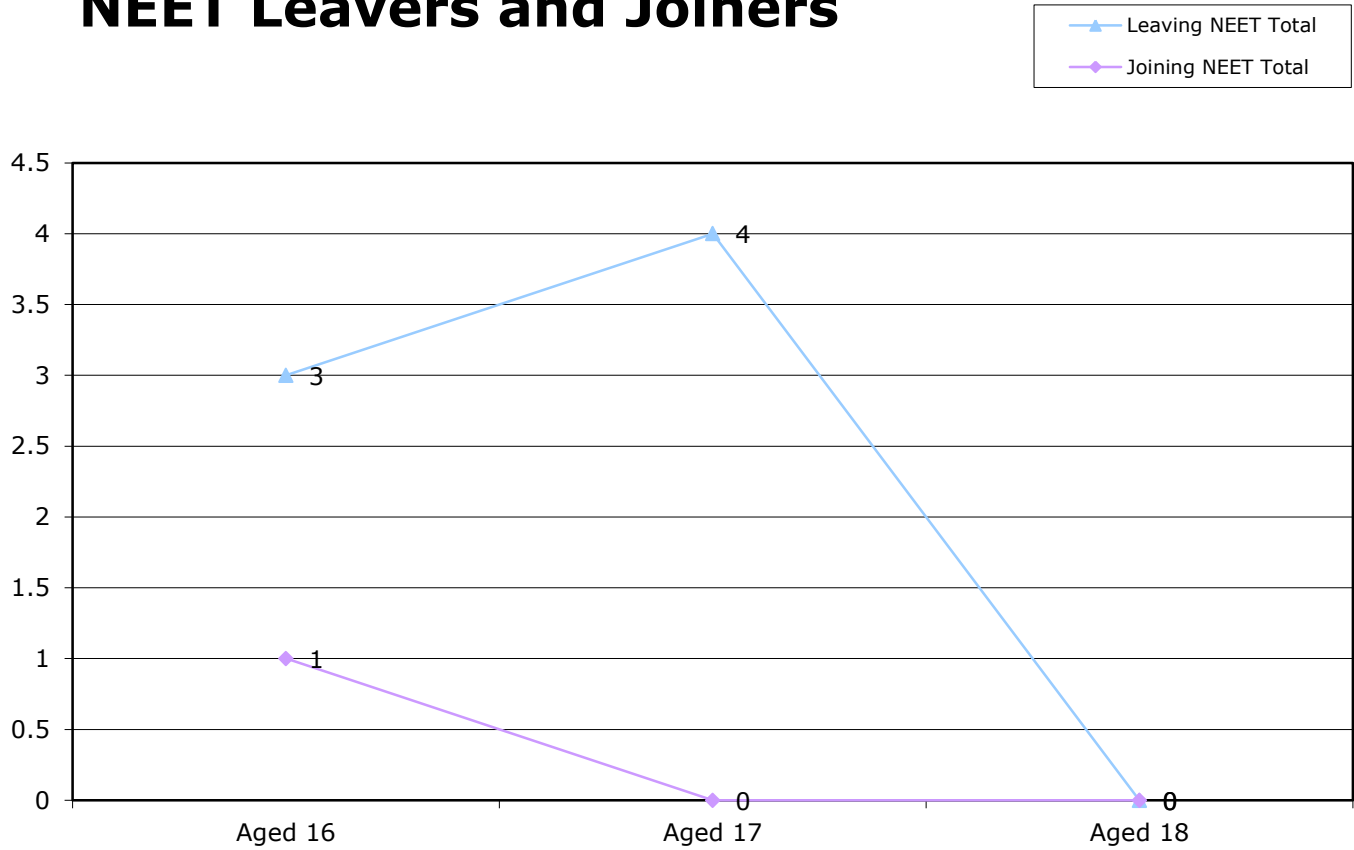
16-18 year old NEET by Vulnerable Group	Apr-14	Mar-14	Feb-14	Jan-14	Dec-13	Nov-13	Oct-13	Sep-13	Aug-13	Jul-13	Jun-13	May-13	Apr-13
Children in Care	3	3	4	4	3	5	2	2	2	1	0	1	3
Caring for own child	25	25	23	24	21	18	18	17	33	33	34	33	31
Asylum seeker	1	1	1	1	1	1	0	0	0	0	0	0	0
Carer not own child	2	2	2	2	3	1	1	1	1	1	1	1	1
Substance Misuse	2	3	3	3	3	3	3	3	3	3	3	4	3
Care Leaver	1	1	1	1	1	1	1	1	1	1	1	1	1
Supervised by YOT	5	5	4	4	5	3	3	3	2	3	4	4	4
Pregnancy	7	7	10	8	9	7	5	4	3	2	1	1	1
Parent not caring for own child	2	2	2	2	2	2	2	2	2	2	2	3	3
SEND (16-18 year olds)	12	12	12	12	11	13	10	11	16	15	16	15	13
SEND (19-24 year olds)	51	50	50	51	52	52	50	57	48	47	45	47	48

16-18 year old Not Knowns by Vulnerable Group	Apr-14	Mar-14	Feb-14	Jan-14	Dec-13	Nov-13	Oct-13	Sep-13	Aug-13	Jul-13	Jun-13	May-13	Apr-13
Children in Care	4	4	4	4	5	7	10	19	2	2	1	1	0
Caring for own child	3	3	1	1	1	1	1	1	4	4	2	3	5
Asylum seeker	0	0	0	0	0	0	1	1	0	0	0	0	0
Carer not own child	0	0	0	1	1	2	2	5	0	0	0	0	0
Substance Misuse	1	1	1	1	1	1	1	6	1	1	0	0	0
Care Leaver	0	0	0	0	0	0	0	0	1	1	0	0	0
Supervised by YOT	0	0	0	0	5	5	8	10	4	4	3	3	2
Pregnancy	1	1	1	1	0	0	1	2	0	0	0	0	0
Parent not caring for own child	0	0	0	0	0	0	0	0	0	0	0	0	0
SEND (16-18 year olds)	30	21	23	27	26	33	46	117	10	11	1	4	4
SEND (19-24 year olds)	184	165	166	166	167	169	173	190	124	121	108	110	111

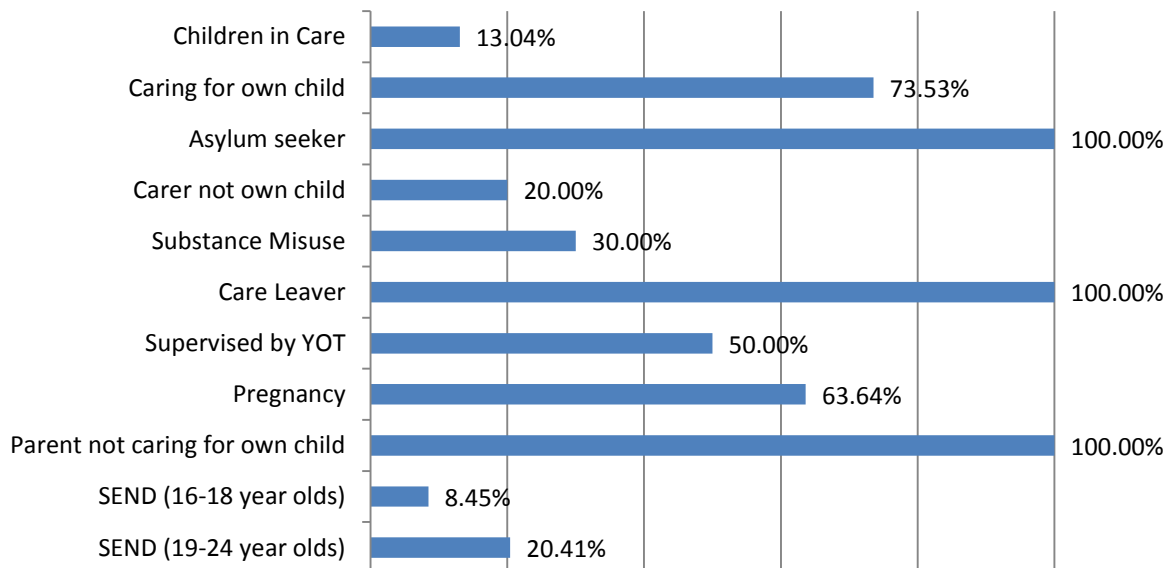
16-18 Year old NEET Leavers & Joiners	Aged 16	Aged 17	Aged 18	16-18 Total	Aged 19
Leaving NEET Total	3	4	0	7	3
Education	0	0	0	0	0
Employment	3	3	0	6	0
Government supported training	0	1	0	1	0
Re-engagement Provision	0	0	0	0	0
NEET in other area	0	0	0	0	0
Custodial Sentence	0	0	0	0	0
Moved Away	0	0	0	0	3
Cannot Be Contacted	0	0	0	0	0
Refused to disclose activity	0	0	0	0	0
Unknown Activity	0	0	0	0	0
Other Reason	0	0	0	0	0
Joining NEET Total	1	0	0	1	0
Education	0	0	0	0	0
Employment	0	0	0	0	0
Government supported training	1	0	0	1	0
Re-engagement Provision	0	0	0	0	0
NEET in other area	0	0	0	0	0
Other (inc custodial sentence)	0	0	0	0	0
Joiners>Leavers	2	4	0	6	3

16-18 Year Old NEET Labour Market Summary	No	%
Available:		
Working not for reward	1	0.80%
Not yet ready for work or learning	11	8.80%
Start Date agreed	0	0.00%
Seeking EET	113	90.40%
Available Total	125	100%
Unavailable:		
Young carers	0	0.00%
Teenage parents	22	55.00%
Illness	12	30.00%
Pregnancy	4	10.00%
Religious grounds	0	0.00%
Unlikely to be economically active	2	5.00%
Other reason	0	0.00%
Unavailable Total	40	100%

NEET Leavers and Joiners



% of Vulnerable Cohorts who are NEET



Education and Young People's Services Performance Management

NEET Monthly Report - Tunbridge Wells

16-18 year old cohort by Vulnerable Group	Apr-14	Mar-14	Feb-14	Jan-14	Dec-13	Nov-13	Oct-13	Sep-13	Aug-13	Jul-13	Jun-13	May-13	Apr-13
Children in Care	22	22	22	21	21	20	21	22	27	26	26	26	26
Caring for own child	30	29	25	25	25	24	24	21	38	36	35	34	33
Asylum seeker	5	5	5	5	5	6	6	6	14	14	14	14	14
Carer not own child	5	5	5	5	5	5	5	5	4	4	3	3	3
Substance Misuse	7	7	8	8	8	8	12	13	10	9	11	11	11
Care Leaver	0	0	0	0	0	0	0	0	0	0	1	1	1
Supervised by YOT	8	8	8	7	10	10	10	11	10	8	9	8	8
Pregnancy	11	11	14	13	13	11	11	5	7	8	10	11	12
Parent not caring for own child	2	2	1	1	1	1	1	1	0	0	1	1	1
SEND (16-18 year olds)	143	143	143	144	144	142	141	146	134	135	135	135	135
SEND (19-24 year olds)	224	197	199	202	205	207	212	216	173	179	180	183	185

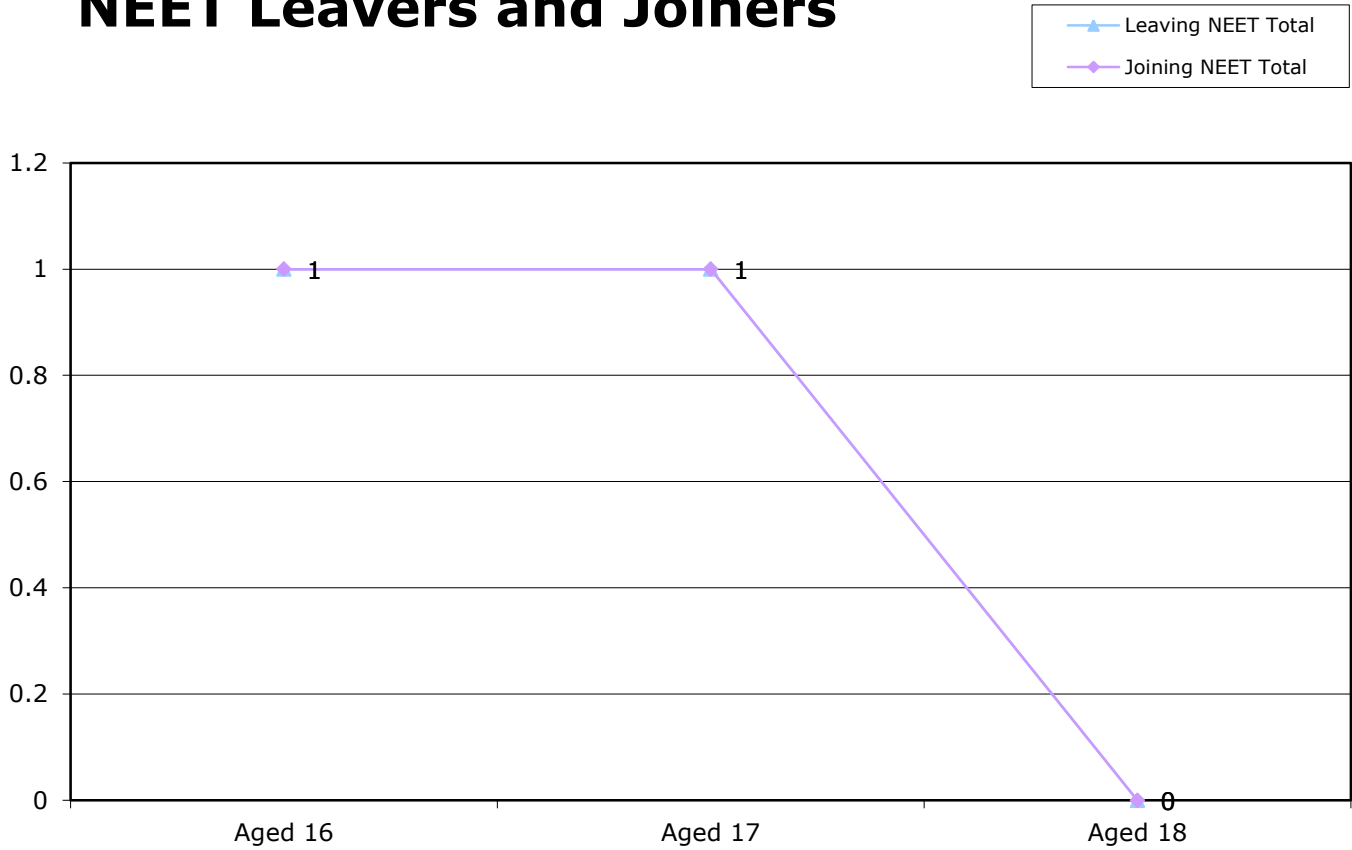
16-18 year old NEET by Vulnerable Group	Apr-14	Mar-14	Feb-14	Jan-14	Dec-13	Nov-13	Oct-13	Sep-13	Aug-13	Jul-13	Jun-13	May-13	Apr-13
Children in Care	6	5	5	5	4	3	2	3	5	4	4	4	4
Caring for own child	23	22	19	19	19	19	17	14	28	25	23	22	21
Asylum seeker	0	0	0	0	0	0	0	0	1	1	1	1	1
Carer not own child	0	0	0	0	0	0	0	0	1	1	0	0	1
Substance Misuse	2	1	3	4	3	3	2	1	3	2	4	4	4
Care Leaver	0	0	0	0	0	0	0	0	0	0	1	1	1
Supervised by YOT	2	2	2	3	3	3	2	3	5	4	4	3	3
Pregnancy	5	5	7	7	8	6	7	4	3	4	6	7	7
Parent not caring for own child	1	0	0	0	0	0	0	0	0	0	1	1	1
SEND (16-18 year olds)	12	12	13	12	15	11	12	13	19	18	19	20	18
SEND (19-24 year olds)	28	24	24	25	26	26	27	27	21	20	20	20	21

16-18 year old Not Knowns by Vulnerable Group	Apr-14	Mar-14	Feb-14	Jan-14	Dec-13	Nov-13	Oct-13	Sep-13	Aug-13	Jul-13	Jun-13	May-13	Apr-13
Children in Care	2	0	0	0	1	2	8	13	4	4	2	2	2
Caring for own child	3	2	2	1	1	1	2	5	1	4	1	1	1
Asylum seeker	1	0	0	0	0	0	3	5	3	4	1	1	1
Carer not own child	1	0	0	0	0	0	0	3	0	0	0	0	0
Substance Misuse	0	0	0	0	1	1	6	8	3	3	0	0	0
Care Leaver	0	0	0	0	0	0	0	0	0	0	0	0	0
Supervised by YOT	1	1	0	0	1	1	2	4	0	0	1	0	0
Pregnancy	2	1	0	0	0	0	0	0	3	2	1	0	0
Parent not caring for own child	0	0	0	0	0	0	0	1	0	0	0	0	0
SEND (16-18 year olds)	16	6	3	2	2	8	27	89	20	14	4	4	4
SEND (19-24 year olds)	141	128	125	125	125	113	125	146	97	92	66	92	89

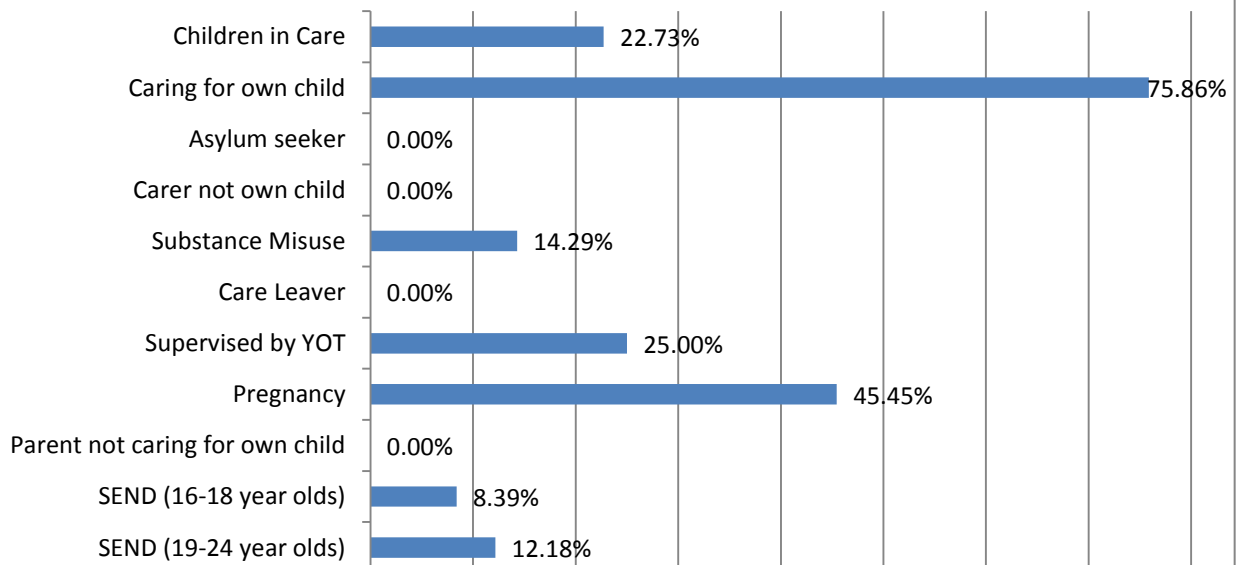
16-18 Year old NEET Leavers & Joiners	Aged 16	Aged 17	Aged 18	16-18 Total	Aged 19
Leaving NEET Total	1	1	0	2	10
Education	0	0	0	0	0
Employment	0	1	0	1	0
Government supported training	1	0	0	1	0
Re-engagement Provision	0	0	0	0	0
NEET in other area	0	0	0	0	0
Custodial Sentence	0	0	0	0	0
Moved Away	0	0	0	0	10
Cannot Be Contacted	0	0	0	0	0
Refused to disclose activity	0	0	0	0	0
Unknown Activity	0	0	0	0	0
Other Reason	0	0	0	0	0
Joining NEET Total	1	1	0	2	0
Education	1	0	0	1	0
Employment	0	1	0	1	0
Government supported training	0	0	0	0	0
Re-engagement Provision	0	0	0	0	0
NEET in other area	0	0	0	0	0
Other (inc custodial sentence)	0	0	0	0	0
Joiners>Leavers	0	0	0	0	10

16-18 Year Old NEET Labour Market Summary	No	%
Available:		
Working not for reward	1	0.83%
Not yet ready for work or learning	15	12.40%
Start Date agreed	4	3.31%
Seeking EET	101	83.47%
Available Total	121	100%
Unavailable:		
Young carers	0	0.00%
Teenage parents	18	69.23%
Illness	3	11.54%
Pregnancy	4	15.38%
Religious grounds	0	0.00%
Unlikely to be economically active	1	3.85%
Other reason	0	0.00%
Unavailable Total	26	100%

NEET Leavers and Joiners



% of Vulnerable Cohorts who are NEET

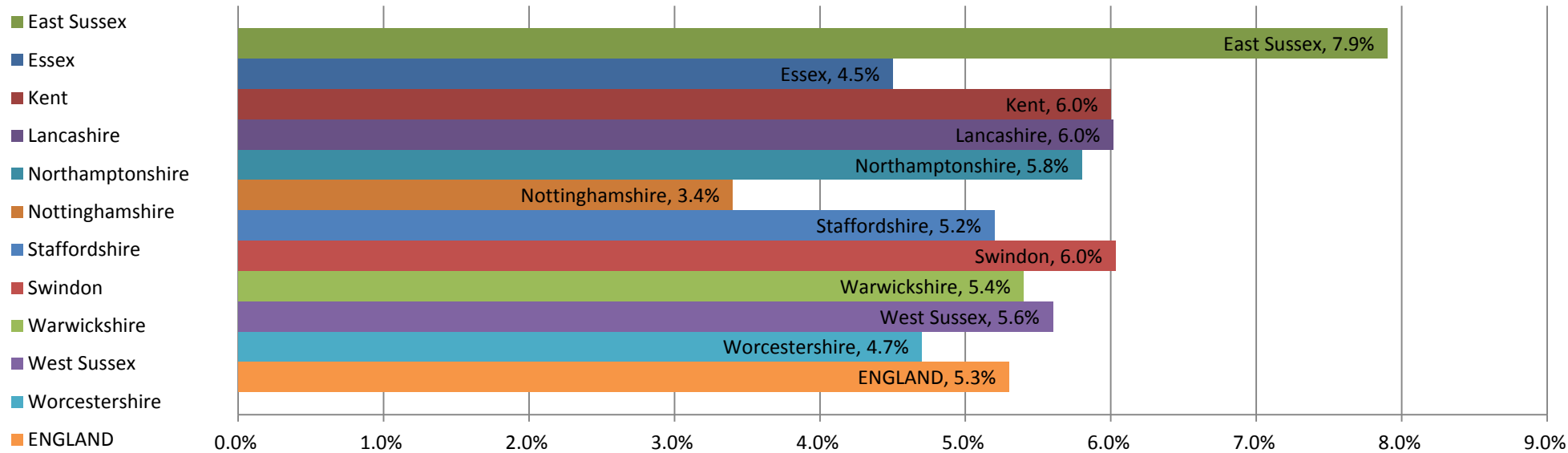


Education and Young People's Services Performance Management
Kent/National/Statistical Neighbours
AS AT 31st March 2014

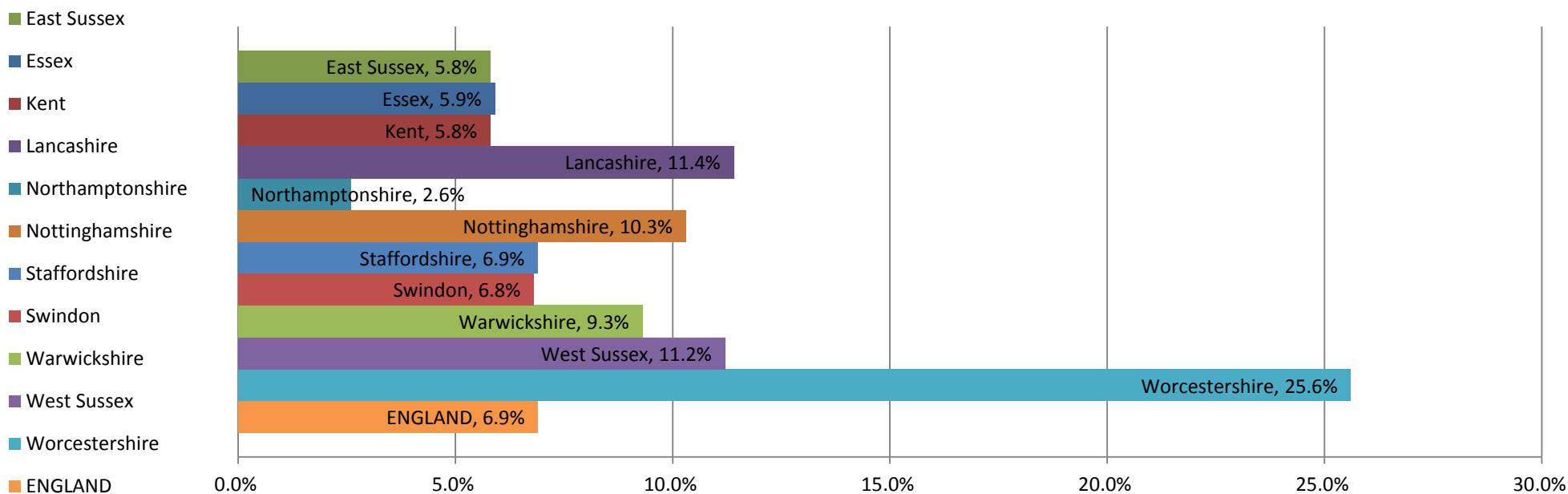
	NEET		Not known		In learning	
	% Academic Age16-18s NEET	% change over last 12 months	% Academic Age16-18s NK	% change over last 12 months	% Academic Age16-18s in learning	% change over last 12 months
ENGLAND	5.3%	-5.6%	6.9%	-12.0%	82.4%	2.0%

Name	NEET Ranked Position	Academic Age16-18 (Y12-Y14) NEET %	Y12 NEET%	Y13 NEET%	Y14 NEET%	N/K Ranked Position	Academic Age 16 - 18 (Y12-Y14) NK %	Y12 NK%	Y13 NK%	Y14 NK%	Academic Age 16 - 18 (Y12-14) In Learning %	Y12 In Learning %	Y13 In Learning %	Y14 In Learning %
Kent	8	6.0%	3.4%	5.9%	8.8%	2	5.8%	2.0%	4.6%	11.2%	80.1%	93.5%	84.2%	61.7%
East Sussex	11	7.9%	3.7%	6.2%	14.7%	2	5.8%	0.2%	4.2%	13.4%	79.6%	94.7%	95.9%	57.3%
Essex	2	4.5%	2.6%	4.4%	6.6%	4	5.9%	1.6%	5.2%	11.0%	80.8%	94.7%	85.5%	61.9%
Lancashire	8	6.0%	3.0%	5.1%	10.6%	10	11.4%	4.5%	8.6%	21.3%	79.5%	91.7%	94.2%	62.3%
Northamptonshire	7	5.8%	2.5%	6.0%	8.9%	1	2.6%	1.4%	2.5%	3.9%	83.1%	95.2%	86.5%	67.6%
Nottinghamshire	1	3.4%	1.6%	3.1%	6.0%	8	10.3%	4.9%	4.3%	21.7%	85.7%	93.2%	92.1%	71.8%
Staffordshire	4	5.2%	2.7%	5.1%	8.0%	6	6.9%	1.9%	5.0%	14.0%	82.1%	94.2%	86.7%	65.1%
Swindon	8	6.0%	2.4%	5.4%	10.7%	5	6.8%	1.2%	3.4%	15.6%	82.3%	95.0%	85.8%	66.5%
Warwickshire	5	5.4%	2.7%	4.6%	9.9%	7	9.3%	3.3%	3.8%	20.9%	81.4%	93.2%	88.3%	62.2%
West Sussex	6	5.6%	2.4%	4.1%	10.9%	9	11.2%	3.4%	10.3%	20.0%	77.7%	93.2%	82.8%	56.8%
Worcestershire	3	4.7%	2.9%	4.6%	8.7%	11	25.6%	7.1%	10.2%	60.1%	67.9%	88.3%	81.9%	32.6%
Mean Indicator for Statistical neighbours		5.4%	2.6%	4.9%	9.5%		9.6%	3.0%	5.8%	20.2%	80.0%	93.3%	86.0%	60.4%

Statistical Neighbours NEETs March 2014



Statistical Neighbours Not Knowns March 2014



Education and Young People's Services Performance Management NEET Monthly Report - Kent

Year 11 intended destinations summary	Cohort total	Total not yet recorded/undecided	%age of total
Kent	17409	1,987	11.4%
Ashford	1406	136	9.7%
Canterbury	1660	156	9.4%
Dartford	1436	133	9.3%
Dover	1454	115	7.9%
Gravesham	1342	122	9.1%
Maidstone	1950	184	9.4%
Sevenoaks	495	96	19.4%
Shepway	1122	191	17.0%
Swale	1696	446	26.3%
Thanet	1713	159	9.3%
Tonbridge & Malling	1594	146	9.2%
Tunbridge Wells	1541	103	6.7%