

Children, Young People and Education

Young People Not in Education, Employment or Training (NEET) Report

August 2022 Data

Produced by Management Information & Intelligence, Core+

CYPE Management Information & Intelligence, KCC

Source: Core+ CCIS

Any queries please contact MICorePlus@kent.gov.uk

Extraction Date: 02 September 2022



CYPE - MI Report

Headlines and Commentary

Select Academic Age

- Select all
- 16
- 17

District

- Select all
- Ashford
- Canterbury
- Dartford
- Dover
- Folkestone & Hythe
- Gravesham
- Maidstone
- Sevenoaks
- Swale
- Thanet
- Tonbridge and Malling
- Tunbridge Wells

MI Reporting Month	NEET %	NEET % Same Point Last Year	Participation %	Participation % Same Point Last Year	Not Known %	Not Known % Same Point Last Year	NEET and Not Known %	NEET and Not Known % Same Point Last Year
June 2022	3.2%	3.6%	91.1	90.2	2.1%	3.1%	5.3%	6.6%
July 2022	3.2%	3.5%	90.8	89.8	2.8%	3.8%	6.0%	7.2%
August 2022	3.1%	3.5%	90.3	89.2	3.6%	4.3%	6.7%	7.8%

Management Information are committed and focused on fulfilling our obligation to Kent's young people during these difficult times. We will continue to provide all necessary analysis to help Managers and Key Workers achieve this goal.

The NEET population is currently at 3.1% compared to 3.5% at the same time last year, and our Not Knowns are at 3.6%, compared to 4.3% at the same time last year. The Participation rate is 90.3%, compared to 89.2% the same point last year.

District performance for NEET varies from 1.8% in Sevenoaks to 4.6% in Thanet. District performance for Not Knowns varies from 2.7% in Tonbridge & Malling to 4.4% in Thanet.

The Local Authority has a statutory duty to collect data from all education establishments regarding offers they have made to 16- and 17-year olds from September. It is an important part of our planning and transition support offer. Enabling us to identify those at-risk of NEET, gaps in local provision and to work alongside you in supporting our most vulnerable young people.

Please note the Statistical Neighbour report has been updated to reflect the new neighbours. Northamptonshire has been replaced by West Northamptonshire and West Sussex has been replaced by Suffolk.

CYPE - MI Report

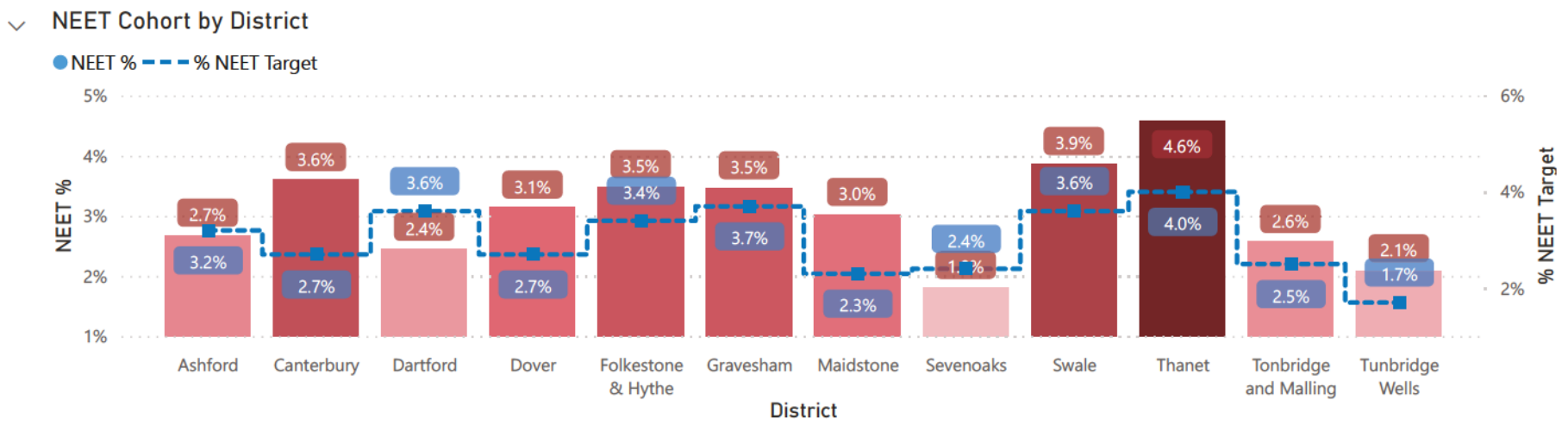
County NEET and Not Known Breakdown

- MI Reporting Month**
- August 2021
 - September 2021
 - October 2021
 - November 2021
 - December 2021
 - January 2022
 - February 2022
 - March 2022
 - April 2022
 - May 2022
 - June 2022
 - July 2022
 - August 2022

- Select Academic Age**
- Select all
 - 16
 - 17



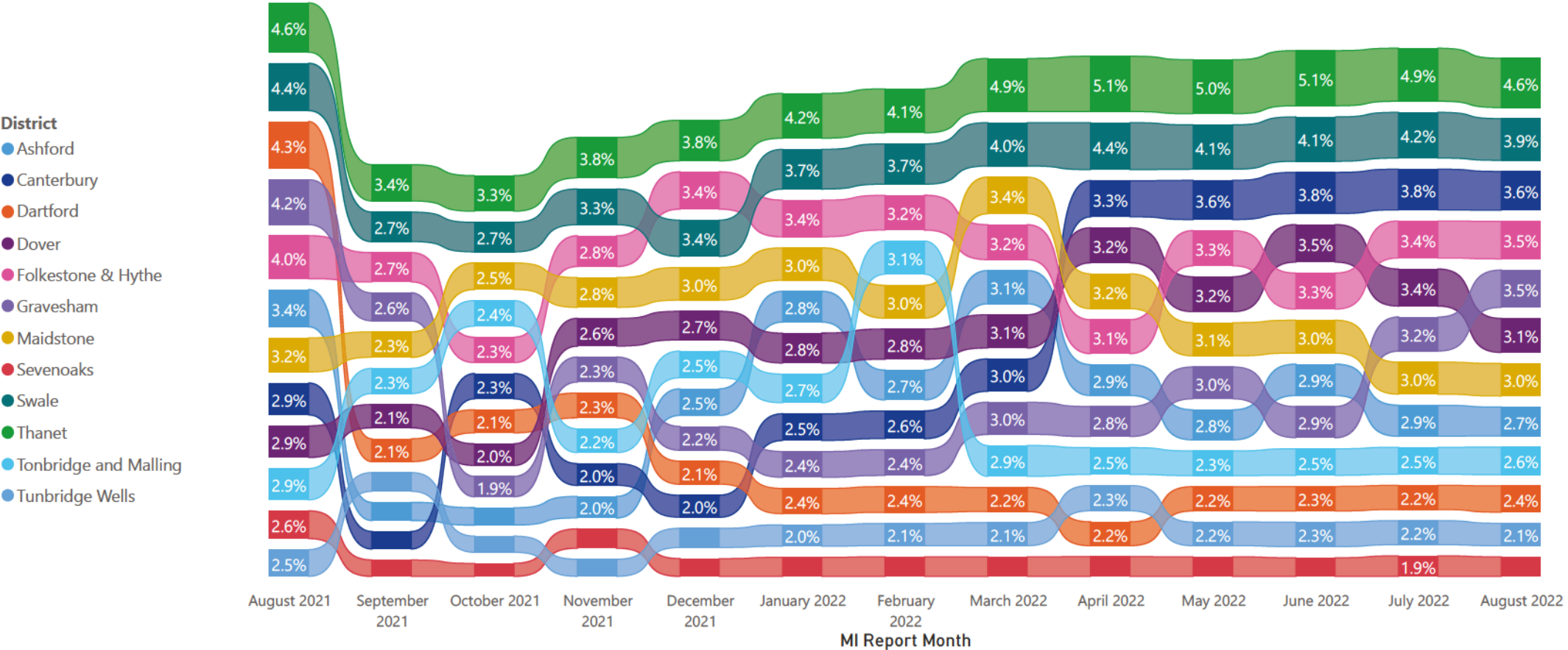
- Select District**
- Select all
 - Ashford
 - Canterbury
 - Dartford
 - Dover
 - Folkestone & Hythe
 - Gravesham
 - Maidstone
 - Sevenoaks
 - Swale
 - Thanet
 - Tonbridge and Malling
 - Tunbridge Wells



CYPE - MI Report

District NEET Trends

NEET Cohort by District

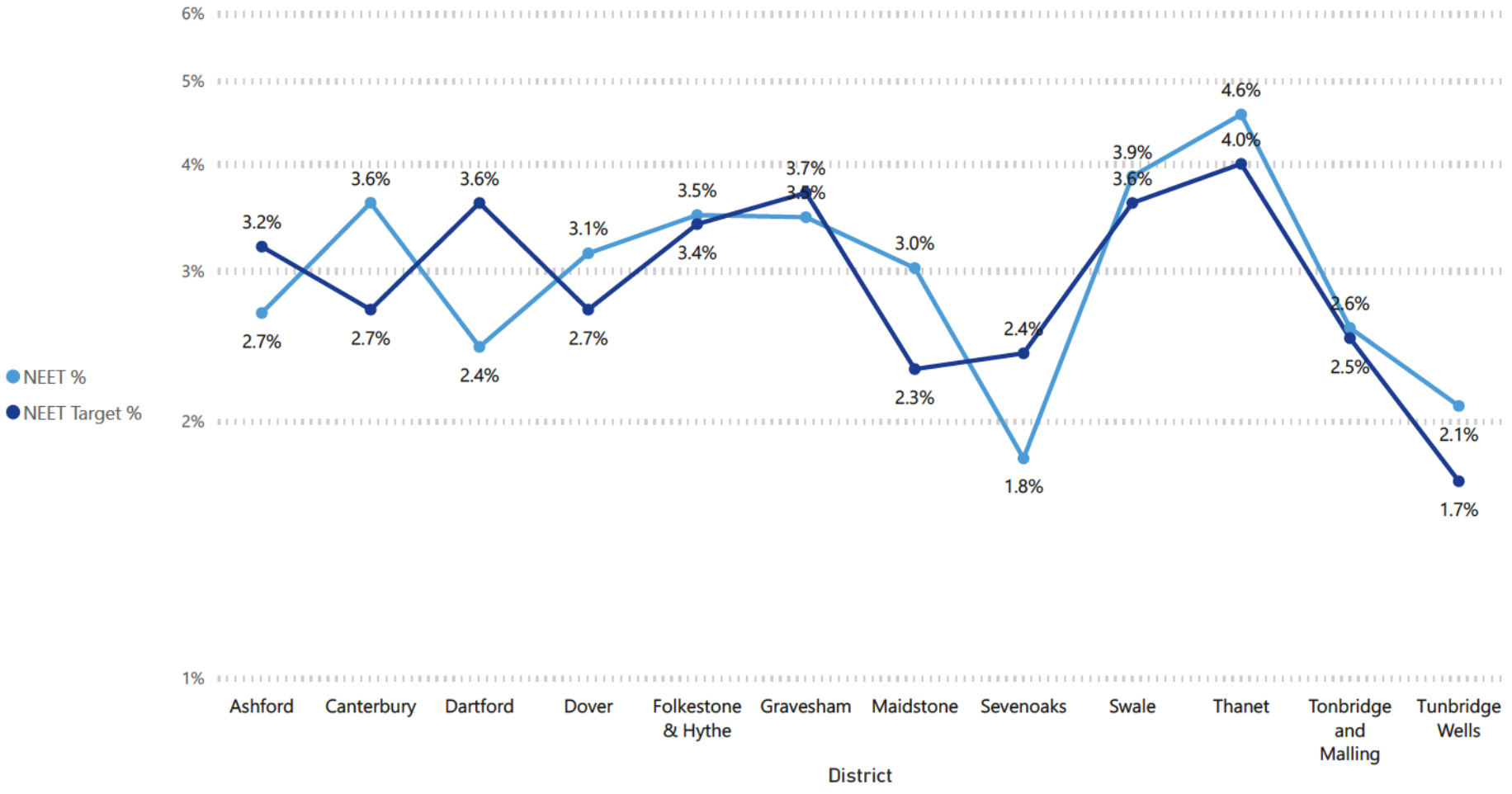


CYPE - MI Report

Current Month Target Comparison

MI Reporting Month ▼

- August 2021
- September 2021
- October 2021
- November 2021
- December 2021
- January 2022
- February 2022
- March 2022
- April 2022
- May 2022
- June 2022
- July 2022
- August 2022



CYPE - MI Report

SEND NEET and Not Known Breakdown

MI Reporting Month

- August 2021
- September 2021
- October 2021
- November 2021
- December 2021
- January 2022
- February 2022
- March 2022
- April 2022
- May 2022
- June 2022
- July 2022
- August 2022

Select District

- Select all
- Ashford
- Canterbury
- Dartford
- Dover
- Folkestone & Hythe
- Gravesham
- Maidstone
- Sevenoaks
- Swale
- Thanet
- Tonbridge and Malling
- Tunbridge Wells

Select Academic Age

- Select all
- 16
- 17

Characteristic

- SEN Support

3,808

Overall Cohort

248

NEET Cohort

91

Not Known Cohort

339

NEET and Not Known Cohort

8.9%

NEET and Not Known %

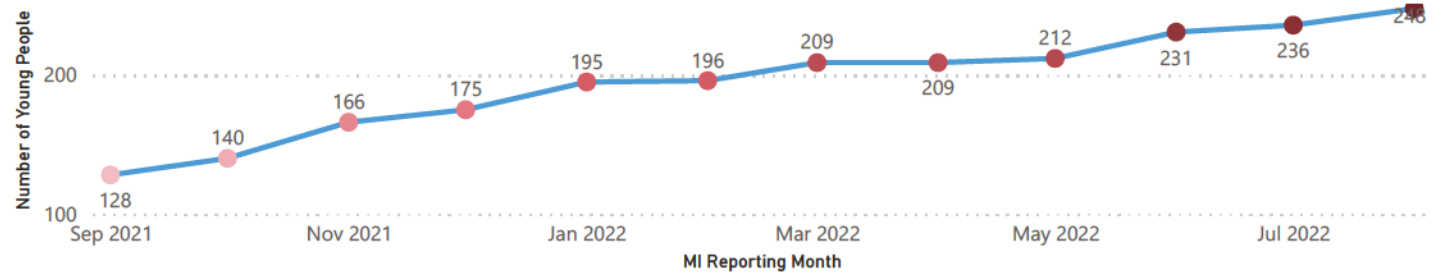
6.5%

NEET %

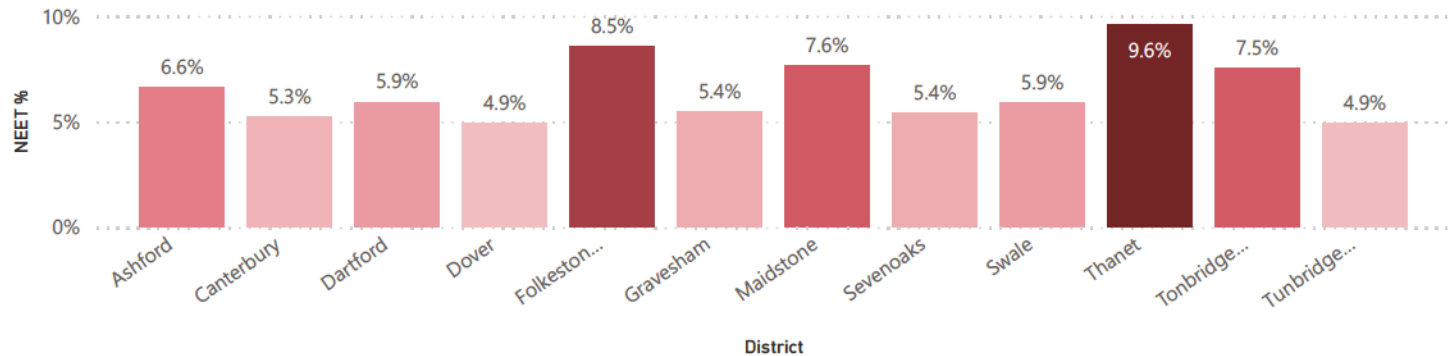
2.4%

Not Known %

NEET Cohort by District



NEET Cohort by District



CYPE - MI Report

SEND NEET and Not Known Breakdown

- MI Reporting Month**
- August 2021
 - September 2021
 - October 2021
 - November 2021
 - December 2021
 - January 2022
 - February 2022
 - March 2022
 - April 2022
 - May 2022
 - June 2022
 - July 2022
 - August 2022

- Select Academic Age**
- Select all
 - 16
 - 17

- Characteristic**
- SEND (EHCP)

- Select District**
- Select all
 - Ashford
 - Canterbury
 - Dartford
 - Dover
 - Folkestone & Hythe
 - Gravesham
 - Maidstone
 - Sevenoaks
 - Swale
 - Thanet
 - Tonbridge and Malling
 - Tunbridge Wells

10.1%
NEET and Not Known %

7.4%
NEET %

2.8%
Not Known %

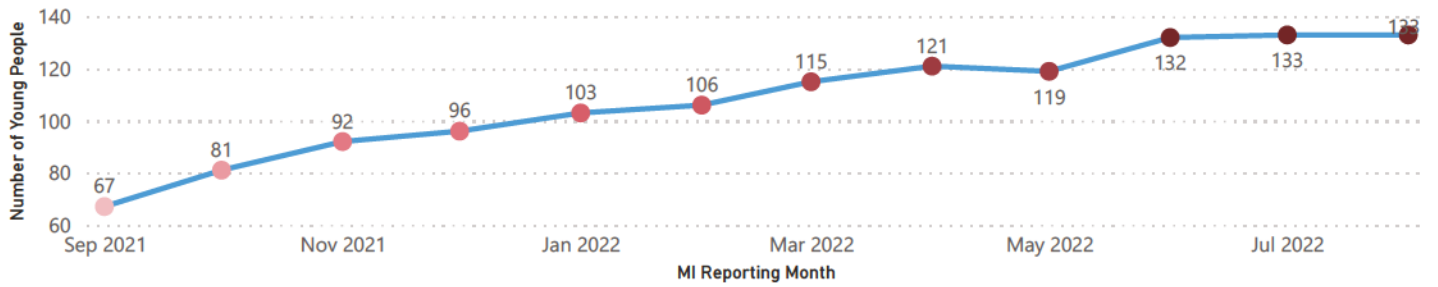
1,809 Overall Cohort

133 NEET Cohort

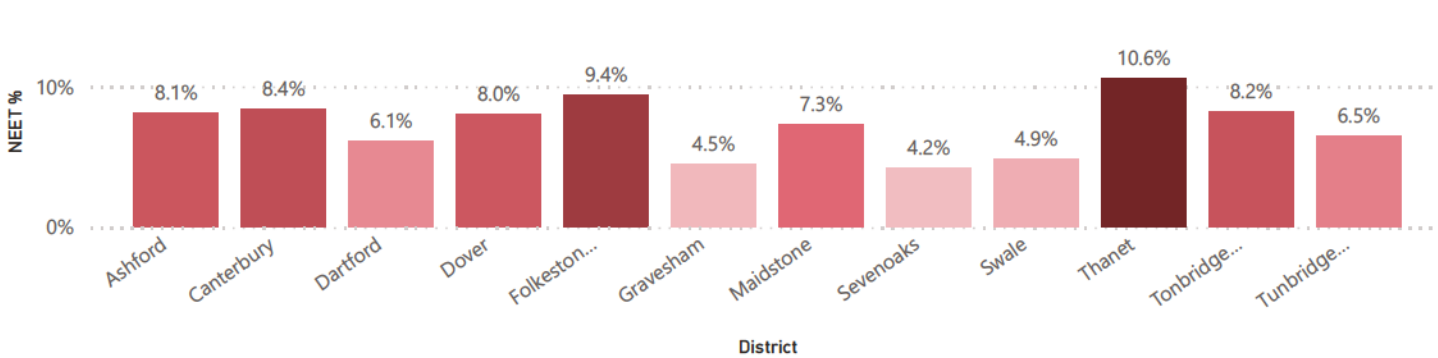
50 Not Known Cohort

183 NEET and Not Known Cohort

NEET Cohort by District



NEET Cohort by District



CYPE - MI Report

Youth Offending Team NEET and Not Known Breakdown

MI Reporting Month

- August 2021
- September 2021
- October 2021
- November 2021
- December 2021
- January 2022
- February 2022
- March 2022
- April 2022
- May 2022
- June 2022
- July 2022
- August 2022

Select District

- Select all
- Ashford
- Canterbury
- Dartford
- Dover
- Folkestone & Hythe
- Gravesham
- Maidstone
- Sevenoaks
- Swale
- Thanet
- Tonbridge and Malling
- Tunbridge Wells

Select Academic Age

- Select all
- 16
- 17

Characteristic

- Supervised By Yots

42.6%

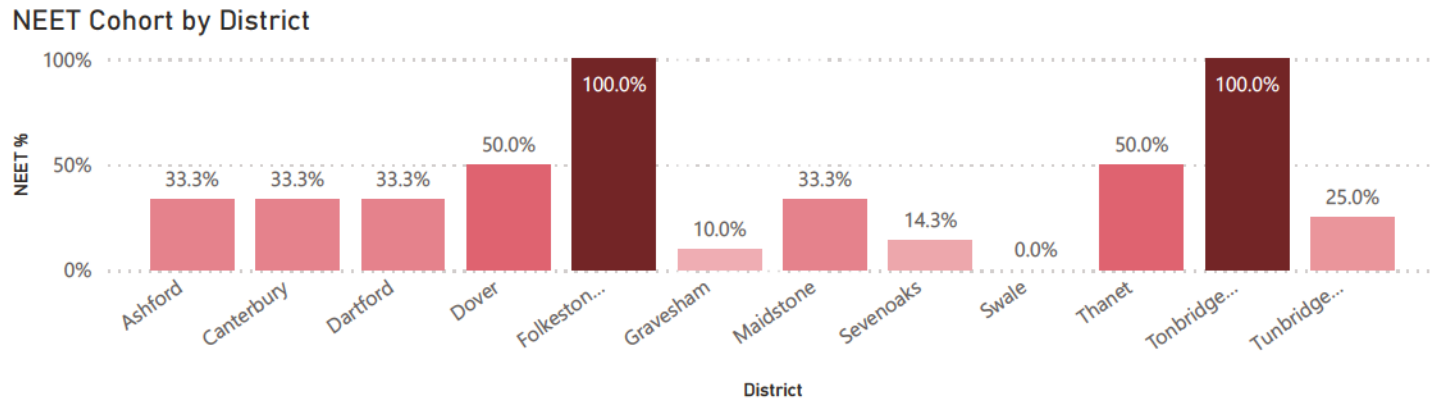
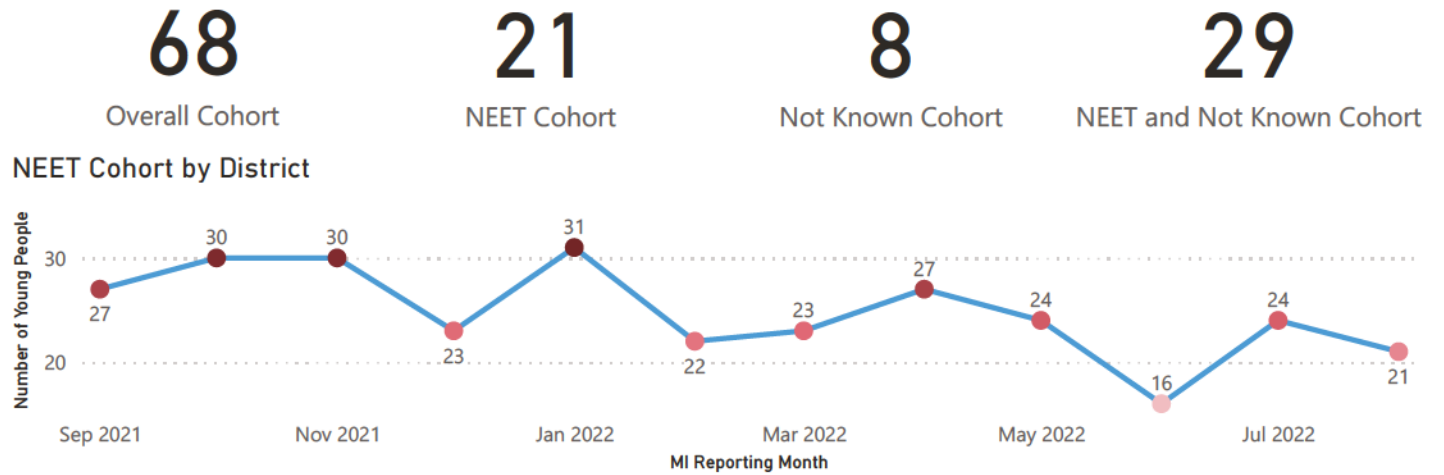
NEET and Not Known %

30.9%

NEET %

11.8%

Not Known %



CYPE - MI Report

Children's Social Work Services NEET and Not Known Breakdown

MI Reporting Month

- August 2021
- September 2021
- October 2021
- November 2021
- December 2021
- January 2022
- February 2022
- March 2022
- April 2022
- May 2022
- June 2022
- July 2022
- August 2022

Select Academic Age

- Select all
- 16
- 17

Characteristic

- Looked After

Select District

- Select all
- Ashford
- Canterbury
- Dartford
- Dover
- Folkestone & Hythe
- Gravesham
- Maidstone
- Sevenoaks
- Swale
- Thanet
- Tonbridge and Malling
- Tunbridge Wells

26.4%

NEET and Not Known %

22.2%

NEET %

4.2%

Not Known %

594

Overall Cohort

132

NEET Cohort

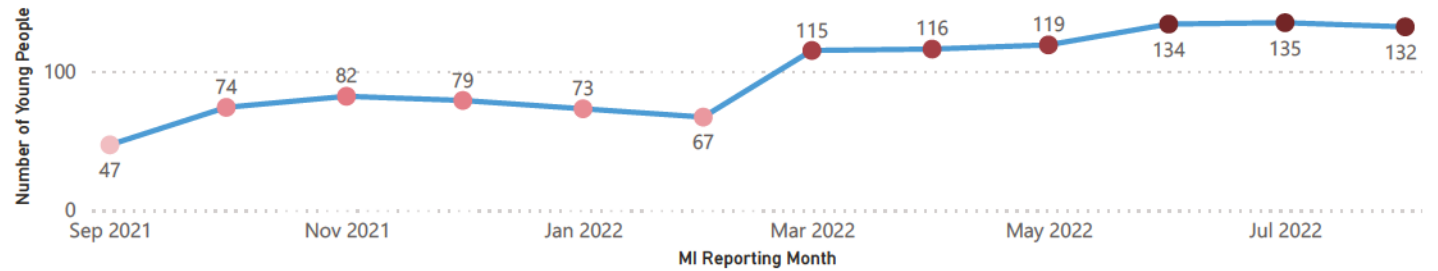
25

Not Known Cohort

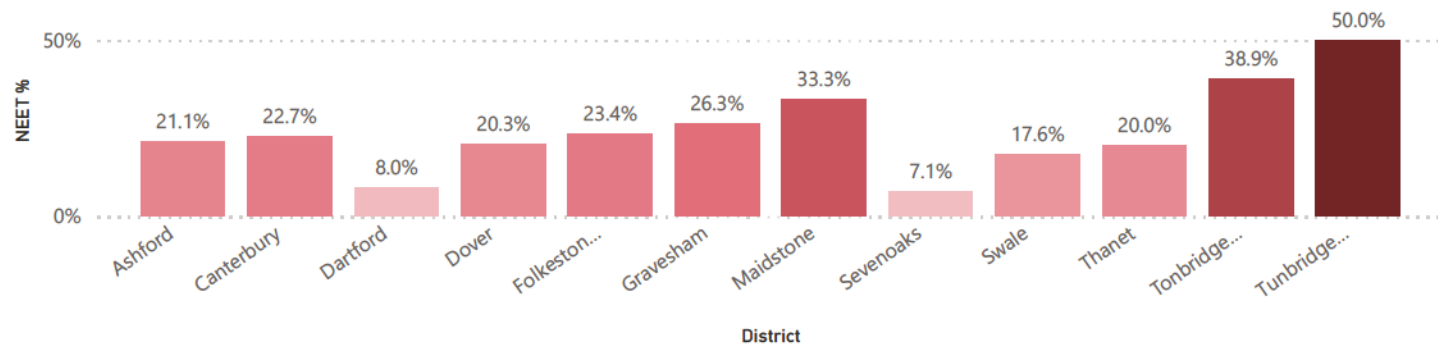
157

NEET and Not Known Cohort

NEET Cohort by District



NEET Cohort by District



CYPE - MI Report

Children's Social Work Services NEET and Not Known Breakdown

MI Reporting Month

- August 2021
- September 2021
- October 2021
- November 2021
- December 2021
- January 2022
- February 2022
- March 2022
- April 2022
- May 2022
- June 2022
- July 2022
- August 2022

Select District

- Select all
- Ashford
- Canterbury
- Dartford
- Dover
- Folkestone & Hythe
- Gravesham
- Swale
- Thanet
- Tonbridge and Malling
- Tunbridge Wells

Select Academic Age

- Select all
- 16
- 17

Characteristic

- Refugee

22.5%

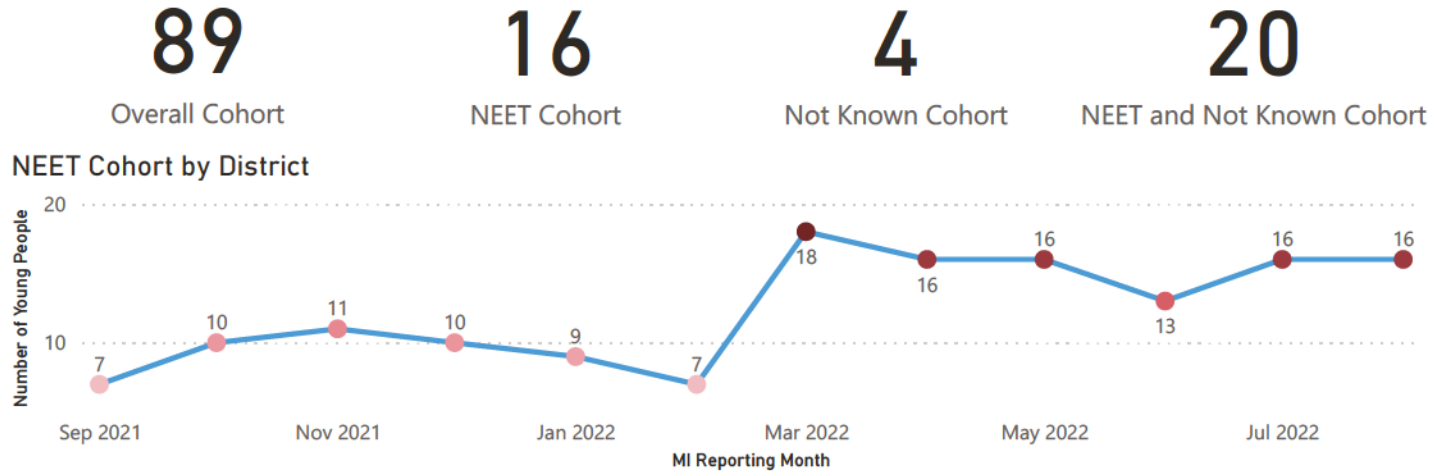
NEET and Not Known %

18.0%

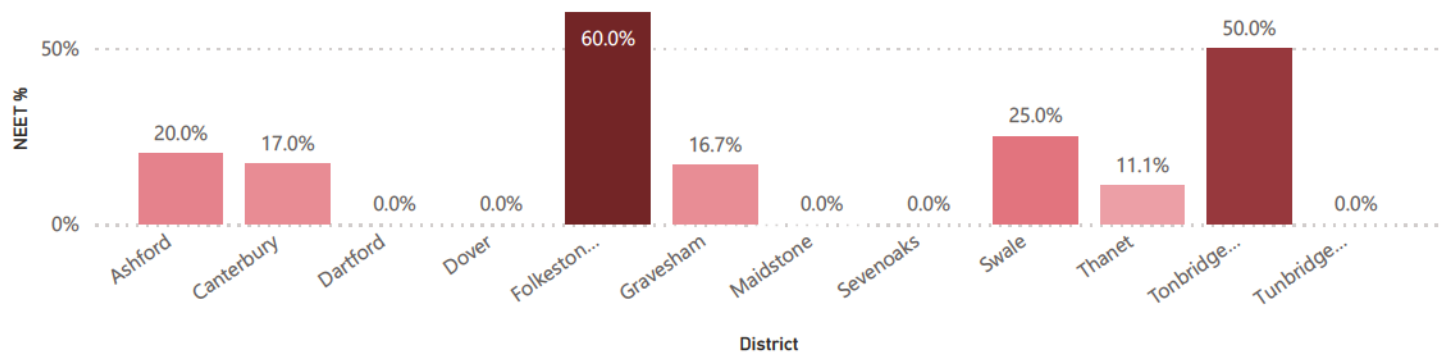
NEET %

4.5%

Not Known %



NEET Cohort by District



CYPE - MI Report

Early Help NEET and Not Known Breakdown

- MI Reporting Month**
- August 2021
 - September 2021
 - October 2021
 - November 2021
 - December 2021
 - January 2022
 - February 2022
 - March 2022
 - April 2022
 - May 2022
 - June 2022
 - July 2022
 - August 2022

- Select Academic Age**
- Select all
 - 16
 - 17
- Characteristic**
- Carer Not Own Child

- Select District**
- Select all
 - Ashford
 - Canterbury
 - Dartford
 - Dover
 - Folkestone & Hythe
 - Gravesham
 - Maidstone
 - Sevenoaks
 - Swale
 - Thanet
 - Tonbridge and Malling

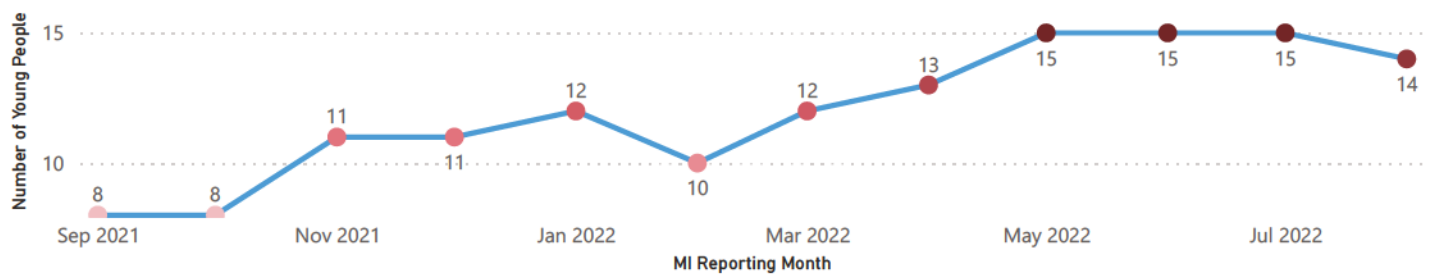
86.4%
NEET and Not Known

63.6%
NEET

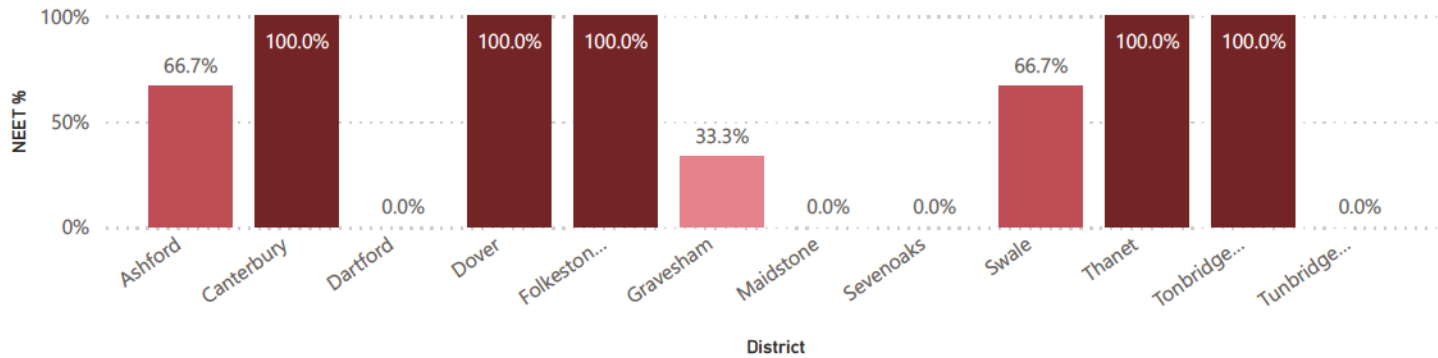
22.7%
Not Known

22 Overall Cohort **14** NEET Cohort **5** Not Known Cohort **19** NEET and Not Known Cohort

NEET Cohort by District



NEET Cohort by District



CYPE - MI Report

Early Help NEET and Not Known Breakdown

- MI Reporting Month**
- August 2021
 - September 2021
 - October 2021
 - November 2021
 - December 2021
 - January 2022
 - February 2022
 - March 2022
 - April 2022
 - May 2022
 - June 2022
 - July 2022
 - August 2022

- Select Academic Age**
- Select all
 - 16
 - 17
- Characteristic**
- Caring For Own Child

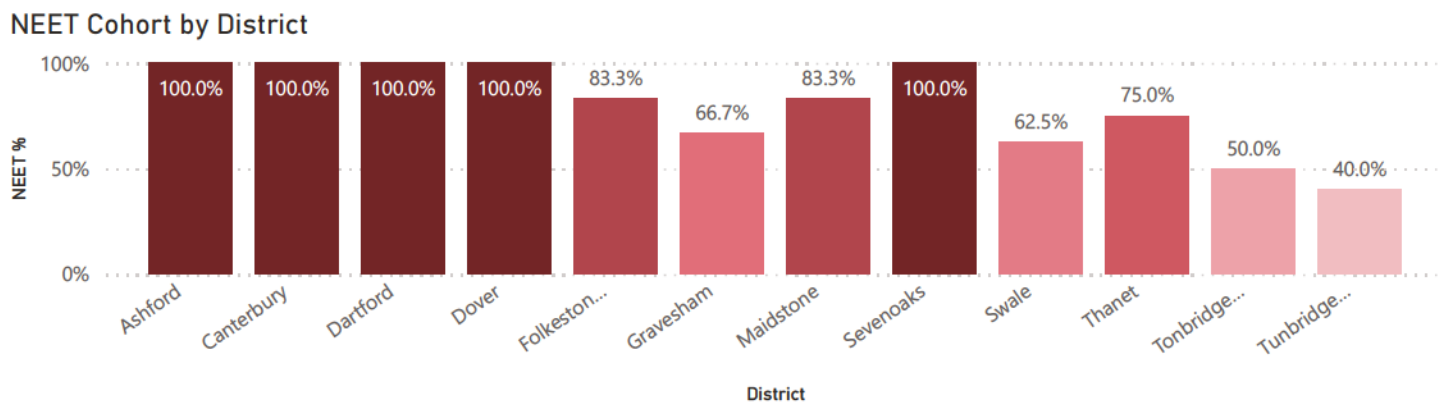
- Select District**
- Select all
 - Ashford
 - Canterbury
 - Dartford
 - Dover
 - Folkestone & Hythe
 - Gravesham
 - Maidstone
 - Sevenoaks
 - Swale
 - Thanet
 - Tonbridge and Malling
 - Tunbridge Wells

79.2%
NEET and Not Known

76.6%
NEET

2.6%
Not Known

77 Overall Cohort **59** NEET Cohort **2** Not Known Cohort **61** NEET and Not Known Cohort



CYPE - MI Report

Early Help NEET and Not Known Breakdown

- MI Reporting Month
- October 2021
 - November 2021
 - December 2021
 - January 2022
 - February 2022
 - March 2022
 - April 2022
 - May 2022
 - June 2022
 - July 2022
 - August 2022

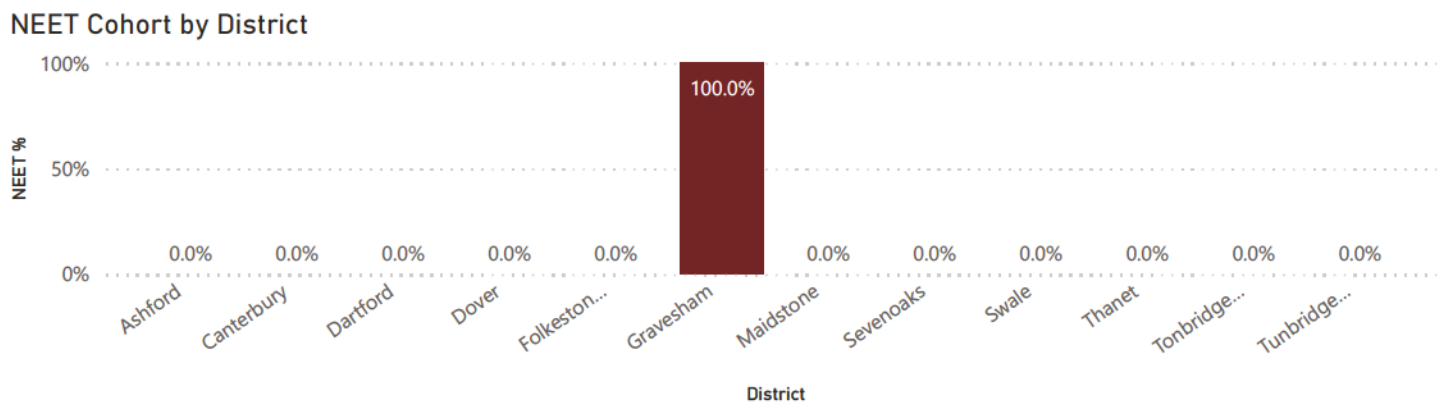
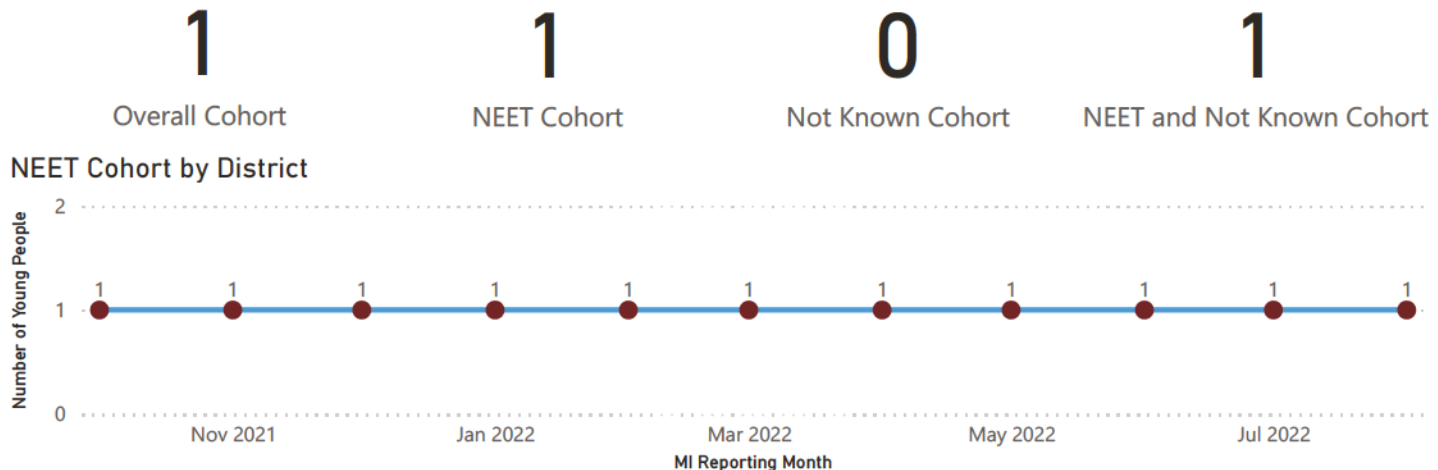
- Select Academic Age
- Select all
 - 16
- Characteristic
- Parent

- Select District
- Select all
 - Gravesham

100.0%
NEET and Not Known

100.0%
NEET

0.0%
Not Known



CYPE - MI Report

Early Help NEET and Not Known Breakdown

- MI Reporting Month**
- August 2021
 - September 2021
 - October 2021
 - November 2021
 - December 2021
 - January 2022
 - February 2022
 - March 2022
 - April 2022
 - May 2022
 - June 2022
 - July 2022
 - August 2022

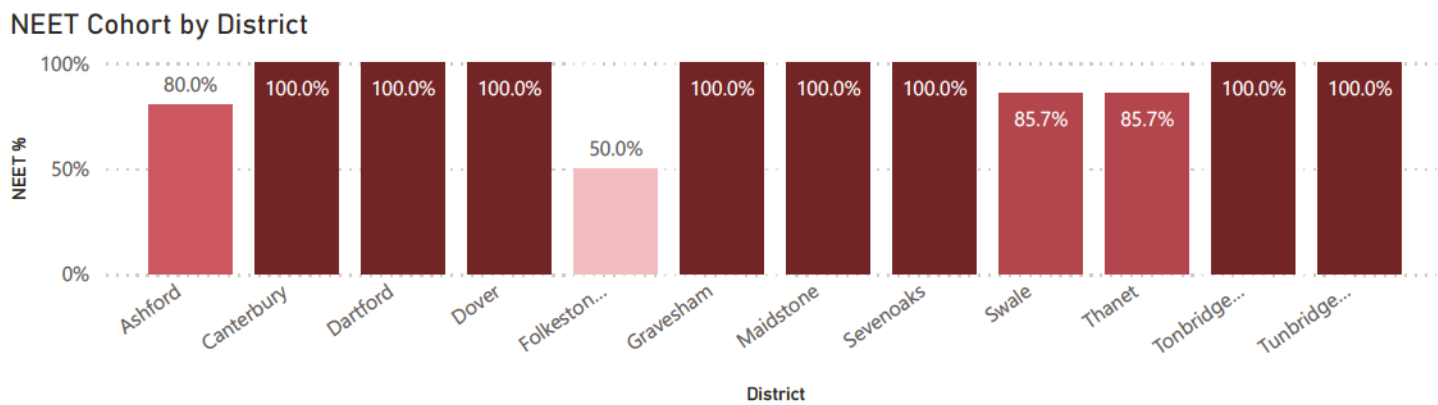
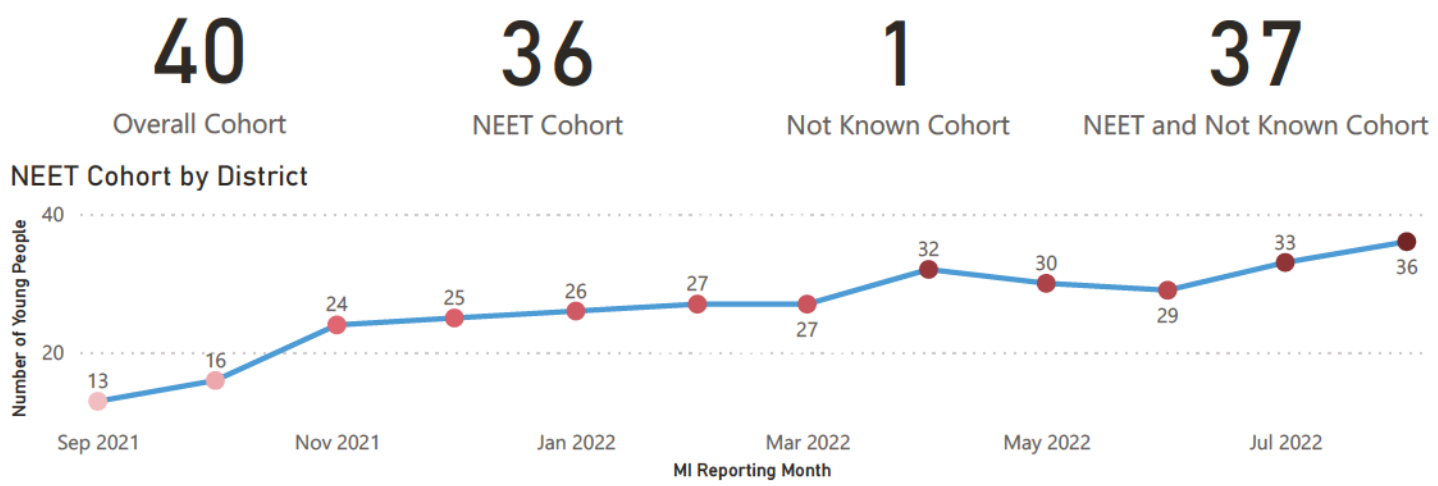
- Select Academic Age**
- Select all
 - 16
 - 17
- Characteristic**
- Pregnancy

- Select District**
- Select all
 - Ashford
 - Canterbury
 - Dartford
 - Dover
 - Folkestone & Hythe
 - Gravesham
 - Maidstone
 - Sevenoaks
 - Swale
 - Thanet
 - Tonbridge and Malling
 - Tunbridge Wells

92.5%
NEET and Not Known

90.0%
NEET

2.5%
Not Known



CYPE - MI Report

Early Help NEET and Not Known Breakdown

- MI Reporting Month**
- August 2021
 - September 2021
 - October 2021
 - November 2021
 - December 2021
 - January 2022
 - February 2022
 - March 2022
 - April 2022
 - May 2022
 - June 2022
 - July 2022
 - August 2022

- Select Academic Age**
- Select all
 - 16
 - 17
- Characteristic**
- Teenage Mother

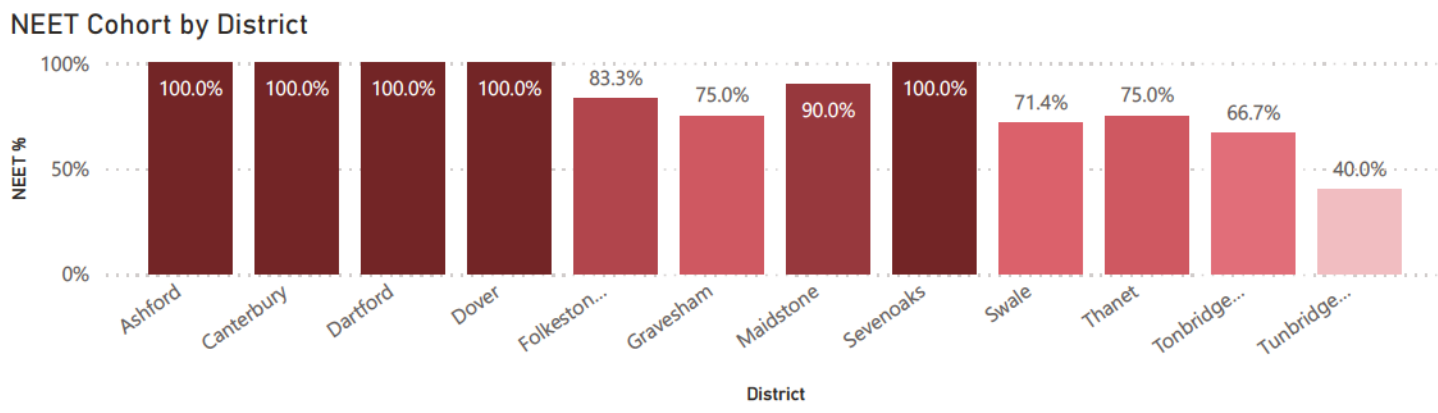
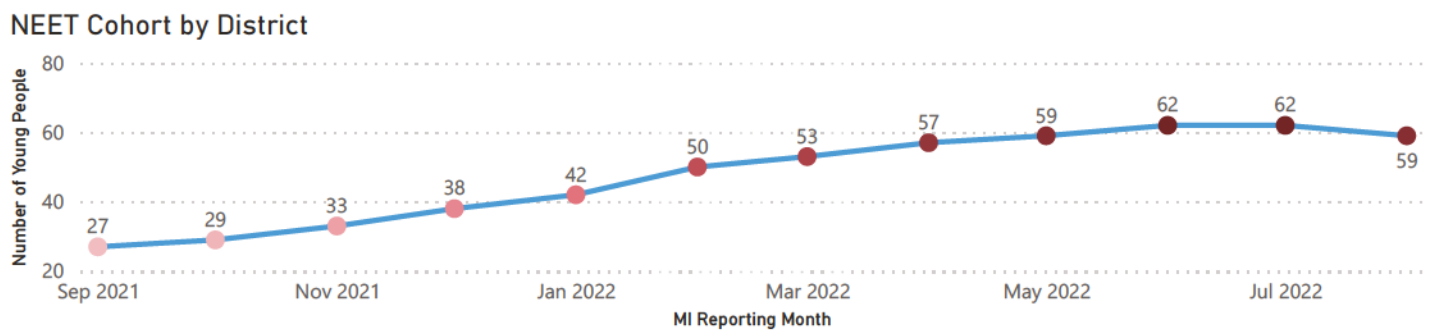
- Select District**
- Select all
 - Ashford
 - Canterbury
 - Dartford
 - Dover
 - Folkestone & Hythe
 - Gravesham
 - Maidstone
 - Sevenoaks
 - Swale
 - Thanet
 - Tonbridge and Malling
 - Tunbridge Wells

83.6%
NEET and Not Known

80.8%
NEET

2.7%
Not Known

73 Overall Cohort **59** NEET Cohort **2** Not Known Cohort **61** NEET and Not Known Cohort



CYPE - MI Report

Statistical Neighbours - July 2022

The distance between any two local authorities is defined as the weighted Euclidean distance between the authorities using each of the background variables identified below as "Closeness".

"Closeness"	LA Name	Academic Age 16-17 (Y12-Y13) NEET %	Y12 NEET%	Y13 NEET%	Academic Age 16-17 (Y12-Y13) NK %	Y12 NK%	Y13 NK%	Academic Age 16-17 (Y12-13) In Learning %	Y12 In Learning %	Y13 In Learning %
1	Kent	3.2%	2.8%	3.5%	2.8%	0.9%	4.6%	90.8%	94.1%	87.4%
2	England	2.9%	2.5%	3.3%	2.3%	1.3%	3.4%	91.9%	94.4%	89.4%
3	South East England	2.5%	2.2%	2.9%	3.1%	1.8%	4.4%	91.4%	94.0%	88.7%
4	Essex	3.2%	2.7%	3.6%	1.6%	1.0%	2.1%	90.6%	93.6%	87.6%
5	East Sussex	4.4%	4.0%	4.8%	2.8%	1.7%	3.9%	86.9%	90.1%	83.7%
6	Swindon	1.7%	1.0%	2.5%	3.9%	3.0%	4.9%	91.3%	94.3%	88.1%
7	Worcestershire	3.6%	3.3%	3.8%	1.1%	0.6%	1.6%	91.6%	93.6%	89.6%
8	West Northamptonshire	1.9%	2.1%	1.8%	0.6%	0.3%	0.9%	94.9%	96.3%	93.5%
9	Lancashire	3.0%	2.2%	3.8%	2.4%	1.6%	3.3%	92.8%	95.3%	90.2%
10	Nottinghamshire	3.0%	2.1%	3.8%	4.1%	1.5%	6.5%	92.6%	96.3%	89.1%
11	Warwickshire	1.5%	1.4%	1.7%	1.8%	0.9%	2.7%	94.4%	96.0%	92.7%

CYPE- MI Report

September Guarantee

MI Reporting Month

- June 2020
- July 2020
- August 2020
- September 2020
- June 2021
- July 2021

Offer Group

- No Offer Made
- Not Recorded
- Offer Made
- Offer Not Appropriate
- Unable to Contact

Guarantee Year Group

- 11
- 12

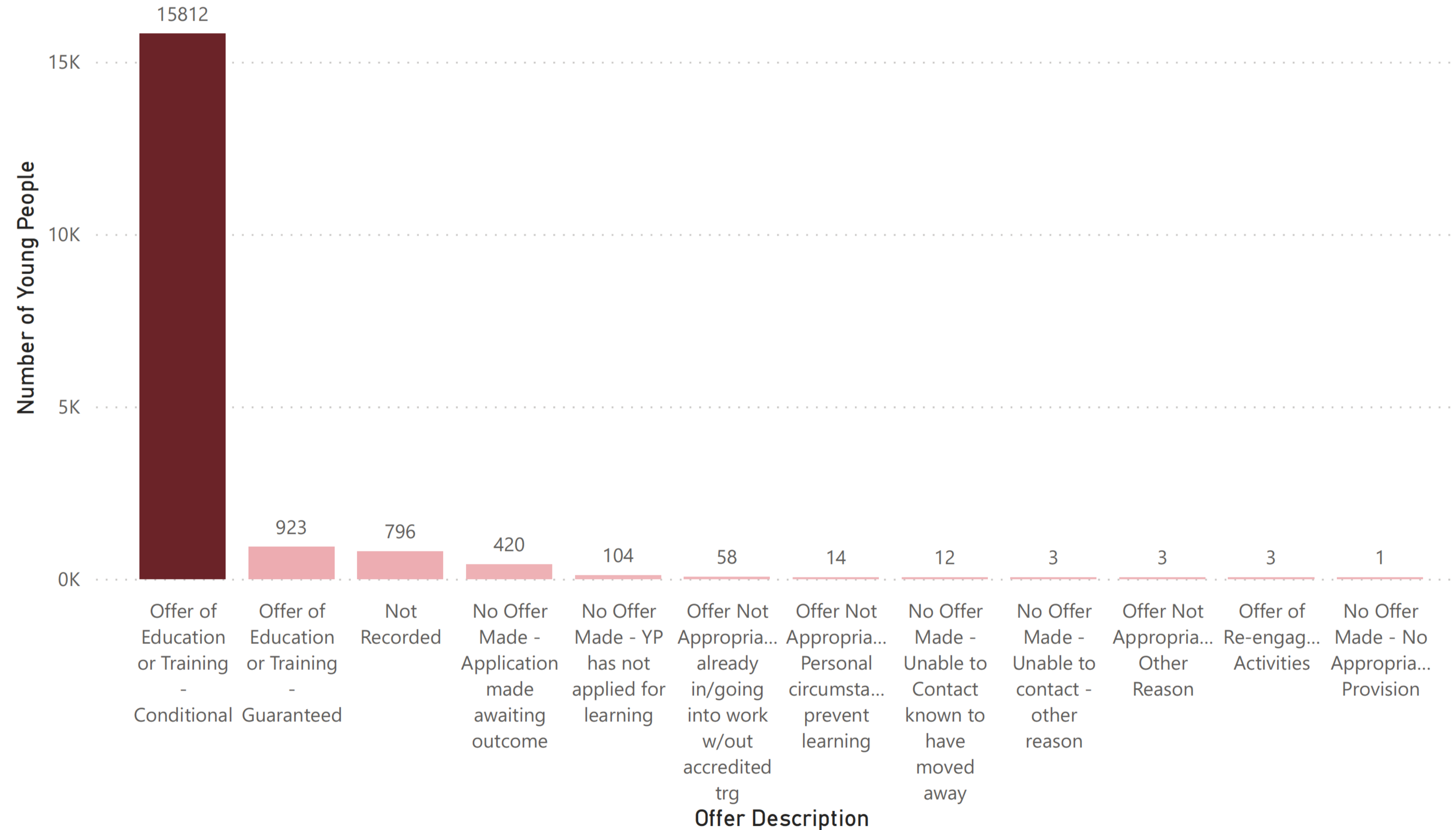
18,149

Number of Young People

District

- Ashford
- Canterbury
- Dartford
- Dover
- Folkestone and Hythe
- Gravesham
- Maidstone
- Sevenoaks
- Swale
- Thanet
- Tonbridge and Malling
- Tunbridge Wells

Number of Young People by Offer Description



CYPE - MI Report

September Guarantee

MI Reporting Month

- June 2020
- July 2020
- August 2020
- September 2020
- June 2021
- July 2021

Guarantee Year Group

- 11
- 12

District

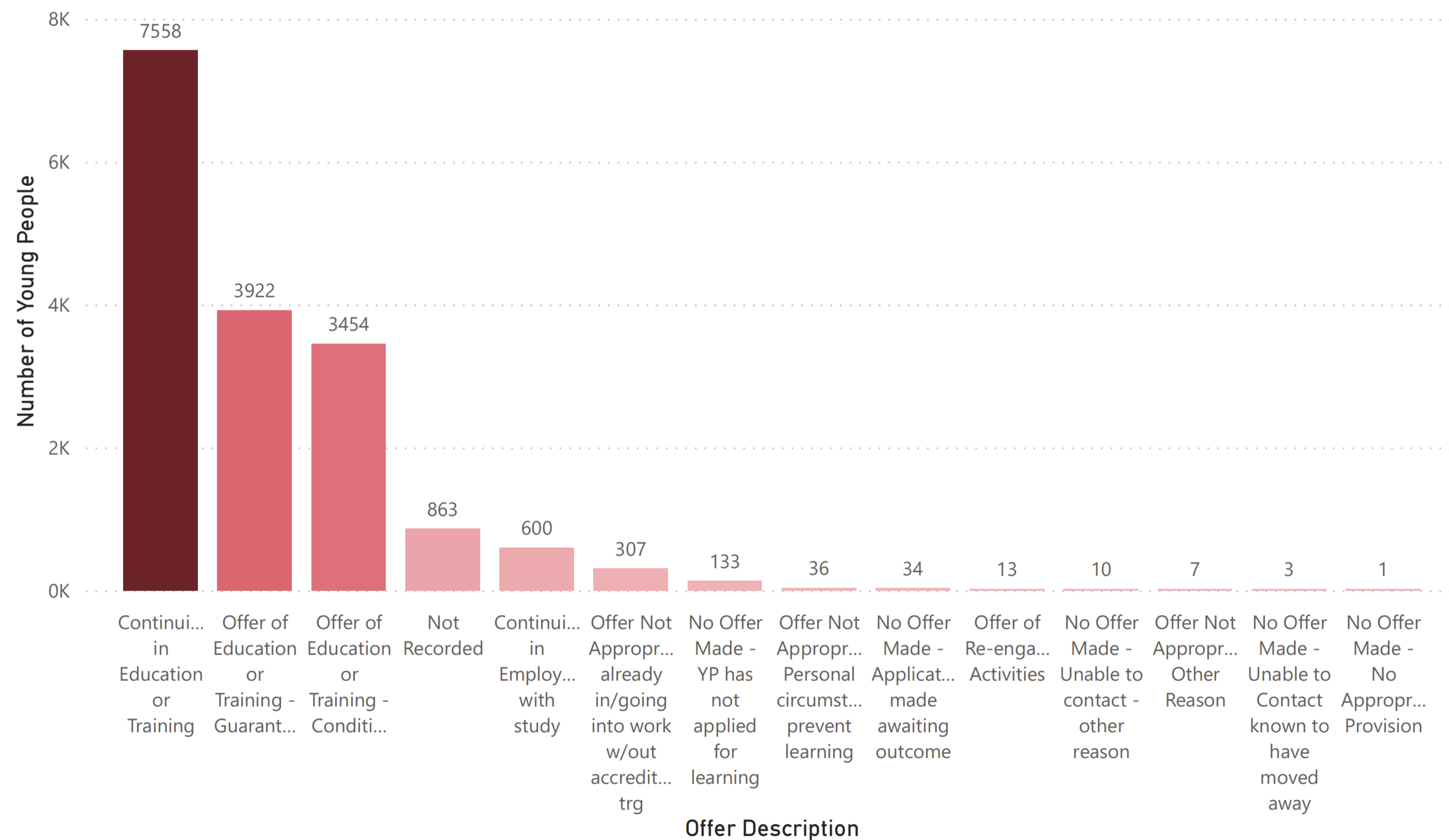
- Ashford
- Canterbury
- Dartford
- Dover
- Folkestone and Hythe
- Gravesham
- Maidstone
- Sevenoaks
- Swale
- Thanet
- Tonbridge and Malling
- Tunbridge Wells

Offer Group

- Continuing Year 12 Only
- No Offer Made
- Not Recorded
- Offer Made
- Offer Not Appropriate
- Unable to Contact

16,941
Number of Young People

Number of Young People by Offer Description



CYPE - MI Report

NEET Joiners

MI Reporting Month ▼

- August 2021
- September 2021
- October 2021
- November 2021
- December 2021
- January 2022
- February 2022
- March 2022
- April 2022
- May 2022
- June 2022
- July 2022
- August 2022

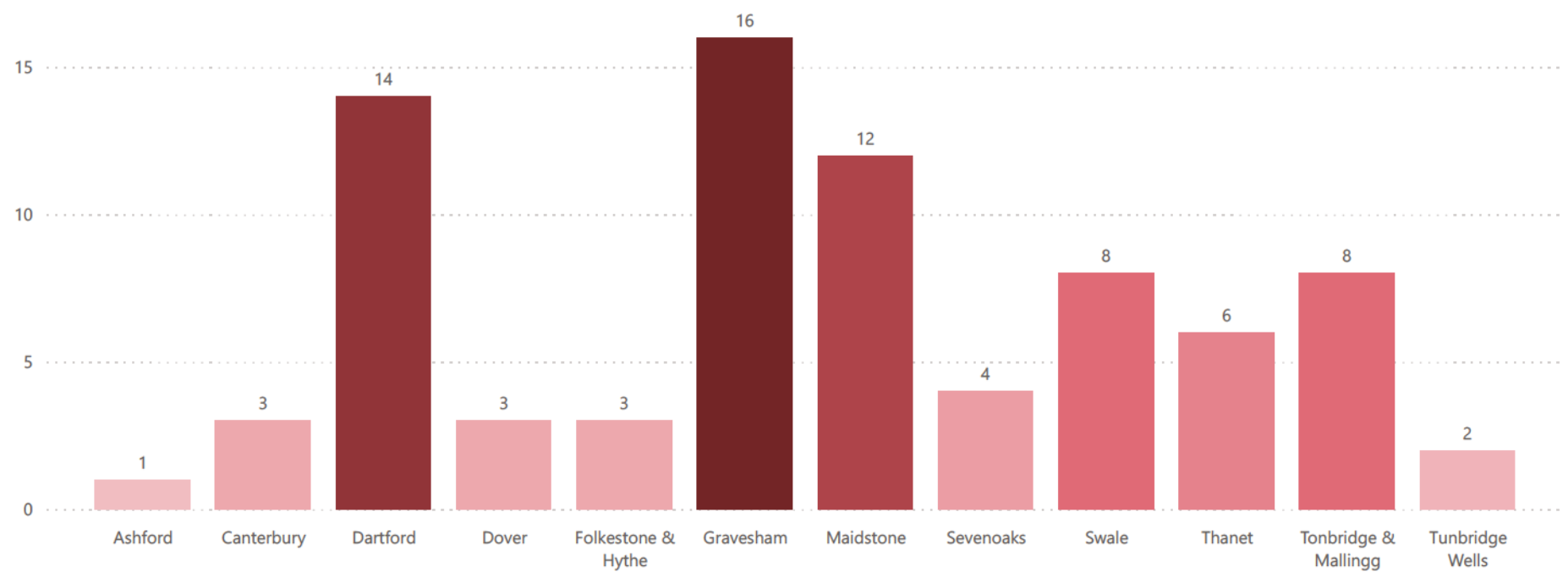
Select Academic A... ▼

- Select all
- 16
- 17

80

Number of NEET Joiners in Period

Number of NEET Joiners by District



CYPE - MI Report

NEET Leavers

MI Reporting Month ▼

- August 2021
- September 2021
- October 2021
- November 2021
- December 2021
- January 2022
- February 2022
- March 2022
- April 2022
- May 2022
- June 2022
- July 2022
- August 2022

Select Academic A... ▼

- Select all
- 16
- 17

152

Number of NEET Leavers in Period

Number of NEET Leavers by District

