

Children, Young People and Education

Young People Not in Education, Employment or Training (NEET) Report

August 2021

Produced by Management Information & Intelligence, Core+

CYPE Management Information & Intelligence, KCC
Source: Core+ CCIS
Any queries please contact MICorePlus@kent.gov.uk
Extraction Date: 01 September 2021



CYPE - MI Report

Headlines and Commentary

Select Academic Age

- Select all
- 16
- 17

District

- Select all
- Ashford
- Canterbury
- Dartford
- Dover
- Folkestone & Hythe
- Gravesham
- Maidstone
- Sevenoaks
- Swale
- Thanet
- Tonbridge and Malling
- Tunbridge Wells

MI Reporting Month	NEET %	NEET % Same Point Last Year	Participation %	Participation % Same Point Last Year	Not Known %	Not Known % Same Point Last Year	NEET and Not Known %	NEET and Not Known % Same Point Last Year
June 2021	3.6%	3.7%	90.2	90.0	3.1%	2.8%	6.6%	6.5%
July 2021	3.5%	3.7%	89.8	89.6	3.8%	3.5%	7.2%	7.2%
August 2021	3.5%	3.9%	89.2	88.8	4.3%	4.4%	7.8%	8.3%

Management Information are committed and focused on fulfilling our obligation to Kent's young people during these difficult times. We will continue to provide all necessary analysis to help Managers and Key Workers achieve this goal.

The NEET population is currently at 3.5% compared to 3.9% at the same time last year, and our Not Knowns are at 4.3%, compared to 4.4% at the same time last year. The Participation rate is 89.2%, compared to 88.8% the same point last year.

District performance for NEET varies from 2.5% in Tunbridge Wells to 4.6% in Thanet. District performance for Not Knowns varies from 2.7% in Tunbridge Wells to 5.3% in Swale.

The Local Authority has a statutory duty to collect data from all education establishments regarding offers they have made to 16 and 17 year olds from September. It is an important part of our planning and transition support offer. Enabling us to identify those at at-risk of NEET, gaps in local provision and to work alongside you in supporting our most vulnerable young people.

80.1% of the September Guarantee cohort have received a positive SG offer*, compared to 80.8% this time last year.

*A positive SG offer includes: -Guaranteed Offer -Conditional Offer -Continuing in Education (Y12) -Continuing in Employment (Y12)

CYPE - MI Report

County NEET and Not Known Breakdown

MI Reporting Month

- November 2020
- December 2020
- January 2021
- February 2021
- March 2021
- April 2021
- May 2021
- June 2021
- July 2021
- August 2021
- September 2021
- October 2021
- November 2021

Select Academic Age

- Select all
- 16
- 17

33,541

Overall Cohort

3.5%

NEET

1,174

NEET Cohort

4.3%

Not Known

1,444

Not Known Cohort

7.8%

NEET and Not Known

2,618

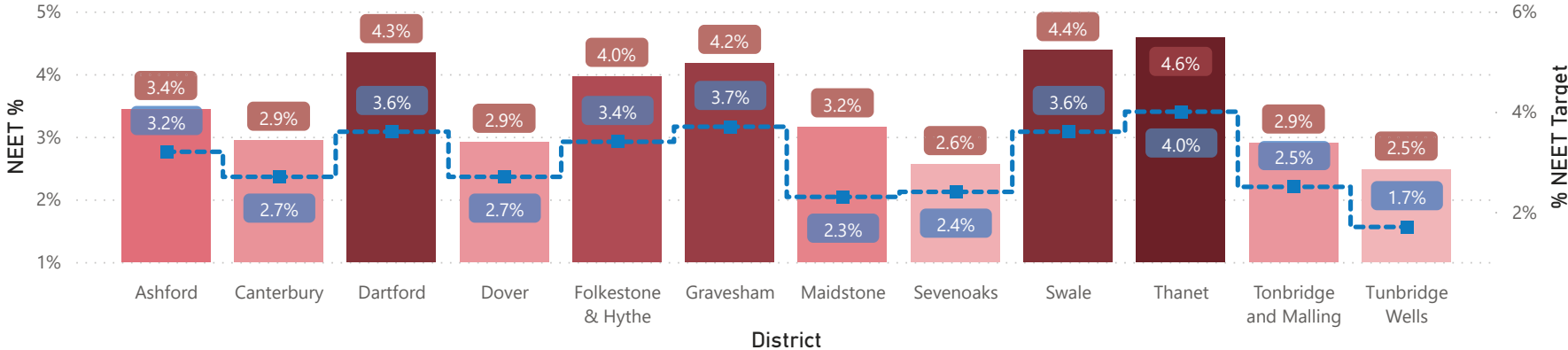
NEET and Not Known Cohort

Select District

- Select all
- Ashford
- Canterbury
- Dartford
- Dover
- Folkestone & Hythe
- Gravesham
- Maidstone
- Sevenoaks
- Swale
- Thanet
- Tonbridge and Malling
- Tunbridge Wells

NEET Cohort by District

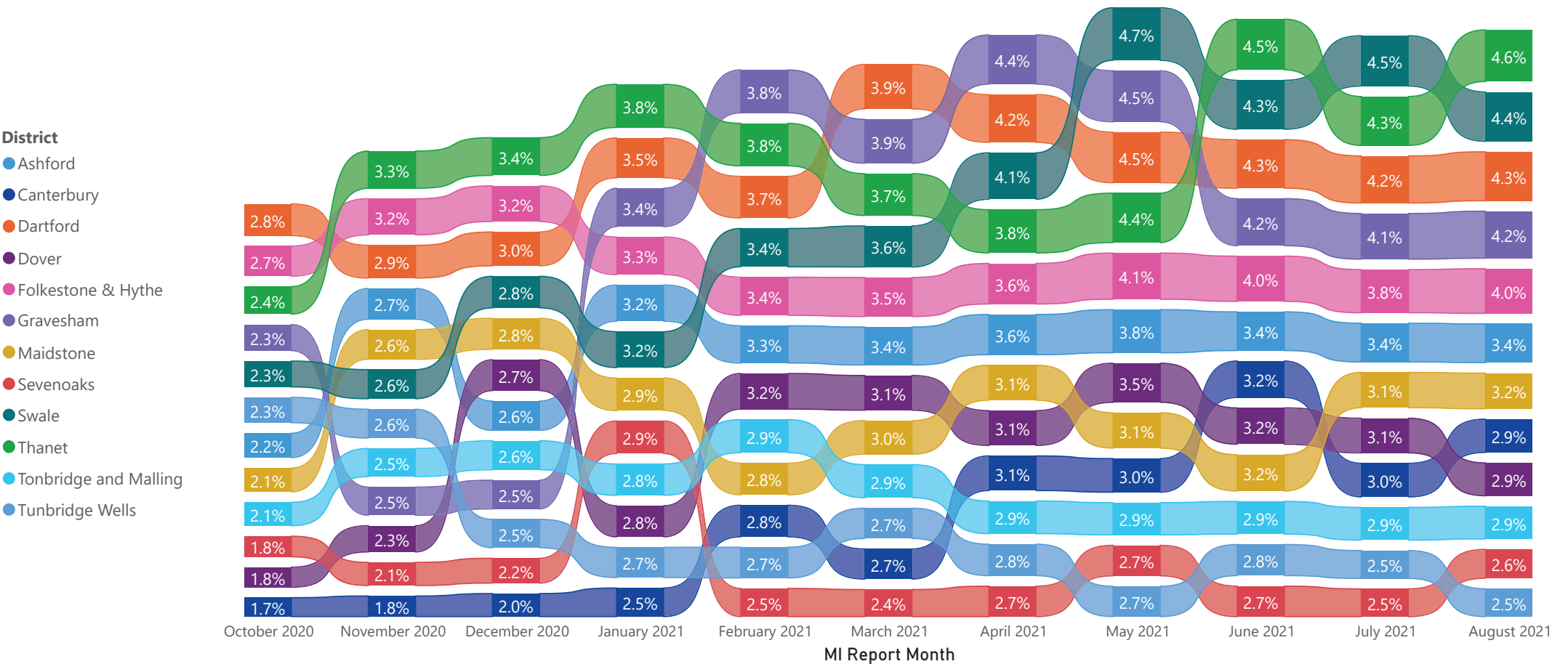
● NEET % - - - % NEET Target



CYPE - MI Report

District NEET Trends

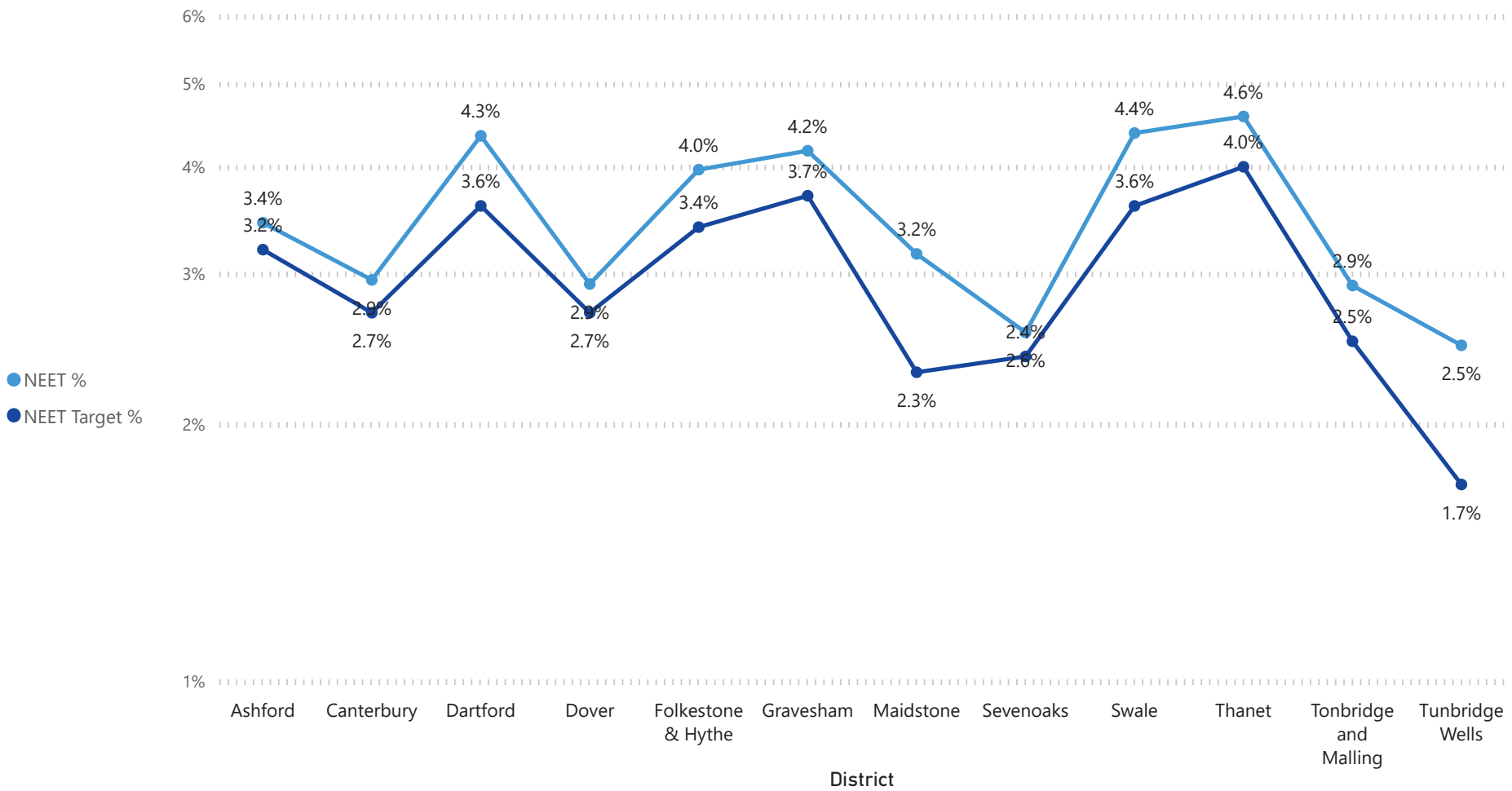
NEET Cohort by District



CYPE - MI Report

Current Month Target Comparison

- MI Reporting Month
- November 2020
 - December 2020
 - January 2021
 - February 2021
 - March 2021
 - April 2021
 - May 2021
 - June 2021
 - July 2021
 - August 2021
 - September 2021
 - October 2021
 - November 2021



CYPE - MI Report

SEND NEET and Not Known Breakdown

- MI Reporting Month**
- November 2020
 - December 2020
 - January 2021
 - February 2021
 - March 2021
 - April 2021
 - May 2021
 - June 2021
 - July 2021
 - August 2021
 - September 2021
 - October 2021
 - November 2021

- Select Academic Age**
- Select all
 - 16
 - 17

- Characteristic**
- SEN Support

- Select District**
- Select all
 - Ashford
 - Canterbury
 - Dartford
 - Dover
 - Folkestone & Hythe
 - Gravesham
 - Maidstone
 - Sevenoaks
 - Swale
 - Thanet
 - Tonbridge and Malling
 - Tunbridge Wells

2,678

Overall Cohort

157

NEET Cohort

85

Not Known Cohort

242

NEET and Not Known Cohort

9.0%

NEET and Not Known %

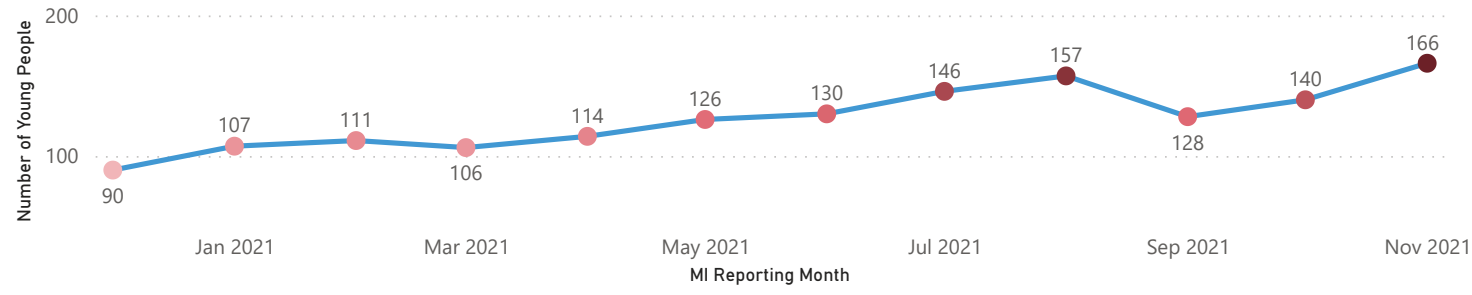
5.9%

NEET %

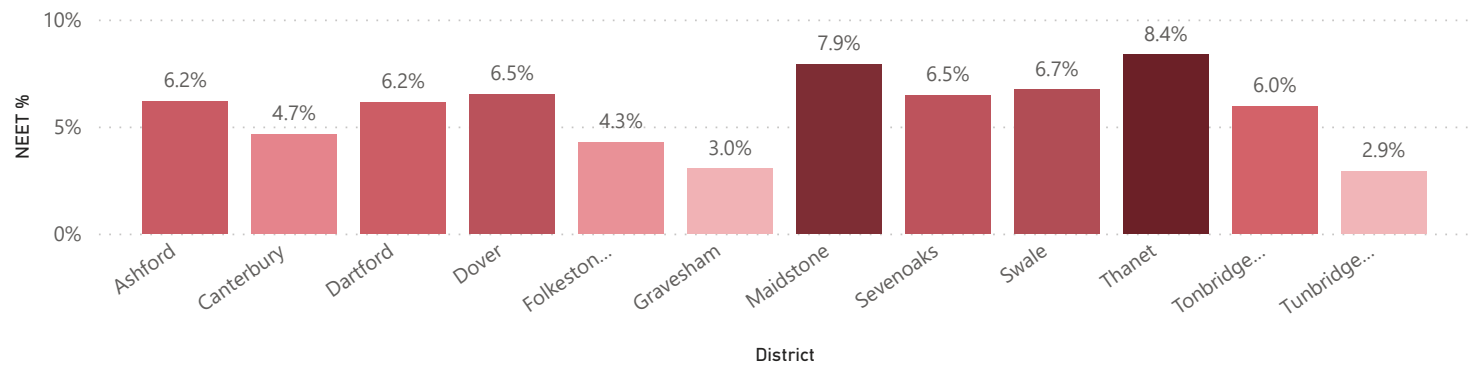
3.2%

Not Known %

NEET Cohort by District



NEET Cohort by District



CYPE - MI Report

SEND NEET and Not Known Breakdown

- MI Reporting Month**
- November 2020
 - December 2020
 - January 2021
 - February 2021
 - March 2021
 - April 2021
 - May 2021
 - June 2021
 - July 2021
 - August 2021
 - September 2021
 - October 2021
 - November 2021

- Select Academic Age**
- Select all
 - 16
 - 17

- Characteristic**
- SEND (EHCP)

- Select District**
- Select all
 - Ashford
 - Canterbury
 - Dartford
 - Dover
 - Folkestone & Hythe
 - Gravesham
 - Maidstone
 - Sevenoaks
 - Swale
 - Thanet
 - Tonbridge and Malling
 - Tunbridge Wells

12.2%
NEET and Not Known %

8.0%
NEET %

4.2%
Not Known %

1,682

Overall Cohort

134

NEET Cohort

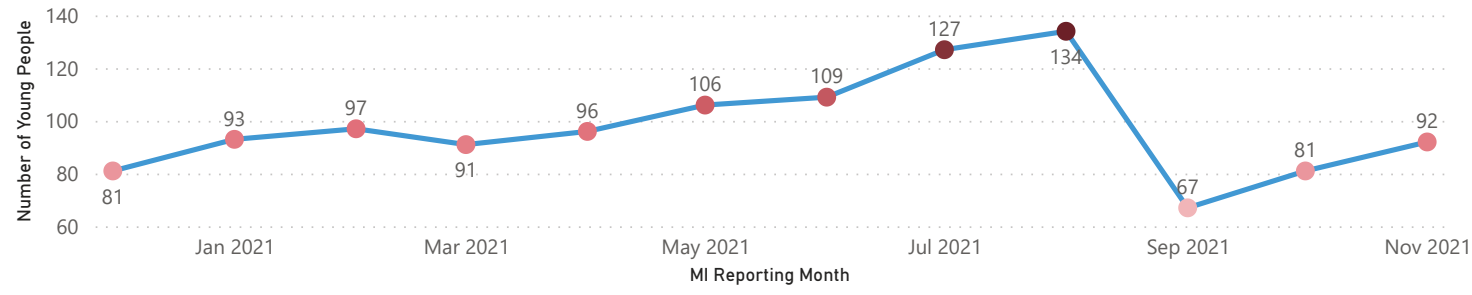
71

Not Known Cohort

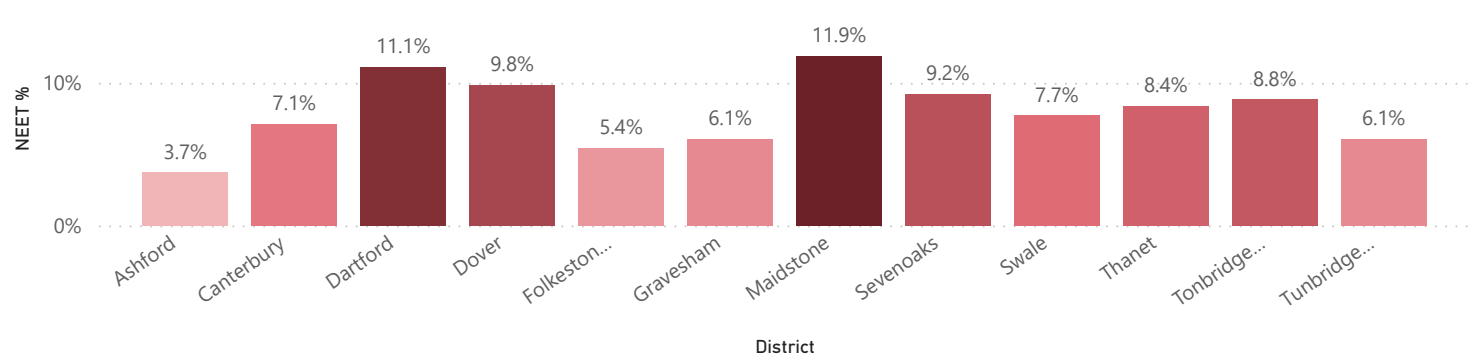
205

NEET and Not Known Cohort

NEET Cohort by District



NEET Cohort by District



CYPE - MI Report

Youth Offending Team NEET and Not Known Breakdown

- MI Reporting Month**
- November 2020
 - December 2020
 - January 2021
 - February 2021
 - March 2021
 - April 2021
 - May 2021
 - June 2021
 - July 2021
 - August 2021
 - September 2021
 - October 2021
 - November 2021

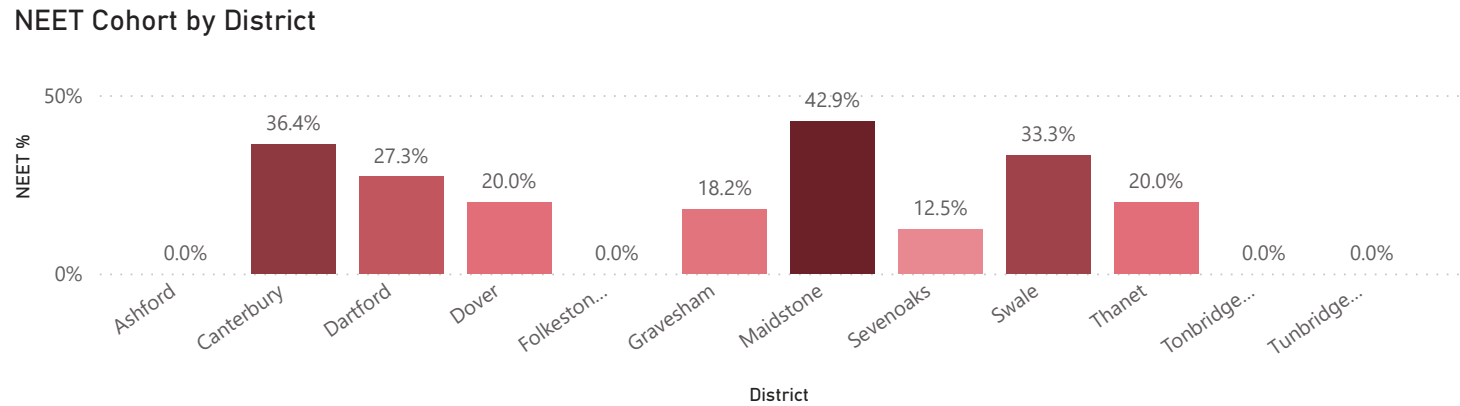
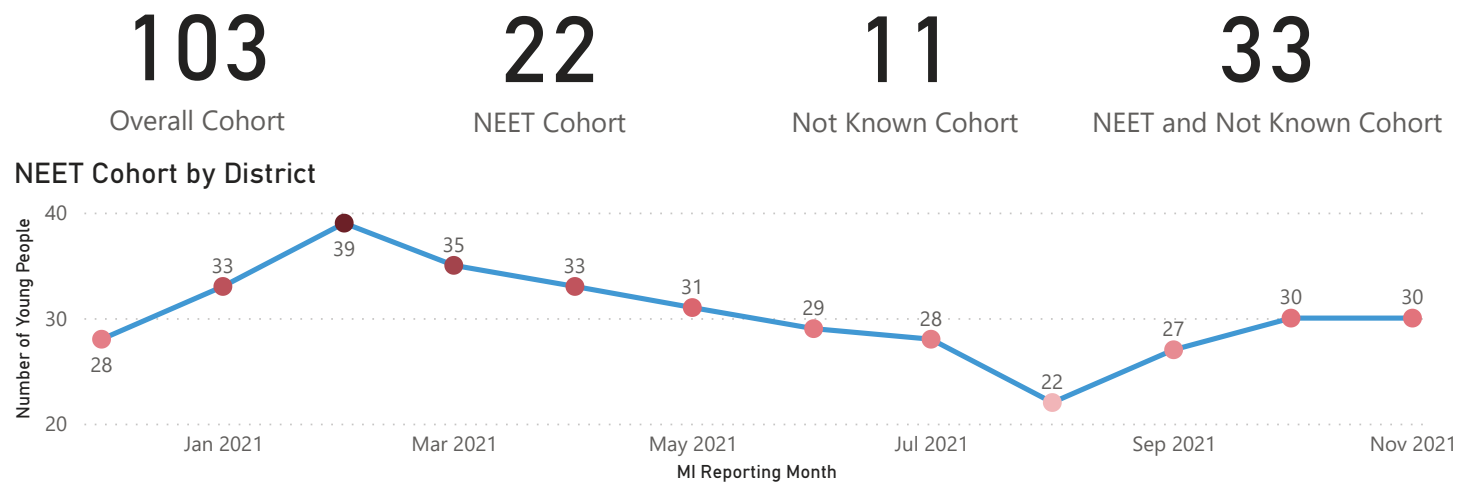
- Select Academic Age**
- Select all
 - 16
 - 17
- Characteristic**
- Supervised By Yots

- Select District**
- Select all
 - Ashford
 - Canterbury
 - Dartford
 - Dover
 - Folkestone & Hythe
 - Gravesham
 - Maidstone
 - Sevenoaks
 - Swale
 - Thanet
 - Tonbridge and Malling
 - Tunbridge Wells

32.0%
NEET and Not Known %

21.4%
NEET %

10.7%
Not Known %



103 Overall Cohort

22 NEET Cohort

11 Not Known Cohort

33 NEET and Not Known Cohort

CYPE - MI Report

Children's Social Work Services NEET and Not Known Breakdown

- MI Reporting Month**
- November 2020
 - December 2020
 - January 2021
 - February 2021
 - March 2021
 - April 2021
 - May 2021
 - June 2021
 - July 2021
 - August 2021
 - September 2021
 - October 2021
 - November 2021

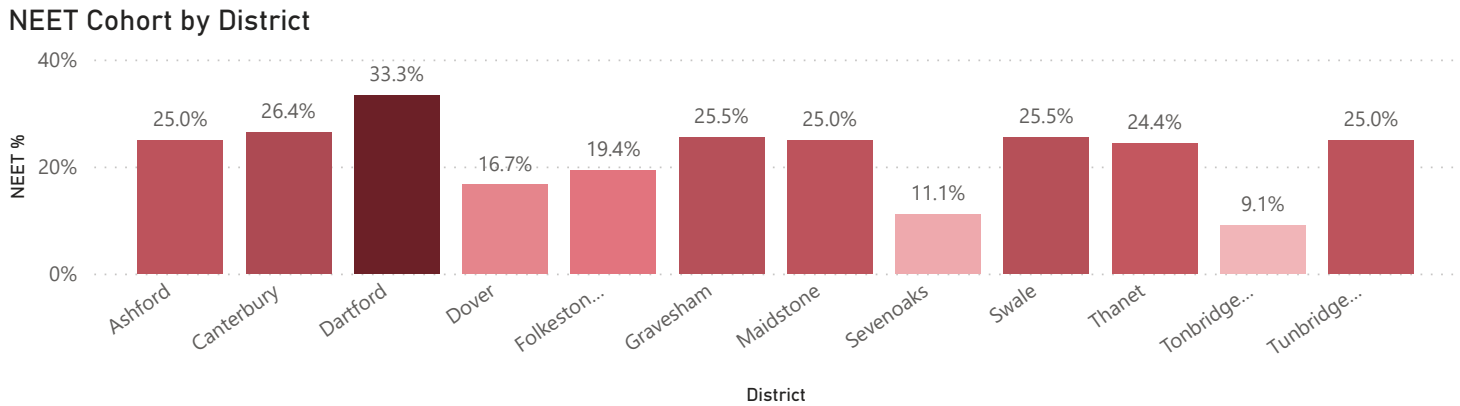
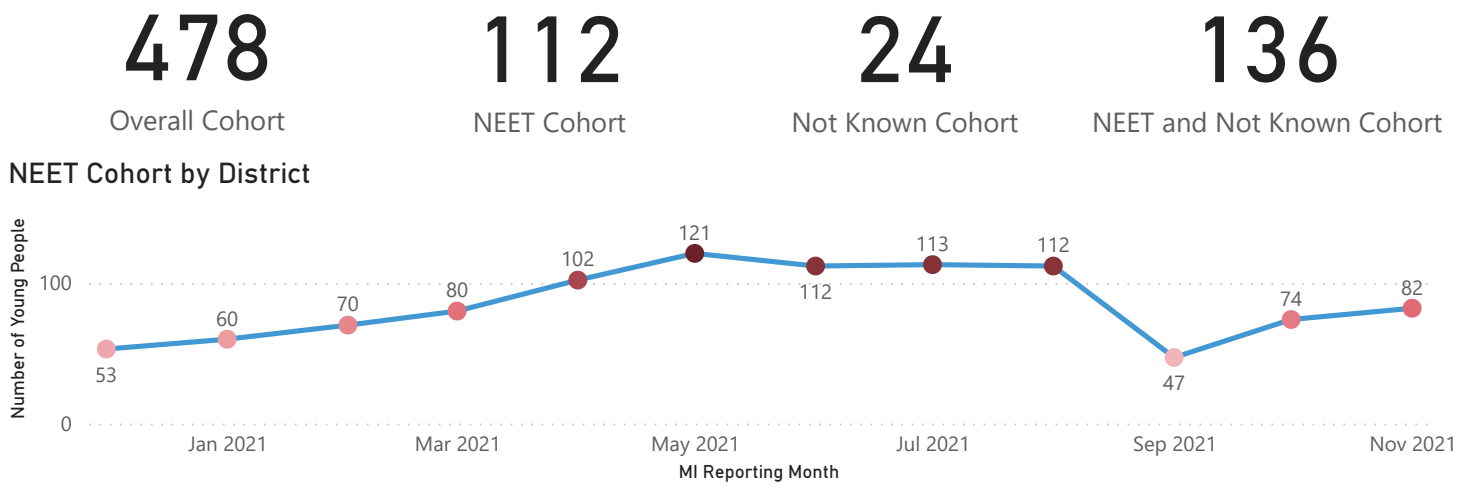
- Select District**
- Select all
 - Ashford
 - Canterbury
 - Dartford
 - Dover
 - Folkestone & Hythe
 - Gravesham
 - Maidstone
 - Sevenoaks
 - Swale
 - Thanet
 - Tonbridge and Malling
 - Tunbridge Wells

- Select Academic Age**
- Select all
 - 16
 - 17
- Characteristic**
- Looked After

28.5%
NEET and Not Known %

23.4%
NEET %

5.0%
Not Known %



CYPE - MI Report

Children's Social Work Services NEET and Not Known Breakdown

- MI Reporting Month**
- November 2020
 - December 2020
 - January 2021
 - February 2021
 - March 2021
 - April 2021
 - May 2021
 - June 2021
 - July 2021
 - August 2021
 - September 2021
 - October 2021
 - November 2021

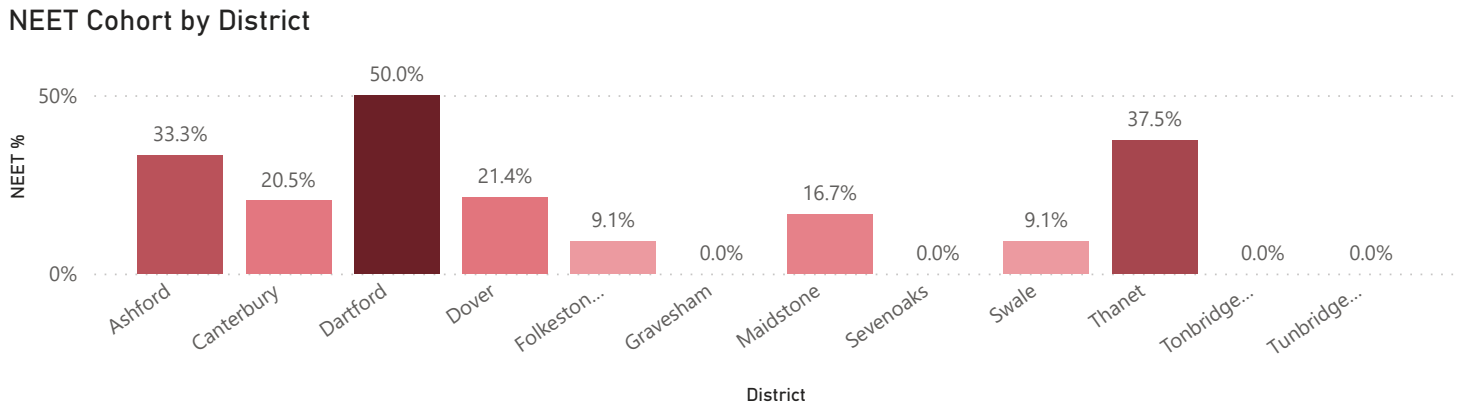
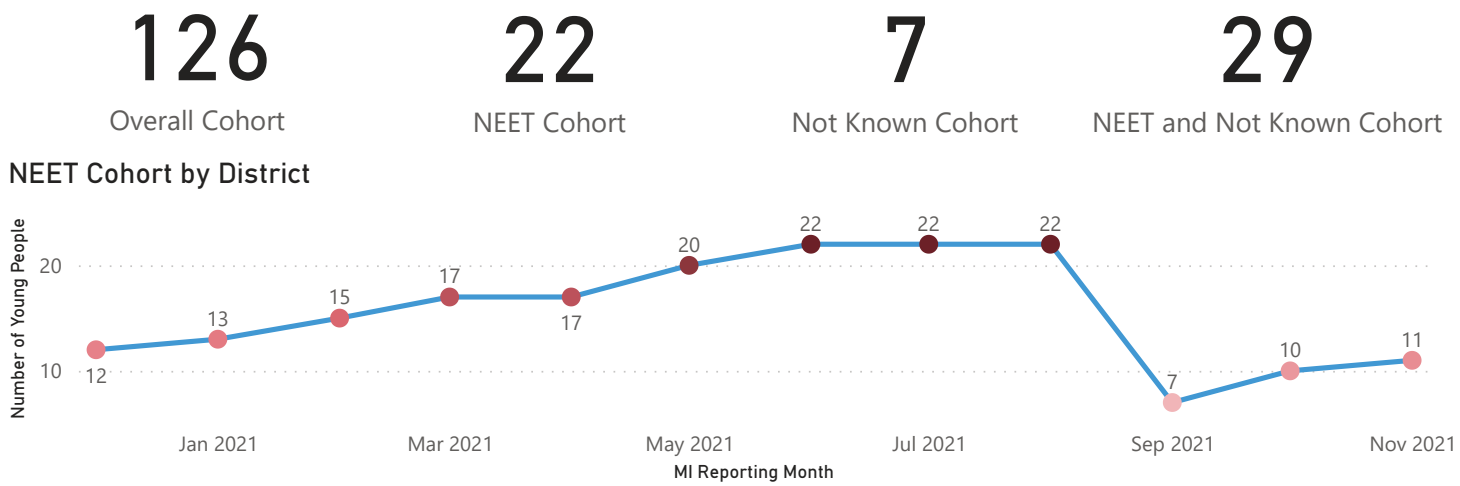
- Select Academic Age**
- Select all
 - 16
 - 17
- Characteristic**
- Refugee

- Select District**
- Select all
 - Ashford
 - Canterbury
 - Dartford
 - Dover
 - Folkestone & Hythe
 - Gravesham
 - Maidstone
 - Swale
 - Thanet
 - Tonbridge and Malling
 - Tunbridge Wells

23.0%
NEET and Not Known %

17.5%
NEET %

5.6%
Not Known %



126 Overall Cohort

22 NEET Cohort

7 Not Known Cohort

29 NEET and Not Known Cohort

CYPE - MI Report

Early Help NEET and Not Known Breakdown

- MI Reporting Month**
- November 2020
 - December 2020
 - January 2021
 - February 2021
 - March 2021
 - April 2021
 - May 2021
 - June 2021
 - July 2021
 - August 2021
 - September 2021
 - October 2021
 - November 2021

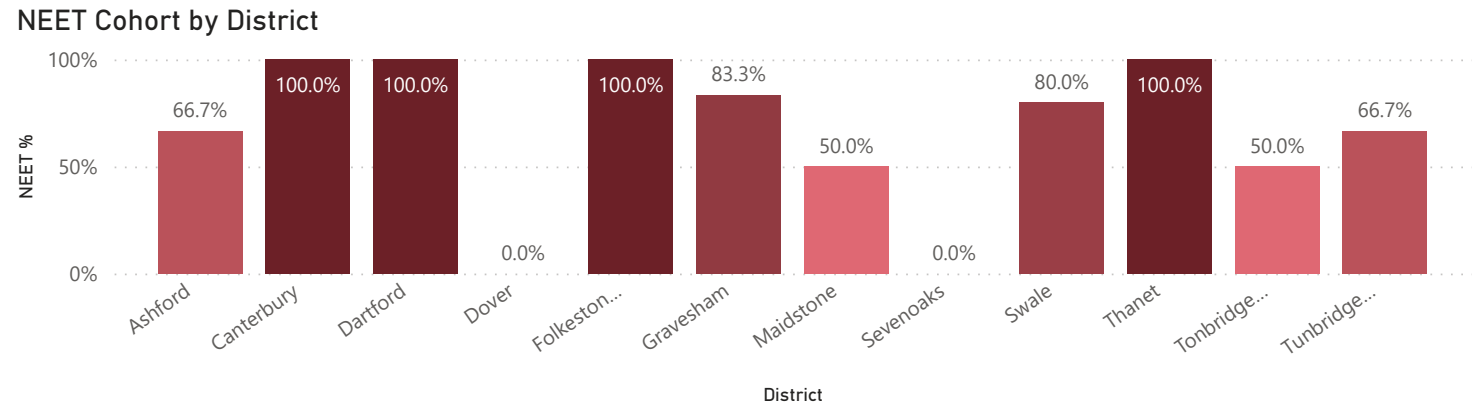
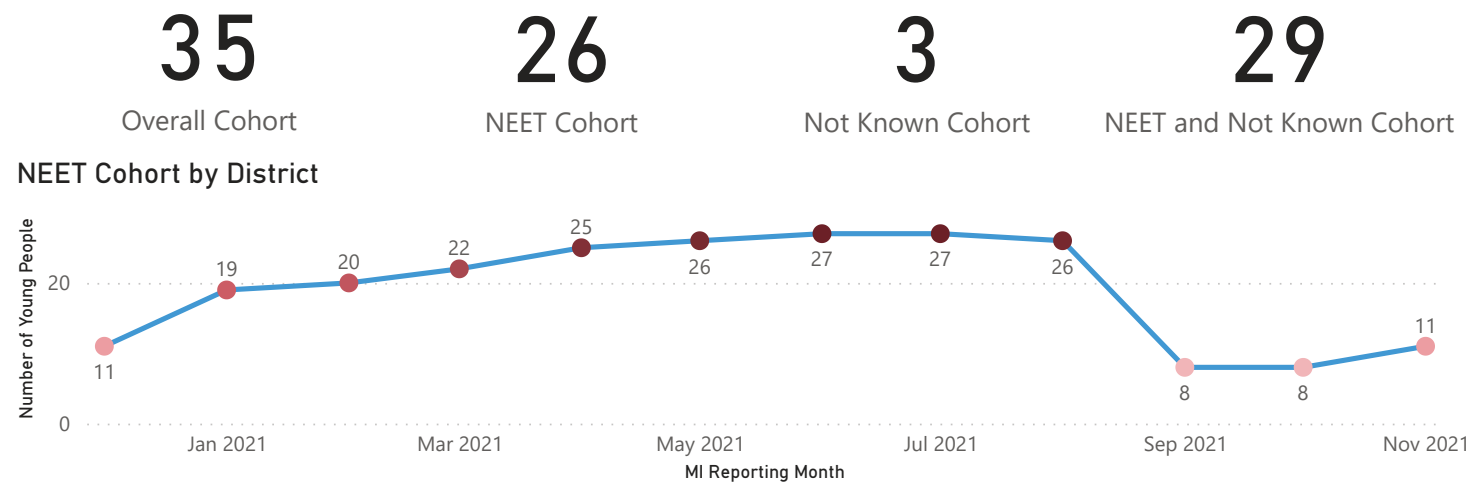
- Select Academic Age**
- Select all
 - 16
 - 17
- Characteristic**
- Carer Not Own Child

- Select District**
- Select all
 - Ashford
 - Canterbury
 - Dartford
 - Dover
 - Folkestone & Hythe
 - Gravesham
 - Maidstone
 - Sevenoaks
 - Swale
 - Thanet
 - Tonbridge and Malling
 - Tunbridge Wells

82.9%
NEET and Not Known

74.3%
NEET

8.6%
Not Known



35 Overall Cohort

26 NEET Cohort

3 Not Known Cohort

29 NEET and Not Known Cohort

CYPE - MI Report

Early Help NEET and Not Known Breakdown

- MI Reporting Month**
- November 2020
 - December 2020
 - January 2021
 - February 2021
 - March 2021
 - April 2021
 - May 2021
 - June 2021
 - July 2021
 - August 2021
 - September 2021
 - October 2021
 - November 2021

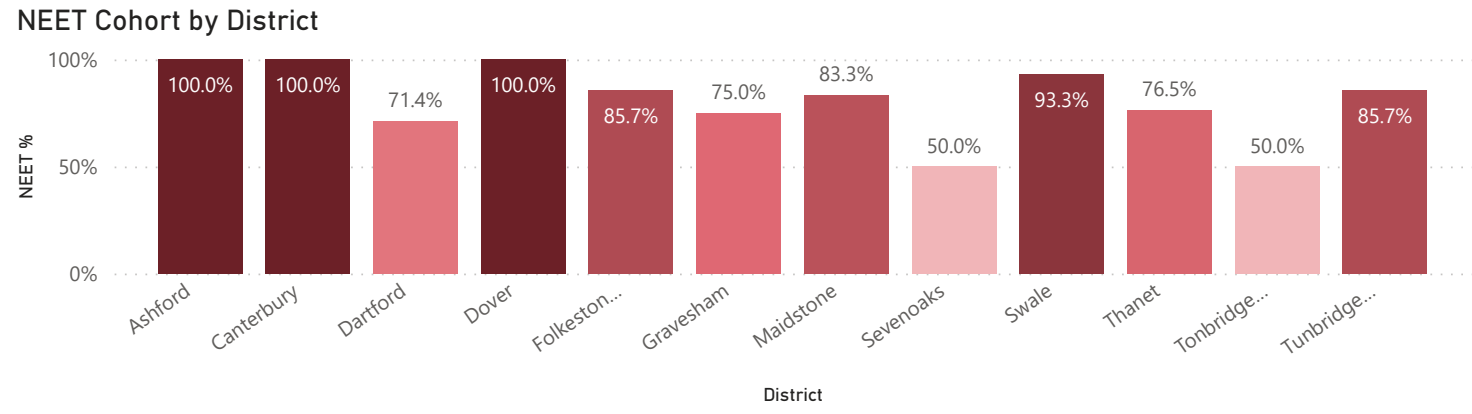
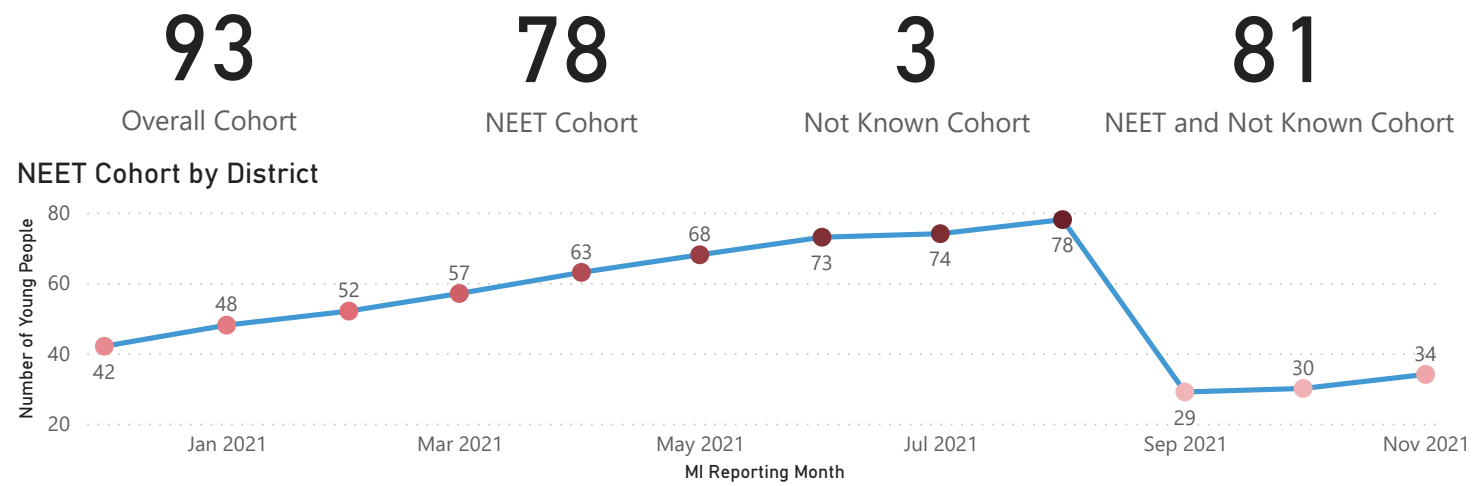
- Select Academic Age**
- Select all
 - 16
 - 17
- Characteristic**
- Caring For Own Child

- Select District**
- Select all
 - Ashford
 - Canterbury
 - Dartford
 - Dover
 - Folkestone & Hythe
 - Gravesham
 - Maidstone
 - Sevenoaks
 - Swale
 - Thanet
 - Tonbridge and Malling
 - Tunbridge Wells

87.1%
NEET and Not Known

83.9%
NEET

3.2%
Not Known



CYPE - MI Report

Early Help NEET and Not Known Breakdown

- MI Reporting Month**
- November 2020
 - December 2020
 - January 2021
 - February 2021
 - March 2021
 - April 2021
 - May 2021
 - June 2021
 - July 2021
 - August 2021
 - September 2021
 - October 2021
 - November 2021

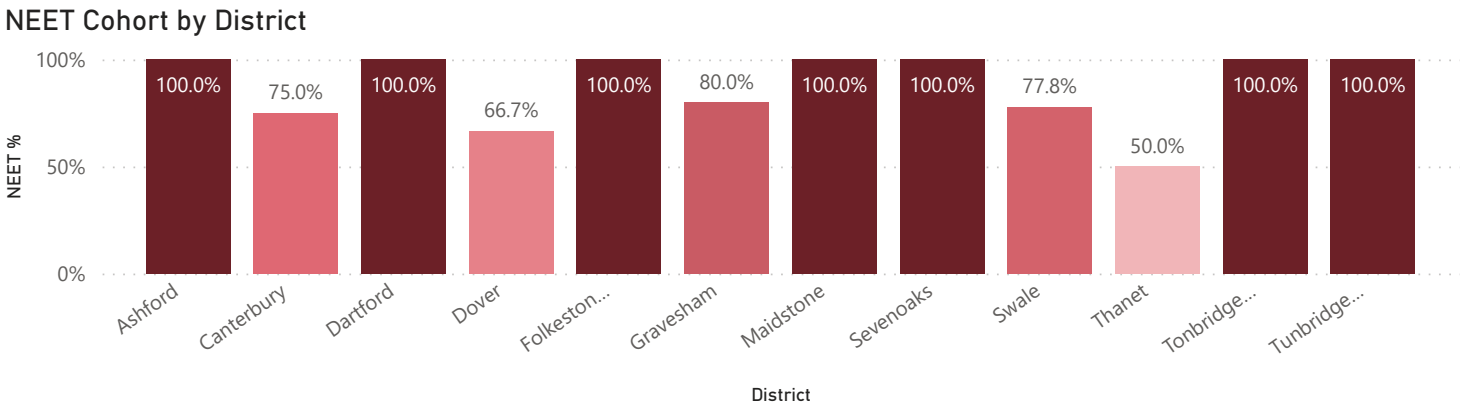
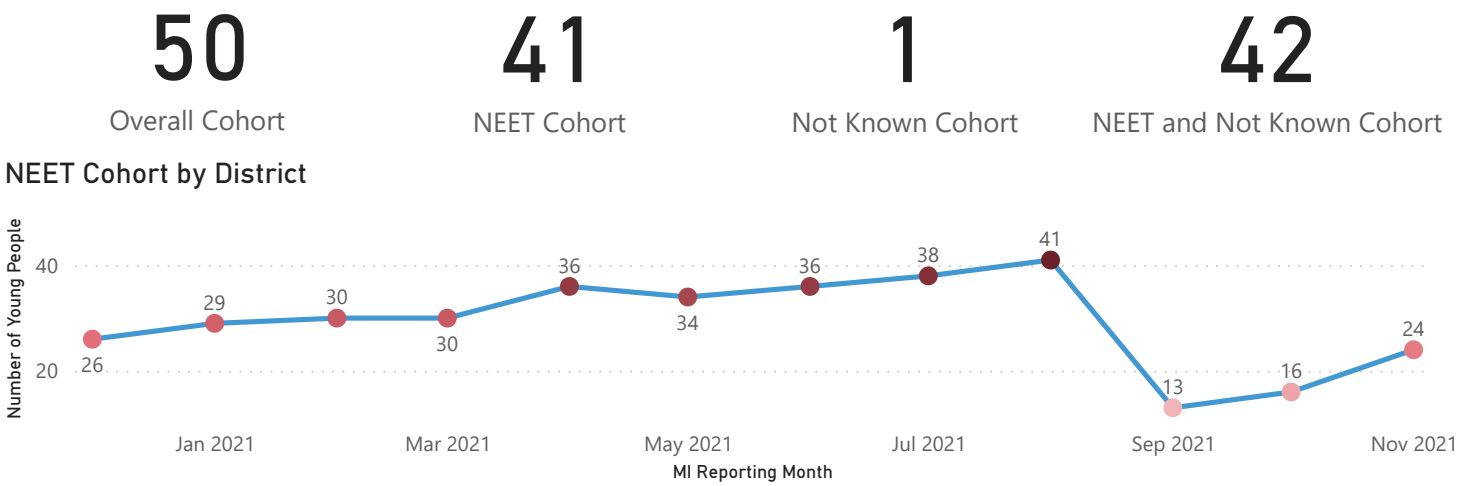
- Select Academic Age**
- Select all
 - 16
 - 17
- Characteristic**
- Pregnancy

- Select District**
- Select all
 - Ashford
 - Canterbury
 - Dartford
 - Dover
 - Folkestone & Hythe
 - Gravesham
 - Maidstone
 - Sevenoaks
 - Swale
 - Thanet
 - Tonbridge and Malling
 - Tunbridge Wells

84.0%
NEET and Not Known

82.0%
NEET

2.0%
Not Known



50 Overall Cohort

41 NEET Cohort

1 Not Known Cohort

42 NEET and Not Known Cohort

CYPE - MI Report

Early Help NEET and Not Known Breakdown

- MI Reporting Month**
- November 2020
 - December 2020
 - January 2021
 - February 2021
 - March 2021
 - April 2021
 - May 2021
 - June 2021
 - July 2021
 - August 2021
 - September 2021
 - October 2021
 - November 2021

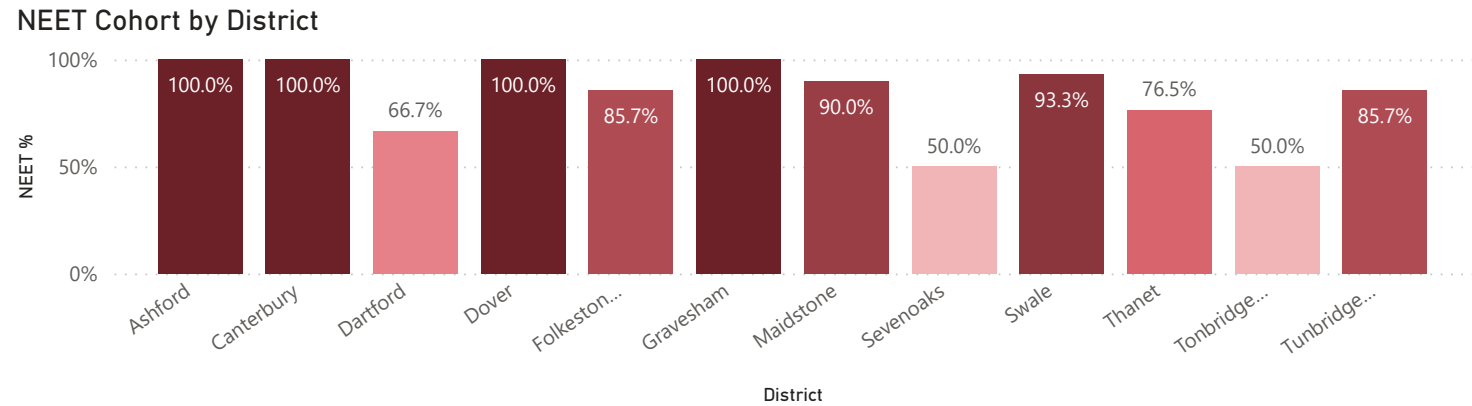
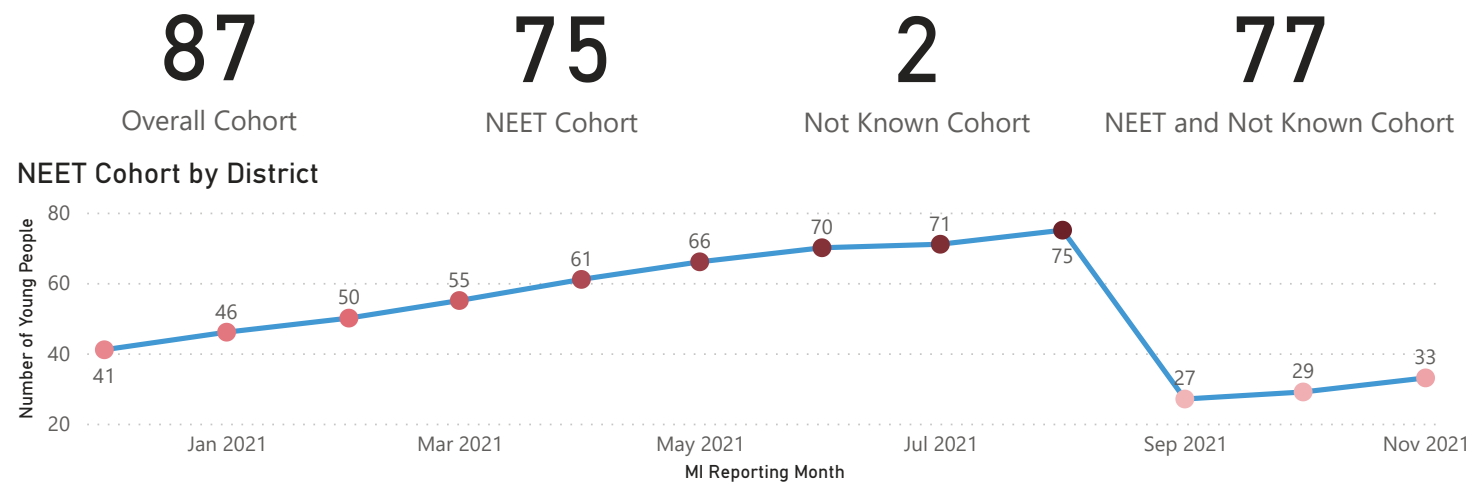
- Select District**
- Select all
 - Ashford
 - Canterbury
 - Dartford
 - Dover
 - Folkestone & Hythe
 - Gravesham
 - Maidstone
 - Sevenoaks
 - Swale
 - Thanet
 - Tonbridge and Malling
 - Tunbridge Wells

- Select Academic Age**
- Select all
 - 16
 - 17
- Characteristic**
- Teenage Mother

88.5%
NEET and Not Known

86.2%
NEET

2.3%
Not Known



CYPE - MI Report

September Guarantee

- MI Reporting Month
- June 2020
 - July 2020
 - August 2020
 - September 2020
 - June 2021
 - July 2021
 - August 2021

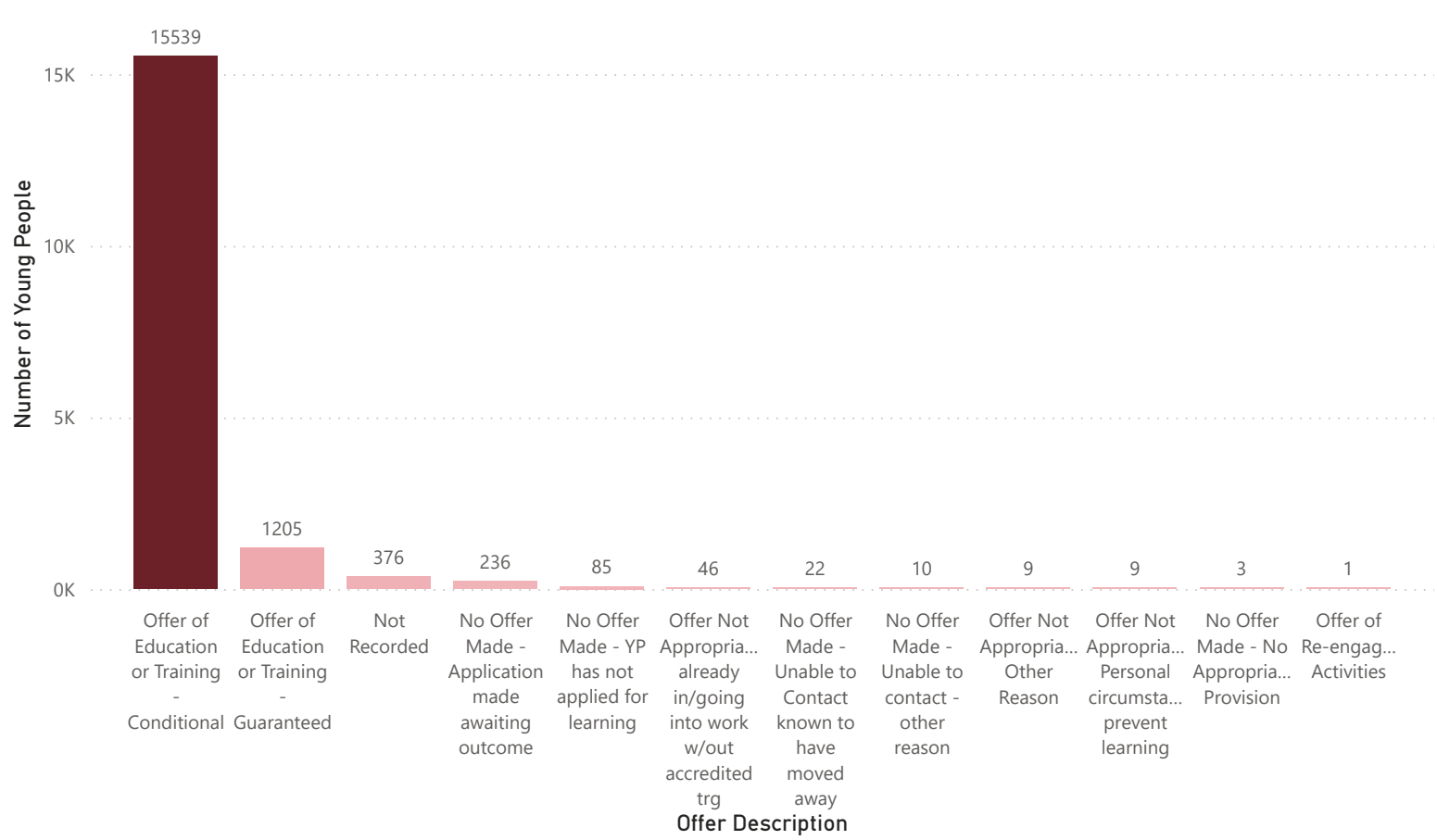
- Guarantee Year Gr...
- 11
 - 12

- District
- Select all
 - Ashford
 - Canterbury
 - Dartford
 - Dover
 - Folkestone and Hythe
 - Gravesham
 - Maidstone
 - Sevenoaks
 - Swale
 - Thanet
 - Tonbridge and Malling
 - Tunbridge Wells

- Offer Group
- Select all
 - No Offer Made
 - Not Recorded
 - Offer Made
 - Offer Not Appropriate
 - Unable to Contact

17,541
Number of Young People

Number of Young People by Offer Description



CYPE - MI Report

September Guarantee

- MI Reporting Month
- June 2020
 - July 2020
 - August 2020
 - September 2020
 - June 2021
 - July 2021

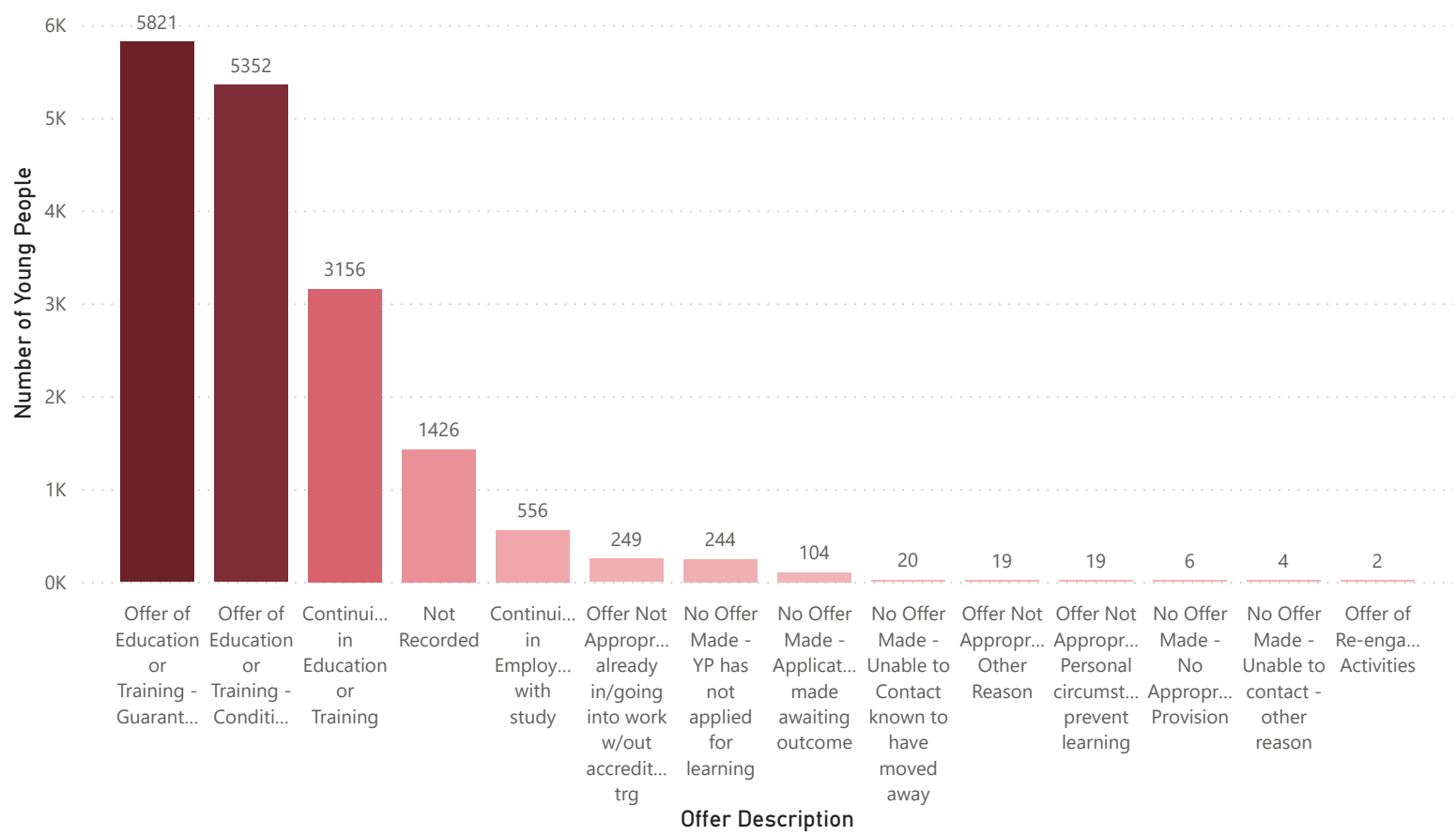
- Guarantee Year Gr...
- 11
 - 12

- District
- Select all
 - Ashford
 - Canterbury
 - Dartford
 - Dover
 - Folkestone and Hythe
 - Gravesham
 - Maidstone
 - Sevenoaks
 - Swale
 - Thanet
 - Tonbridge and Malling
 - Tunbridge Wells

- Offer Group
- Select all
 - Continuing Year 12 Only
 - No Offer Made
 - Not Recorded
 - Offer Made
 - Offer Not Appropriate
 - Unable to Contact

16,978
Number of Young People

Number of Young People by Offer Description



CYPE - MI Report

NEET Joiners

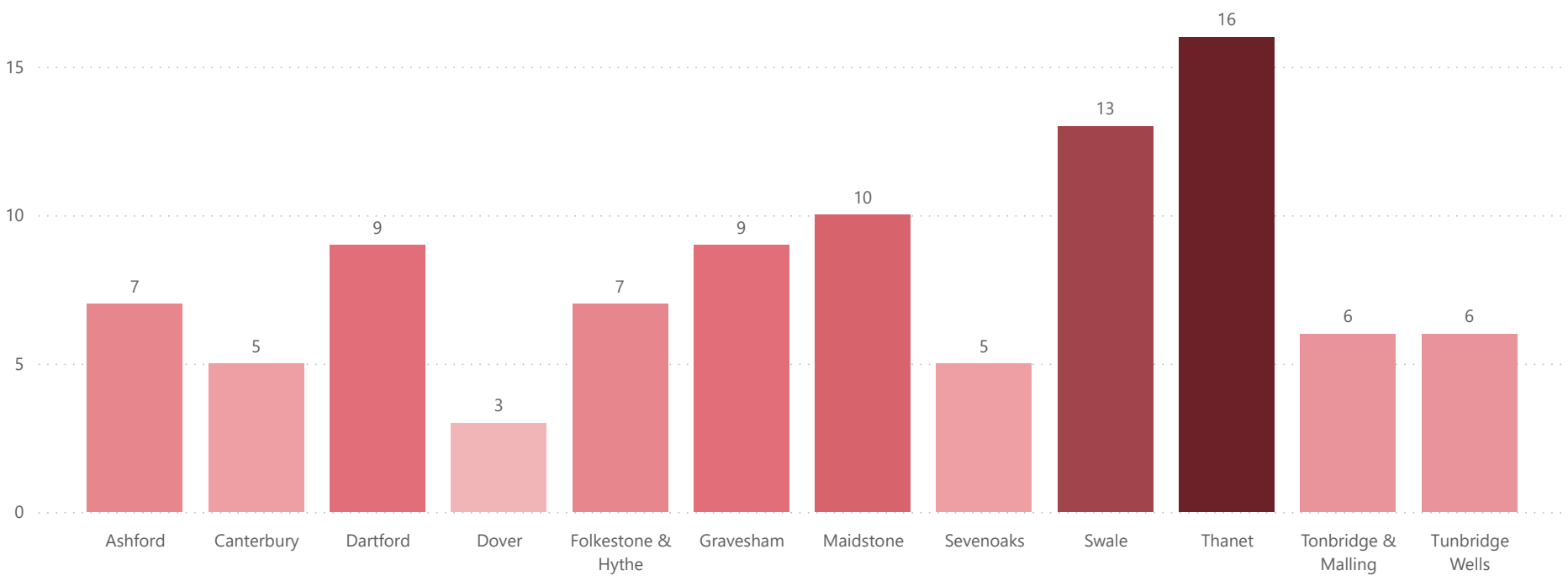
- MI Reporting Month November 2020
 December 2020
 January 2021
 February 2021
 March 2021
 April 2021
 May 2021
 June 2021
 July 2021
 August 2021
 September 2021
 October 2021
 November 2021

- Select Academic A... Select all
 16
 17

96

Number of NEET Joiners in Period

Number of NEET Joiners by District



CYPE - MI Report

NEET Leavers

MI Reporting Month ▼

- November 2020
- December 2020
- January 2021
- February 2021
- March 2021
- April 2021
- May 2021
- June 2021
- July 2021
- August 2021
- September 2021
- October 2021
- November 2021

Select Academic A... ▼

- Select all
- 16
- 17

121

Number of NEET Leavers in Period

Number of NEET Leavers by District

