

Education and Young People's Services

Young People Not in Education, Employment or Training (NEET)

Monthly Report - July 2016

Produced by: Management Information, KCC

Publication Date: 15th August 2016

The figures are based on the monthly submission made to DfE via NCCIS for Kent County Council . Academic age is the age of the young person on 31st August (i.e.: prior to the start of the academic year). The figures include all 16 -18 year olds based on academic age with a Kent County Council area postcode as their primary address.



Executive Summary

NEETs as a percentage of the 16-18 academic age group (Year 12, 13 and 14)

The NEET percentage includes an adjustment factor which assumes that 8% of currency expired not knowns are assumed to be NEET.

May-15	6.08	May-16	5.69
Jun-15	6.10	Jun-16	5.65
Jul-15	7.80	Jul-16	5.76

Not Knowns as a percentage of the 16-18 academic age group (Year 12, 13 and 14)

May-15	9.61	May-16	6.87
Jun-15	9.24	Jun-16	7.01
Jul-15	27.78	Jul-16	7.65

16-18 year old NEET by Vulnerable Group	Jul-16	Jun-16	May-16	Apr-16	Mar-16	Feb-16	Jan-16	Dec-15	Nov-15	Oct-15	Sep-15	Aug-15	Jul-15
Children in Care	107	107	105	103	112	104	102	131	117	113	106	131	127
subset CIC resp. not known	0	0	0	0	0	0	0	3	3	3	3	3	4
subset CIC KCC responsibility	75	84	86	83	91	84	84	106	98	92	88	103	98
subset CIC OOC responsibility	19	19	19	20	21	20	18	22	16	18	15	25	25
Caring for own child	265	256	243	230	220	211	196	180	154	131	124	292	290
Asylum seeker	5	4	3	4	6	4	2	4	3	7	3	4	4
Carer not own child	39	36	34	31	31	29	25	22	19	14	16	31	31
Substance Misuse	16	16	15	17	14	13	11	14	15	12	14	16	16
Care Leaver	71	65	65	59	48	46	43	8	9	8	9	41	40
subset CL resp. not known	0	0	0	4	0	0	0	0	0	0	1	0	0
subset CL KCC responsibility	59	60	60	50	43	41	39	5	6	5	6	37	36
subset CL OOC responsibility	5	5	5	5	5	5	4	3	3	3	2	4	4
Supervised by YOT	55	69	70	72	73	65	50	47	38	82	89	91	91
Pregnancy	159	156	147	142	132	122	114	107	94	91	89	166	168
Parent not caring for own child	3	3	3	3	4	3	3	3	3	3	3	8	7
SEND (16-18 year olds)	288	282	272	264	265	261	244	206	186	163	173	221	212
SEND (19+ year olds)	14	20	27	37	43	49	65	74	79	84	91	841	857
Total 16-18 NEET with at least one vulnerable group	870	853	827	800	783	745	682	617	550	519	516	858	839

16-18 year old Not Knowns by Vulnerable Group	Jul-16	Jun-16	May-16	Apr-16	Mar-16	Feb-16	Jan-16	Dec-15	Nov-15	Oct-15	Sep-15	Aug-15	Jul-15
Children in Care	38	32	25	16	21	22	33	171	209	299	460	360	311
subset CIC resp. not known	0	0	0	0	0	0	0	0	0	0	1	1	1
subset CIC KCC responsibility	11	19	13	8	10	11	18	97	121	176	253	204	177
subset CIC OOC responsibility	11	5	12	8	11	11	15	74	88	123	206	155	133
Caring for own child	22	21	21	20	21	22	20	23	28	36	36	84	75
Asylum seeker	11	8	12	8	8	6	7	9	19	7	13	30	25
Carer not own child	10	11	9	8	8	8	11	13	16	19	37	40	38
Substance Misuse	8	6	7	7	7	7	10	12	15	18	30	35	32
Care Leaver	32	26	24	21	31	31	42	5	5	4	5	37	35
subset CL resp. not known	0	0	0	0	0	0	0	0	0	0	0	0	0
subset CL KCC responsibility	19	19	19	17	27	27	37	3	3	3	3	34	32
subset CL OOC responsibility	5	5	5	4	4	4	5	2	2	1	2	3	3
Supervised by YOT	16	16	12	10	12	11	11	30	34	90	109	91	76
Pregnancy	16	17	19	19	17	18	17	21	27	33	37	50	45
Parent not caring for own child	3	2	2	2	2	2	2	3	2	2	3	6	7
SEND (16-18 year olds)	187	134	129	126	116	118	167	337	429	642	1333	1011	954
SEND (19+ year olds)	41	67	123	160	172	197	236	262	292	349	504	2912	2886
Total not known with at least one vulnerable group	299	236	225	211	217	221	283	522	657	976	1812	1531	1407

Please note the values in the above tables which show the breakdown of the Children In Care and Care Leaver sections - this is also replicated on the individual pages for each of the districts

Executive Summary - continued

1. Key Findings – County Performance

(i) NEETs:

- a. the trend in the NEET population has been upwards during the calendar year, with the exception of June (5.65%), when there was a small downturn, a reduction of 24. In July there was a rise to 5.76%, with an actual increase of 25, from 2738 in June to 2763 in July
- b. despite the upward trend continuing, the performance compared to July 2015 (7.80%), is just over two percentage points lower

(ii) Not Knowns:

- a. there was a slight increase in July (7.65%) on the June figure (7.01%)
- b. the performance in each of the past five months has continued to be almost 3% lower than for the equivalent months in 2015. The July figure is over 20% than in July 2015 (27.78%).

(iii) NEETs & Not Knowns / Vulnerable Groups (Tables below)

- a. between May and June, there was a small increase of 26 young people being NEET in the vulnerable groups, there was a further small increase of 17 (from 853 in June to 870 in July).
- b. the figure recorded for NEETs amongst the vulnerable groups in July 2015 was 839, 31 lower than in the current month
- c. the same comparison for the Not Known population shows:
 - there were 299 young people with a “Not Known” status, an increase of 63 when compared to the June figure of 236
 - in July 2015 there were 1407 young people without a recorded positive destination
- d. Children in Care – the number recorded as NEET in July 2016 (107) represents:
 - no change from the June figure, also 107
 - a reduction of 20 when compared to the figure for June 2015 (127)
 - it is anticipated that the trend will, from September, be downward as there are now additional staff within Virtual School Kent supporting young people post 16 years into EET opportunities
- e. Caring for own Child – the number in this vulnerable group:
 - there were 265 young people recorded as being NEET.
 - this figure has increased incrementally month on month since September of last year (124)
 - 265 in July however is lower than the figure, 290, recorded for the same month in 2015
- f. Pregnancy – the number in this group has continued to increase incrementally since September 2015 when the figure was 89. In June it was 156 and in July it was 159

Work continues with both the Children’s Centres and the Family Nurse Partnerships to consider how we ensure young parents (mothers and fathers) are aware of EET opportunities and are assisted to meet their aspirations. Additionally consideration is being given to the programmes offered via the Centres may meet the criteria for counting a young person as being in EET
- g. Young Offenders – the number of young people known to the YOTs who are NEET has fallen incrementally in small numbers since March. The figure for July was 55, a fall of 14 when compared to the 69 recorded in June

Executive Summary - continued

h. in July the increases in the number of NEETs were recorded for the following vulnerable groups:

- those who are pregnant (+3)
- SEND, 16 – 18 years (+6)
- Caring for Own Child (+9)

i. the SEND NEETs for July 2015 (212) was 76 lower than the number for July 2016 (288) – however there has continued to be a significant reduction in the number of young people who are SEND whose status is not known. In July 2015 there were 954 Not Knowns but in July this year the number had fallen to 187

(iv) NEETS / Not Knowns & Age Group

- a. in July there were 2,763 young people recorded as NEET in the county, compared with the total of 2,738 NEETs in June
- b. the 2763 young people represent 5.76% of the total 16 – 18 years cohort (53,048) meaning the target (1.0%) was again missed, with the differential being 4.76%
- c. the target was missed for each of the three age groups:
- 16 years 3.67% (3.51% in June)
 - 17 years 5.30% (5.24%)
 - 18 years 8.32% (also 8.32% in June)
- d. 7.65% (4057) of the cohort had a status which was Not Known – when considered by age group:
- the 18 years age group had 2,208 (54.42%) of the total
 - 16 & 17 year olds were respectively 624 (15.38%) & 1,225 (30.19%)

2. Key Findings by District

- (i) Swale, 365, has had the highest number of young people who are NEET in each of the seven months of 2016 (the calendar year)
- (ii) Thanet (300) was the District with the second highest number
- (iii) the 6 Districts with the highest number of young people who are NEET remain the same as those recorded for June (the figures for June are included in brackets):
- Swale 365 (349)
 - Thanet 300 (295)
 - Canterbury 269 (262)
 - Maidstone 267 (273)
 - Gravesham 255 (250)
 - Tunbridge Wells 212 (212)
- (iv) this pattern in the findings has proved to be relatively consistent for the first seven months of the calendar year.
- (v) no District met their target with the largest differentials being:
- Swale +6.25%
 - Gravesham +6.15%
 - Canterbury +5.25%
 - Tunbridge Wells +5.13%

Executive Summary - continued

3. Leavers and Joiners

- (i) the performance in July, when there were 25 more young people (138 compared to 163) joining the NEET population than leaving.
- (ii) the breakdown by age group was:
 - 16 year olds: 41 leaving, 62 joining
 - 17 year olds: 50 leaving, 51 joining
 - 18 year olds: 47 leaving, 50 joining
- (iii) the vast majority of those leaving the NEET population did so as a result of having either “Employment” (99) or “Government Supported Training” (19)
- (iv) the previous destination of those becoming NEET was primarily for:
 - 16 year olds was “Training” followed by “Education”
 - 17 year olds was “Employment”
 - 18 year olds was “Employment”
- (v) 50.0% of the 16 year olds becoming NEET had left “education”

4. Years 11 & 12 September Guarantee

(a) Year 11

11.3%, 1889, of the Year 11 cohort have yet to agree a positive destination for September. The figures in May & June were respectively 12.4% (2070) and 11.5% (1913). The most significant gaps are in Swale (416, 25.3%), Thanet (199, 12.3%), Tonbridge & Malling (166, 10.6%) Dover (162, 12.1%).

Tunbridge Wells is the District recording the strongest performance (77, 5.3%)

(b) Year 12

Just over a quarter (28.3%) of the Year 12 cohort were without a recorded destination in July.

The Districts, in percentage terms, with the greatest gaps are, Swale (36.0%), Thanet (34.7%), Maidstone (32.6%) & Dartford (31.8%)

Tunbridge Wells, as with their Year 11 cohort, were also the strongest performing District (15.6%)

Education and Young People's Services Performance Management

NEET Monthly Report - Kent

16-18 year old NEET Summary	Total Cohort 16-18	No. NEET 16-18	% NEET 16-18	NEET Target 16-18 Jan 2017	Diff from target	% NEET Age 16	% NEET Age 17	% NEET Age 18	Not knowns				
									Acad age 16	Acad age 17	Acad age 18	Total	% of cohort
Kent	53,048	2,763	5.76%	1.00%	4.76%	3.67%	5.30%	8.32%	624	1,225	2,208	4,057	7.65%
Ashford	4,759	192	4.63%	0.84%	3.79%	2.88%	4.15%	6.92%	65	101	210	376	7.90%
Canterbury	4,868	269	6.07%	0.82%	5.25%	3.96%	5.45%	8.72%	40	91	174	305	6.27%
Dartford	3,559	176	5.49%	1.02%	4.47%	3.84%	5.98%	6.65%	48	78	166	292	8.20%
Dover	3,919	205	5.76%	1.12%	4.64%	3.47%	5.67%	8.02%	55	93	164	312	7.96%
Gravesham	3,962	255	7.16%	1.01%	6.15%	4.44%	5.78%	11.17%	47	102	184	333	8.40%
Maidstone	5,438	267	5.36%	1.00%	4.36%	3.25%	4.78%	8.24%	63	108	202	373	6.86%
Sevenoaks	3,612	120	3.75%	0.66%	3.09%	1.61%	3.73%	6.22%	47	101	157	305	8.44%
Shepway	3,855	204	5.91%	1.21%	4.70%	4.17%	6.19%	7.31%	42	101	174	317	8.22%
Swale	5,356	365	7.47%	1.22%	6.25%	6.09%	7.12%	9.14%	62	133	234	429	8.01%
Thanet	5,262	300	6.31%	1.40%	4.91%	3.64%	5.74%	9.52%	65	146	245	456	8.67%
Tonbridge & Malling	4,451	198	4.86%	0.67%	4.19%	3.19%	3.92%	7.52%	56	89	162	307	6.90%
Tunbridge Wells	4,007	212	5.79%	0.66%	5.13%	3.03%	4.93%	9.53%	34	82	136	252	6.29%

16-18 year old NEET % Trends	Jul-16	Jun-16	May-16	Apr-16	Mar-16	Feb-16	Jan-16	Dec-15	Nov-15	Oct-15	Sep-15	Aug-15	Jul-15
Kent	5.76	5.65	5.69	5.47	5.32	5.23	4.97	4.99	4.94	4.89	7.83	8.64	7.80
Ashford	4.63	4.57	4.62	4.34	4.40	4.33	3.95	3.91	3.82	3.65	5.78	7.45	6.52
Canterbury	6.07	5.88	5.79	5.80	5.89	5.87	5.64	5.34	5.51	5.41	7.73	9.29	8.29
Dartford	5.49	5.42	5.58	5.24	4.84	4.91	4.55	4.70	4.55	4.44	7.90	8.13	7.15
Dover	5.76	5.53	5.41	4.76	4.48	4.36	3.93	4.43	4.22	4.28	7.85	9.27	8.07
Gravesham	7.16	6.95	6.66	6.53	6.51	6.58	6.46	6.36	6.50	6.93	11.30	10.23	9.57
Maidstone	5.36	5.44	5.43	5.35	5.12	4.93	4.88	4.97	4.61	4.47	6.59	7.85	7.19
Sevenoaks	3.75	4.02	4.07	4.27	4.16	4.49	4.18	4.27	4.23	4.26	6.26	5.58	5.18
Shepway	5.91	5.70	5.66	5.16	4.80	4.91	4.68	4.34	4.34	4.74	7.38	9.13	8.28
Swale	7.47	7.10	7.49	7.48	7.42	6.97	6.34	6.31	6.14	5.73	9.25	11.08	9.97
Thanet	6.31	6.12	6.12	5.67	5.59	5.21	5.35	5.31	5.54	5.37	10.31	11.81	10.59
Tonbridge & Malling	4.86	4.89	4.94	4.84	4.66	4.42	4.22	4.36	4.36	4.30	7.14	7.27	6.64
Tunbridge Wells	5.79	5.75	5.97	5.54	5.18	5.27	4.93	5.08	5.14	4.98	7.15	6.05	5.58

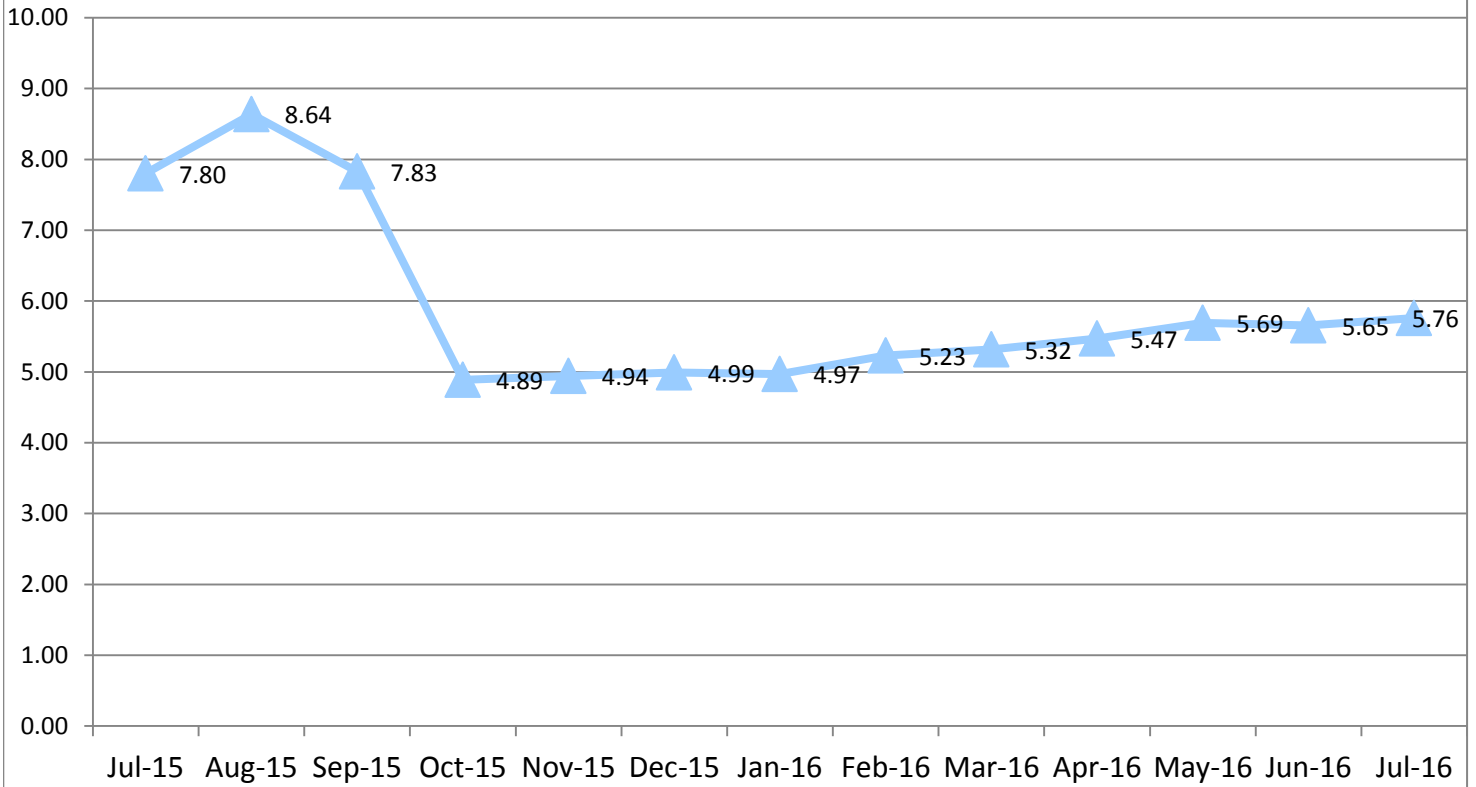
16-18 year old Not Known % Trends	Jul-16	Jun-16	May-16	Apr-16	Mar-16	Feb-16	Jan-16	Dec-15	Nov-15	Oct-15	Sep-15	Aug-15	Jul-15
Kent	7.65	7.01	6.87	7.06	7.01	7.44	8.27	10.47	14.14	21.83	51.73	31.14	27.78
Ashford	7.90	7.13	6.86	6.84	6.75	7.04	7.92	10.19	13.13	19.94	46.41	25.99	22.43
Canterbury	6.27	5.94	5.77	6.16	6.36	6.73	7.37	9.17	12.02	19.23	49.22	33.31	28.20
Dartford	8.20	7.83	6.87	7.00	7.02	8.01	9.03	10.33	19.08	26.20	57.63	33.59	32.32
Dover	7.96	7.16	6.98	7.42	7.28	7.60	8.56	10.87	13.26	21.56	55.29	35.70	31.00
Gravesham	8.40	7.54	7.18	7.28	7.27	7.75	8.62	11.38	18.55	25.53	58.16	33.46	33.07
Maidstone	6.86	6.31	6.40	6.73	6.55	7.07	7.71	9.31	11.74	19.43	50.64	28.56	24.87
Sevenoaks	8.44	8.21	8.06	8.09	7.86	8.35	8.93	11.10	16.31	23.66	50.77	29.20	26.23
Shepway	8.22	6.96	7.06	6.48	6.31	6.54	7.35	10.26	12.16	20.00	46.57	28.18	25.10
Swale	8.01	7.48	7.26	7.56	7.86	8.36	9.35	11.32	13.57	20.43	49.92	32.70	28.47
Thanet	8.67	7.65	7.54	8.04	8.29	8.59	9.48	12.06	15.74	25.70	57.11	40.04	35.98
Tonbridge & Malling	6.90	6.51	6.54	6.72	6.50	6.91	7.91	10.14	12.93	21.00	52.63	28.13	24.98
Tunbridge Wells	6.29	5.72	6.14	6.44	5.78	6.13	6.77	9.52	13.22	21.02	47.37	23.14	20.39

NEETs based on length of time in NEET	Equivalent - July 2015				
	0-6 weeks	7-13 weeks	14-26 weeks	27-52 weeks	52+ weeks
Kent	120	139	400	763	1341
Ashford	14	10	28	66	74
Canterbury	10	10	29	76	144
Dartford	11	8	22	41	94
Dover	7	17	41	63	77
Gravesham	15	12	34	75	119
Maidstone	6	10	22	81	148
Sevenoaks	2	7	12	36	63
Shepway	7	14	41	59	83
Swale	27	18	67	96	157
Thanet	12	19	46	80	143
Tonbridge & Malling	2	5	29	43	119
Tunbridge Wells	7	9	29	47	120

Progress RPA - Participating	
% Age 16	% Age 17
91.05%	81.93%
90.14%	81.96%
92.05%	83.61%
90.28%	82.71%
90.89%	79.58%
90.46%	81.64%
91.21%	83.25%
93.61%	83.37%
91.15%	80.60%
88.41%	79.33%
91.22%	80.35%
91.14%	82.98%
92.72%	84.31%

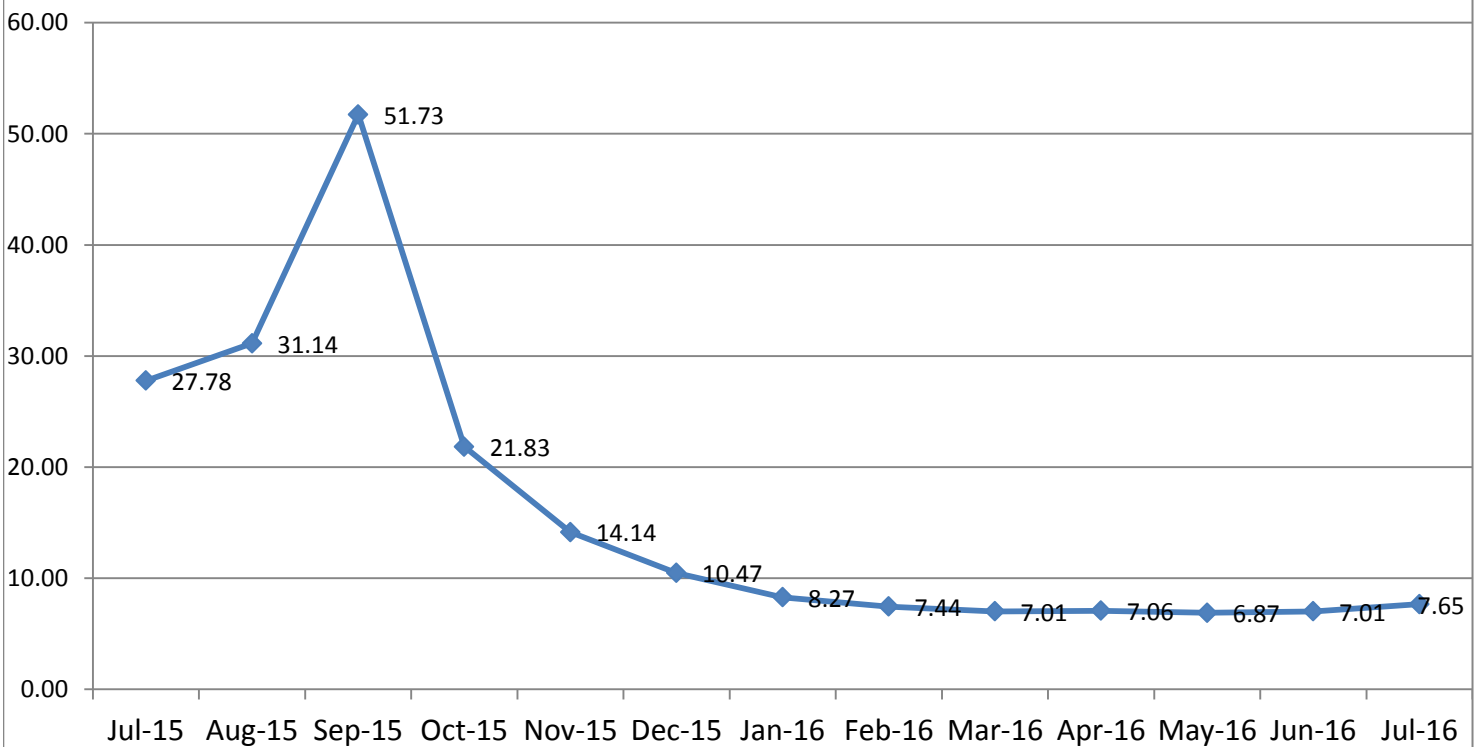
Kent NEET % trends

16-18 year old NEET % Trends



Kent Not Known % trends

16-18 year old Not Known % Trends



Education and Young People's Services Performance Management

NEET Monthly Report - Kent

16-18 year old cohort by Vulnerable Group	Jul-16	Jun-16	May-16	Apr-16	Mar-16	Feb-16	Jan-16	Dec-15	Nov-15	Oct-15	Sep-15	Aug-15	Jul-15
Children in Care (CIC)	1062	1078	1067	1064	1073	1048	991	1150	1128	712	708	693	695
subset CIC resp. not known	0	0	0	0	0	0	0	5	5	4	4	4	5
subset CIC KCC responsibility	844	860	866	860	865	840	782	881	858	440	438	446	446
subset CIC OOC responsibility	198	199	201	203	208	208	209	264	265	268	266	243	244
Caring for own child	346	336	314	300	287	276	260	239	214	188	175	406	399
Asylum seeker	552	551	536	526	523	492	456	452	433	47	19	40	40
Carer not own child	90	87	83	80	78	77	74	73	70	66	66	89	88
Substance Misuse	63	63	63	64	63	62	61	61	62	59	59	74	74
Care Leaver (CL)	216	208	207	192	190	187	185	18	18	17	17	87	87
subset CL resp. not known	1	1	1	1	1	1	1	1	1	1	1	0	0
subset CL KCC responsibility	193	194	194	180	178	175	173	11	11	10	10	79	79
subset CL OOC responsibility	12	12	12	11	11	11	11	6	6	6	6	8	8
Supervised by YOT	138	183	180	178	180	176	132	130	108	239	239	241	241
Pregnancy	209	208	199	190	177	167	153	148	139	141	137	235	238
Parent not caring for own child	8	8	8	8	8	8	8	7	7	7	7	16	16
SEND (16-18 year olds)	2228	2230	2230	2231	2208	2209	2220	2224	2224	2232	2232	2071	2078
SEND (19+ year olds)	203	245	323	341	375	413	467	512	541	595	627	3867	3895
Total 16-18 cohort with at least one vulnerable group	3998	4020	3982	3941	3900	3846	3737	3675	3608	3275	3228	3487	3482

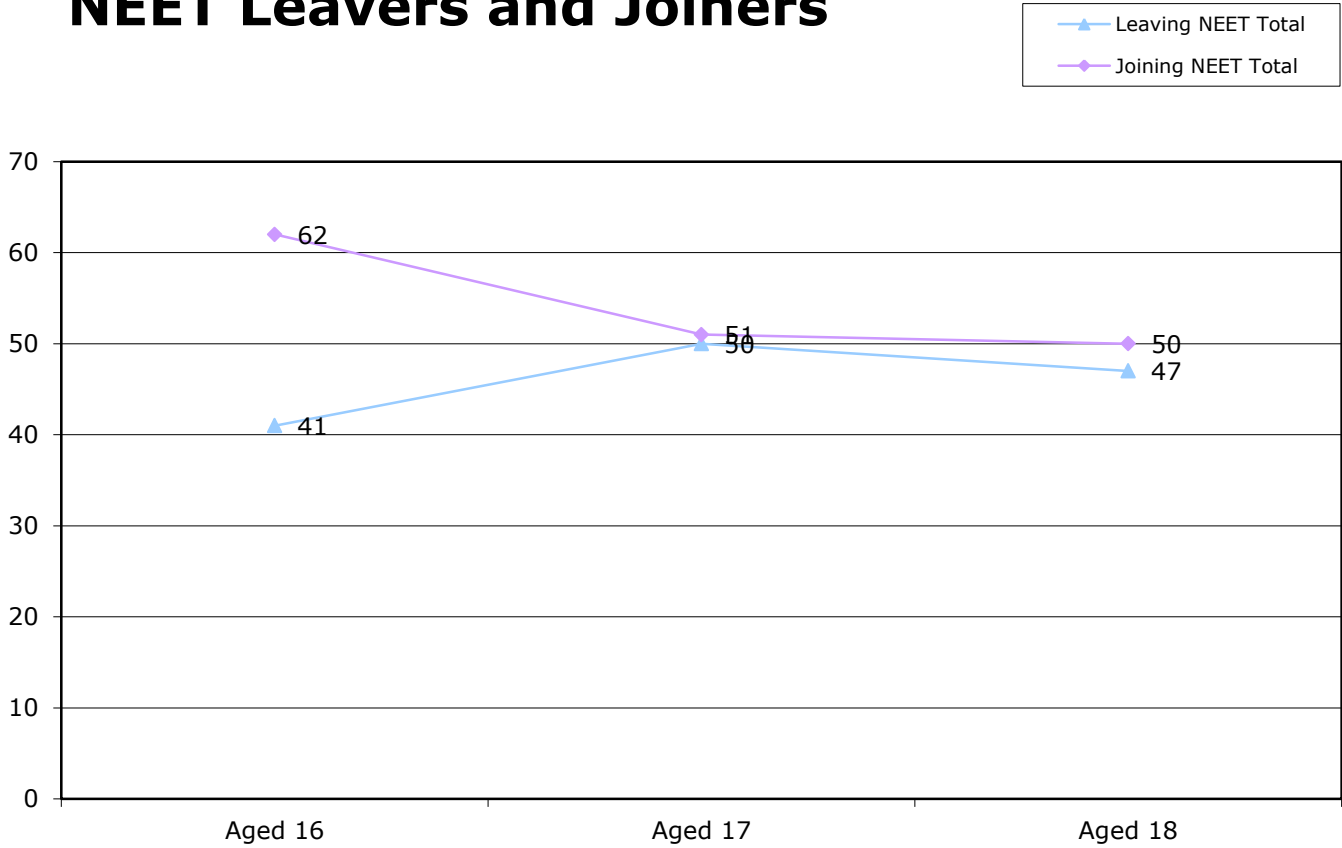
16-18 year old NEET by Vulnerable Group	Jul-16	Jun-16	May-16	Apr-16	Mar-16	Feb-16	Jan-16	Dec-15	Nov-15	Oct-15	Sep-15	Aug-15	Jul-15
Children in Care (CIC)	107	107	105	103	112	104	102	131	117	113	106	131	127
subset CIC resp. not known	0	0	0	0	0	0	0	3	3	3	3	3	4
subset CIC KCC responsibility	75	84	86	83	91	84	84	106	98	92	88	103	98
subset CIC OOC responsibility	19	19	19	20	21	20	18	22	16	18	15	25	25
Caring for own child	265	256	243	230	220	211	196	180	154	131	124	292	290
Asylum seeker	5	4	3	4	6	4	2	4	3	7	3	4	4
Carer not own child	39	36	34	31	31	29	25	22	19	14	16	31	31
Substance Misuse	16	16	15	17	14	13	11	14	15	12	14	16	16
Care Leaver (CL)	71	65	65	59	48	46	43	8	9	8	9	41	40
subset CL resp. not known	0	0	0	4	0	0	0	0	0	0	1	0	0
subset CL KCC responsibility	59	60	60	50	43	41	39	5	6	5	6	37	36
subset CL OOC responsibility	5	5	5	5	5	5	4	3	3	3	2	4	4
Supervised by YOT	55	69	70	72	73	65	50	47	38	82	89	91	91
Pregnancy	159	156	147	142	132	122	114	107	94	91	89	166	168
Parent not caring for own child	3	3	3	3	4	3	3	3	3	3	3	8	7
SEND (16-18 year olds)	288	282	272	264	265	261	244	206	186	163	173	221	212
SEND (19+ year olds)	14	20	27	37	43	49	65	74	79	84	91	841	857
Total 16-18 NEET with at least one vulnerable group	870	853	827	800	783	745	682	617	550	519	516	858	839

16-18 year old Not Knowns by Vulnerable Group	Jul-16	Jun-16	May-16	Apr-16	Mar-16	Feb-16	Jan-16	Dec-15	Nov-15	Oct-15	Sep-15	Aug-15	Jul-15
Children in Care (CIC)	38	32	25	16	21	22	33	171	209	299	460	360	311
subset CIC resp. not known	0	0	0	0	0	0	0	0	0	0	1	1	1
subset CIC KCC responsibility	11	19	13	8	10	11	18	97	121	176	253	204	177
subset CIC OOC responsibility	11	5	12	8	11	11	15	74	88	123	206	155	133
Caring for own child	22	21	21	20	21	22	20	23	28	36	36	84	75
Asylum seeker	11	8	12	8	8	6	7	9	19	7	13	30	25
Carer not own child	10	11	9	8	8	8	11	13	16	19	37	40	38
Substance Misuse	8	6	7	7	7	7	10	12	15	18	30	35	32
Care Leaver (CL)	32	26	24	21	31	31	42	5	5	4	5	37	35
subset CL resp. not known	0	0	0	0	0	0	0	0	0	0	0	0	0
subset CL KCC responsibility	19	19	19	17	27	27	37	3	3	3	3	34	32
subset CL OOC responsibility	5	5	5	4	4	4	5	2	2	1	2	3	3
Supervised by YOT	16	16	12	10	12	11	11	30	34	90	109	91	76
Pregnancy	16	17	19	19	17	18	17	21	27	33	37	50	45
Parent not caring for own child	3	2	2	2	2	2	2	3	2	2	3	6	7
SEND (16-18 year olds)	187	134	129	126	116	118	167	337	429	642	1333	1011	954
SEND (19+ year olds)	41	67	123	160	172	197	236	262	292	349	504	2912	2886
Total 16-18 not known with at least one vulnerable group	299	236	225	211	217	221	283	522	657	976	1812	1531	1407

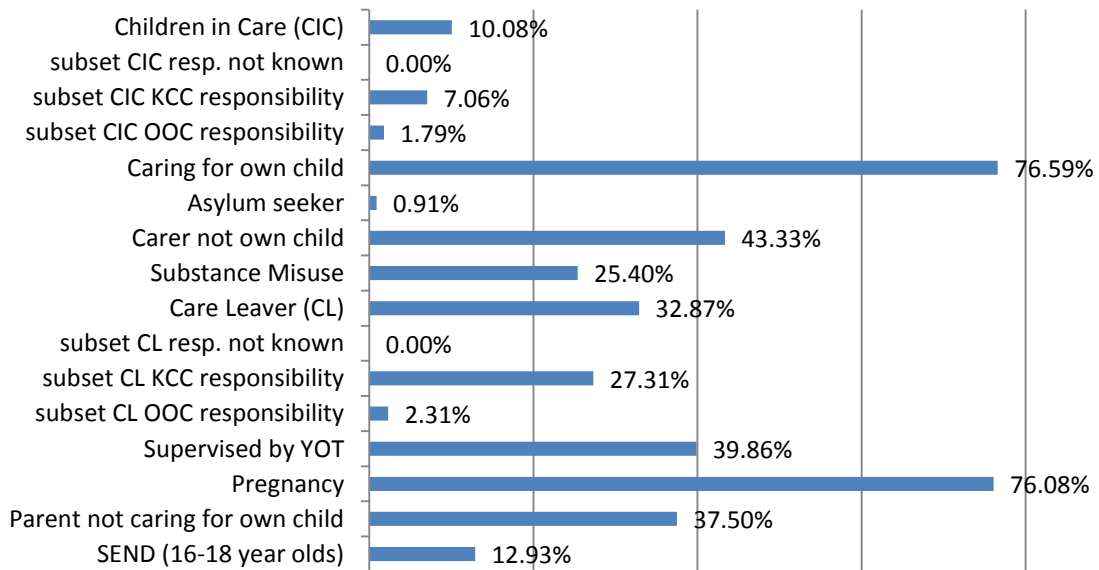
16-18 Year old NEET Leavers & Joiners	Aged 16	Aged 17	Aged 18	16-18 Total	Aged 19
Leaving NEET Total	41	50	47	138	101
Education	2	3	1	6	0
Employment	26	35	38	99	0
Government supported training	8	8	3	19	0
Re-engagement Provision	3	1	0	4	0
Transfer to another LA	1	2	2	5	0
Age reached where no active record required	0	0	0	0	101
Left England so no longer active record	0	1	0	1	0
Found to be a duplicate record	0	0	0	0	0
Deceased	0	0	0	0	0
Custodial Sentence	0	0	1	1	0
Cannot Be Contacted	0	0	0	0	0
Refused to disclose activity	0	0	0	0	0
Unknown Activity	1	0	0	1	0
Other Reason	0	0	2	2	0
Joining NEET Total	62	51	50	163	6
Education	16	12	1	29	3
Employment	4	15	30	49	0
Training	26	10	3	39	0
Re-engagement Provision	0	0	0	0	0
From other area	0	0	0	0	0
Other (inc custodial sentence)	16	14	16	46	3
Joiners>Leavers	-21	-1	-3	-25	95

16-18 Year Old NEET Labour Market Summary	No	%
Available:		
Working not for reward	45	2.11%
Not yet ready for work or learning	127	5.95%
Start Date agreed (other)	27	1.27%
Start Date agreed (RPA compliant)	76	3.56%
Seeking EET	1858	87.11%
Available Total	2133	100%
Unavailable:		
Young carers	23	3.65%
Teenage parents	218	34.60%
Illness	272	43.17%
Pregnancy	108	17.14%
Religious grounds	0	0.00%
Unlikely to be economically active	9	1.43%
Other reason	0	0.00%
Unavailable Total	630	100%

NEET Leavers and Joiners



% of Vulnerable Cohorts who are NEET



Education and Young People's Services Performance Management

NEET Monthly Report - Ashford

16-18 year old cohort by Vulnerable Group	Jul-16	Jun-16	May-16	Apr-16	Mar-16	Feb-16	Jan-16	Dec-15	Nov-15	Oct-15	Sep-15	Aug-15	Jul-15
Children in Care	175	177	165	160	156	150	137	198	194	61	69	61	61
subset CIC resp. not known	0	0	0	0	0	0	0	0	0	0	0	0	0
subset CIC KCC responsibility	149	151	151	145	141	135	122	175	171	38	41	37	37
subset CIC OOC responsibility	14	14	14	15	15	15	15	23	23	23	28	24	24
Caring for own child	21	21	20	19	19	19	19	18	14	12	11	29	28
Asylum seeker	145	146	135	131	125	118	104	142	137	16	2	4	4
Carer not own child	13	13	12	11	11	11	10	10	9	9	9	10	10
Substance Misuse	6	6	6	6	6	5	4	6	5	5	5	7	7
Care Leaver	21	20	19	19	19	19	18	2	2	1	1	6	6
subset CL resp. not known	0	0	0	0	0	0	0	0	0	0	0	0	0
subset CL KCC responsibility	18	18	18	18	18	18	17	2	2	1	1	6	6
subset CL OOC responsibility	1	1	1	1	1	1	1	0	0	0	0	0	0
Supervised by YOT	7	7	6	6	6	6	6	6	6	10	10	13	13
Pregnancy	14	13	13	12	10	8	7	7	8	8	7	15	16
Parent not caring for own child	0	0	0	0	0	0	0	0	0	0	0	0	0
SEND (16-18 year olds)	165	165	166	168	167	170	173	174	177	177	189	154	154
SEND (19+ year olds)	13	22	32	33	34	38	39	41	42	44	44	316	319
Total 16-18 cohort with at least one vulnerable group	400	400	387	382	374	367	354	392	387	266	264	263	262

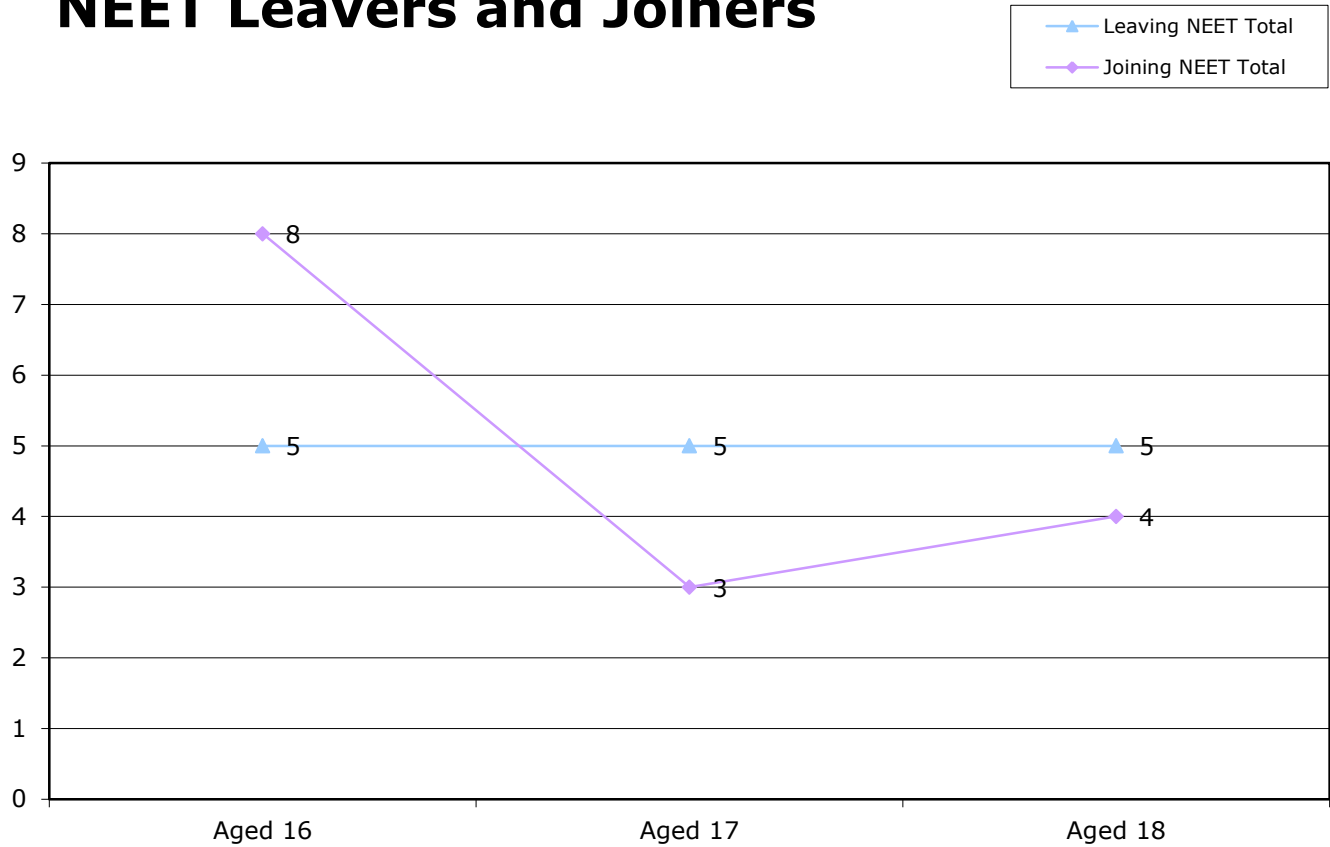
16-18 year old NEET by Vulnerable Group	Jul-16	Jun-16	May-16	Apr-16	Mar-16	Feb-16	Jan-16	Dec-15	Nov-15	Oct-15	Sep-15	Aug-15	Jul-15
Children in Care	9	9	9	7	9	8	9	15	13	12	13	14	12
subset CIC resp. not known	0	0	0	0	0	0	0	0	0	0	0	0	0
subset CIC KCC responsibility	6	6	6	4	5	4	5	11	10	10	11	14	12
subset CIC OOC responsibility	3	3	3	3	4	4	4	4	3	2	2	0	0
Caring for own child	19	19	18	17	16	16	16	16	12	10	8	22	21
Asylum seeker	0	0	0	0	0	1	0	0	0	1	0	0	0
Carer not own child	4	4	3	2	3	3	2	2	1	1	2	1	1
Substance Misuse	4	4	4	3	3	2	1	3	2	3	3	4	4
Care Leaver	6	5	5	5	4	4	4	1	2	1	1	4	4
subset CL resp. not known	0	0	0	0	0	0	0	0	0	0	0	0	0
subset CL KCC responsibility	5	5	5	5	4	4	4	1	2	1	1	4	4
subset CL OOC responsibility	0	0	0	0	0	0	0	0	0	0	0	0	0
Supervised by YOT	4	5	5	4	4	3	4	3	2	3	4	5	5
Pregnancy	11	11	11	11	9	6	6	5	6	6	5	9	10
Parent not caring for own child	0	0	0	0	0	0	0	0	0	0	0	0	0
SEND (16-18 year olds)	18	18	20	19	21	18	17	15	12	12	13	15	13
SEND (19+ year olds)	1	3	4	5	5	6	6	5	6	8	8	40	41
Total 16-18 NEET with at least one vulnerable group	65	64	64	60	60	53	51	47	42	41	40	59	56

16-18 year old Not Knowns by Vulnerable Group	Jul-16	Jun-16	May-16	Apr-16	Mar-16	Feb-16	Jan-16	Dec-15	Nov-15	Oct-15	Sep-15	Aug-15	Jul-15
Children in Care	2	1	2	1	1	1	2	15	24	26	43	33	31
subset CIC resp. not known	0	0	0	0	0	0	0	0	0	0	0	0	0
subset CIC KCC responsibility	1	0	2	1	1	1	2	7	14	13	22	15	14
subset CIC OOC responsibility	0	1	0	0	0	0	0	8	10	13	21	18	17
Caring for own child	2	2	2	2	2	2	2	1	1	1	1	4	4
Asylum seeker	2	1	1	1	1	1	2	2	7	2	2	4	3
Carer not own child	1	1	1	1	1	1	1	2	2	2	5	6	6
Substance Misuse	0	0	0	0	0	0	0	0	0	0	2	1	1
Care Leaver	1	2	1	1	2	2	2	0	0	0	0	1	1
subset CL resp. not known	0	0	0	0	0	0	0	0	0	0	0	0	0
subset CL KCC responsibility	0	0	0	0	1	1	1	0	0	0	0	1	1
subset CL OOC responsibility	1	1	1	1	1	1	1	0	0	0	0	0	0
Supervised by YOT	1	0	0	0	1	0	1	2	2	3	3	3	3
Pregnancy	1	1	1	1	1	1	1	2	2	2	2	5	5
Parent not caring for own child	0	0	0	0	0	0	0	0	0	0	0	0	0
SEND (16-18 year olds)	16	12	10	11	10	11	13	26	35	54	113	63	55
SEND (19+ year olds)	3	10	19	20	20	23	23	25	26	26	34	263	266
Total not known with at least one vulnerable group	23	18	16	17	18	18	22	43	58	77	147	104	94

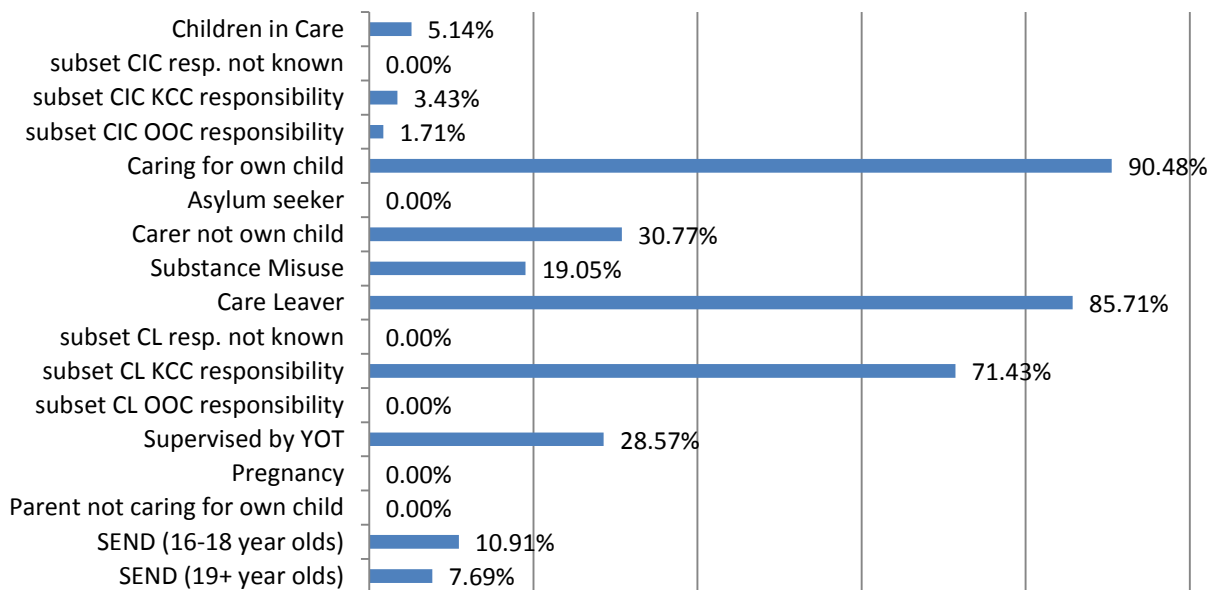
16-18 Year old NEET Leavers & Joiners	Aged 16	Aged 17	Aged 18	16-18 Total	Aged 19
Leaving NEET Total	5	5	5	15	9
Education	1	0	0	1	0
Employment	3	3	4	10	0
Government supported training	0	1	0	1	0
Re-engagement Provision	0	0	0	0	0
Transfer to another LA	1	1	1	3	0
Age reached where no active record required	0	0	0	0	9
Left England so no longer active record	0	0	0	0	0
Found to be a duplicate record	0	0	0	0	0
Deceased	0	0	0	0	0
Custodial Sentence	0	0	0	0	0
Cannot Be Contacted	0	0	0	0	0
Refused to disclose activity	0	0	0	0	0
Unknown Activity	0	0	0	0	0
Other Reason	0	0	0	0	0
Joining NEET Total	8	3	4	15	0
Education	4	0	0	4	0
Employment	0	0	2	2	0
Training	3	1	0	4	0
Re-engagement Provision	0	0	0	0	0
From other area	0	0	0	0	0
Other (inc custodial sentence)	1	2	2	5	0
Joiners>Leavers	-3	2	1	0	9

16-18 Year Old NEET Labour Market Summary	No	%
Available:		
Working not for reward	6	4.48%
Not yet ready for work or learning	13	9.70%
Start Date agreed (other)	3	2.24%
Start Date agreed (RPA compliant)	7	5.22%
Seeking EET	105	78.36%
Available Total	134	100%
Unavailable:		
Young carers	3	5.17%
Teenage parents	16	27.59%
Illness	29	50.00%
Pregnancy	9	15.52%
Religious grounds	0	0.00%
Unlikely to be economically active	1	1.72%
Other reason	0	0.00%
Unavailable Total	58	100%

NEET Leavers and Joiners



% of Vulnerable Cohorts who are NEET



Education and Young People's Services Performance Management

NEET Monthly Report - Canterbury

16-18 year old cohort by Vulnerable Group	Jul-16	Jun-16	May-16	Apr-16	Mar-16	Feb-16	Jan-16	Dec-15	Nov-15	Oct-15	Sep-15	Aug-15	Jul-15
Children in Care	185	185	188	190	189	184	174	180	176	85	80	85	85
subset CIC resp. not known	0	0	0	0	0	0	0	2	2	2	2	2	2
subset CIC KCC responsibility	145	145	148	149	147	142	132	132	128	38	36	43	43
subset CIC OOC responsibility	39	39	40	41	42	42	42	46	46	45	42	40	40
Caring for own child	28	27	28	27	28	29	26	22	18	16	14	36	35
Asylum seeker	114	144	115	113	111	104	99	91	89	5	1	7	7
Carer not own child	8	7	7	6	7	7	7	6	6	6	6	4	4
Substance Misuse	9	9	9	9	9	9	9	9	9	9	9	9	9
Care Leaver	37	37	36	36	35	34	34	0	0	0	0	6	6
subset CL resp. not known	0	0	0	0	0	0	0	0	0	0	0	0	0
subset CL KCC responsibility	35	35	35	35	34	33	33	0	0	0	0	6	6
subset CL OOC responsibility	1	1	1	1	1	1	1	0	0	0	0	0	0
Supervised by YOT	4	10	12	12	12	12	6	6	7	27	28	20	20
Pregnancy	21	22	22	22	22	17	17	17	16	15	14	24	24
Parent not caring for own child	0	0	0	0	0	0	0	0	0	0	0	0	0
SEND (16-18 year olds)	242	242	243	245	242	244	244	245	244	242	226	221	222
SEND (19+ year olds)	25	27	28	32	38	44	52	54	53	57	59	343	345
Total 16-18 cohort with at least one vulnerable group	493	497	501	501	497	488	472	440	434	357	332	357	356

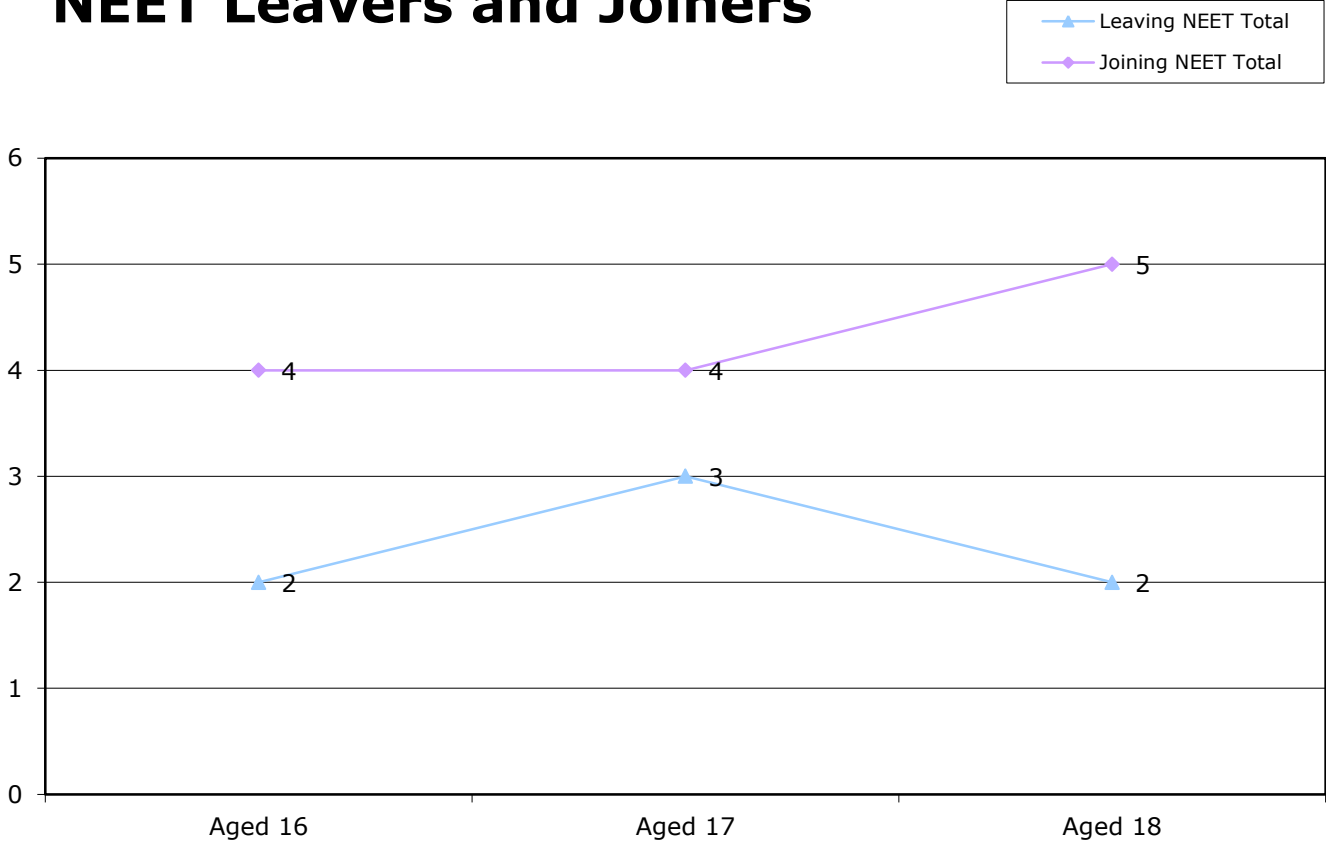
16-18 year old NEET by Vulnerable Group	Jul-16	Jun-16	May-16	Apr-16	Mar-16	Feb-16	Jan-16	Dec-15	Nov-15	Oct-15	Sep-15	Aug-15	Jul-15
Children in Care	14	15	15	19	20	22	22	18	12	13	11	14	14
subset CIC resp. not known	0	0	0	0	0	0	0	1	1	2	1	1	1
subset CIC KCC responsibility	12	12	12	15	15	16	16	10	7	7	7	8	8
subset CIC OOC responsibility	3	3	3	4	5	6	6	7	4	5	3	5	5
Caring for own child	15	14	15	15	18	19	17	13	10	9	7	22	22
Asylum seeker	1	1	1	1	1	1	1	0	0	1	0	1	1
Carer not own child	3	2	2	2	3	2	2	1	1	0	0	0	0
Substance Misuse	0	0	0	1	1	1	1	1	1	1	1	2	2
Care Leaver	4	4	4	4	3	4	5	0	0	0	0	5	5
subset CL resp. not known	0	0	0	4	0	0	0	0	0	0	0	0	0
subset CL KCC responsibility	4	4	4	0	3	3	4	0	0	0	0	5	5
subset CL OOC responsibility	0	0	0	0	0	1	1	0	0	0	0	0	0
Supervised by YOT	2	6	8	8	9	10	4	4	5	7	8	7	7
Pregnancy	17	17	17	17	17	13	15	15	14	14	12	19	19
Parent not caring for own child	0	0	0	0	0	0	0	0	0	0	0	0	0
SEND (16-18 year olds)	40	39	39	39	38	40	37	30	24	21	22	27	26
SEND (19+ year olds)	2	2	3	5	7	8	8	9	8	9	9	78	78
Total 16-18 NEET with at least one vulnerable group	86	87	89	92	96	96	89	68	58	56	51	82	80

16-18 year old Not Knowns by Vulnerable Group	Jul-16	Jun-16	May-16	Apr-16	Mar-16	Feb-16	Jan-16	Dec-15	Nov-15	Oct-15	Sep-15	Aug-15	Jul-15
Children in Care	5	5	3	1	2	3	3	18	21	30	55	47	44
subset CIC resp. not known	0	0	0	0	0	0	0	0	0	0	1	1	1
subset CIC KCC responsibility	0	3	1	1	1	1	1	12	14	20	25	19	19
subset CIC OOC responsibility	2	0	2	0	1	2	2	6	7	10	29	27	24
Caring for own child	3	3	3	3	4	4	4	5	6	6	7	11	9
Asylum seeker	1	1	2	2	2	1	1	1	2	1	1	6	6
Carer not own child	2	2	2	2	2	2	2	3	3	4	5	2	2
Substance Misuse	2	2	3	2	1	1	1	1	2	2	5	4	4
Care Leaver	5	3	3	4	4	3	4	0	0	0	0	1	1
subset CL resp. not known	0	0	0	0	0	0	0	0	0	0	0	0	0
subset CL KCC responsibility	3	3	3	4	4	3	4	0	0	0	0	1	1
subset CL OOC responsibility	0	0	0	0	0	0	0	0	0	0	0	0	0
Supervised by YOT	1	2	2	2	1	1	1	0	1	11	15	9	8
Pregnancy	0	1	1	1	1	1	1	1	1	1	2	3	3
Parent not caring for own child	0	0	0	0	0	0	0	0	0	0	0	0	0
SEND (16-18 year olds)	17	16	15	14	16	16	19	36	46	72	131	116	112
SEND (19+ year olds)	6	8	13	17	19	24	34	34	35	38	48	259	260
Total not known with at least one vulnerable group	33	33	30	27	30	29	33	56	71	111	193	170	160

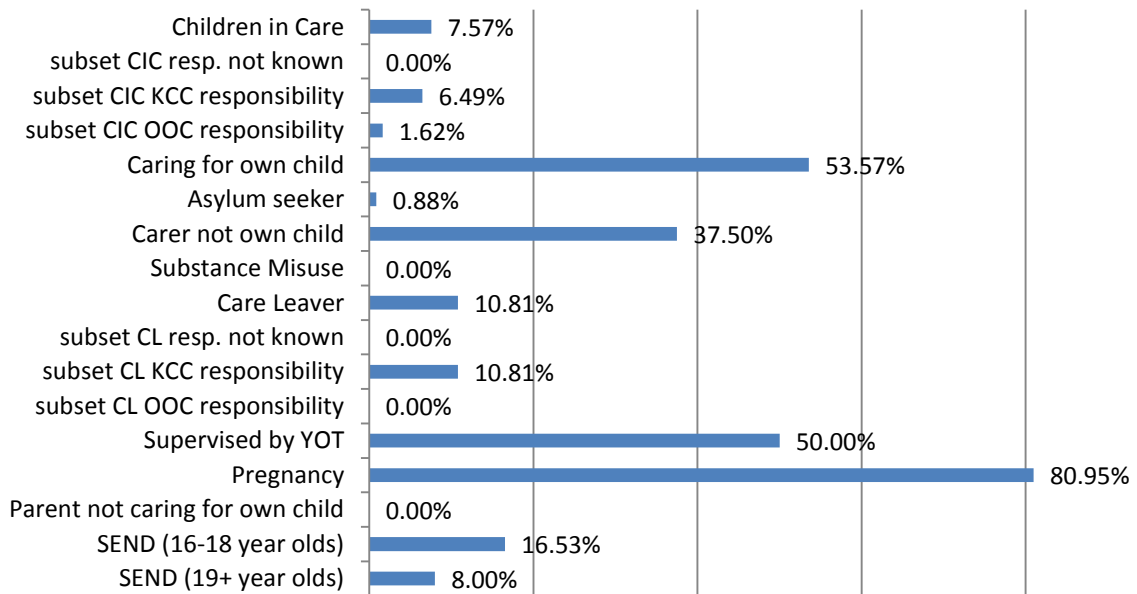
16-18 Year old NEET Leavers & Joiners	Aged 16	Aged 17	Aged 18	16-18 Total	Aged 19
Leaving NEET Total	2	3	2	7	9
Education	0	0	0	0	0
Employment	2	3	2	7	0
Government supported training	0	0	0	0	0
Re-engagement Provision	0	0	0	0	0
Transfer to another LA	0	0	0	0	0
Age reached where no active record required	0	0	0	0	9
Left England so no longer active record	0	0	0	0	0
Found to be a duplicate record	0	0	0	0	0
Deceased	0	0	0	0	0
Custodial Sentence	0	0	0	0	0
Cannot Be Contacted	0	0	0	0	0
Refused to disclose activity	0	0	0	0	0
Unknown Activity	0	0	0	0	0
Other Reason	0	0	0	0	0
Joining NEET Total	4	4	5	13	0
Education	2	1	0	3	0
Employment	0	0	3	3	0
Training	1	1	0	2	0
Re-engagement Provision	0	0	0	0	0
From other area	0	0	0	0	0
Other (inc custodial sentence)	1	2	2	5	0
Joiners>Leavers	-2	-1	-3	-6	9

16-18 Year Old NEET Labour Market Summary	No	%
Available:		
Working not for reward	6	2.88%
Not yet ready for work or learning	15	7.21%
Start Date agreed (other)	2	0.96%
Start Date agreed (RPA compliant)	4	1.92%
Seeking EET	181	87.02%
Available Total	208	100%
Unavailable:		
Young carers	2	3.28%
Teenage parents	13	21.31%
Illness	31	50.82%
Pregnancy	12	19.67%
Religious grounds	0	0.00%
Unlikely to be economically active	3	4.92%
Other reason	0	0.00%
Unavailable Total	61	100%

NEET Leavers and Joiners



% of Vulnerable Cohorts who are NEET



Education and Young People's Services Performance Management

NEET Monthly Report - Dartford

16-18 year old cohort by Vulnerable Group	Jul-16	Jun-16	May-16	Apr-16	Mar-16	Feb-16	Jan-16	Dec-15	Nov-15	Oct-15	Sep-15	Aug-15	Jul-15
Children in Care	32	31	31	31	31	32	30	37	37	31	27	31	29
subset CIC resp. not known	0	0	0	0	0	0	0	1	1	1	1	1	1
subset CIC KCC responsibility	23	22	22	22	22	23	22	25	25	19	16	19	17
subset CIC OOC responsibility	9	9	9	9	9	9	8	11	11	11	10	11	11
Caring for own child	18	17	15	14	14	13	13	14	10	6	4	16	16
Asylum seeker	10	10	10	10	11	10	9	3	3	0	0	1	1
Carer not own child	2	2	2	2	2	2	2	2	2	2	1	5	5
Substance Misuse	1	1	1	1	1	1	1	1	1	1	1	2	1
Care Leaver	13	13	13	12	12	11	11	0	0	0	0	2	2
subset CL resp. not known	0	0	0	0	0	0	0	0	0	0	0	0	0
subset CL KCC responsibility	13	13	13	12	12	11	11	0	0	0	0	2	2
subset CL OOC responsibility	0	0	0	0	0	0	0	0	0	0	0	0	0
Supervised by YOT	7	8	8	8	8	8	7	6	6	11	10	11	10
Pregnancy	6	5	6	7	7	7	7	6	2	2	3	7	6
Parent not caring for own child	0	0	0	0	0	0	0	0	0	0	0	1	1
SEND (16-18 year olds)	116	117	119	119	112	113	112	112	111	112	120	114	114
SEND (19+ year olds)	9	10	15	18	23	24	27	30	34	36	37	248	248
Total 16-18 cohort with at least one vulnerable group	177	177	179	178	172	171	168	163	154	150	153	175	172

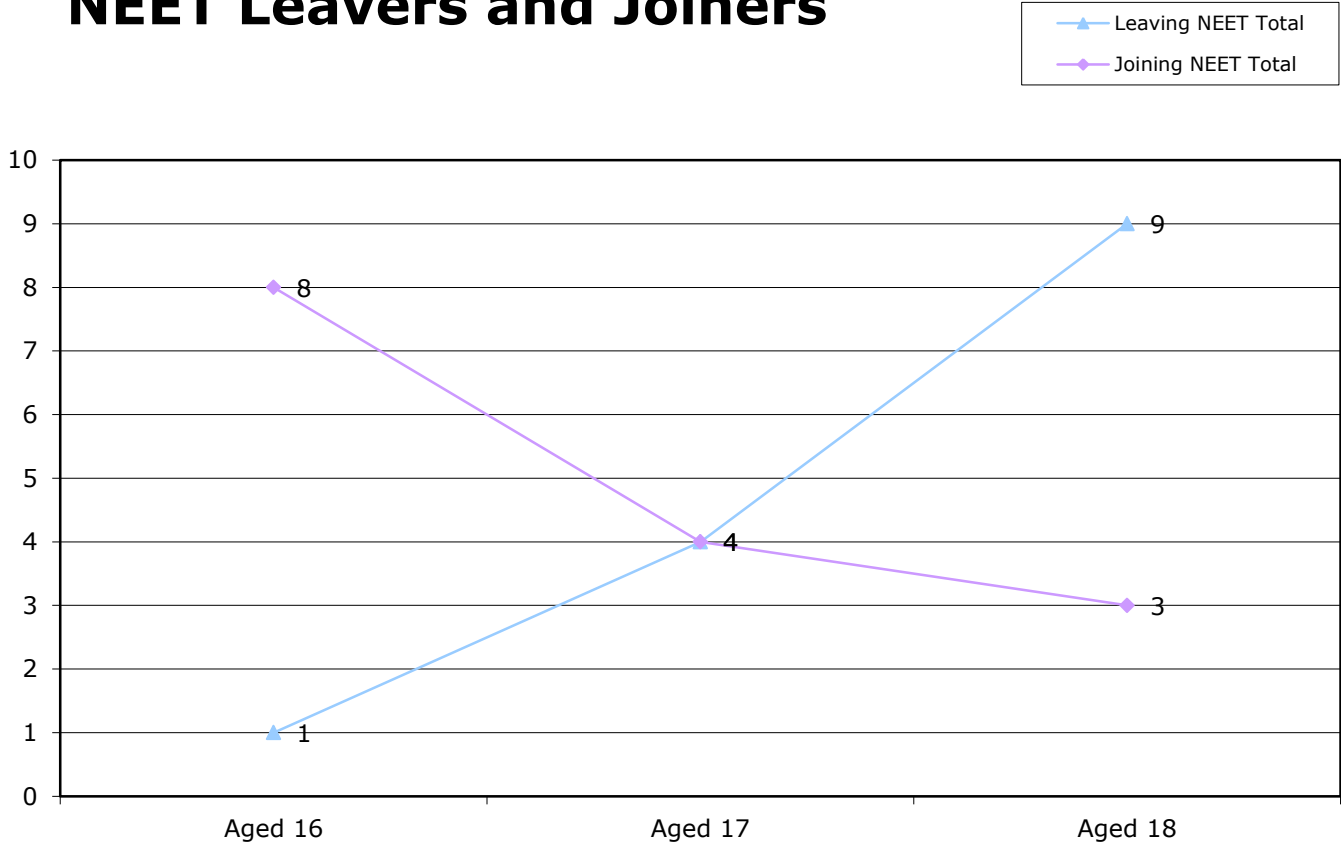
16-18 year old NEET by Vulnerable Group	Jul-16	Jun-16	May-16	Apr-16	Mar-16	Feb-16	Jan-16	Dec-15	Nov-15	Oct-15	Sep-15	Aug-15	Jul-15
Children in Care	8	7	6	5	4	4	2	6	7	8	7	10	8
subset CIC resp. not known	0	0	0	0	0	0	0	1	1	1	1	1	1
subset CIC KCC responsibility	5	5	5	4	3	3	2	4	5	6	5	7	5
subset CIC OOC responsibility	1	1	1	1	1	1	0	1	1	1	1	2	2
Caring for own child	13	12	11	10	10	9	10	12	8	5	4	15	15
Asylum seeker	0	0	0	0	0	0	0	0	0	0	0	1	1
Carer not own child	1	0	1	1	1	1	0	0	0	0	0	1	1
Substance Misuse	1	1	1	1	0	0	0	0	0	0	0	0	0
Care Leaver	4	4	4	5	4	4	4	0	0	0	0	0	0
subset CL resp. not known	0	0	0	0	0	0	0	0	0	0	0	0	0
subset CL KCC responsibility	4	4	4	5	4	4	4	0	0	0	0	0	0
subset CL OOC responsibility	0	0	0	0	0	0	0	0	0	0	0	0	0
Supervised by YOT	5	4	2	3	2	2	1	1	2	4	4	3	4
Pregnancy	5	4	5	5	5	5	5	5	1	1	2	4	3
Parent not caring for own child	0	0	0	0	0	0	0	0	0	0	0	1	1
SEND (16-18 year olds)	14	15	15	15	13	13	11	11	8	5	7	7	6
SEND (19+ year olds)	1	1	1	1	2	2	2	2	4	5	4	42	42
Total 16-18 NEET with at least one vulnerable group	43	40	41	36	35	31	33	23	20	20	35	32	28

16-18 year old Not Knowns by Vulnerable Group	Jul-16	Jun-16	May-16	Apr-16	Mar-16	Feb-16	Jan-16	Dec-15	Nov-15	Oct-15	Sep-15	Aug-15	Jul-15
Children in Care	1	0	0	0	1	2	3	8	9	13	16	14	12
subset CIC resp. not known	0	0	0	0	0	0	0	0	0	0	0	0	0
subset CIC KCC responsibility	0	1	0	0	0	1	2	4	4	7	8	7	7
subset CIC OOC responsibility	0	0	0	0	1	1	1	4	5	6	8	7	5
Caring for own child	0	0	0	0	0	0	0	0	0	0	0	1	1
Asylum seeker	0	0	0	0	0	0	0	0	0	0	0	0	0
Carer not own child	0	1	0	0	0	0	1	1	1	1	1	3	3
Substance Misuse	0	0	0	0	1	1	1	1	0	0	0	1	1
Care Leaver	1	1	1	1	2	1	2	0	0	0	0	2	2
subset CL resp. not known	0	0	0	0	0	0	0	0	0	0	0	0	0
subset CL KCC responsibility	1	1	1	1	2	1	2	0	0	0	0	2	2
subset CL OOC responsibility	0	0	0	0	0	0	0	0	0	0	0	0	0
Supervised by YOT	1	0	0	0	0	0	0	3	2	3	4	6	3
Pregnancy	1	1	1	1	1	1	1	1	1	1	1	3	3
Parent not caring for own child	0	0	0	0	0	0	0	0	0	0	0	0	0
SEND (16-18 year olds)	8	4	6	6	8	6	9	17	29	39	68	52	48
SEND (19+ year olds)	2	3	8	12	10	11	13	15	17	18	31	201	194
Total not known with at least one vulnerable group	10	7	8	8	12	10	14	26	38	52	84	78	70

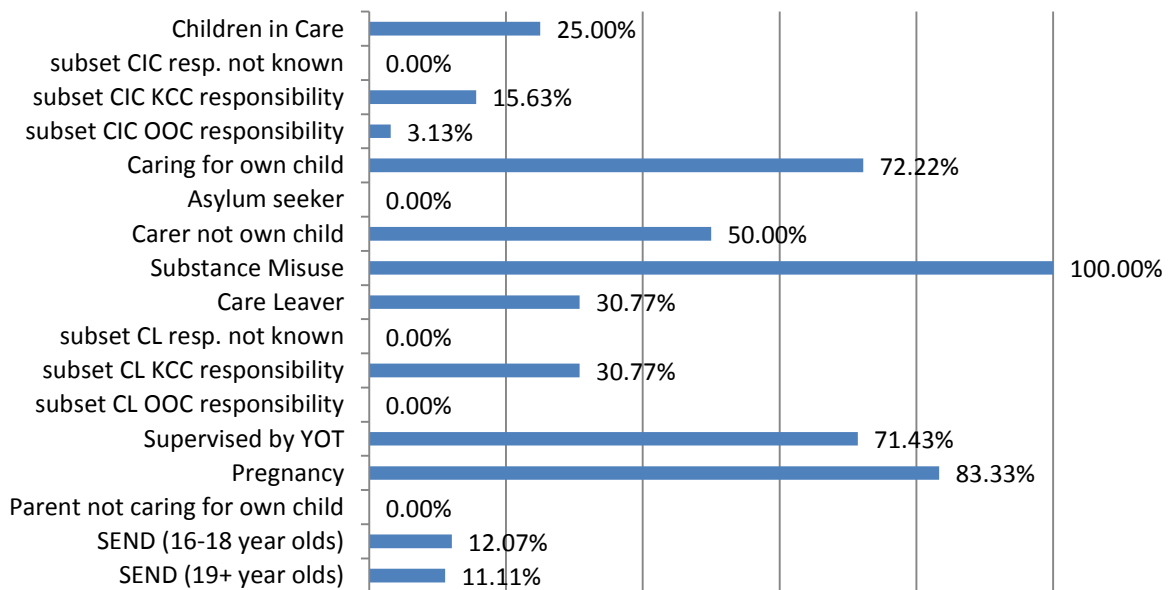
16-18 Year old NEET Leavers & Joiners	Aged 16	Aged 17	Aged 18	16-18 Total	Aged 19
Leaving NEET Total	1	4	9	14	5
Education	0	0	0	0	0
Employment	1	3	8	12	0
Government supported training	0	0	1	1	0
Re-engagement Provision	0	0	0	0	0
Transfer to another LA	0	0	0	0	0
Age reached where no active record required	0	0	0	0	5
Left England so no longer active record	0	1	0	1	0
Found to be a duplicate record	0	0	0	0	0
Deceased	0	0	0	0	0
Custodial Sentence	0	0	0	0	0
Cannot Be Contacted	0	0	0	0	0
Refused to disclose activity	0	0	0	0	0
Unknown Activity	0	0	0	0	0
Other Reason	0	0	0	0	0
Joining NEET Total	8	4	3	15	0
Education	0	0	0	0	0
Employment	0	1	0	1	0
Training	6	2	0	8	0
Re-engagement Provision	0	0	0	0	0
From other area	0	0	0	0	0
Other (inc custodial sentence)	2	1	3	6	0
Joiners>Leavers	-7	0	6	-1	5

16-18 Year Old NEET Labour Market Summary	No	%
Available:		
Working not for reward	1	0.70%
Not yet ready for work or learning	4	2.82%
Start Date agreed (other)	1	0.70%
Start Date agreed (RPA compliant)	11	7.75%
Seeking EET	125	88.03%
Available Total	142	100%
Unavailable:		
Young carers	0	0.00%
Teenage parents	12	35.29%
Illness	17	50.00%
Pregnancy	4	11.76%
Religious grounds	0	0.00%
Unlikely to be economically active	1	2.94%
Other reason	0	0.00%
Unavailable Total	34	100%

NEET Leavers and Joiners



% of Vulnerable Cohorts who are NEET



Education and Young People's Services Performance Management

NEET Monthly Report - Dover

16-18 year old cohort by Vulnerable Group	Jul-16	Jun-16	May-16	Apr-16	Mar-16	Feb-16	Jan-16	Dec-15	Nov-15	Oct-15	Sep-15	Aug-15	Jul-15
Children in Care	58	60	59	59	60	60	55	58	61	55	60	55	55
subset CIC resp. not known	0	0	0	0	0	0	0	0	0	0	0	0	0
subset CIC KCC responsibility	50	52	51	51	52	52	47	46	49	40	44	40	40
subset CIC OOC responsibility	8	8	8	8	8	8	8	12	12	15	16	15	15
Caring for own child	34	33	32	30	28	26	24	24	18	17	16	43	42
Asylum seeker	21	21	21	22	23	22	20	10	10	3	2	4	4
Carer not own child	10	10	9	8	6	6	6	6	6	6	6	6	6
Substance Misuse	12	12	12	13	13	13	14	14	14	13	13	16	16
Care Leaver	10	8	8	7	8	7	7	1	1	1	1	10	9
subset CL resp. not known	0	0	0	0	0	0	0	0	0	0	0	0	0
subset CL KCC responsibility	8	8	8	7	8	7	7	1	1	1	1	10	9
subset CL OOC responsibility	0	0	0	0	0	0	0	0	0	0	0	0	0
Supervised by YOT	17	21	22	23	23	21	22	15	16	30	30	27	28
Pregnancy	29	26	23	23	22	22	19	19	19	16	16	21	21
Parent not caring for own child	1	1	1	1	1	1	1	1	1	1	1	2	2
SEND (16-18 year olds)	170	170	170	169	171	170	174	178	180	190	193	173	175
SEND (19+ year olds)	18	23	27	30	30	37	41	48	52	60	63	341	341
Total 16-18 cohort with at least one vulnerable group	317	316	312	308	306	302	297	286	284	288	290	310	309

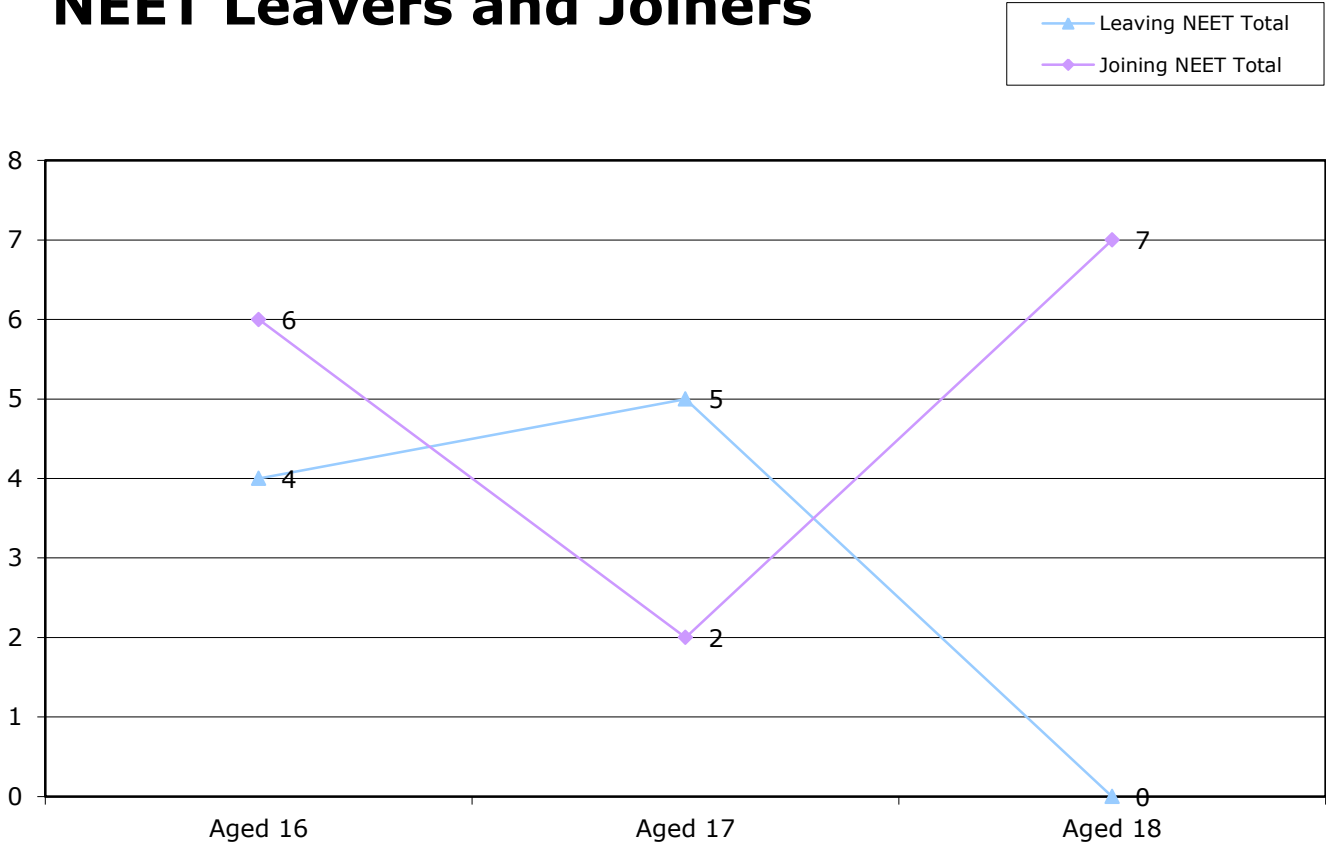
16-18 year old NEET by Vulnerable Group	Jul-16	Jun-16	Apr-16	Mar-16	Feb-16	Jan-16	Dec-15	Nov-15	Oct-15	Sep-15	Aug-15	Jul-15	Jun-15
Children in Care	6	10	7	7	6	6	13	10	9	8	14	12	11
subset CIC resp. not known	0	0	0	0	0	0	0	0	0	0	0	0	0
subset CIC KCC responsibility	6	8	6	6	5	5	12	10	9	8	12	10	
subset CIC OOC responsibility	2	2	1	1	1	1	1	0	0	0	2	2	
Caring for own child	27	25	23	20	18	17	17	11	11	11	26	25	24
Asylum seeker	0	0	1	2	1	0	1	0	0	0	0	0	0
Carer not own child	5	5	3	1	1	1	1	1	2	2	2	2	2
Substance Misuse	0	0	1	0	1	1	3	2	2	1	2	2	3
Care Leaver	3	1	2	2	2	1	0	0	0	0	7	6	6
subset CL resp. not known	0	0	0	0	0	0	0	0	0	0	0	0	
subset CL KCC responsibility	1	1	2	2	2	1	0	0	0	0	7	6	
subset CL OOC responsibility	0	0	0	0	0	0	0	0	0	0	0	0	
Supervised by YOT	5	7	10	9	7	8	5	5	7	9	11	10	9
Pregnancy	25	22	19	19	19	16	17	16	12	12	17	16	17
Parent not caring for own child	1	1	1	1	1	1	1	1	1	1	2	1	1
SEND (16-18 year olds)	21	22	18	21	17	15	15	15	13	14	20	17	17
SEND (19+ year olds)	0	2	2	2	3	3	5	5	7	9	96	96	96
Total 16-18 NEET with at least one vulnerable group	84	81	71	68	62	56	60	51	46	47	83	75	75

16-18 year old Not Knowns by Vulnerable Group	Jul-16	Jun-16	May-16	Apr-16	Mar-16	Feb-16	Jan-16	Dec-15	Nov-15	Oct-15	Sep-15	Aug-15	Jul-15
Children in Care	5	3	2	2	2	1	3	13	17	29	41	25	17
subset CIC resp. not known	0	0	0	0	0	0	0	0	0	0	0	0	0
subset CIC KCC responsibility	2	3	2	2	2	1	3	9	12	19	27	16	11
subset CIC OOC responsibility	0	0	0	0	0	0	0	4	5	10	14	9	6
Caring for own child	3	3	3	3	3	3	3	3	3	4	4	15	12
Asylum seeker	3	3	3	3	3	1	1	1	2	2	2	4	3
Carer not own child	1	1	1	1	1	1	1	1	2	2	2	4	4
Substance Misuse	2	1	1	1	1	1	2	2	3	5	8	8	6
Care Leaver	4	3	3	3	4	3	3	0	0	0	0	3	3
subset CL resp. not known	0	0	0	0	0	0	0	0	0	0	0	0	0
subset CL KCC responsibility	3	3	3	3	4	3	3	0	0	0	0	3	3
subset CL OOC responsibility	0	0	0	0	0	0	0	0	0	0	0	0	0
Supervised by YOT	5	4	3	2	2	2	2	3	4	13	15	9	7
Pregnancy	4	3	2	2	1	1	1	1	2	2	3	3	4
Parent not caring for own child	0	0	0	0	0	0	0	0	0	0	0	0	1
SEND (16-18 year olds)	14	7	8	8	8	9	15	30	37	63	130	97	92
SEND (19+ year olds)	5	7	13	21	21	25	28	33	37	41	51	234	231
Total not known with at least one vulnerable group	32	21	20	20	20	19	25	44	57	93	173	148	132

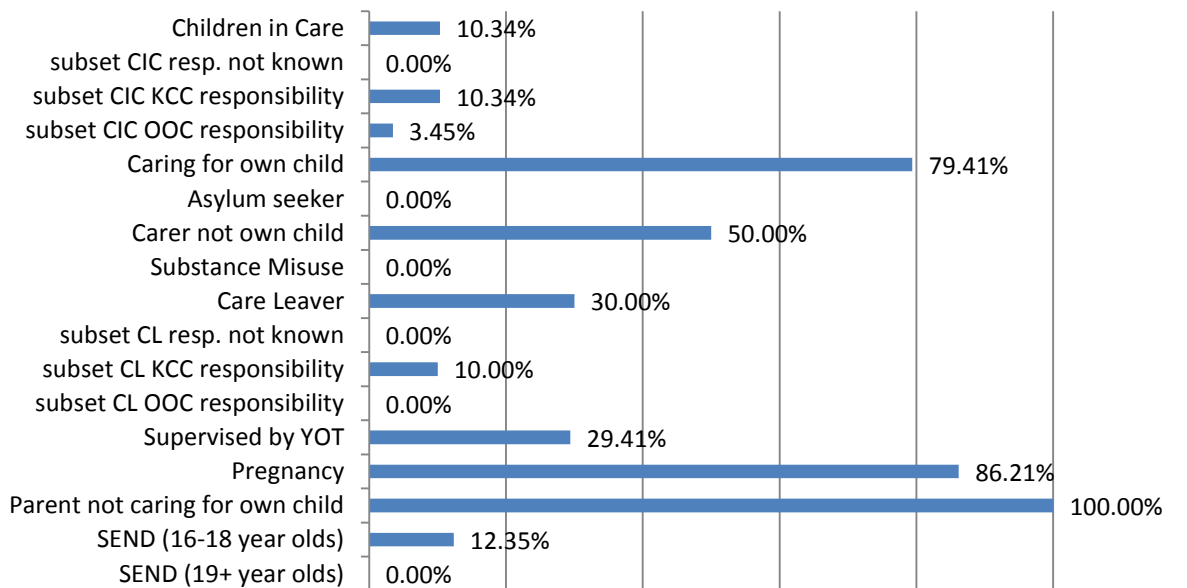
16-18 Year old NEET Leavers & Joiners	Aged 16	Aged 17	Aged 18	16-18 Total	Aged 19
Leaving NEET Total	4	5	0	9	5
Education	0	0	0	0	0
Employment	3	5	0	8	0
Government supported training	1	0	0	1	0
Re-engagement Provision	0	0	0	0	0
Transfer to another LA	0	0	0	0	0
Age reached where no active record required	0	0	0	0	5
Left England so no longer active record	0	0	0	0	0
Found to be a duplicate record	0	0	0	0	0
Deceased	0	0	0	0	0
Custodial Sentence	0	0	0	0	0
Cannot Be Contacted	0	0	0	0	0
Refused to disclose activity	0	0	0	0	0
Unknown Activity	0	0	0	0	0
Other Reason	0	0	0	0	0
Joining NEET Total	6	2	7	15	0
Education	2	1	0	3	0
Employment	0	1	5	6	0
Training	0	0	0	0	0
Re-engagement Provision	0	0	0	0	0
From other area	0	0	0	0	0
Other (inc custodial sentence)	4	0	2	6	0
Joiners>Leavers	-2	3	-7	-6	5

16-18 Year Old NEET Labour Market Summary	No	%
Available:		
Working not for reward	3	2.08%
Not yet ready for work or learning	22	15.28%
Start Date agreed (other)	1	0.69%
Start Date agreed (RPA compliant)	6	4.17%
Seeking EET	112	77.78%
Available Total	144	100%
Unavailable:		
Young carers	4	6.56%
Teenage parents	23	37.70%
Illness	17	27.87%
Pregnancy	17	27.87%
Religious grounds	0	0.00%
Unlikely to be economically active	0	0.00%
Other reason	0	0.00%
Unavailable Total	61	100%

NEET Leavers and Joiners



% of Vulnerable Cohorts who are NEET



Education and Young People's Services Performance Management

NEET Monthly Report - Gravesham

16-18 year old cohort by Vulnerable Group	Jul-16	Jun-16	May-16	Apr-16	Mar-16	Feb-16	Jan-16	Dec-15	Nov-15	Oct-15	Sep-15	Aug-15	Jul-15
Children in Care	91	89	91	91	94	88	85	94	92	52	48	40	42
subset CIC resp. not known	0	0	0	0	0	0	0	1	1	1	1	1	1
subset CIC KCC responsibility	77	75	77	77	80	74	71	75	73	35	34	25	27
subset CIC OOC responsibility	14	14	14	14	14	14	14	18	18	16	13	14	14
Caring for own child	36	35	31	31	30	29	27	23	22	18	17	27	24
Asylum seeker	56	55	55	54	56	51	47	36	36	3	3	4	4
Carer not own child	5	5	5	5	5	5	5	5	4	4	5	7	7
Substance Misuse	3	3	3	3	3	3	3	3	3	3	3	3	4
Care Leaver	17	18	18	17	17	16	16	1	1	1	1	6	6
subset CL resp. not known	0	0	0	0	0	0	0	0	0	0	0	0	0
subset CL KCC responsibility	16	17	17	17	17	16	16	1	1	1	1	6	6
subset CL OOC responsibility	1	1	1	0	0	0	0	0	0	0	0	0	0
Supervised by YOT	15	16	15	15	15	14	5	6	5	17	17	20	21
Pregnancy	12	13	15	14	14	12	12	12	13	16	16	27	31
Parent not caring for own child	0	0	0	0	0	0	0	0	0	0	0	1	1
SEND (16-18 year olds)	165	166	164	164	164	163	166	166	165	165	156	153	153
SEND (19+ year olds)	18	21	27	27	29	32	34	39	41	42	43	296	297
Total 16-18 cohort with at least one vulnerable group	316	315	313	311	313	303	294	283	279	248	237	255	257

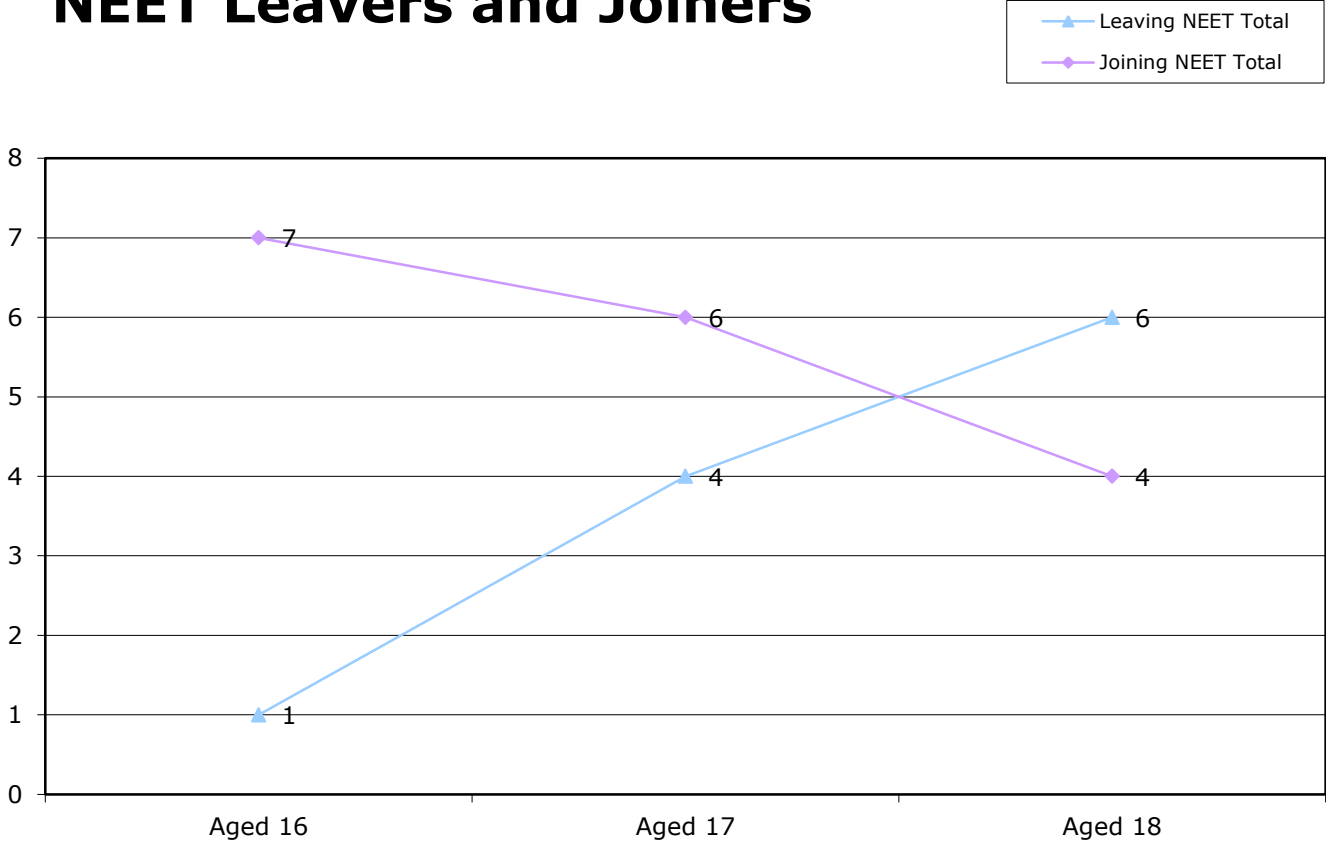
16-18 year old NEET by Vulnerable Group	Jul-16	Jun-16	May-16	Apr-16	Mar-16	Feb-16	Jan-16	Dec-15	Nov-15	Oct-15	Sep-15	Aug-15	Jul-15
Children in Care	13	9	6	9	11	10	11	20	17	16	13	15	14
subset CIC resp. not known	0	0	0	0	0	0	0	1	1	1	1	1	1
subset CIC KCC responsibility	3	3	4	6	8	8	9	17	14	13	11	10	9
subset CIC OOC responsibility	2	2	2	1	3	2	2	2	2	2	1	4	4
Caring for own child	28	28	24	23	22	23	21	17	17	13	13	20	19
Asylum seeker	1	1	1	1	1	1	1	1	1	2	2	1	1
Carer not own child	2	2	2	2	2	2	2	2	1	1	1	3	3
Substance Misuse	1	1	1	1	1	1	1	1	1	1	1	2	2
Care Leaver	7	8	8	8	8	6	6	0	0	0	0	1	1
subset CL resp. not known	0	0	0	0	0	0	0	0	0	0	0	0	0
subset CL KCC responsibility	7	8	8	8	8	6	6	0	0	0	0	1	1
subset CL OOC responsibility	0	0	0	0	0	0	0	0	0	0	0	0	0
Supervised by YOT	8	8	7	8	8	6	2	3	2	9	9	9	11
Pregnancy	6	7	9	7	7	5	5	5	5	6	6	16	20
Parent not caring for own child	0	0	0	0	0	0	0	0	0	0	0	1	1
SEND (16-18 year olds)	26	26	22	23	21	22	25	21	21	19	16	22	20
SEND (19+ year olds)	4	4	6	6	6	7	8	9	9	8	8	64	65
Total 16-18 NEET with at least one vulnerable group	77	73	66	67	67	63	61	58	54	55	50	76	78

16-18 year old Not Knowns by Vulnerable Group	Jul-16	Jun-16	May-16	Apr-16	Mar-16	Feb-16	Jan-16	Dec-15	Nov-15	Oct-15	Sep-15	Aug-15	Jul-15
Children in Care	6	5	4	1	1	1	2	8	10	15	26	16	16
subset CIC resp. not known	0	0	0	0	0	0	0	0	0	0	0	0	0
subset CIC KCC responsibility	4	0	4	1	1	1	2	3	4	9	15	8	9
subset CIC OOC responsibility	0	1	0	0	0	0	0	5	6	6	11	8	7
Caring for own child	4	4	3	3	3	3	2	2	2	2	2	5	5
Asylum seeker	2	2	2	0	0	0	0	0	0	0	1	3	2
Carer not own child	1	1	1	1	1	1	1	1	2	2	3	3	3
Substance Misuse	0	0	0	0	0	0	0	0	1	1	1	1	2
Care Leaver	1	1	1	0	0	1	1	1	1	1	1	5	5
subset CL resp. not known	0	0	0	0	0	0	0	0	0	0	0	0	0
subset CL KCC responsibility	0	0	0	0	0	1	1	1	1	1	1	5	5
subset CL OOC responsibility	1	1	1	0	0	0	0	0	0	0	0	0	0
Supervised by YOT	2	1	1	1	0	0	0	2	2	5	4	6	8
Pregnancy	3	3	4	5	4	4	3	4	5	6	8	7	8
Parent not caring for own child	0	0	0	0	0	0	0	0	0	0	0	0	0
SEND (16-18 year olds)	15	9	10	10	7	9	10	30	38	47	77	63	63
SEND (19+ year olds)	4	7	10	11	10	12	14	19	23	26	35	221	219
Total not known with at least one vulnerable group	29	21	22	19	15	17	17	43	55	69	108	94	97

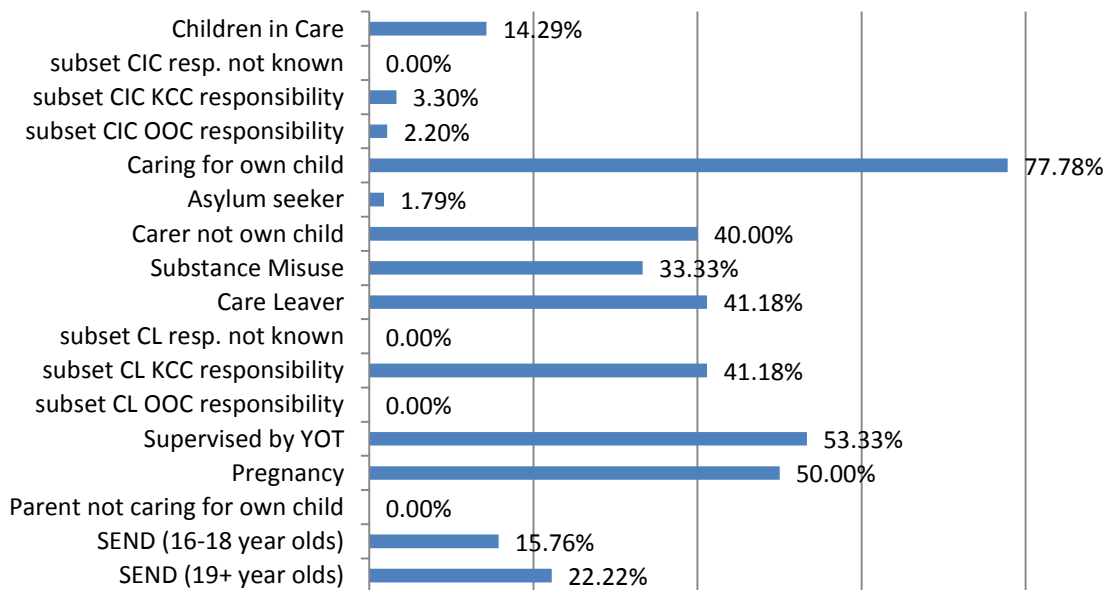
16-18 Year old NEET Leavers & Joiners	Aged 16	Aged 17	Aged 18	16-18 Total	Aged 19
Leaving NEET Total	1	4	6	11	10
Education	0	0	0	0	0
Employment	0	3	4	7	0
Government supported training	1	1	0	2	0
Re-engagement Provision	0	0	0	0	0
Transfer to another LA	0	0	0	0	0
Age reached where no active record required	0	0	0	0	10
Left England so no longer active record	0	0	0	0	0
Found to be a duplicate record	0	0	0	0	0
Deceased	0	0	0	0	0
Custodial Sentence	0	0	1	1	0
Cannot Be Contacted	0	0	0	0	0
Refused to disclose activity	0	0	0	0	0
Unknown Activity	0	0	0	0	0
Other Reason	0	0	1	1	0
Joining NEET Total	7	6	4	17	2
Education	0	2	0	2	0
Employment	0	1	3	4	0
Training	6	2	0	8	0
Re-engagement Provision	0	0	0	0	0
From other area	0	0	0	0	0
Other (inc custodial sentence)	1	1	1	3	2
Joiners>Leavers	-6	-2	2	-6	8

16-18 Year Old NEET Labour Market Summary	No	%
Available:		
Working not for reward	7	3.35%
Not yet ready for work or learning	11	5.26%
Start Date agreed (other)	2	0.96%
Start Date agreed (RPA compliant)	6	2.87%
Seeking EET	183	87.56%
Available Total	209	100%
Unavailable:		
Young carers	2	4.35%
Teenage parents	22	47.83%
Illness	19	41.30%
Pregnancy	3	6.52%
Religious grounds	0	0.00%
Unlikely to be economically active	0	0.00%
Other reason	0	0.00%
Unavailable Total	46	100%

NEET Leavers and Joiners



% of Vulnerable Cohorts who are NEET



Education and Young People's Services Performance Management

NEET Monthly Report - Maidstone

16-18 year old cohort by Vulnerable Group	Jul-16	Jun-16	May-16	Apr-16	Mar-16	Feb-16	Jan-16	Dec-15	Nov-15	Oct-15	Sep-15	Aug-15	Jul-15
Children in Care	59	63	61	62	66	63	60	71	69	39	38	43	41
subset CIC resp. not known	0	0	0	0	0	0	0	0	0	0	0	0	0
subset CIC KCC responsibility	54	57	55	56	60	57	54	62	60	30	31	35	33
subset CIC OOC responsibility	5	6	6	6	6	6	6	9	9	9	7	8	8
Caring for own child	29	28	24	23	22	22	22	19	18	14	12	35	35
Asylum seeker	37	37	38	38	39	37	36	33	32	3	2	4	4
Carer not own child	4	4	4	4	4	4	4	4	4	4	4	7	7
Substance Misuse	10	10	9	9	8	8	7	5	7	5	5	7	7
Care Leaver	19	16	16	16	15	15	14	2	2	2	2	8	8
subset CL resp. not known	0	0	0	0	0	0	0	0	0	0	0	0	0
subset CL KCC responsibility	16	15	15	15	14	14	13	1	1	1	1	6	6
subset CL OOC responsibility	1	1	1	1	1	1	1	1	1	1	1	2	2
Supervised by YOT	9	11	10	11	14	17	18	18	9	15	16	14	14
Pregnancy	21	20	20	15	13	12	9	9	9	10	9	17	17
Parent not caring for own child	0	0	0	0	0	0	0	0	0	0	0	1	1
SEND (16-18 year olds)	220	219	220	220	216	214	214	214	214	216	217	208	208
SEND (19+ year olds)	27	30	39	41	44	47	52	56	56	67	72	430	436
Total 16-18 cohort with at least one vulnerable group	346	347	342	338	336	330	323	318	311	282	280	314	312

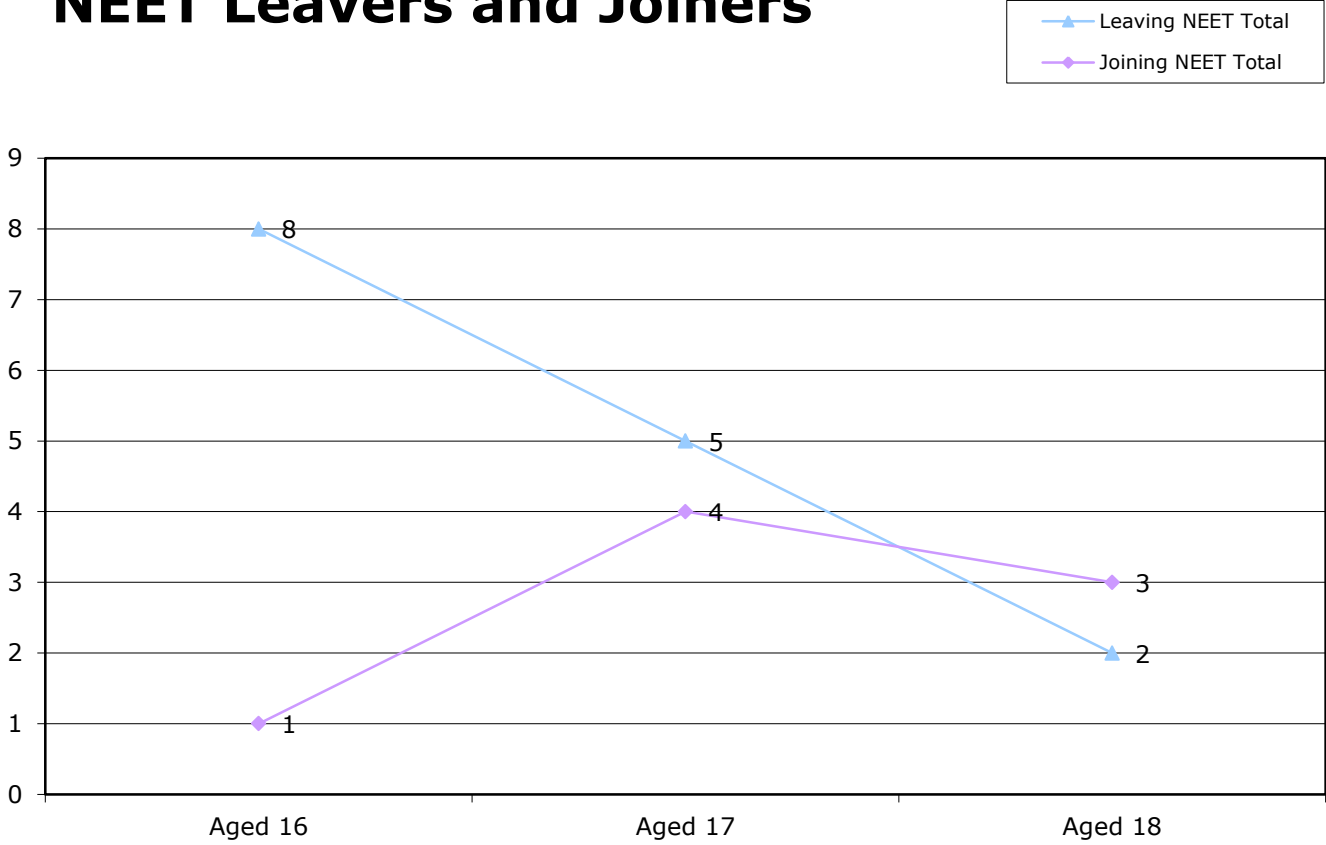
16-18 year old NEET by Vulnerable Group	Jul-16	Jun-16	May-16	Apr-16	Mar-16	Feb-16	Jan-16	Dec-15	Nov-15	Oct-15	Sep-15	Aug-15	Jul-15
Children in Care	5	6	4	6	8	7	9	12	9	8	9	10	11
subset CIC resp. not known	0	0	0	0	0	0	0	0	0	0	0	0	0
subset CIC KCC responsibility	4	5	4	6	8	7	9	12	9	8	9	9	10
subset CIC OOC responsibility	0	0	0	0	0	0	0	0	0	0	0	1	1
Caring for own child	24	24	21	20	19	19	18	16	15	11	9	26	26
Asylum seeker	0	0	0	0	0	0	0	0	0	0	0	0	0
Carer not own child	3	3	3	3	3	3	3	3	3	2	2	4	4
Substance Misuse	7	7	5	6	5	4	4	2	4	0	2	0	0
Care Leaver	5	3	2	2	1	1	2	1	1	1	1	4	4
subset CL resp. not known	0	0	0	0	0	0	0	0	0	0	0	0	0
subset CL KCC responsibility	3	2	0	2	1	1	2	1	1	1	1	4	4
subset CL OOC responsibility	0	0	0	0	0	0	0	0	0	0	0	0	0
Supervised by YOT	1	0	1	3	4	8	11	9	6	10	11	6	7
Pregnancy	16	15	16	12	10	9	6	4	4	6	5	14	14
Parent not caring for own child	0	0	0	0	0	0	0	0	0	0	0	0	0
SEND (16-18 year olds)	26	26	20	20	21	20	16	11	10	11	12	16	17
SEND (19+ year olds)	1	1	1	2	3	3	5	6	6	8	11	98	101
Total 16-18 NEET with at least one vulnerable group	78	77	67	66	65	64	58	49	43	38	38	69	69

16-18 year old Not Knowns by Vulnerable Group	Jul-16	Jun-16	May-16	Apr-16	Mar-16	Feb-16	Jan-16	Dec-15	Nov-15	Oct-15	Sep-15	Aug-15	Jul-15
Children in Care	1	2	1	0	1	0	0	9	10	13	20	20	17
subset CIC resp. not known	0	0	0	0	0	0	0	0	0	0	0	0	0
subset CIC KCC responsibility	1	2	1	0	1	0	0	6	6	9	15	15	12
subset CIC OOC responsibility	0	1	0	0	0	0	0	3	4	4	5	5	5
Caring for own child	1	1	1	1	1	1	1	1	1	2	2	6	5
Asylum seeker	1	1	1	0	0	0	0	0	1	0	2	3	3
Carer not own child	0	0	0	0	0	0	0	0	0	1	2	2	2
Substance Misuse	1	1	1	1	1	1	1	1	1	1	2	4	4
Care Leaver	4	3	3	3	4	4	4	1	1	0	0	2	1
subset CL resp. not known	0	0	0	0	0	0	0	0	0	0	0	0	0
subset CL KCC responsibility	2	2	2	2	3	3	3	0	0	0	0	1	0
subset CL OOC responsibility	1	1	1	1	1	1	1	1	1	0	0	1	1
Supervised by YOT	0	0	0	0	0	0	0	1	1	2	4	4	4
Pregnancy	1	1	1	1	1	2	2	2	2	1	1	0	0
Parent not caring for own child	0	0	0	0	0	0	0	0	0	0	0	0	0
SEND (16-18 year olds)	23	15	15	15	13	13	19	42	45	59	127	104	101
SEND (19+ year olds)	5	6	8	10	11	13	15	16	19	31	57	323	321
Total not known with at least one vulnerable group	28	21	20	19	19	19	25	51	56	74	151	137	129

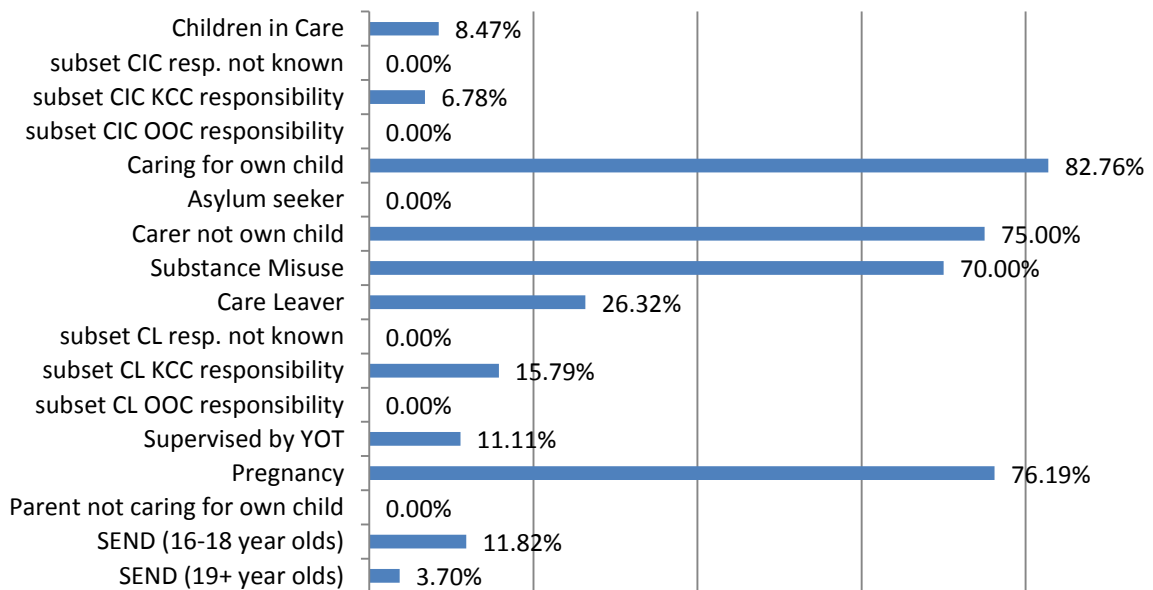
16-18 Year old NEET Leavers & Joiners	Aged 16	Aged 17	Aged 18	16-18 Total	Aged 19
Leaving NEET Total	8	5	2	15	12
Education	0	0	0	0	0
Employment	6	4	2	12	0
Government supported training	2	0	0	2	0
Re-engagement Provision	0	0	0	0	0
Transfer to another LA	0	1	0	1	0
Age reached where no active record required	0	0	0	0	12
Left England so no longer active record	0	0	0	0	0
Found to be a duplicate record	0	0	0	0	0
Deceased	0	0	0	0	0
Custodial Sentence	0	0	0	0	0
Cannot Be Contacted	0	0	0	0	0
Refused to disclose activity	0	0	0	0	0
Unknown Activity	0	0	0	0	0
Other Reason	0	0	0	0	0
Joining NEET Total	1	4	3	8	0
Education	1	1	0	2	0
Employment	0	3	2	5	0
Training	0	0	0	0	0
Re-engagement Provision	0	0	0	0	0
From other area	0	0	0	0	0
Other (inc custodial sentence)	0	0	1	1	0
Joiners>Leavers	7	1	-1	7	12

16-18 Year Old NEET Labour Market Summary	No	%
Available:		
Working not for reward	3	1.36%
Not yet ready for work or learning	6	2.73%
Start Date agreed (other)	4	1.82%
Start Date agreed (RPA compliant)	8	3.64%
Seeking EET	199	90.45%
Available Total	220	100%
Unavailable:		
Young carers	0	0.00%
Teenage parents	18	38.30%
Illness	17	36.17%
Pregnancy	10	21.28%
Religious grounds	0	0.00%
Unlikely to be economically active	2	4.26%
Other reason	0	0.00%
Unavailable Total	47	100%

NEET Leavers and Joiners



% of Vulnerable Cohorts who are NEET



Education and Young People's Services Performance Management

NEET Monthly Report - Sevenoaks

16-18 year old cohort by Vulnerable Group	Jul-16	Jun-16	May-16	Apr-16	Mar-16	Feb-16	Jan-16	Dec-15	Nov-15	Oct-15	Sep-15	Aug-15	Jul-15
Children in Care	20	21	22	22	22	22	22	23	22	21	23	16	17
subset CIC resp. not known	0	0	0	0	0	0	0	0	0	0	0	0	0
subset CIC KCC responsibility	5	6	6	6	6	6	6	7	7	6	6	4	5
subset CIC OOC responsibility	16	16	16	16	16	16	16	16	15	15	17	12	12
Caring for own child	13	13	11	8	8	7	7	6	6	6	5	13	13
Asylum seeker	1	1	1	1	1	1	1	1	1	0	0	0	0
Carer not own child	5	5	5	4	4	4	4	4	4	3	3	4	4
Substance Misuse	2	2	2	2	2	2	2	2	2	2	2	4	4
Care Leaver	1	1	1	1	1	1	1	0	0	0	0	0	0
subset CL resp. not known	0	0	0	0	0	0	0	0	0	0	0	0	0
subset CL KCC responsibility	1	1	1	1	1	1	1	0	0	0	0	0	0
subset CL OOC responsibility	0	0	0	0	0	0	0	0	0	0	0	0	0
Supervised by YOT	15	16	17	17	18	18	11	9	7	13	14	17	18
Pregnancy	8	8	5	5	3	4	4	4	5	4	4	9	9
Parent not caring for own child	0	0	0	0	0	0	0	0	0	0	0	0	0
SEND (16-18 year olds)	126	127	130	130	128	128	129	128	129	130	135	114	115
SEND (19+ year olds)	11	15	23	21	23	24	29	32	33	35	37	230	232
Total 16-18 cohort with at least one vulnerable group	176	179	179	175	172	172	165	162	162	165	170	162	164

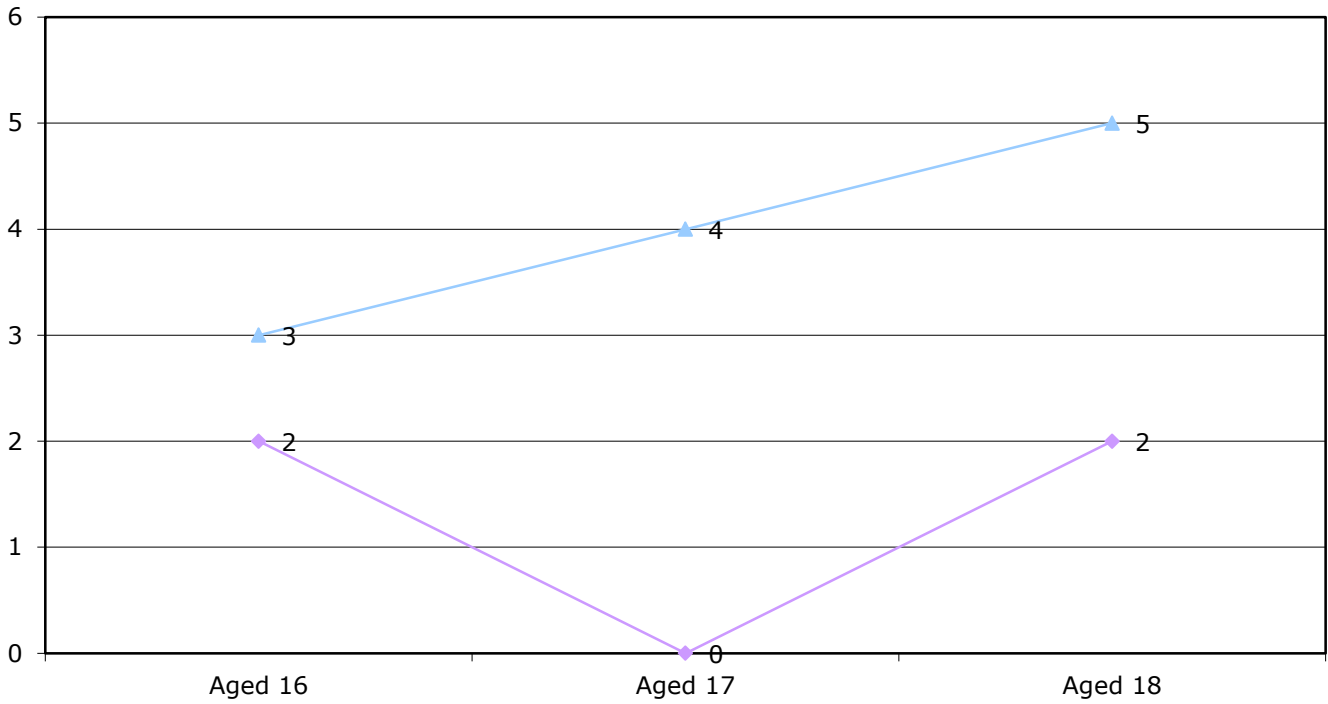
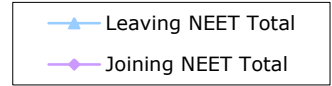
16-18 year old NEET by Vulnerable Group	Jul-16	Jun-16	May-16	Apr-16	Mar-16	Feb-16	Jan-16	Dec-15	Nov-15	Oct-15	Sep-15	Aug-15	Jul-15
Children in Care	3	4	4	4	4	3	3	2	1	1	1	1	1
subset CIC resp. not known	0	0	0	0	0	0	0	0	0	0	0	0	0
subset CIC KCC responsibility	1	2	2	2	2	1	1	1	1	1	1	0	0
subset CIC OOC responsibility	2	2	2	2	2	2	2	1	0	0	0	1	1
Caring for own child	11	11	9	6	6	5	5	4	3	3	2	8	8
Asylum seeker	0	0	0	0	0	0	0	0	0	0	0	0	0
Carer not own child	3	3	3	2	2	2	2	1	1	0	0	1	1
Substance Misuse	0	0	0	0	0	0	0	0	0	0	1	1	1
Care Leaver	0	0	0	0	0	0	0	0	0	0	0	0	0
subset CL resp. not known	0	0	0	0	0	0	0	0	0	0	0	0	0
subset CL KCC responsibility	0	0	0	0	0	0	0	0	0	0	0	0	0
subset CL OOC responsibility	0	0	0	0	0	0	0	0	0	0	0	0	0
Supervised by YOT	4	4	4	4	5	6	2	4	2	3	4	3	3
Pregnancy	8	8	5	5	3	4	4	4	5	4	4	7	7
Parent not caring for own child	0	0	0	0	0	0	0	0	0	0	0	0	0
SEND (16-18 year olds)	8	11	10	11	11	10	9	8	6	5	4	4	4
SEND (19+ year olds)	1	1	1	1	1	1	3	3	3	2	2	30	32
Total 16-18 NEET with at least one vulnerable group	31	35	30	27	26	26	21	19	16	14	14	23	23

16-18 year old Not Knowns by Vulnerable Group	Jul-16	Jun-16	May-16	Apr-16	Mar-16	Feb-16	Jan-16	Dec-15	Nov-15	Oct-15	Sep-15	Aug-15	Jul-15
Children in Care	3	2	2	2	2	2	2	7	8	9	16	8	7
subset CIC resp. not known	0	0	0	0	0	0	0	0	0	0	0	0	0
subset CIC KCC responsibility	0	1	0	0	0	0	0	2	2	2	2	1	2
subset CIC OOC responsibility	2	0	2	2	2	2	2	5	6	7	14	7	5
Caring for own child	0	0	0	0	0	0	0	0	2	2	1	2	2
Asylum seeker	0	0	0	0	0	0	0	0	0	0	0	0	0
Carer not own child	1	1	1	1	1	1	1	2	2	2	3	2	2
Substance Misuse	0	0	0	0	0	0	0	0	0	0	0	2	2
Care Leaver	1	1	1	1	1	1	1	0	0	0	0	0	0
subset CL resp. not known	0	0	0	0	0	0	0	0	0	0	0	0	0
subset CL KCC responsibility	1	1	1	1	1	1	1	0	0	0	0	0	0
subset CL OOC responsibility	0	0	0	0	0	0	0	0	0	0	0	0	0
Supervised by YOT	2	1	2	2	2	2	2	2	2	5	8	7	4
Pregnancy	0	0	0	0	0	0	0	0	0	0	0	2	2
Parent not caring for own child	0	0	0	0	0	0	0	0	0	0	0	0	0
SEND (16-18 year olds)	9	7	9	8	6	6	7	14	20	36	77	44	41
SEND (19+ year olds)	1	6	11	11	13	14	17	19	20	23	32	190	188
Total not known with at least one vulnerable group	15	12	14	13	11	11	12	22	30	48	94	60	55

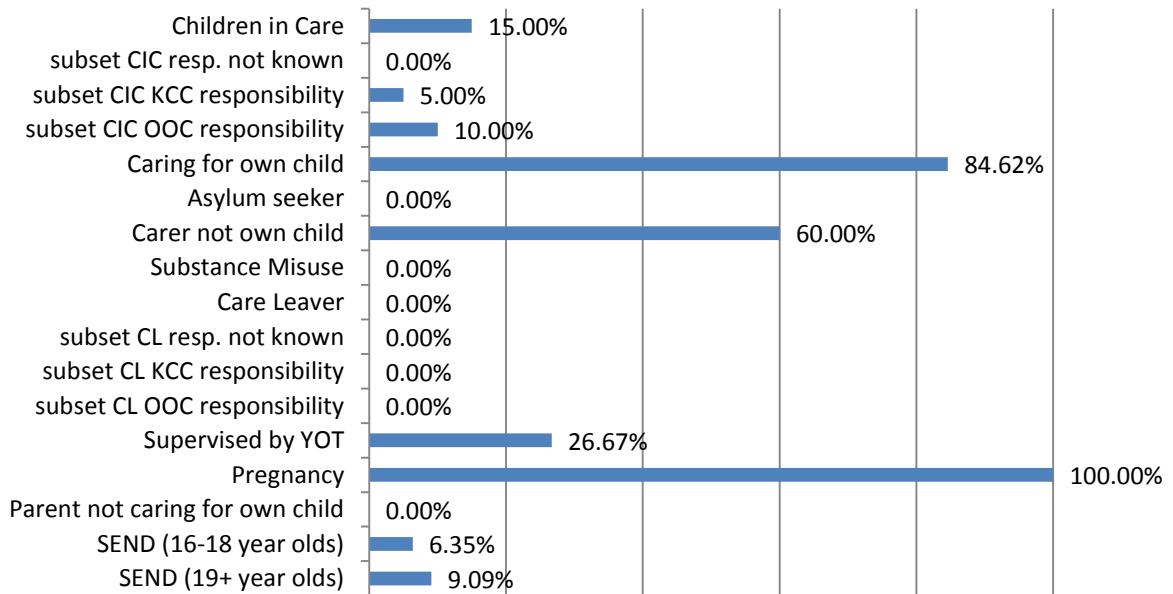
16-18 Year old NEET Leavers & Joiners	Aged 16	Aged 17	Aged 18	16-18 Total	Aged 19
Leaving NEET Total	3	4	5	12	5
Education	1	1	1	3	0
Employment	2	3	4	9	0
Government supported training	0	0	0	0	0
Re-engagement Provision	0	0	0	0	0
Transfer to another LA	0	0	0	0	0
Age reached where no active record required	0	0	0	0	5
Left England so no longer active record	0	0	0	0	0
Found to be a duplicate record	0	0	0	0	0
Deceased	0	0	0	0	0
Custodial Sentence	0	0	0	0	0
Cannot Be Contacted	0	0	0	0	0
Refused to disclose activity	0	0	0	0	0
Unknown Activity	0	0	0	0	0
Other Reason	0	0	0	0	0
Joining NEET Total	2	0	2	4	0
Education	0	0	0	0	0
Employment	0	0	1	1	0
Training	0	0	0	0	0
Re-engagement Provision	0	0	0	0	0
From other area	0	0	0	0	0
Other (inc custodial sentence)	2	0	1	3	0
Joiners>Leavers	1	4	3	8	5

16-18 Year Old NEET Labour Market Summary	No	%
Available:		
Working not for reward	4	4.35%
Not yet ready for work or learning	8	8.70%
Start Date agreed (other)	2	2.17%
Start Date agreed (RPA compliant)	0	0.00%
Seeking EET	78	84.78%
Available Total	92	100%
Unavailable:		
Young carers	1	3.57%
Teenage parents	10	35.71%
Illness	11	39.29%
Pregnancy	6	21.43%
Religious grounds	0	0.00%
Unlikely to be economically active	0	0.00%
Other reason	0	0.00%
Unavailable Total	28	100%

NEET Leavers and Joiners



% of Vulnerable Cohorts who are NEET



Education and Young People's Services Performance Management

NEET Monthly Report - Shepway

16-18 year old cohort by Vulnerable Group	Jul-16	Jun-16	May-16	Apr-16	Mar-16	Feb-16	Jan-16	Dec-15	Nov-15	Oct-15	Sep-15	Aug-15	Jul-15
Children in Care	110	111	111	109	110	108	105	112	110	76	70	60	61
subset CIC resp. not known	0	0	0	0	0	0	0	1	1	0	0	0	0
subset CIC KCC responsibility	93	95	96	94	95	93	90	96	93	59	54	50	51
subset CIC OOC responsibility	15	15	15	15	15	15	15	15	16	17	16	10	10
Caring for own child	28	28	28	28	25	24	21	18	17	18	17	48	48
Asylum seeker	47	45	45	45	46	44	44	39	38	5	2	2	2
Carer not own child	2	2	2	2	2	2	2	2	2	1	1	4	4
Substance Misuse	6	6	6	5	5	6	6	5	5	5	5	9	9
Care Leaver	20	16	16	15	15	16	17	4	4	4	4	17	18
subset CL resp. not known	0	0	0	0	0	0	0	0	0	0	0	0	0
subset CL KCC responsibility	18	16	16	15	15	16	17	4	4	4	4	17	18
subset CL OOC responsibility	0	0	0	0	0	0	0	0	0	0	0	0	0
Supervised by YOT	12	14	14	13	13	14	12	6	6	25	25	27	26
Pregnancy	21	21	19	17	17	16	15	13	12	13	13	23	21
Parent not caring for own child	3	3	3	3	2	2	2	2	2	2	2	4	4
SEND (16-18 year olds)	169	169	169	169	165	166	164	162	163	162	152	154	154
SEND (19+ year olds)	13	14	26	27	30	31	38	43	45	51	54	285	286
Total 16-18 cohort with at least one vulnerable group	336	333	331	325	318	318	309	289	288	272	258	307	306

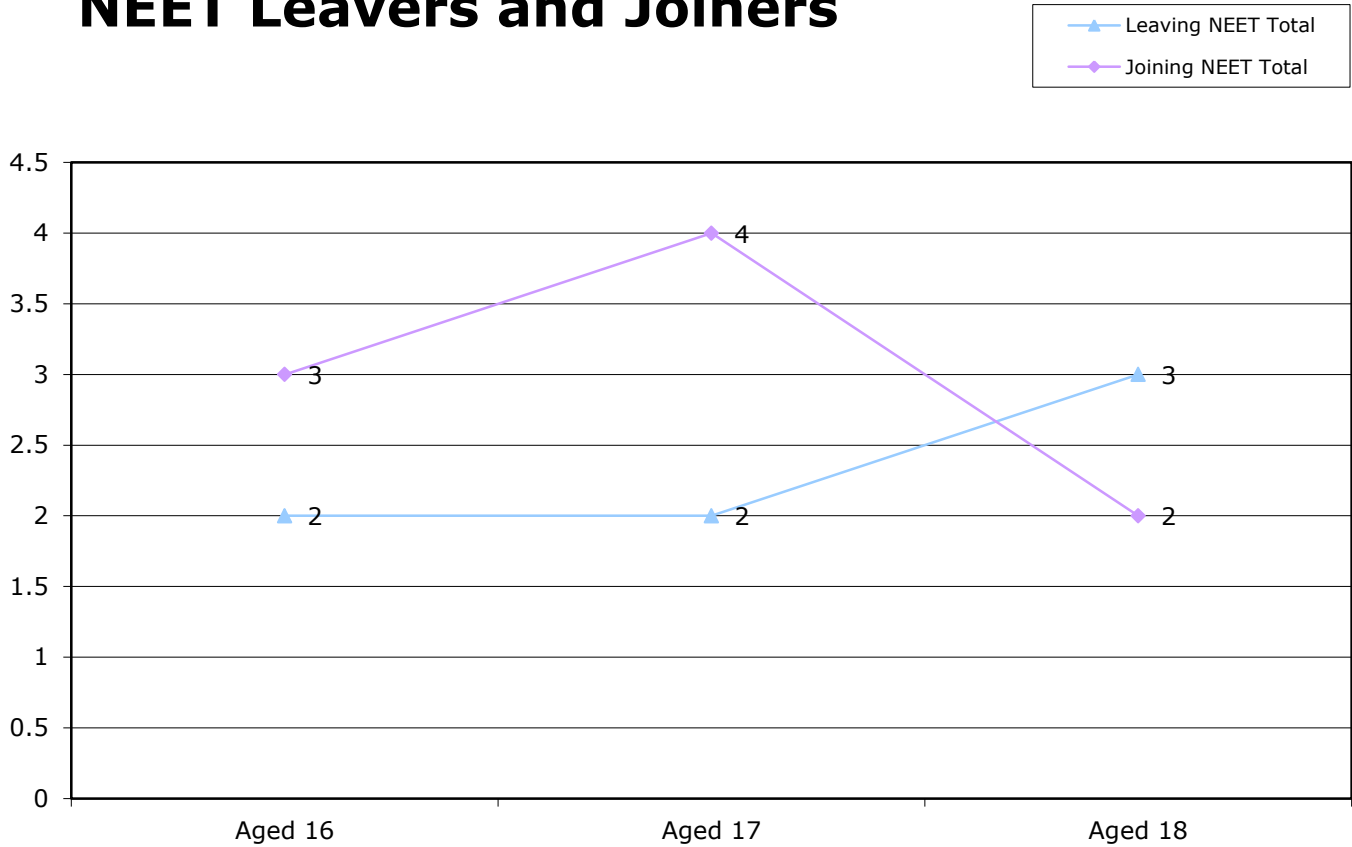
16-18 year old NEET by Vulnerable Group	Jul-16	Jun-16	May-16	Apr-16	Mar-16	Feb-16	Jan-16	Dec-15	Nov-15	Oct-15	Sep-15	Aug-15	Jul-15
Children in Care	16	16	15	13	11	9	9	11	10	10	9	11	11
subset CIC resp. not known	0	0	0	0	0	0	0	0	0	0	0	0	0
subset CIC KCC responsibility	12	13	14	12	11	9	9	11	10	9	8	10	10
subset CIC OOC responsibility	1	1	1	1	0	0	0	0	0	1	1	1	1
Caring for own child	17	17	19	20	19	18	16	13	12	12	12	34	34
Asylum seeker	2	1	1	1	1	0	0	1	1	2	1	1	1
Carer not own child	1	1	1	1	2	2	2	2	2	1	1	3	3
Substance Misuse	0	0	0	0	0	0	0	0	0	0	0	1	1
Care Leaver	7	4	4	3	3	3	2	1	1	1	1	7	7
subset CL resp. not known	0	0	0	0	0	0	0	0	0	0	0	0	0
subset CL KCC responsibility	5	4	4	3	3	3	2	1	1	1	1	7	7
subset CL OOC responsibility	0	0	0	0	0	0	0	0	0	0	0	0	0
Supervised by YOT	7	6	7	6	6	5	3	0	0	5	6	9	8
Pregnancy	14	14	12	10	9	9	9	7	6	7	7	15	13
Parent not caring for own child	0	0	0	0	0	0	0	0	0	0	0	1	1
SEND (16-18 year olds)	19	18	20	18	18	22	20	13	15	13	13	18	16
SEND (19+ year olds)	0	1	1	1	3	3	8	9	9	10	12	77	77
Total 16-18 NEET with at least one vulnerable group	71	68	69	63	61	61	53	43	42	44	44	88	83

16-18 year old Not Knowns by Vulnerable Group	Jul-16	Jun-16	May-16	Apr-16	Mar-16	Feb-16	Jan-16	Dec-15	Nov-15	Oct-15	Sep-15	Aug-15	Jul-15
Children in Care	2	3	2	3	4	4	5	15	20	26	34	27	21
subset CIC resp. not known	0	0	0	0	0	0	0	0	0	0	0	0	0
subset CIC KCC responsibility	0	1	1	2	2	2	3	13	17	21	26	23	17
subset CIC OOC responsibility	1	0	1	1	2	2	2	2	3	5	8	4	4
Caring for own child	3	2	3	3	3	3	3	3	3	4	3	9	9
Asylum seeker	0	0	0	1	1	1	1	3	4	0	0	0	0
Carer not own child	0	0	0	0	0	0	0	0	0	0	0	1	1
Substance Misuse	1	1	1	1	1	1	1	2	2	2	3	4	5
Care Leaver	4	2	1	1	1	2	5	2	2	2	2	7	7
subset CL resp. not known	0	0	0	0	0	0	0	0	0	0	0	0	0
subset CL KCC responsibility	1	1	1	1	1	2	5	2	2	2	2	7	7
subset CL OOC responsibility	0	0	0	0	0	0	0	0	0	0	0	0	0
Supervised by YOT	2	2	1	1	2	1	2	2	3	13	12	12	12
Pregnancy	2	2	4	3	3	3	3	4	4	4	4	4	3
Parent not caring for own child	2	1	1	1	1	1	1	2	2	2	2	3	3
SEND (16-18 year olds)	13	8	6	6	5	4	6	23	27	35	76	74	72
SEND (19+ year olds)	3	3	13	20	20	20	23	25	26	33	38	198	195
Total not known with at least one vulnerable group	23	14	14	14	14	15	20	42	51	75	122	125	116

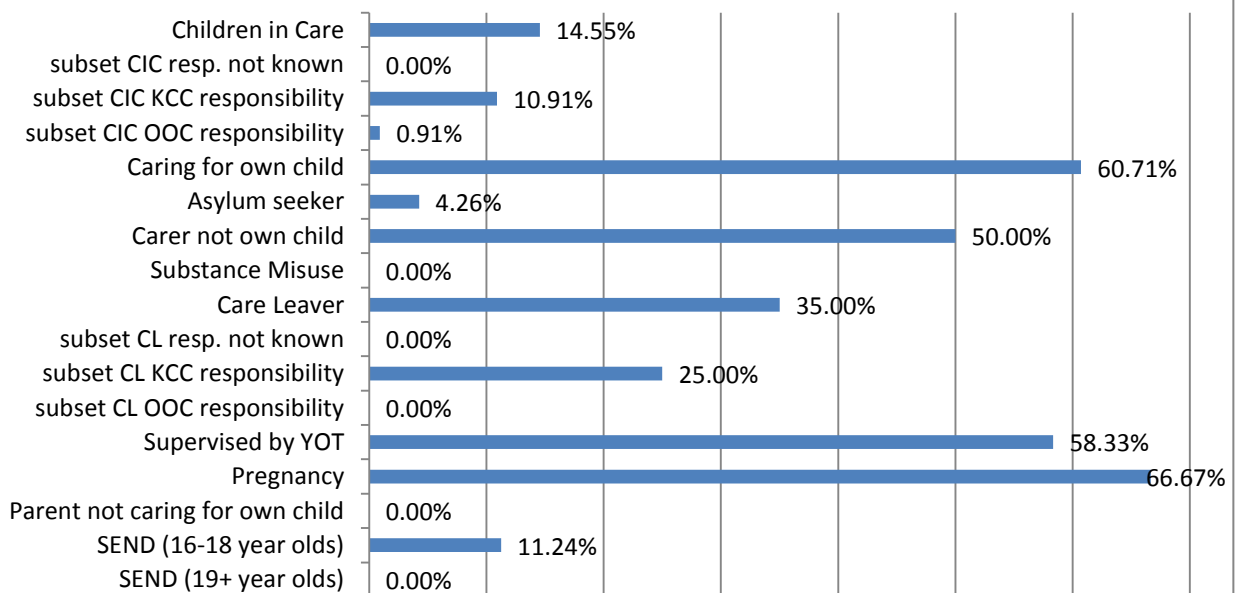
16-18 Year old NEET Leavers & Joiners	Aged 16	Aged 17	Aged 18	16-18 Total	Aged 19
Leaving NEET Total	2	2	3	7	4
Education	0	0	0	0	0
Employment	1	1	3	5	0
Government supported training	0	1	0	1	0
Re-engagement Provision	0	0	0	0	0
Transfer to another LA	0	0	0	0	0
Age reached where no active record required	0	0	0	0	4
Left England so no longer active record	0	0	0	0	0
Found to be a duplicate record	0	0	0	0	0
Deceased	0	0	0	0	0
Custodial Sentence	0	0	0	0	0
Cannot Be Contacted	0	0	0	0	0
Refused to disclose activity	0	0	0	0	0
Unknown Activity	1	0	0	1	0
Other Reason	0	0	0	0	0
Joining NEET Total	3	4	2	9	0
Education	1	1	0	2	0
Employment	1	1	1	3	0
Training	0	0	0	0	0
Re-engagement Provision	0	0	0	0	0
From other area	0	0	0	0	0
Other (inc custodial sentence)	1	2	1	4	0
Joiners>Leavers	-1	-2	1	-2	4

16-18 Year Old NEET Labour Market Summary	No	%
Available:		
Working not for reward	1	0.64%
Not yet ready for work or learning	10	6.37%
Start Date agreed (other)	1	0.64%
Start Date agreed (RPA compliant)	6	3.82%
Seeking EET	139	88.54%
Available Total	157	100%
Unavailable:		
Young carers	1	2.13%
Teenage parents	15	31.91%
Illness	21	44.68%
Pregnancy	10	21.28%
Religious grounds	0	0.00%
Unlikely to be economically active	0	0.00%
Other reason	0	0.00%
Unavailable Total	47	100%

NEET Leavers and Joiners



% of Vulnerable Cohorts who are NEET



Education and Young People's Services Performance Management

NEET Monthly Report - Swale

16-18 year old cohort by Vulnerable Group	Jul-16	Jun-16	May-16	Apr-16	Mar-16	Feb-16	Jan-16	Dec-15	Nov-15	Oct-15	Sep-15	Aug-15	Jul-15
Children in Care	97	100	100	100	100	101	94	106	105	97	98	91	94
subset CIC resp. not known	0	0	0	0	0	0	0	0	0	0	0	0	1
subset CIC KCC responsibility	61	62	62	61	61	62	54	53	52	41	41	46	47
subset CIC OOC responsibility	37	37	38	38	39	39	40	53	53	56	57	45	46
Caring for own child	56	52	48	44	41	36	32	29	27	24	23	45	44
Asylum seeker	31	31	30	29	29	29	26	14	13	2	2	5	5
Carer not own child	15	13	13	13	12	11	9	9	8	7	7	12	12
Substance Misuse	2	2	2	3	3	2	2	2	2	2	2	3	3
Care Leaver	22	22	22	23	22	23	23	3	3	3	3	8	8
subset CL resp. not known	1	1	1	1	1	1	1	1	1	1	1	0	0
subset CL KCC responsibility	17	17	17	18	17	18	18	0	0	0	0	6	6
subset CL OOC responsibility	4	4	4	4	4	4	4	2	2	2	2	2	2
Supervised by YOT	11	24	21	18	17	17	10	12	12	21	20	20	20
Pregnancy	29	32	29	31	29	28	26	25	22	24	23	37	38
Parent not caring for own child	0	0	0	0	1	1	1	1	1	1	1	2	2
SEND (16-18 year olds)	256	257	256	255	252	252	254	253	252	250	243	227	228
SEND (19+ year olds)	25	28	34	35	39	42	48	53	60	64	69	427	430
Total 16-18 cohort with at least one vulnerable group	439	448	439	435	429	422	407	389	381	374	364	401	403

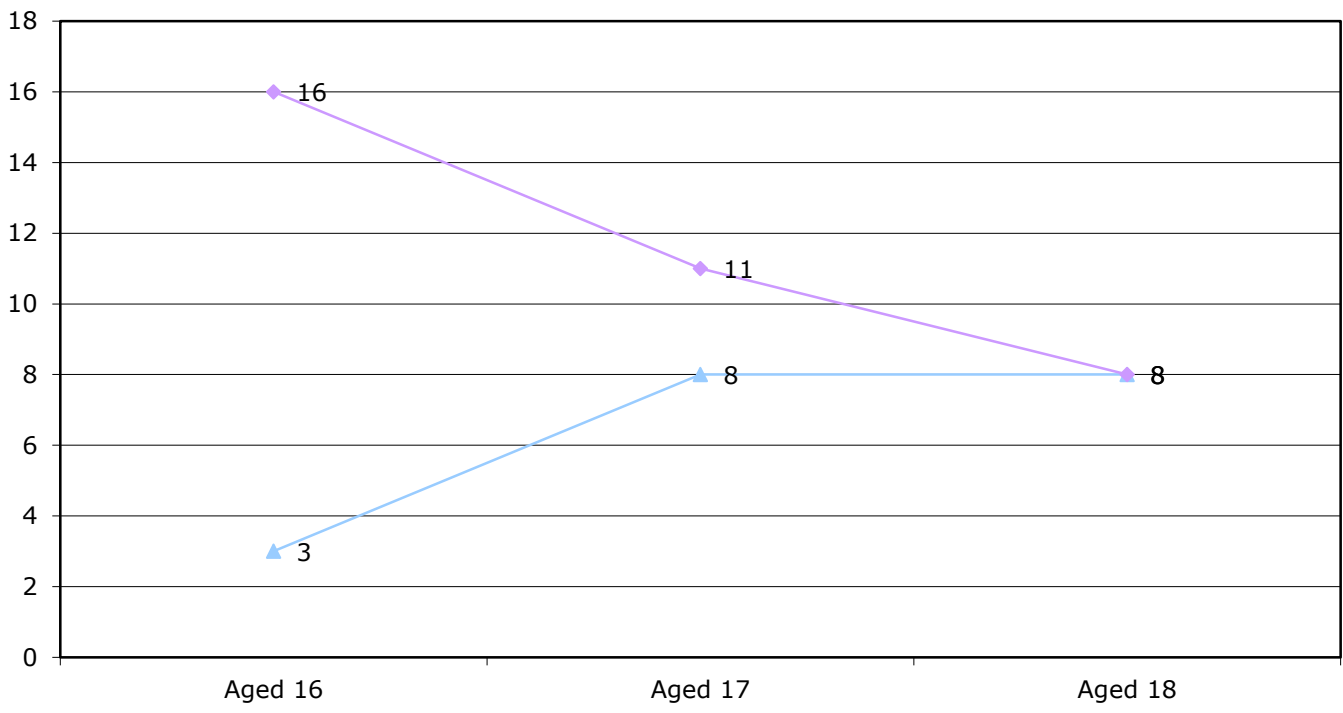
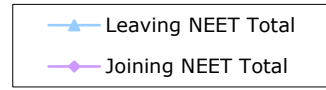
16-18 year old NEET by Vulnerable Group	Jul-16	Jun-16	May-16	Apr-16	Mar-16	Feb-16	Jan-16	Dec-15	Nov-15	Oct-15	Sep-15	Aug-15	Jul-15
Children in Care	13	9	9	11	11	8	8	10	10	11	8	12	14
subset CIC resp. not known	0	0	0	0	0	0	0	0	0	0	0	0	1
subset CIC KCC responsibility	5	5	5	6	7	5	6	6	6	6	5	7	8
subset CIC OOC responsibility	4	4	4	5	4	3	2	4	4	5	3	5	5
Caring for own child	48	45	45	41	38	33	27	26	23	21	19	39	39
Asylum seeker	1	0	0	0	1	0	0	0	0	0	0	0	0
Carer not own child	7	7	8	8	7	6	4	4	3	2	2	6	6
Substance Misuse	0	0	0	0	0	0	0	0	0	0	0	0	0
Care Leaver	8	8	8	9	7	7	4	1	1	1	2	1	1
subset CL resp. not known	0	0	0	0	0	0	0	0	0	0	1	0	0
subset CL KCC responsibility	6	6	6	7	5	6	3	0	0	1	0	0	0
subset CL OOC responsibility	2	2	2	2	2	1	1	1	1	0	1	1	1
Supervised by YOT	5	7	8	7	6	3	3	5	5	6	5	6	6
Pregnancy	20	22	18	22	22	20	19	17	13	13	13	26	27
Parent not caring for own child	0	0	0	0	1	1	1	1	1	1	1	1	1
SEND (16-18 year olds)	45	37	36	37	39	38	33	30	29	25	26	35	36
SEND (19+ year olds)	0	1	2	5	5	5	6	8	11	11	11	115	118
Total 16-18 NEET with at least one vulnerable group	127	117	117	119	118	104	91	85	76	69	66	116	118

16-18 year old Not Knowns by Vulnerable Group	Jul-16	Jun-16	May-16	Apr-16	Mar-16	Feb-16	Jan-16	Dec-15	Nov-15	Oct-15	Sep-15	Aug-15	Jul-15
Children in Care	3	5	3	3	3	5	7	30	30	48	73	51	41
subset CIC resp. not known	0	0	0	0	0	0	0	0	0	0	0	0	0
subset CIC KCC responsibility	0	3	0	0	0	2	2	14	14	20	27	25	20
subset CIC OOC responsibility	3	1	3	3	3	3	5	16	16	28	46	26	21
Caring for own child	2	2	1	1	1	1	1	1	2	2	2	4	4
Asylum seeker	1	0	0	0	0	1	1	1	1	1	1	4	3
Carer not own child	2	1	1	0	0	0	0	0	0	1	3	5	5
Substance Misuse	0	0	0	1	1	1	2	2	2	2	1	2	2
Care Leaver	4	4	4	1	3	4	8	0	0	0	1	6	6
subset CL resp. not known	0	0	0	0	0	0	0	0	0	0	0	0	0
subset CL KCC responsibility	3	3	3	0	2	3	7	0	0	0	0	5	5
subset CL OOC responsibility	1	1	1	1	1	1	1	0	0	0	1	1	1
Supervised by YOT	0	2	1	1	2	2	2	2	3	11	12	11	9
Pregnancy	3	4	5	5	5	5	5	6	7	10	9	10	8
Parent not caring for own child	0	0	0	0	0	0	0	0	0	0	0	1	1
SEND (16-18 year olds)	21	20	17	16	15	17	25	37	41	66	139	116	107
SEND (19+ year olds)	2	4	8	12	16	18	22	25	26	29	54	301	297
Total not known with at least one vulnerable group	33	32	29	26	28	32	45	65	72	116	202	184	163

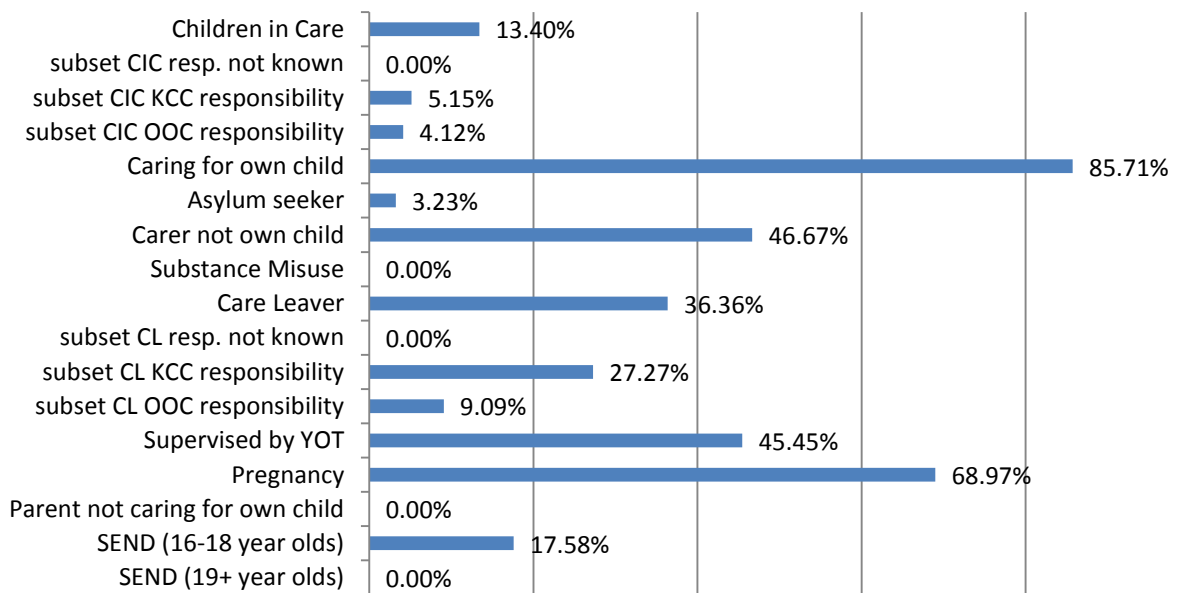
16-18 Year old NEET Leavers & Joiners	Aged 16	Aged 17	Aged 18	16-18 Total	Aged 19
Leaving NEET Total	3	8	8	19	13
Education	0	0	0	0	0
Employment	3	7	6	16	0
Government supported training	0	1	2	3	0
Re-engagement Provision	0	0	0	0	0
Transfer to another LA	0	0	0	0	0
Age reached where no active record required	0	0	0	0	13
Left England so no longer active record	0	0	0	0	0
Found to be a duplicate record	0	0	0	0	0
Deceased	0	0	0	0	0
Custodial Sentence	0	0	0	0	0
Cannot Be Contacted	0	0	0	0	0
Refused to disclose activity	0	0	0	0	0
Unknown Activity	0	0	0	0	0
Other Reason	0	0	0	0	0
Joining NEET Total	16	11	8	35	0
Education	5	4	0	9	0
Employment	2	2	4	8	0
Training	6	2	2	10	0
Re-engagement Provision	0	0	0	0	0
From other area	0	0	0	0	0
Other (inc custodial sentence)	3	3	2	8	0
Joiners>Leavers	-13	-3	0	-16	13

16-18 Year Old NEET Labour Market Summary	No	%
Available:		
Working not for reward	3	1.12%
Not yet ready for work or learning	9	3.36%
Start Date agreed (other)	6	2.24%
Start Date agreed (RPA compliant)	14	5.22%
Seeking EET	236	88.06%
Available Total	268	100%
Unavailable:		
Young carers	5	5.15%
Teenage parents	40	41.24%
Illness	36	37.11%
Pregnancy	16	16.49%
Religious grounds	0	0.00%
Unlikely to be economically active	0	0.00%
Other reason	0	0.00%
Unavailable Total	97	100%

NEET Leavers and Joiners



% of Vulnerable Cohorts who are NEET



Education and Young People's Services Performance Management

NEET Monthly Report - Thanet

16-18 year old cohort by Vulnerable Group	Jul-16	Jun-16	May-16	Apr-16	Mar-16	Feb-16	Jan-16	Dec-15	Nov-15	Oct-15	Sep-15	Aug-15	Jul-15
Children in Care	136	140	143	149	154	153	153	167	166	146	144	157	157
subset CIC resp. not known	0	0	0	0	0	0	0	0	0	0	0	0	0
subset CIC KCC responsibility	100	105	107	113	116	115	114	118	116	99	99	105	105
subset CIC OOC responsibility	36	36	36	36	38	38	39	49	50	47	45	52	52
Caring for own child	56	56	53	53	49	49	48	47	45	40	39	69	69
Asylum seeker	25	26	27	28	28	26	26	24	23	5	5	5	5
Carer not own child	9	9	9	10	10	10	10	10	10	10	10	13	12
Substance Misuse	8	8	8	8	8	8	8	8	8	8	8	6	6
Care Leaver	49	48	49	36	35	34	33	3	3	3	3	18	18
subset CL resp. not known	0	0	0	0	0	0	0	0	0	0	0	0	0
subset CL KCC responsibility	45	47	47	34	33	32	31	1	1	1	1	16	16
subset CL OOC responsibility	2	2	2	2	2	2	2	2	2	2	2	2	2
Supervised by YOT	22	35	33	33	33	30	16	26	26	44	43	42	42
Pregnancy	28	28	27	26	23	24	22	21	19	20	20	35	35
Parent not caring for own child	2	2	2	2	2	2	2	1	1	1	1	2	2
SEND (16-18 year olds)	289	288	289	288	287	286	289	290	291	290	308	276	277
SEND (19+ year olds)	15	21	31	33	36	44	50	54	58	61	66	453	461
Total 16-18 cohort with at least one vulnerable group	523	528	530	525	522	518	506	496	492	475	492	525	524

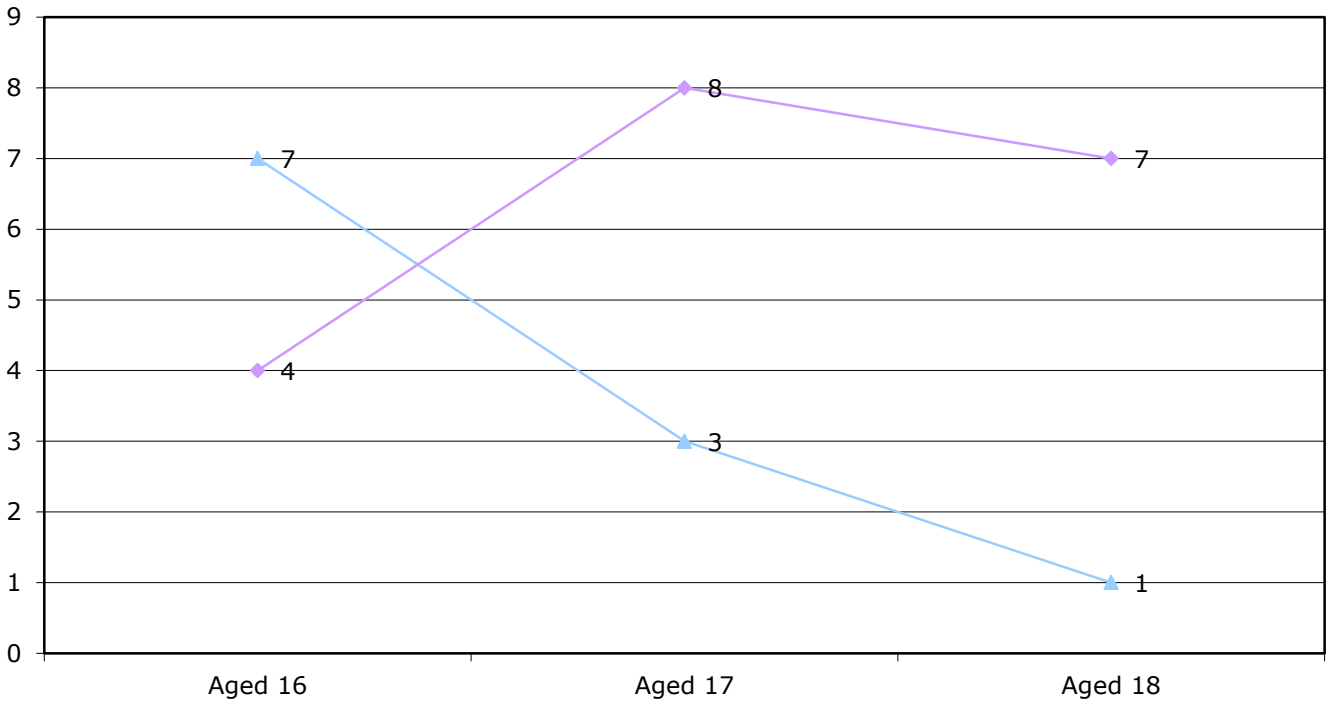
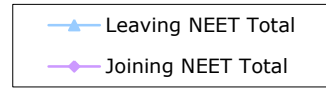
16-18 year old NEET by Vulnerable Group	Jul-16	Jun-16	May-16	Apr-16	Mar-16	Feb-16	Jan-16	Dec-15	Nov-15	Oct-15	Sep-15	Aug-15	Jul-15
Children in Care	17	19	22	19	23	22	19	19	21	18	20	22	22
subset CIC resp. not known	0	0	0	0	0	0	0	0	0	0	0	0	0
subset CIC KCC responsibility	18	21	22	19	22	21	18	18	20	17	17	19	19
subset CIC OOC responsibility	0	0	0	0	1	1	1	1	1	1	3	3	3
Caring for own child	39	38	36	34	31	31	30	29	26	21	23	43	44
Asylum seeker	0	1	0	0	0	0	0	1	1	1	0	0	0
Carer not own child	5	4	4	4	4	4	4	3	3	3	4	6	5
Substance Misuse	1	1	2	2	2	2	1	2	3	3	3	2	2
Care Leaver	24	23	24	16	11	10	12	2	2	2	2	7	7
subset CL resp. not known	0	0	0	0	0	0	0	0	0	0	0	0	0
subset CL KCC responsibility	22	23	23	15	10	9	11	1	1	1	1	6	6
subset CL OOC responsibility	1	1	1	1	1	1	1	1	1	1	1	1	1
Supervised by YOT	8	15	14	14	14	11	7	8	8	18	18	17	17
Pregnancy	20	20	19	19	17	18	16	15	12	12	14	24	24
Parent not caring for own child	2	2	2	2	2	1	1	1	1	1	1	2	2
SEND (16-18 year olds)	31	30	30	29	30	30	32	26	26	22	25	31	32
SEND (19+ year olds)	0	0	1	3	3	5	8	9	10	8	9	116	122
Total 16-18 NEET with at least one vulnerable group	117	118	120	110	105	102	99	87	85	80	85	130	130

16-18 year old Not Knowns by Vulnerable Group	Jul-16	Jun-16	May-16	Apr-16	Mar-16	Feb-16	Jan-16	Dec-15	Nov-15	Oct-15	Sep-15	Aug-15	Jul-15
Children in Care	7	5	4	3	2	2	5	33	42	66	99	90	80
subset CIC resp. not known	0	0	0	0	0	0	0	0	0	0	0	0	0
subset CIC KCC responsibility	0	4	0	1	1	2	3	19	23	42	63	55	48
subset CIC OOC responsibility	3	1	4	2	1	0	2	14	19	24	36	35	32
Caring for own child	3	3	4	4	4	5	4	7	8	12	13	20	19
Asylum seeker	0	0	1	1	1	1	1	1	1	1	4	4	3
Carer not own child	1	2	1	1	1	1	1	1	1	1	5	6	5
Substance Misuse	2	1	1	1	1	1	2	2	2	3	5	3	2
Care Leaver	6	5	5	5	9	9	9	1	1	1	1	9	8
subset CL resp. not known	0	0	0	0	0	0	0	0	0	0	0	0	0
subset CL KCC responsibility	4	4	4	4	8	8	8	0	0	0	0	8	7
subset CL OOC responsibility	1	1	1	1	1	1	1	1	1	1	1	1	1
Supervised by YOT	0	3	1	0	0	1	0	9	11	17	21	15	11
Pregnancy	1	1	0	0	0	0	0	0	2	3	4	10	8
Parent not caring for own child	0	0	0	0	0	0	0	0	0	0	0	0	0
SEND (16-18 year olds)	31	20	18	15	13	12	25	46	63	100	223	169	158
SEND (19+ year olds)	4	7	11	16	18	23	26	28	34	41	53	330	327
Total not known with at least one vulnerable group	45	35	30	27	29	30	42	79	104	163	320	271	246

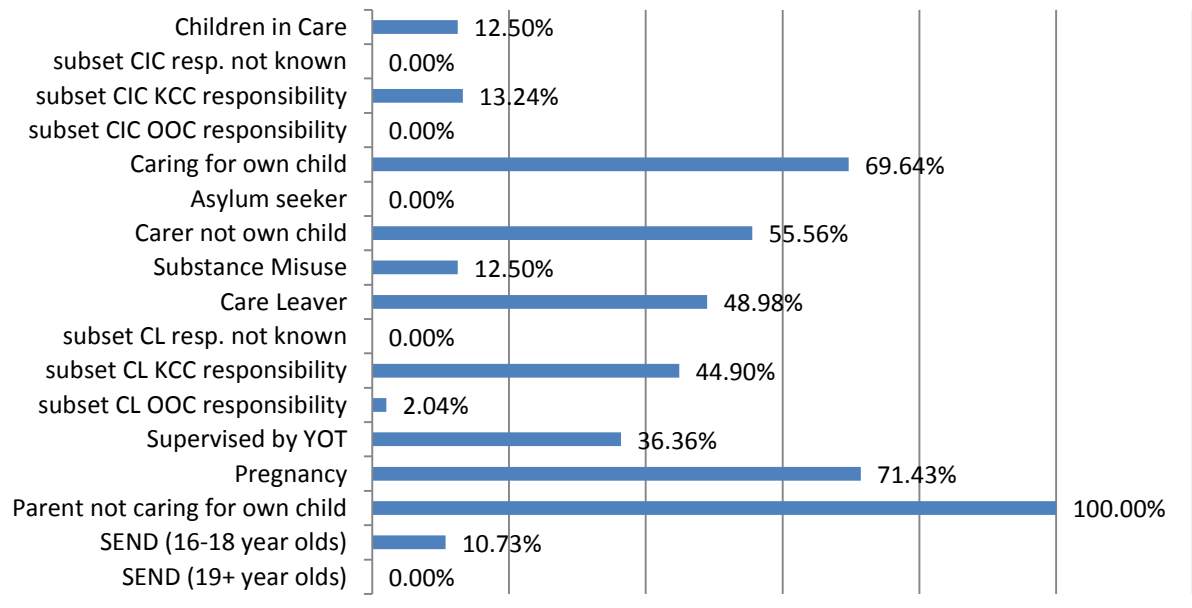
16-18 Year old NEET Leavers & Joiners	Aged 16	Aged 17	Aged 18	16-18 Total	Aged 19
Leaving NEET Total	7	3	1	11	12
Education	0	0	0	0	0
Employment	3	0	1	4	0
Government supported training	3	3	0	6	0
Re-engagement Provision	1	0	0	1	0
Transfer to another LA	0	0	0	0	0
Age reached where no active record required	0	0	0	0	12
Left England so no longer active record	0	0	0	0	0
Found to be a duplicate record	0	0	0	0	0
Deceased	0	0	0	0	0
Custodial Sentence	0	0	0	0	0
Cannot Be Contacted	0	0	0	0	0
Refused to disclose activity	0	0	0	0	0
Unknown Activity	0	0	0	0	0
Other Reason	0	0	0	0	0
Joining NEET Total	4	8	7	19	0
Education	0	1	1	2	0
Employment	1	2	4	7	0
Training	2	2	1	5	0
Re-engagement Provision	0	0	0	0	0
From other area	0	0	0	0	0
Other (inc custodial sentence)	1	3	1	5	0
Joiners>Leavers	3	-5	-6	-8	12

16-18 Year Old NEET Labour Market Summary	No	%
Available:		
Working not for reward	5	2.28%
Not yet ready for work or learning	15	6.85%
Start Date agreed (other)	2	0.91%
Start Date agreed (RPA compliant)	8	3.65%
Seeking EET	189	86.30%
Available Total	219	100%
Unavailable:		
Young carers	3	3.70%
Teenage parents	33	40.74%
Illness	34	41.98%
Pregnancy	11	13.58%
Religious grounds	0	0.00%
Unlikely to be economically active	0	0.00%
Other reason	0	0.00%
Unavailable Total	81	100%

NEET Leavers and Joiners



% of Vulnerable Cohorts who are NEET



Education and Young People's Services Performance Management

NEET Monthly Report - Tonbridge & Malling

16-18 year old cohort by Vulnerable Group	Jul-16	Jun-16	May-16	Apr-16	Mar-16	Feb-16	Jan-16	Dec-15	Nov-15	Oct-15	Sep-15	Aug-15	Jul-15
Children in Care	27	28	29	28	29	29	24	32	33	35	37	34	34
subset CIC resp. not known	0	0	0	0	0	0	0	0	0	0	0	0	0
subset CIC KCC responsibility	22	23	24	23	23	23	18	22	23	23	25	24	24
subset CIC OOC responsibility	5	5	5	5	6	6	6	10	10	12	12	10	10
Caring for own child	10	10	9	9	10	9	9	9	9	9	9	26	26
Asylum seeker	1	1	1	1	1	1	1	1	1	0	0	0	0
Carer not own child	10	10	9	9	9	9	9	9	9	8	9	11	11
Substance Misuse	2	2	3	3	3	3	3	3	3	3	3	4	4
Care Leaver	4	4	4	5	5	5	5	0	0	0	0	0	0
subset CL resp. not known	0	0	0	0	0	0	0	0	0	0	0	0	0
subset CL KCC responsibility	3	3	3	4	4	4	4	0	0	0	0	0	0
subset CL OOC responsibility	1	1	1	1	1	1	1	0	0	0	0	0	0
Supervised by YOT	11	12	15	15	14	13	11	12	4	11	11	13	13
Pregnancy	11	10	10	9	8	8	7	7	7	5	5	10	10
Parent not caring for own child	1	1	1	1	1	1	1	1	1	1	1	1	1
SEND (16-18 year olds)	172	174	171	171	170	170	169	170	170	165	164	138	138
SEND (19+ year olds)	13	17	23	23	26	26	29	31	33	39	40	273	273
Total 16-18 cohort with at least one vulnerable group	229	232	232	232	232	231	225	228	223	218	219	214	214

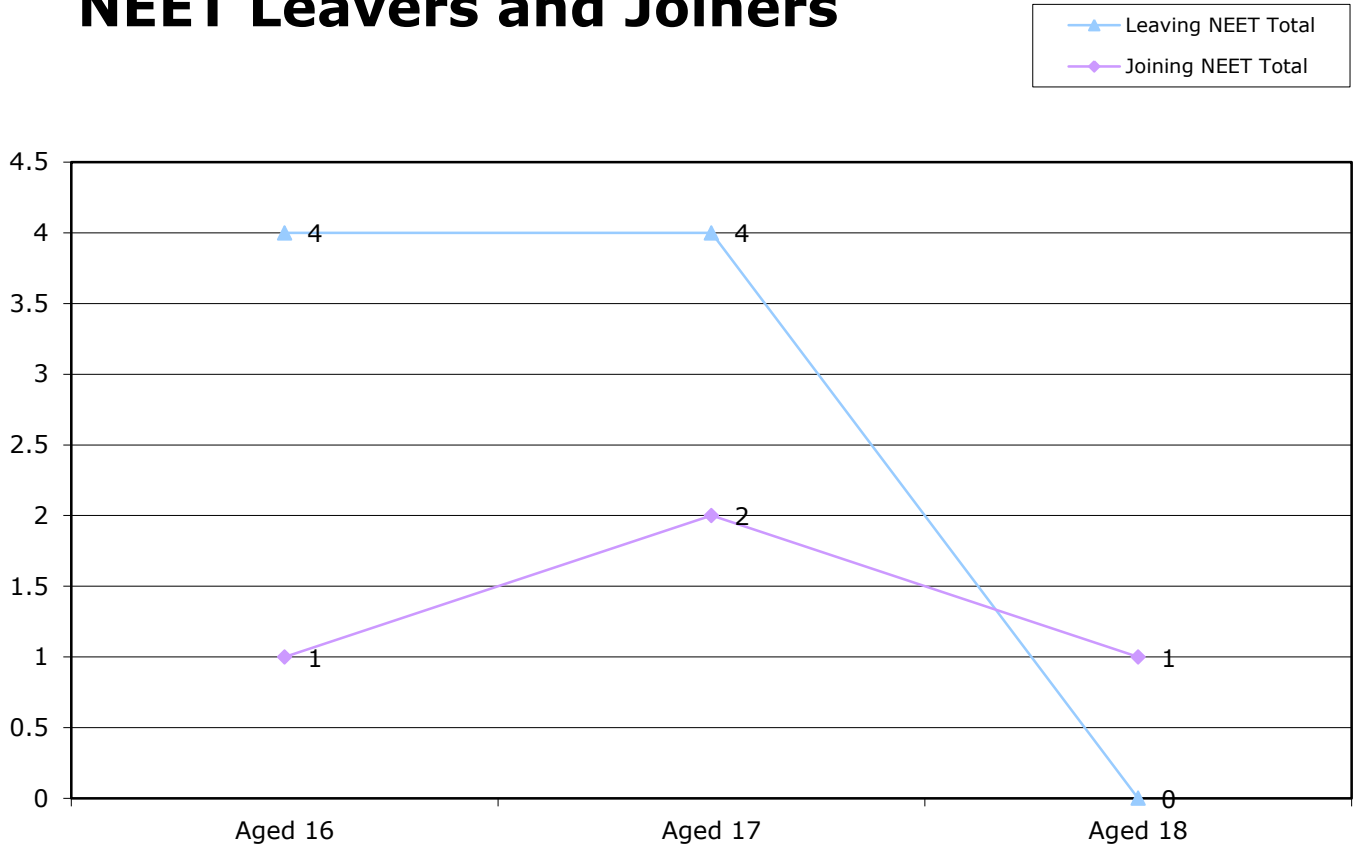
16-18 year old NEET by Vulnerable Group	Jul-16	Jun-16	May-16	Apr-16	Mar-16	Feb-16	Jan-16	Dec-15	Nov-15	Oct-15	Sep-15	Aug-15	Jul-15
Children in Care	0	0	1	0	1	2	1	1	2	2	3	4	5
subset CIC resp. not known	0	0	0	0	0	0	0	0	0	0	0	0	0
subset CIC KCC responsibility	0	0	0	0	1	2	1	1	2	2	3	4	5
subset CIC OOC responsibility	1	1	1	0	0	0	0	0	0	0	0	0	0
Caring for own child	9	9	8	8	9	8	8	8	8	8	9	21	21
Asylum seeker	0	0	0	0	0	0	0	0	0	0	0	0	0
Carer not own child	3	3	2	2	2	2	2	2	2	1	1	3	4
Substance Misuse	0	0	0	0	0	0	0	0	0	0	0	0	0
Care Leaver	2	2	2	2	2	2	0	0	0	0	0	0	0
subset CL resp. not known	0	0	0	0	0	0	0	0	0	0	0	0	0
subset CL KCC responsibility	1	1	1	1	1	1	0	0	0	0	0	0	0
subset CL OOC responsibility	1	1	1	1	1	1	0	0	0	0	0	0	0
Supervised by YOT	2	3	3	3	4	2	1	1	0	4	5	7	6
Pregnancy	10	9	9	8	7	7	6	6	6	5	5	9	9
Parent not caring for own child	0	0	0	0	0	0	0	0	0	0	0	0	0
SEND (16-18 year olds)	19	19	20	18	18	18	17	16	12	8	11	14	13
SEND (19+ year olds)	2	2	2	3	3	3	4	5	4	4	4	52	51
Total 16-18 NEET with at least one vulnerable group	42	43	42	39	41	39	33	32	29	26	32	52	52

16-18 year old Not Knowns by Vulnerable Group	Jul-16	Jun-16	May-16	Apr-16	Mar-16	Feb-16	Jan-16	Dec-15	Nov-15	Oct-15	Sep-15	Aug-15	Jul-15
Children in Care	2	1	0	0	2	1	1	11	13	19	27	21	18
subset CIC resp. not known	0	0	0	0	0	0	0	0	0	0	0	0	0
subset CIC KCC responsibility	0	1	0	0	1	0	0	5	7	10	15	13	11
subset CIC OOC responsibility	0	0	0	0	1	1	1	6	6	9	12	8	7
Caring for own child	0	0	0	0	0	0	0	0	0	0	0	5	3
Asylum seeker	0	0	0	0	0	0	0	0	0	0	0	0	0
Carer not own child	1	1	1	1	1	1	2	2	2	2	6	5	4
Substance Misuse	0	0	0	0	0	0	0	0	1	1	2	3	2
Care Leaver	1	1	1	1	1	1	3	0	0	0	0	0	0
subset CL resp. not known	0	0	0	0	0	0	0	0	0	0	0	0	0
subset CL KCC responsibility	1	1	1	1	1	1	2	0	0	0	0	0	0
subset CL OOC responsibility	0	0	0	0	0	0	1	0	0	0	0	0	0
Supervised by YOT	2	1	1	1	2	2	1	3	2	2	3	3	2
Pregnancy	0	0	0	0	0	0	0	0	0	0	0	1	0
Parent not caring for own child	1	1	1	1	0	1	1	1	0	0	0	0	0
SEND (16-18 year olds)	12	8	7	8	8	7	11	18	26	35	92	62	55
SEND (19+ year olds)	2	2	4	3	5	5	10	11	15	23	35	209	207
Total not known with at least one vulnerable group	18	13	11	12	14	13	19	32	39	51	119	91	79

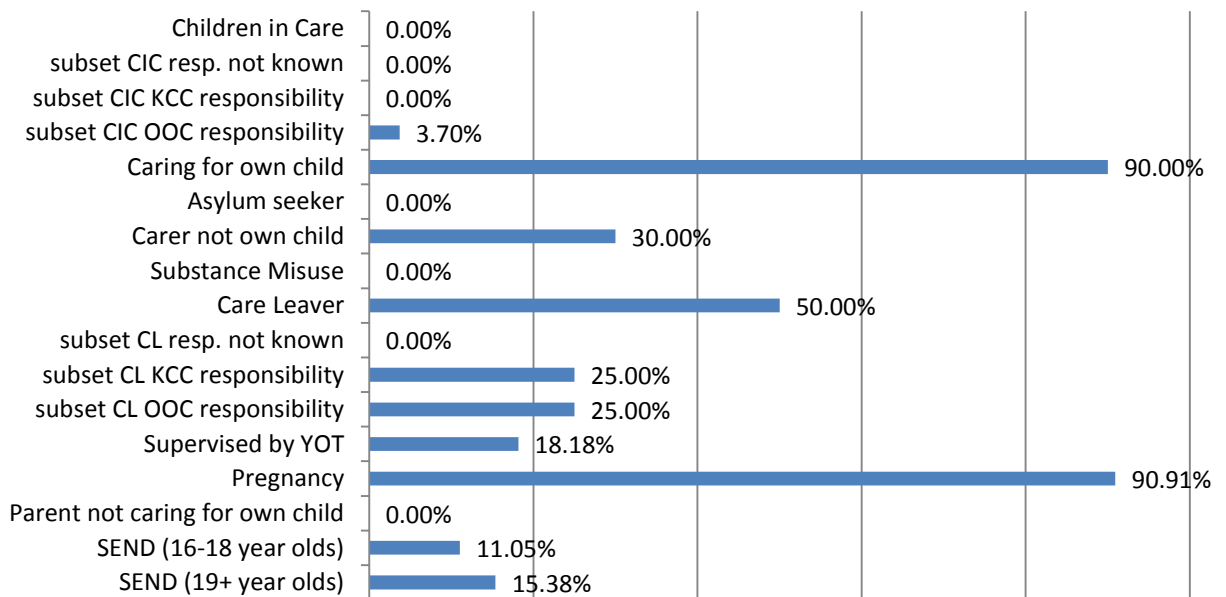
16-18 Year old NEET Leavers & Joiners	Aged 16	Aged 17	Aged 18	16-18 Total	Aged 19
Leaving NEET Total	4	4	0	8	11
Education	0	0	0	0	0
Employment	2	3	0	5	0
Government supported training	1	1	0	2	0
Re-engagement Provision	1	0	0	1	0
Transfer to another LA	0	0	0	0	0
Age reached where no active record required	0	0	0	0	11
Left England so no longer active record	0	0	0	0	0
Found to be a duplicate record	0	0	0	0	0
Deceased	0	0	0	0	0
Custodial Sentence	0	0	0	0	0
Cannot Be Contacted	0	0	0	0	0
Refused to disclose activity	0	0	0	0	0
Unknown Activity	0	0	0	0	0
Other Reason	0	0	0	0	0
Joining NEET Total	1	2	1	4	1
Education	1	0	0	1	0
Employment	0	2	1	3	0
Training	0	0	0	0	0
Re-engagement Provision	0	0	0	0	0
From other area	0	0	0	0	0
Other (inc custodial sentence)	0	0	0	0	1
Joiners>Leavers	3	2	-1	4	10

16-18 Year Old NEET Labour Market Summary	No	%
Available:		
Working not for reward	3	1.88%
Not yet ready for work or learning	1	0.63%
Start Date agreed (other)	1	0.63%
Start Date agreed (RPA compliant)	2	1.25%
Seeking EET	153	95.63%
Available Total	160	100%
Unavailable:		
Young carers	1	2.63%
Teenage parents	8	21.05%
Illness	20	52.63%
Pregnancy	8	21.05%
Religious grounds	0	0.00%
Unlikely to be economically active	1	2.63%
Other reason	0	0.00%
Unavailable Total	38	100%

NEET Leavers and Joiners



% of Vulnerable Cohorts who are NEET



Education and Young People's Services Performance Management

NEET Monthly Report - Tunbridge Wells

16-18 year old cohort by Vulnerable Group	Jul-16	Jun-16	May-16	Apr-16	Mar-16	Feb-16	Jan-16	Dec-15	Nov-15	Oct-15	Sep-15	Aug-15	Jul-15
Children in Care	72	73	67	63	62	58	52	72	63	14	14	20	19
subset CIC resp. not known	0	0	0	0	0	0	0	0	0	0	0	0	0
subset CIC KCC responsibility	65	67	67	63	62	58	52	70	61	12	11	18	17
subset CIC OOC responsibility	0	0	0	0	0	0	0	2	2	2	3	2	2
Caring for own child	17	16	15	14	13	13	12	10	10	8	8	19	19
Asylum seeker	64	64	58	54	53	49	43	58	50	5	0	4	4
Carer not own child	7	7	6	6	6	6	6	6	6	6	5	6	6
Substance Misuse	2	2	2	2	2	2	2	3	3	3	3	4	4
Care Leaver	3	5	5	5	6	6	6	2	2	2	2	6	6
subset CL resp. not known	0	0	0	0	0	0	0	0	0	0	0	0	0
subset CL KCC responsibility	3	4	4	4	5	5	5	1	1	1	1	4	4
subset CL OOC responsibility	1	1	1	1	1	1	1	1	1	1	1	2	2
Supervised by YOT	8	9	7	7	7	6	8	8	4	15	15	17	16
Pregnancy	9	10	10	9	9	9	8	8	7	8	7	10	10
Parent not caring for own child	1	1	1	1	1	1	1	1	1	1	1	2	2
SEND (16-18 year olds)	138	136	133	133	134	133	132	132	128	133	129	139	140
SEND (19+ year olds)	16	17	18	21	23	24	28	31	34	39	43	225	227
Total 16-18 cohort with at least one vulnerable group	246	248	237	231	229	224	217	229	213	180	169	204	203

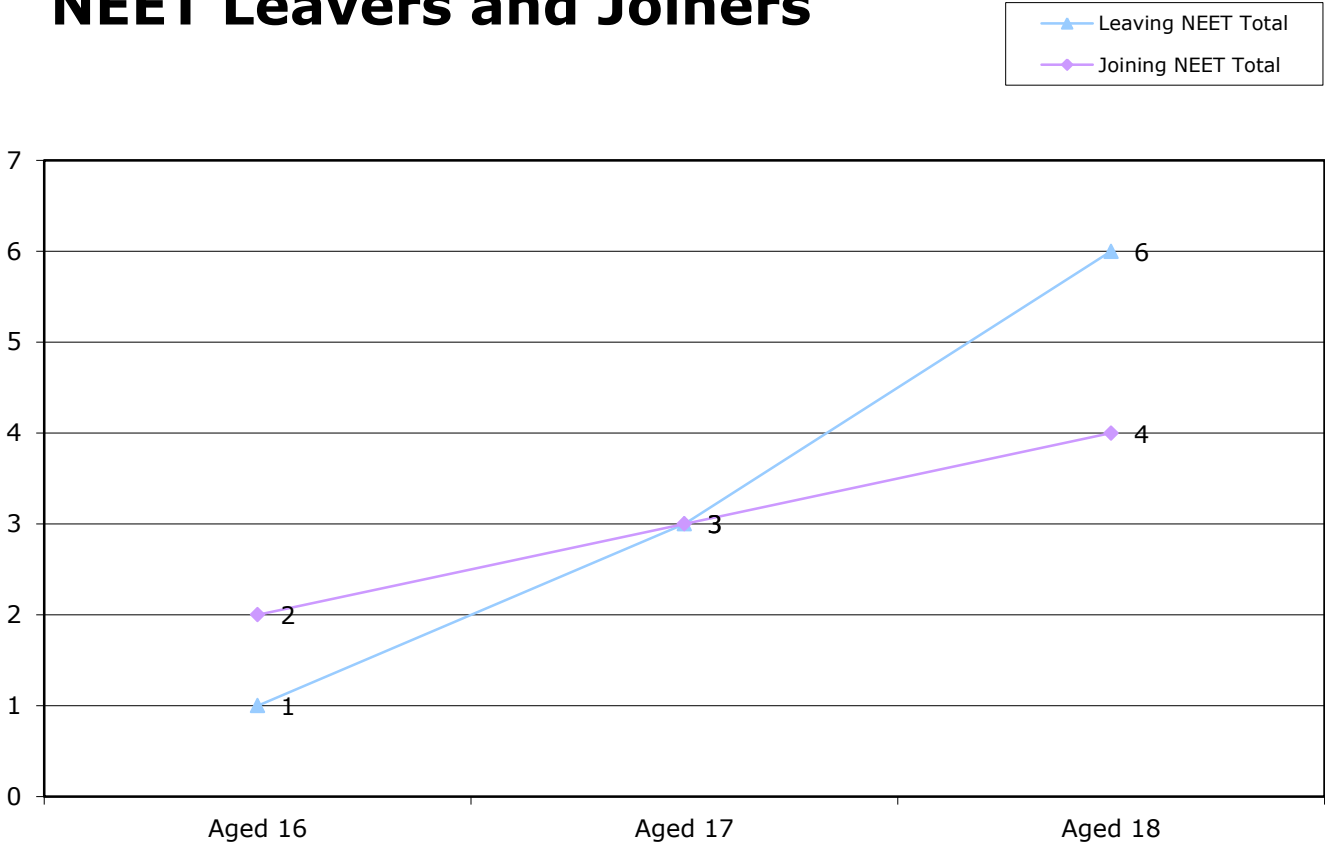
16-18 year old NEET by Vulnerable Group	Jul-16	Jun-16	May-16	Apr-16	Mar-16	Feb-16	Jan-16	Dec-15	Nov-15	Oct-15	Sep-15	Aug-15	Jul-15
Children in Care	3	3	4	3	3	3	3	4	5	5	4	4	3
subset CIC resp. not known	0	0	0	0	0	0	0	0	0	0	0	0	0
subset CIC KCC responsibility	3	4	4	3	3	3	3	3	4	4	3	3	2
subset CIC OOC responsibility	0	0	0	0	0	0	0	1	1	1	1	1	1
Caring for own child	15	14	13	13	12	12	11	9	9	7	7	16	16
Asylum seeker	0	0	0	0	0	0	0	0	0	0	0	0	0
Carer not own child	2	2	1	1	1	1	1	1	1	1	1	1	1
Substance Misuse	2	2	2	2	2	2	2	2	2	2	2	2	2
Care Leaver	1	3	3	3	3	3	3	2	2	2	2	5	5
subset CL resp. not known	0	0	0	0	0	0	0	0	0	0	0	0	0
subset CL KCC responsibility	1	2	2	2	2	2	2	1	1	1	1	3	3
subset CL OOC responsibility	1	1	1	1	1	1	1	1	1	1	1	2	2
Supervised by YOT	4	4	3	2	2	2	4	4	1	6	6	8	7
Pregnancy	7	7	7	7	7	7	7	7	6	5	4	6	6
Parent not caring for own child	0	0	0	0	0	0	0	0	0	0	0	0	0
SEND (16-18 year olds)	21	21	20	17	14	13	12	10	8	9	10	12	12
SEND (19+ year olds)	2	2	3	3	3	3	4	4	4	4	4	33	34
Total 16-18 NEET with at least one vulnerable group	49	50	48	45	40	40	39	36	31	30	29	45	43

16-18 year old Not Knowns by Vulnerable Group	Jul-16	Jun-16	May-16	Apr-16	Mar-16	Feb-16	Jan-16	Dec-15	Nov-15	Oct-15	Sep-15	Aug-15	Jul-15
Children in Care	1	0	2	0	0	0	0	4	5	5	10	8	7
subset CIC resp. not known	0	0	0	0	0	0	0	0	0	0	0	0	0
subset CIC KCC responsibility	3	0	2	0	0	0	0	3	4	4	8	7	7
subset CIC OOC responsibility	0	0	0	0	0	0	0	1	1	1	2	1	0
Caring for own child	1	1	1	0	0	0	0	0	0	1	1	2	2
Asylum seeker	1	0	2	0	0	0	0	0	1	0	0	2	2
Carer not own child	0	0	0	0	0	0	1	0	1	1	2	1	1
Substance Misuse	0	0	0	0	0	0	0	1	1	1	1	2	1
Care Leaver	0	0	0	0	0	0	0	0	0	0	0	1	1
subset CL resp. not known	0	0	0	0	0	0	0	0	0	0	0	0	0
subset CL KCC responsibility	0	0	0	0	0	0	0	0	0	0	0	1	1
subset CL OOC responsibility	0	0	0	0	0	0	0	0	0	0	0	0	0
Supervised by YOT	0	0	0	0	0	0	0	1	1	5	8	6	5
Pregnancy	0	0	0	0	0	0	0	0	1	3	3	2	1
Parent not caring for own child	0	0	0	0	0	0	0	0	0	0	1	2	2
SEND (16-18 year olds)	8	8	8	9	7	8	8	18	22	36	80	51	50
SEND (19+ year olds)	4	4	5	7	9	9	11	12	14	20	36	183	181
Total not known with at least one vulnerable group	10	9	11	9	7	8	9	19	26	47	99	69	66

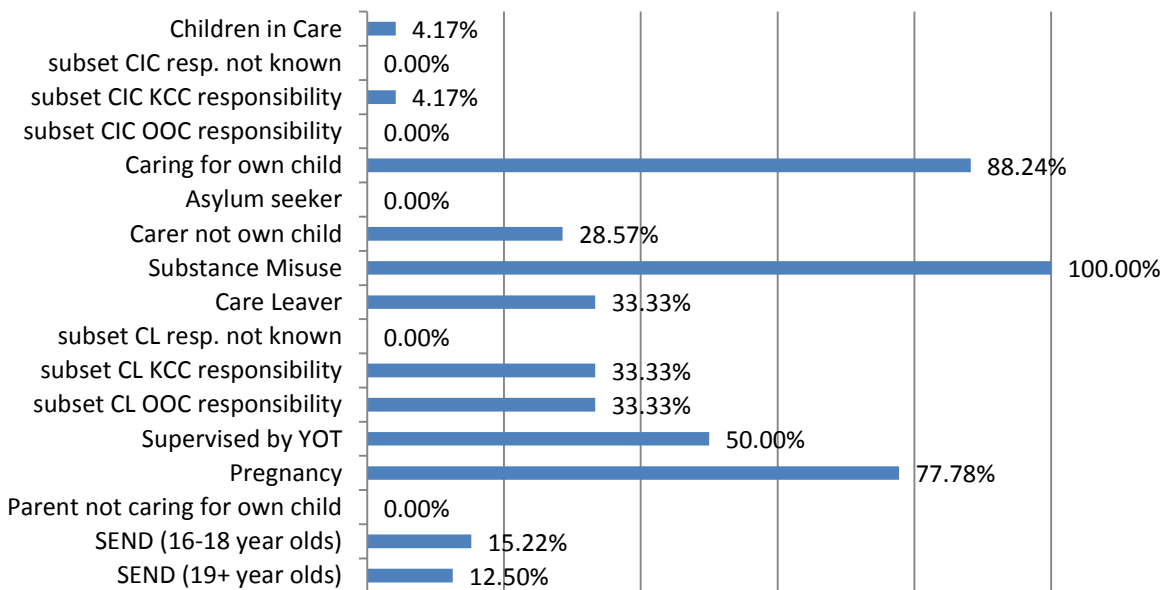
16-18 Year old NEET Leavers & Joiners	Aged 16	Aged 17	Aged 18	16-18 Total	Aged 19
Leaving NEET Total	1	3	6	10	6
Education	0	2	0	2	0
Employment	0	0	4	4	0
Government supported training	0	0	0	0	0
Re-engagement Provision	1	1	0	2	0
Transfer to another LA	0	0	1	1	0
Age reached where no active record required	0	0	0	0	6
Left England so no longer active record	0	0	0	0	0
Found to be a duplicate record	0	0	0	0	0
Deceased	0	0	0	0	0
Custodial Sentence	0	0	0	0	0
Cannot Be Contacted	0	0	0	0	0
Refused to disclose activity	0	0	0	0	0
Unknown Activity	0	0	0	0	0
Other Reason	0	0	1	1	0
Joining NEET Total	2	3	4	9	0
Education	0	1	0	1	0
Employment	0	2	4	6	0
Training	2	0	0	2	0
Re-engagement Provision	0	0	0	0	0
From other area	0	0	0	0	0
Other (inc custodial sentence)	0	0	0	0	0
Joiners>Leavers	-1	0	2	1	6

16-18 Year Old NEET Labour Market Summary	No	%
Available:		
Working not for reward	3	1.67%
Not yet ready for work or learning	13	7.22%
Start Date agreed (other)	2	1.11%
Start Date agreed (RPA compliant)	4	2.22%
Seeking EET	158	87.78%
Available Total	180	100%
Unavailable:		
Young carers	1	3.13%
Teenage parents	8	25.00%
Illness	20	62.50%
Pregnancy	2	6.25%
Religious grounds	0	0.00%
Unlikely to be economically active	1	3.13%
Other reason	0	0.00%
Unavailable Total	32	100%

NEET Leavers and Joiners



% of Vulnerable Cohorts who are NEET

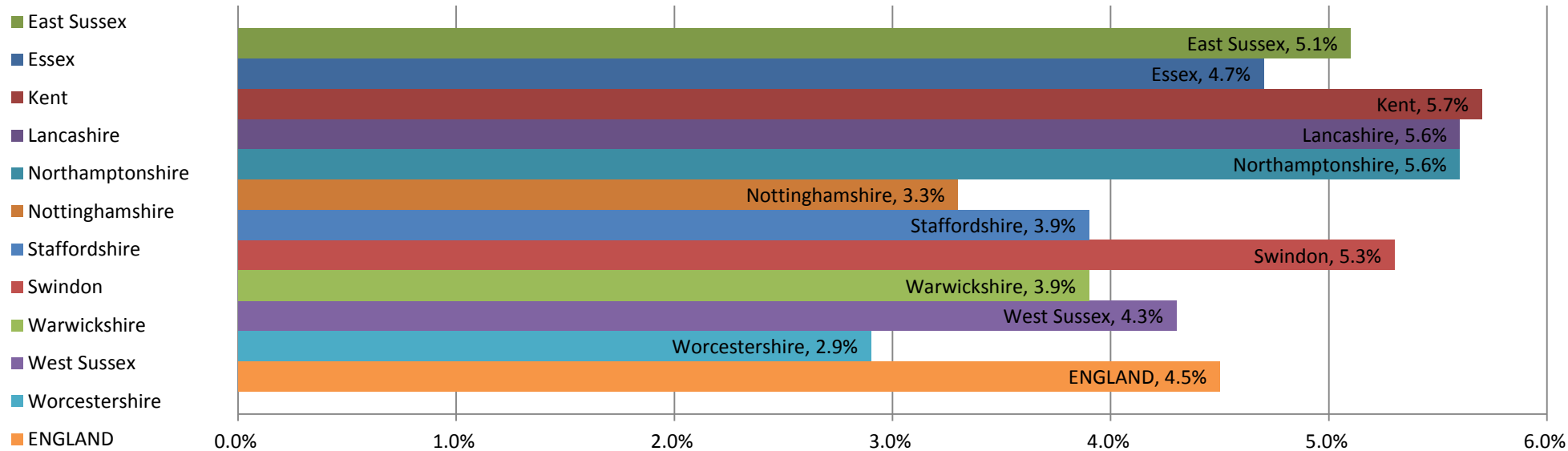


Education and Young People's Services Performance Management
Kent/National/Statistical Neighbours
AS AT June 2016

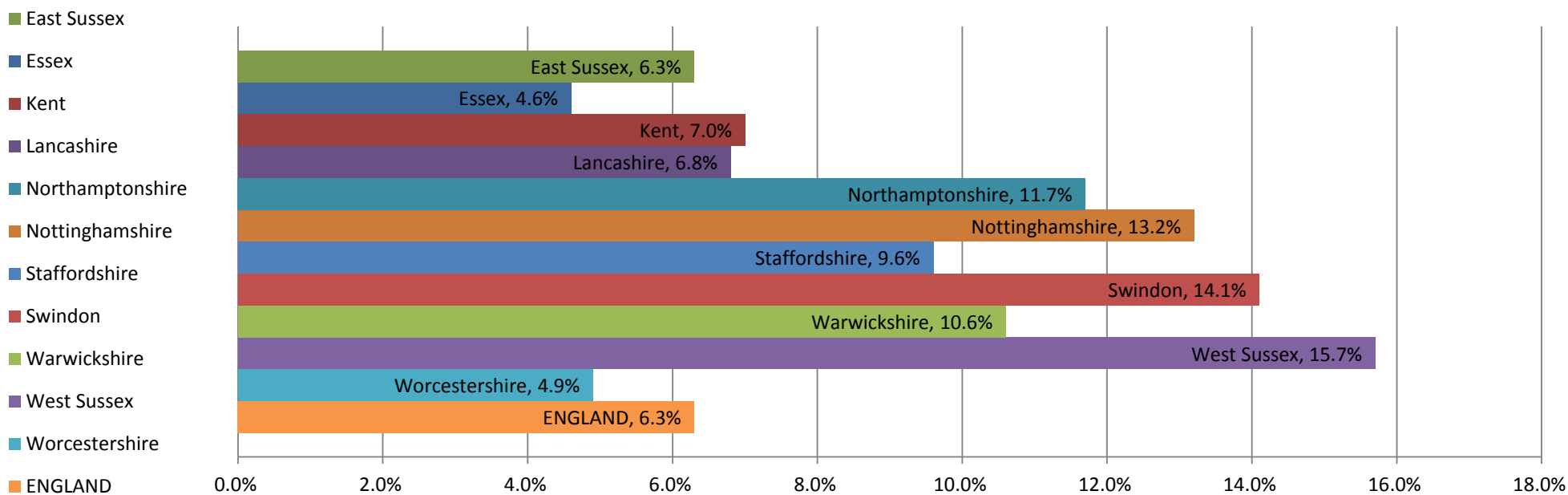
	NEET		Not known		In learning	
	% Academic Age16-18s NEET	% change over last 12 months	% Academic Age16-18s NK	% change over last 12 months	% Academic Age16-18s in learning	% change over last 12 months
ENGLAND	4.5%	-8.2%	6.3%	-13.1%	83.8%	1.4%

Name	NEET Ranked Position	Academic Age16-18 (Y12-Y14) NEET %	Y12 NEET%	Y13 NEET%	Y14 NEET%	N/K Ranked Position	Academic Age 16 - 18 (Y12-Y14) NK %	Y12 NK%	Y13 NK%	Y14 NK%	Academic Age 16 - 18 (Y12-14) In Learning %	Y12 In Learning %	Y13 In Learning %	Y14 In Learning %
Kent	11	5.7%	3.5%	5.2%	8.2%	5	7.0%	3.1%	6.2%	11.7%	77.0%	90.2%	81.6%	59.4%
East Sussex	7	5.1%	3.2%	4.3%	7.8%	3	6.3%	0.6%	4.0%	14.1%	80.9%	94.9%	87.8%	60.6%
Essex	6	4.7%	2.5%	4.2%	7.4%	1	4.6%	1.4%	3.8%	8.6%	80.9%	94.5%	86.3%	62.0%
Lancashire	9	5.6%	3.6%	5.3%	7.9%	4	6.8%	3.9%	5.4%	10.8%	82.7%	91.1%	86.4%	71.1%
Northamptonshire	10	5.6%	3.0%	5.4%	8.8%	8	11.7%	3.3%	8.9%	23.0%	79.9%	93.1%	84.0%	62.3%
Nottinghamshire	2	3.3%	1.4%	2.6%	6.3%	9	13.2%	1.5%	11.5%	25.8%	83.2%	96.9%	85.2%	68.4%
Staffordshire	3	3.9%	2.4%	3.2%	5.9%	6	9.6%	1.4%	6.4%	20.6%	81.9%	95.1%	87.2%	64.2%
Swindon	8	5.3%	2.5%	4.9%	9.0%	10	14.1%	2.1%	6.2%	33.7%	78.5%	93.7%	84.4%	57.6%
Warwickshire	4	3.9%	2.2%	3.3%	6.1%	7	10.6%	2.8%	5.7%	22.1%	84.8%	94.5%	90.2%	71.1%
West Sussex	5	4.3%	1.4%	3.0%	9.3%	11	15.7%	5.4%	13.3%	28.4%	78.7%	92.7%	83.1%	60.2%
Worcestershire	1	2.9%	2.3%	3.0%	3.5%	2	4.9%	0.3%	1.7%	12.3%	85.2%	95.7%	90.1%	70.5%
Mean Indicator for Statistical neighbours		4.5%	2.5%	3.9%	7.2%		9.8%	2.3%	6.7%	20.0%	81.7%	94.2%	86.5%	64.8%

Statistical Neighbours NEETs June 2016



Statistical Neighbours Not Knowns June 2016



Education and Young People's Services Performance Management NEET Monthly Report - Kent

Year 11 intended destinations summary	Cohort total	Total not yet recorded	Total undecided	%age of total
Kent	16644	950	939	11.3%
Ashford	1374	66	46	8.2%
Canterbury	1562	78	64	9.1%
Dartford	1423	82	61	10.0%
Dover	1343	88	74	12.1%
Gravesham	1223	75	28	8.4%
Maidstone	1889	78	36	6.0%
Sevenoaks	450	60	54	25.3%
Shepway	1096	54	87	12.9%
Swale	1645	97	319	25.3%
Thanet	1616	112	87	12.3%
Tonbridge & Malling	1571	102	64	10.6%
Tunbridge Wells	1452	58	19	5.3%

Year 11 September Guarantee summary	Cohort total	Total no offer made	%age of total
Kent	16683	962	5.8%
Ashford	1378	95	6.9%
Canterbury	1563	85	5.4%
Dartford	1426	94	6.6%
Dover	1353	52	3.8%
Gravesham	1223	77	6.3%
Maidstone	1898	80	4.2%
Sevenoaks	448	59	13.2%
Shepway	1104	44	4.0%
Swale	1652	114	6.9%
Thanet	1616	153	9.5%
Tonbridge & Malling	1576	61	3.9%
Tunbridge Wells	1446	48	3.3%

Year 12 September Guarantee summary	Cohort total	Total no offer made	%age of total
Kent	17364	4,909	28.3%
Ashford	1592	354	22.2%
Canterbury	1632	506	31.0%
Dartford	1182	376	31.8%
Dover	1255	368	29.3%
Gravesham	1273	358	28.1%
Maidstone	1815	591	32.6%
Sevenoaks	1258	296	23.5%
Shepway	1242	307	24.7%
Swale	1702	613	36.0%
Thanet	1662	577	34.7%
Tonbridge & Malling	1459	361	24.7%
Tunbridge Wells	1292	202	15.6%