

# Education and Young People's Services

## Young People Not in Education, Employment or Training (NEET)

### Monthly Report - April 2016

**Produced by:** Management Information, KCC

**Publication Date:** 25-May-16

The figures are based on the monthly submission made to DfE via NCCIS for Kent County Council . Academic age is the age of the young person on 31<sup>st</sup> August (i.e.: prior to the start of the academic year). The figures include all 16 -18 year olds based on academic age with a Kent County Council area postcode as their primary address.



# Executive Summary

## NEETs as a percentage of the 16-18 academic age group (Year 12, 13 and 14)

The NEET percentage includes an adjustment factor which assumes that 8% of currency expired not knowns are assumed to be NEET.

<b>Feb-15</b>	5.34	<b>Feb-16</b>	5.23
<b>Mar-15</b>	5.68	<b>Mar-16</b>	5.32
<b>Apr-15</b>	6.00	<b>Apr-16</b>	5.47

## Not Knowns as a percentage of the 16-18 academic age group (Year 12, 13 and 14)

<b>Feb-15</b>	10.54	<b>Feb-16</b>	7.44
<b>Mar-15</b>	9.62	<b>Mar-16</b>	7.01
<b>Apr-15</b>	9.74	<b>Apr-16</b>	7.06

<b>16-18 year old NEET by Vulnerable Group</b>	<b>Apr-16</b>	<b>Mar-16</b>	<b>Feb-16</b>	<b>Jan-16</b>	<b>Dec-15</b>	<b>Nov-15</b>	<b>Oct-15</b>	<b>Sep-15</b>	<b>Aug-15</b>	<b>Jul-15</b>	<b>Jun-15</b>	<b>May-15</b>	<b>Apr-15</b>
Children in Care	103	112	104	102	131	117	113	106	131	127	121	116	114
subset CIC resp. not known	0	0	0	0	3	3	3	3	3	4			
subset CIC KCC responsibility	83	91	84	84	106	98	92	88	103	98			
subset CIC OOC responsibility	20	21	20	18	22	16	18	15	25	25			
Caring for own child	230	220	211	196	180	154	131	124	292	290	281	267	253
Asylum seeker	4	6	4	2	4	3	7	3	4	4	4	4	4
Carer not own child	31	31	29	25	22	19	14	16	31	31	32	31	30
Substance Misuse	17	14	13	11	14	15	12	14	16	16	16	16	14
Care Leaver	59	48	46	43	8	9	8	9	41	40	38	38	38
subset CL resp. not known	4	0	0	0	0	0	0	1	0	0			
subset CL KCC responsibility	50	43	41	39	5	6	5	5	37	36			
subset CL OOC responsibility	5	5	5	4	3	3	3	3	4	4			
Supervised by YOT	72	73	65	50	47	38	82	89	91	91	87	89	83
Pregnancy	142	132	122	114	107	94	91	89	166	168	171	164	153
Parent not caring for own child	3	4	3	3	3	3	3	3	8	7	7	7	7
SEND (16-18 year olds)	264	265	261	244	206	186	163	173	221	212	194	198	191
SEND (19+ year olds)	37	43	49	65	74	79	84	91	841	839	849	841	836
Total 16-18 NEET with at least one vulnerable group	800	783	745	682	617	550	519	516	858	857	816	796	761

<b>16-18 year old Not Knowns by Vulnerable Group</b>	<b>Apr-16</b>	<b>Mar-16</b>	<b>Feb-16</b>	<b>Jan-16</b>	<b>Dec-15</b>	<b>Nov-15</b>	<b>Oct-15</b>	<b>Sep-15</b>	<b>Aug-15</b>	<b>Jul-15</b>	<b>Jun-15</b>	<b>May-15</b>	<b>Apr-15</b>
Children in Care	16	21	22	33	171	209	299	460	360	311	121	115	107
subset CIC resp. not known	0	0	0	0	0	0	0	1	1	1			
subset CIC KCC responsibility	8	10	11	18	97	121	176	253	204	177			
subset CIC OOC responsibility	8	11	11	15	74	88	123	206	155	133			
Caring for own child	20	21	22	20	23	28	36	36	84	75	48	45	45
Asylum seeker	8	8	6	7	9	19	7	13	30	25	13	12	12
Carer not own child	8	8	8	11	13	16	19	37	40	38	15	16	14
Substance Misuse	7	7	7	10	12	15	18	30	35	32	19	16	15
Care Leaver	21	31	31	42	5	5	4	5	37	35	21	19	18
subset CL resp. not known	0	0	0	0	0	0	0	0	0	0			
subset CL KCC responsibility	17	27	27	37	3	3	3	3	34	32			
subset CL OOC responsibility	4	4	4	5	2	2	1	2	3	3			
Supervised by YOT	10	12	11	11	30	34	90	109	91	76	37	26	15
Pregnancy	19	17	18	17	21	27	33	37	50	45	25	21	20
Parent not caring for own child	2	2	2	2	3	2	2	3	6	7	3	4	3
SEND (16-18 year olds)	126	116	118	167	337	429	642	1333	1011	954	330	314	298
SEND (19+ year olds)	160	172	197	236	262	292	349	504	2912	2886	2700	2693	2655
Total not known with at least one vulnerable group	211	217	221	283	522	657	976	1812	1531	1407	543	509	478

Please note the values in the above tables which show the breakdown of the Children In Care and Care Leaver sections - this is also replicated on the individual pages for each of the districts

# Executive Summary - continued

NEET Monthly Report

April 2016

Executive Summary

## 1. Key Findings – County Performance

1.1

### (i) Not Knowns:

- a. the performance in April (7.06%) reflects the significant progress that is being made to reduce the numbers of young people for whom we have no current knowledge of their engagement or otherwise in some form of education, employment or training opportunity
- b. the performance in each of the three months, February to April, was almost 3% stronger than for the equivalent months in 2015

### (ii) NEETs:

- a. the trend both numerically and in percentage terms has been upwards during the last 3 months
- b. the performance in each of the three months has been stronger than was the case during the same period during 2015.

### (iii) NEETs & Not Knowns in Vulnerable Groups

- a. the 800 NEETs represents an additional 39 amongst vulnerable groups when compared to the number in April 2015 (761)
- b. the number of Children in Care NEET in April 2016 (103) was slightly lower than those recorded for March 2016 (112) and for April 2015 (114). Virtual School Kent has increased the number of staff available to support Children in Care as they make the transition into EET opportunities post Year 11
- c. the number of young people who are NEET as a result of either being pregnant or are caring for their own Child has increased incrementally month on month since August of last year. Children's Centres are supporting young people known to them with respect to accessing EET opportunities and work is planned with Family Nurse Partnerships for the same purpose
- d. with the exception of the SEND (16 – 18 years) the numbers of young people in Vulnerable Groups were lower than were recorded in April 2015. The SEN Assessment & Placement Teams are tracking young people post Year 11 and, where necessary providing them with advice and guidance to ensure EET destinations

### (iv) NEETS by age group

- a. there were in total 2,650 NEETs in April representing 5.47% of the total cohort the target (1.0%) was missed for all three year groups
  - i. 16 years 3.2%
  - ii. 17 years 4.97%
  - iii. 18 years 8.32%

# Executive Summary - continued

## 2. Key Findings by District

- 2.1 The District NEET workshops are designed to cement the cross service partnership arrangements critical to preventing young people from becoming NEET and to re-engaging them in positive destinations
- 2.2 The key findings for April are:
- (i) Swale has had the highest number of young people who are NEET in each of the four months of 2016 – the number in April (368) is almost one hundred higher than Thanet, the District with the second highest number (273)
  - (ii) the 6 Districts with the highest number of young people who are NEET
    - a. Swale 368
    - b. Thanet 273
    - c. Maidstone 267
    - d. Canterbury 259
    - e. Gravesham 236
    - f. Tunbridge Wells 203
  - (iii) no District met their target with the largest differentials being Swale (+6.26%), Gravesham (+5.52%) and Canterbury (+4.98%)

## 3. Leavers and Joiners

- 3.1 The data for April, for the 16 – 18 years age group, reveals:
- (i) there were 63 more “joiners” (283) to the NEET population than there were “leavers” (220)
  - (ii) the previous destination of those joining was primarily “Education” for all three age bands with this being particularly true of 16 year olds
  - (iii) 16 year olds were just the largest group amongst the “joiners” (100) and the smallest group amongst the leavers

## 4. NEETs, Available & Unavailable

- 4.1 The data indicates that of those:
- (i) available – a key issue is the number (130) who are “not yet ready for work or learning” – this highlights the need for preparatory programmes to ensure young people are ready to engage successfully in education, employment and training
  - (ii) unavailable – the findings illustrate the importance of the planned work with Health and with Children’s Centres with:
    - a. 285 young people being either pregnant or a teenage parent
    - b. 244 young people not having the necessary health to engage in EET

## 5. Year 11 Intended Destinations – September Guarantee

- 5.1 A key focus of attention with young people currently in Years 11 & 12 is to ensure they have an appropriate destination for September. The final table in the report illustrates where significant progress is being made but all services will be asked to ensure they are aware of those young people experiencing difficulties in making a decision regards a destination they are interested and appropriate interventions are made

# Education and Young People's Services Performance Management

## NEET Monthly Report - Kent

16-18 year old NEET Summary	Total Cohort 16-18	No. NEET 16-18	% NEET 16-18	NEET Target 16-18 Jan 2017	Diff from target	% NEET Age 16	% NEET Age 17	% NEET Age 18	Not knowns				
									Acad age 16	Acad age 17	Acad age 18	Total	% of cohort
Kent	53,125	2,650	5.47%	1.00%	4.47%	3.20%	4.97%	8.32%	396	1,092	2,264	3,752	7.06%
Ashford	4,749	183	4.34%	0.84%	3.50%	2.44%	4.09%	6.62%	31	86	208	325	6.84%
Canterbury	4,887	259	5.80%	0.82%	4.98%	4.03%	5.27%	8.12%	34	83	184	301	6.16%
Dartford	3,573	172	5.24%	1.02%	4.22%	2.73%	5.71%	7.35%	35	72	143	250	7.00%
Dover	3,923	170	4.76%	1.12%	3.64%	2.22%	5.14%	6.87%	32	84	175	291	7.42%
Gravesham	3,970	236	6.53%	1.01%	5.52%	3.43%	5.13%	11.03%	23	78	188	289	7.28%
Maidstone	5,439	267	5.35%	1.00%	4.35%	3.48%	4.48%	8.33%	38	105	223	366	6.73%
Sevenoaks	3,621	139	4.27%	0.66%	3.61%	1.48%	3.67%	8.16%	34	93	166	293	8.09%
Shepway	3,861	182	5.16%	1.21%	3.95%	3.27%	5.34%	6.81%	29	72	149	250	6.48%
Swale	5,360	368	7.48%	1.22%	6.26%	5.46%	6.80%	10.12%	41	117	247	405	7.56%
Thanet	5,287	273	5.67%	1.40%	4.27%	3.31%	5.14%	8.63%	45	127	253	425	8.04%
Tonbridge & Malling	4,466	199	4.84%	0.67%	4.17%	2.95%	3.97%	7.74%	30	89	181	300	6.72%
Tunbridge Wells	3,989	202	5.54%	0.66%	4.88%	2.61%	4.64%	9.53%	24	86	147	257	6.44%

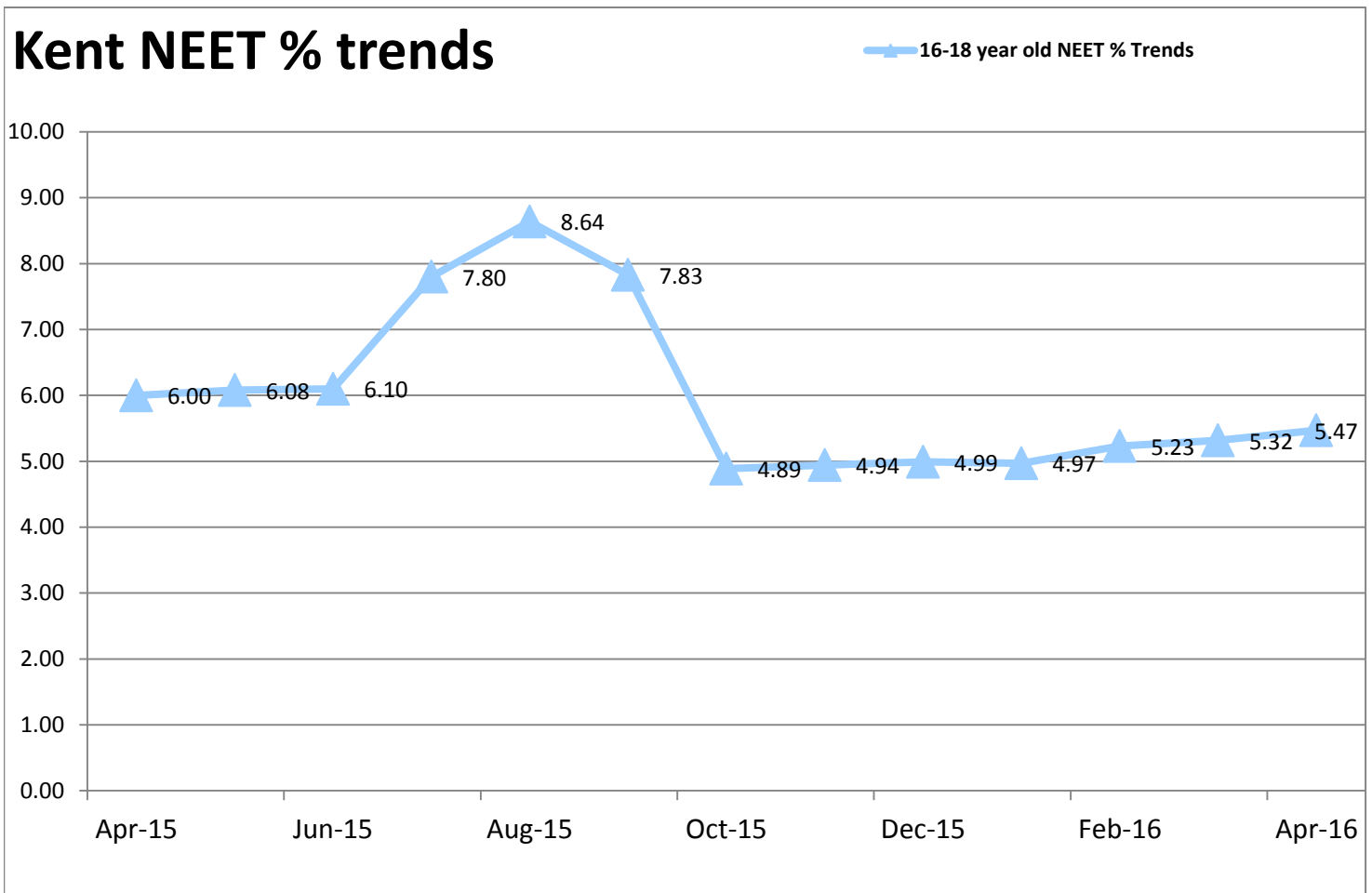
16-18 year old NEET % Trends	Apr-16	Mar-16	Feb-16	Jan-16	Dec-15	Nov-15	Oct-15	Sep-15	Aug-15	Jul-15	Jun-15	May-15	Apr-15
Kent	5.47	5.32	5.23	4.97	4.99	4.94	4.89	7.83	8.64	7.80	6.10	6.08	6.00
Ashford	4.34	4.40	4.33	3.95	3.91	3.82	3.65	5.78	7.45	6.52	5.75	5.99	5.93
Canterbury	5.80	5.89	5.87	5.64	5.34	5.51	5.41	7.73	9.29	8.29	6.30	6.38	6.17
Dartford	5.24	4.84	4.91	4.55	4.70	4.55	4.44	7.90	8.13	7.15	4.97	5.09	5.40
Dover	4.76	4.48	4.36	3.93	4.43	4.22	4.28	7.85	9.27	8.07	6.02	6.00	5.85
Gravesham	6.53	6.51	6.58	6.46	6.36	6.50	6.93	11.30	10.23	9.57	6.97	6.80	6.44
Maidstone	5.35	5.12	4.93	4.88	4.97	4.61	4.47	6.59	7.85	7.19	5.73	5.60	5.46
Sevenoaks	4.27	4.16	4.49	4.18	4.27	4.23	4.26	6.26	5.58	5.18	4.33	4.26	4.14
Shepway	5.16	4.80	4.91	4.68	4.34	4.34	4.74	7.38	9.13	8.28	6.75	6.61	6.99
Swale	7.48	7.42	6.97	6.34	6.31	6.14	5.73	9.25	11.08	9.97	7.78	7.67	7.55
Thanet	5.67	5.59	5.21	5.35	5.31	5.54	5.37	10.31	11.81	10.59	7.55	7.46	7.34
Tonbridge & Malling	4.84	4.66	4.42	4.22	4.36	4.36	4.30	7.14	7.27	6.64	5.19	5.21	4.99
Tunbridge Wells	5.54	5.18	5.27	4.93	5.08	5.14	4.98	7.15	6.05	5.58	4.70	4.81	4.80

16-18 year old Not Known % Trends	Apr-16	Mar-16	Feb-16	Jan-16	Dec-15	Nov-15	Oct-15	Sep-15	Aug-15	Jul-15	Jun-15	May-15	Apr-15
Kent	7.06	7.01	7.44	8.27	10.47	14.14	21.83	51.73	31.14	27.78	9.24	9.61	9.74
Ashford	6.84	6.75	7.04	7.92	10.19	13.13	19.94	46.41	25.99	22.43	9.97	10.28	10.08
Canterbury	6.16	6.36	6.73	7.37	9.17	12.02	19.23	49.22	33.31	28.20	8.56	9.15	8.97
Dartford	7.00	7.02	8.01	9.03	10.33	19.08	26.20	57.63	33.59	32.32	8.08	8.30	8.82
Dover	7.42	7.28	7.60	8.56	10.87	13.26	21.56	55.29	35.70	31.00	9.98	10.21	10.50
Gravesham	7.28	7.27	7.75	8.62	11.38	18.55	25.53	58.16	33.46	33.07	9.16	9.54	9.61
Maidstone	6.73	6.55	7.07	7.71	9.31	11.74	19.43	50.64	28.56	24.87	7.88	8.39	8.64
Sevenoaks	8.09	7.86	8.35	8.93	11.10	16.31	23.66	50.77	29.20	26.23	10.82	11.41	11.24
Shepway	6.48	6.31	6.54	7.35	10.26	12.16	20.00	46.57	28.18	25.10	10.00	10.13	9.92
Swale	7.56	7.86	8.36	9.35	11.32	13.57	20.43	49.92	32.70	28.47	9.20	9.54	9.48
Thanet	8.04	8.29	8.59	9.48	12.06	15.74	25.70	57.11	40.04	35.98	10.92	11.34	11.74
Tonbridge & Malling	6.72	6.50	6.91	7.91	10.14	12.93	21.00	52.63	28.13	24.98	8.42	8.86	9.29
Tunbridge Wells	6.44	5.78	6.13	6.77	9.52	13.22	21.02	47.37	23.14	20.39	8.02	8.28	8.68

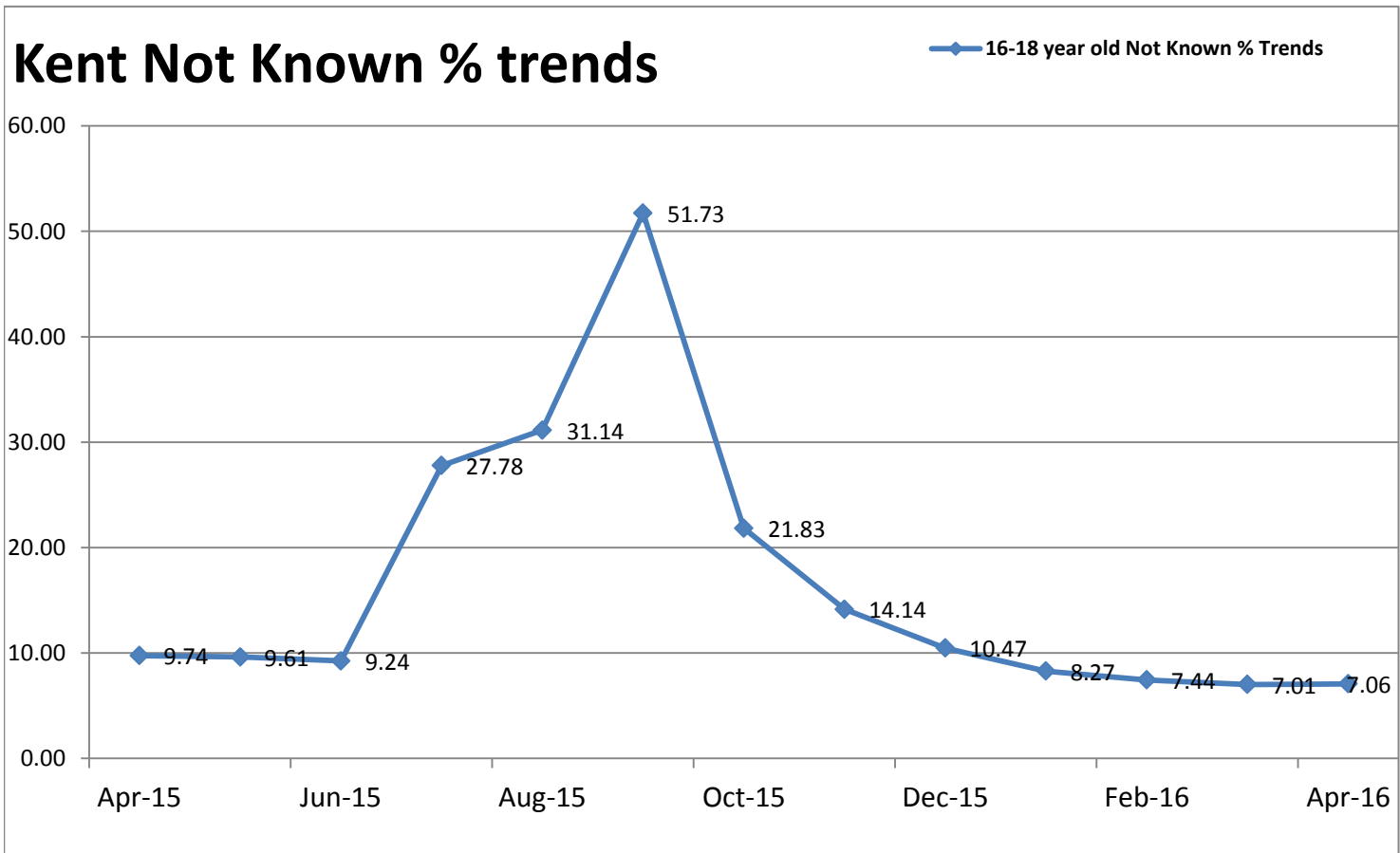
NEETs based on length of time in NEET	Equivalent - April 2015				
	0-6 weeks	7-13 weeks	14-26 weeks	27-52 weeks	52+ weeks
Kent	101	234	438	1035	842
Ashford	9	17	38	67	52
Canterbury	6	17	51	106	79
Dartford	6	11	23	79	53
Dover	10	23	33	42	62
Gravesham	7	22	37	94	76
Maidstone	6	15	47	115	84
Sevenoaks	1	4	15	71	48
Shepway	12	17	27	71	55
Swale	16	49	68	135	100
Thanet	15	25	48	87	98
Tonbridge & Malling	7	19	20	84	69
Tunbridge Wells	6	15	31	84	66

Progress RPA - Participating	
% Age 16	% Age 17
93.02%	83.61%
93.34%	83.95%
93.07%	85.22%
92.61%	84.02%
94.46%	82.11%
92.79%	83.31%
92.76%	83.63%
94.59%	84.14%
92.88%	83.53%
90.88%	82.15%
92.90%	82.53%
92.81%	84.40%
93.94%	84.80%

# Kent NEET % trends



# Kent Not Known % trends



# Education and Young People's Services Performance Management

## NEET Monthly Report - Kent

16-18 year old cohort by Vulnerable Group	Apr-16	Mar-16	Feb-16	Jan-16	Dec-15	Nov-15	Oct-15	Sep-15	Aug-15	Jul-15	Jun-15	May-15	Apr-15
Children in Care (CIC)	1064	1073	1048	991	1150	1128	712	708	693	695	699	668	667
subset CIC resp. not known	0	0	0	0	5	5	4	4	4	5			
subset CIC KCC responsibility	860	865	840	782	881	858	440	438	446	446			
subset CIC OOC responsibility	203	208	208	209	264	265	268	266	243	244			
Caring for own child	300	287	276	260	239	214	188	175	406	399	389	373	356
Asylum seeker	526	523	492	456	452	433	47	19	40	40	40	40	40
Carer not own child	80	78	77	74	73	70	66	66	89	88	88	88	87
Substance Misuse	64	63	62	61	61	62	59	59	74	74	73	73	72
Care Leaver (CL)	192	190	187	185	18	18	17	17	87	87	85	85	84
subset CL resp. not known	1	1	1	1	1	1	1	1	0	0			
subset CL KCC responsibility	180	178	175	173	11	11	10	10	79	79			
subset CL OOC responsibility	11	11	11	11	6	6	6	6	8	8			
Supervised by YOT	178	180	176	132	130	108	239	239	241	241	243	242	239
Pregnancy	190	177	167	153	148	139	141	137	235	238	240	210	195
Parent not caring for own child	8	8	8	8	7	7	7	7	16	16	16	16	16
SEND (16-18 year olds)	2231	2208	2209	2220	2224	2224	2232	2232	2071	2078	2079	2083	2082
SEND (19+ year olds)	341	375	413	467	512	541	595	627	3867	3895	3895	3895	3895
Total 16-18 cohort with at least one vulnerable group	3941	3900	3846	3737	3675	3608	3275	3228	3487	3482	3479	3418	3381

16-18 year old NEET by Vulnerable Group	Apr-16	Mar-16	Feb-16	Jan-16	Dec-15	Nov-15	Oct-15	Sep-15	Aug-15	Jul-15	Jun-15	May-15	Apr-15
Children in Care (CIC)	103	112	104	102	131	117	113	106	131	127	121	116	114
subset CIC resp. not known	0	0	0	0	3	3	3	3	3	4			
subset CIC KCC responsibility	83	91	84	84	106	98	92	88	103	98			
subset CIC OOC responsibility	20	21	20	18	22	16	18	15	25	25			
Caring for own child	230	220	211	196	180	154	131	124	292	290	281	267	253
Asylum seeker	4	6	4	2	4	3	7	3	4	4	4	4	4
Carer not own child	31	31	29	25	22	19	14	16	31	31	32	31	30
Substance Misuse	17	14	13	11	14	15	12	14	16	16	16	16	14
Care Leaver (CL)	59	48	46	43	8	9	8	9	41	40	38	38	38
subset CL resp. not known	4	0	0	0	0	0	0	1	0	0			
subset CL KCC responsibility	50	43	41	39	5	6	5	6	37	36			
subset CL OOC responsibility	5	5	5	4	3	3	3	2	4	4			
Supervised by YOT	72	73	65	50	47	38	82	89	91	91	87	89	83
Pregnancy	142	132	122	114	107	94	91	89	166	168	171	164	153
Parent not caring for own child	3	4	3	3	3	3	3	3	8	7	7	7	7
SEND (16-18 year olds)	264	265	261	244	206	186	163	173	221	212	194	198	191
SEND (19+ year olds)	37	43	49	65	74	79	84	91	841	857	849	841	836
Total 16-18 NEET with at least one vulnerable group	800	783	745	682	617	550	519	516	858	839	816	796	761

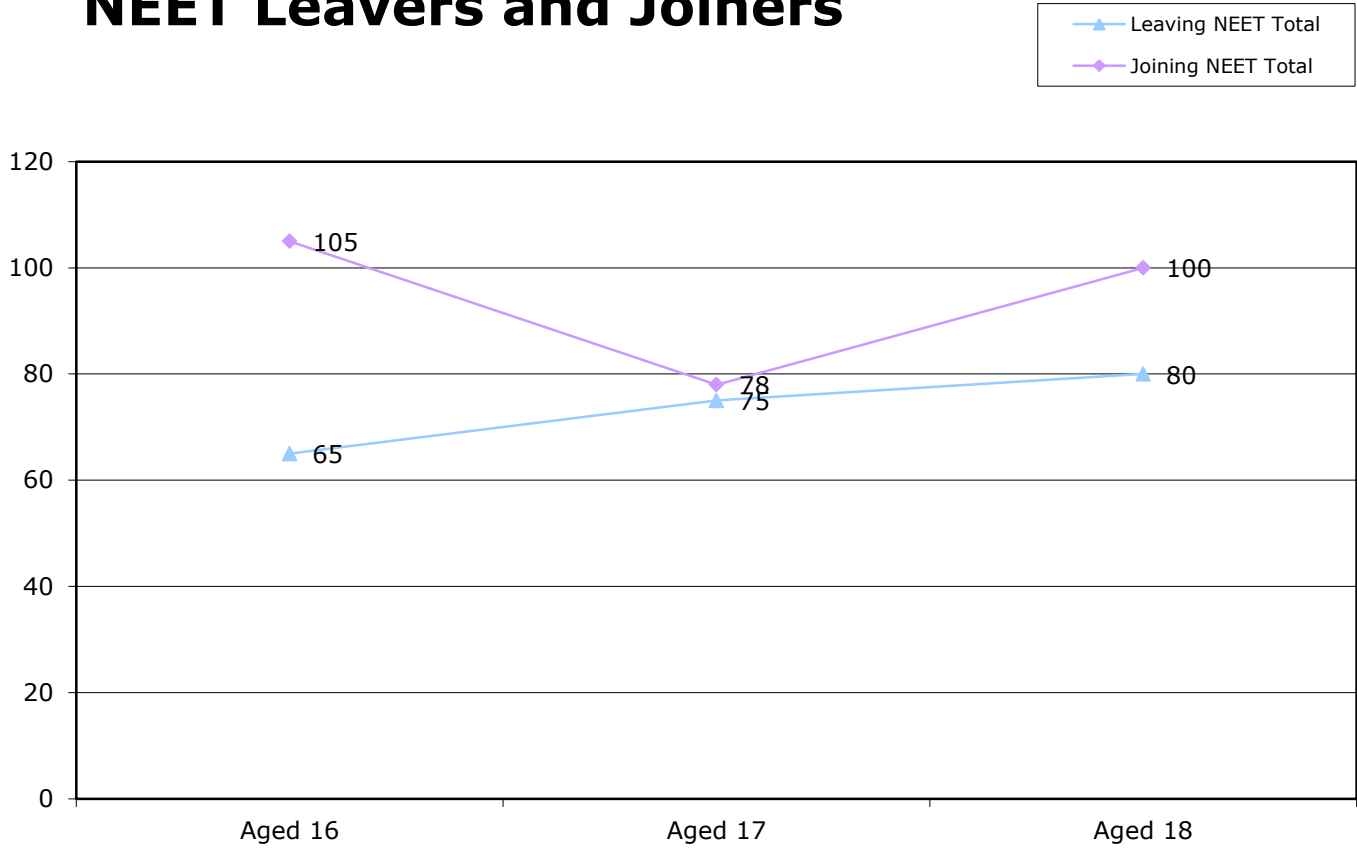
16-18 year old Not Knowns by Vulnerable Group	Apr-16	Mar-16	Feb-16	Jan-16	Dec-15	Nov-15	Oct-15	Sep-15	Aug-15	Jul-15	Jun-15	May-15	Apr-15
Children in Care (CIC)	16	21	22	33	171	209	299	460	360	311	121	115	107
subset CIC resp. not known	0	0	0	0	0	0	0	1	1	1			
subset CIC KCC responsibility	8	10	11	18	97	121	176	253	204	177			
subset CIC OOC responsibility	8	11	11	15	74	88	123	206	155	133			
Caring for own child	20	21	22	20	23	28	36	36	84	75	48	45	45
Asylum seeker	8	8	6	7	9	19	7	13	30	25	13	12	12
Carer not own child	8	8	8	11	13	16	19	37	40	38	15	16	14
Substance Misuse	7	7	7	10	12	15	18	30	35	32	19	16	15
Care Leaver (CL)	21	31	31	42	5	5	4	5	37	35	21	19	18
subset CL resp. not known	0	0	0	0	0	0	0	0	0	0			
subset CL KCC responsibility	17	27	27	37	3	3	3	3	34	32			
subset CL OOC responsibility	4	4	4	5	2	2	1	2	3	3			
Supervised by YOT	10	12	11	11	30	34	90	109	91	76	37	26	15
Pregnancy	19	17	18	17	21	27	33	37	50	45	25	21	20
Parent not caring for own child	2	2	2	2	3	2	2	3	6	7	3	4	3
SEND (16-18 year olds)	126	116	118	167	337	429	642	1333	1011	954	330	314	298
SEND (19+ year olds)	160	172	197	236	262	292	349	504	2912	2886	2700	2693	2655
Total 16-18 not known with at least one vulnerable group	211	217	221	283	522	657	976	1812	1531	1407	543	509	478

<b>16-18 Year old NEET Leavers &amp; Joiners</b>	<b>Aged 16</b>	<b>Aged 17</b>	<b>Aged 18</b>	<b>16-18 Total</b>	<b>Aged 19</b>
Leaving NEET Total	65	75	80	220	105
Education	3	2	2	7	0
Employment	15	46	49	110	7
Government supported training	42	20	22	84	0
Re-engagement Provision	0	0	0	0	0
Transfer to another LA	4	4	1	9	0
Age reached where no active record required	0	0	0	0	98
Left England so no longer active record	1	0	0	1	0
Found to be a duplicate record	0	0	0	0	0
Deceased	0	0	0	0	0
Custodial Sentence	0	1	1	2	0
Cannot Be Contacted	0	1	0	1	0
Refused to disclose activity	0	0	0	0	0
Unknown Activity	0	0	0	0	0
Other Reason	0	1	5	6	0
Joining NEET Total	105	78	100	283	2
Education	55	22	14	91	1
Employment	10	14	51	75	0
Training	22	19	11	52	1
Re-engagement Provision	1	1	0	2	0
From other area	0	0	0	0	0
Other (inc custodial sentence)	17	22	24	63	0
Joiners>Leavers	-40	-3	-20	-63	103

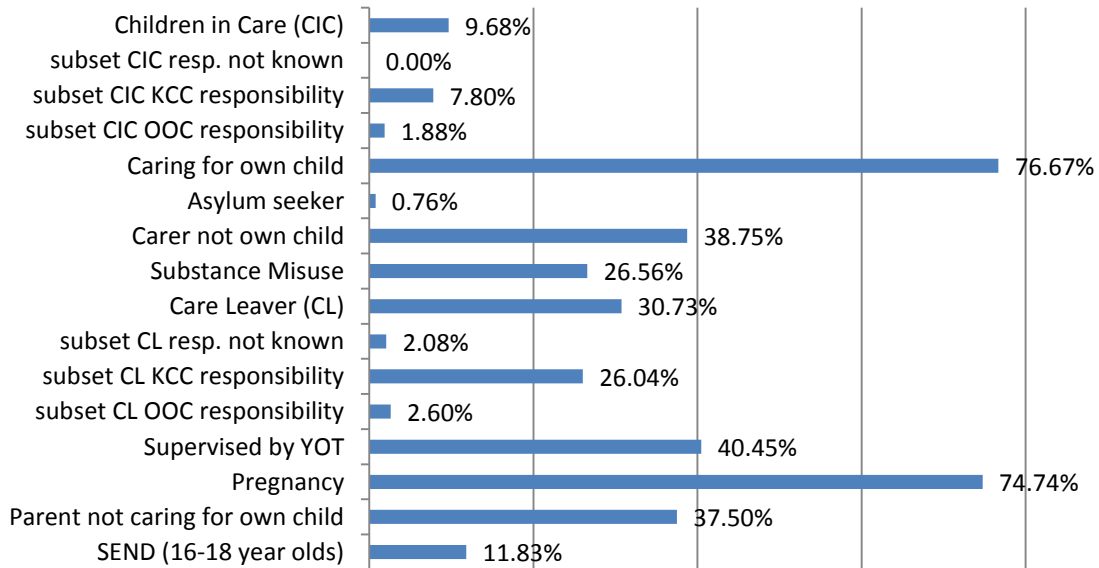
<b>16-18 Year Old NEET Labour Market Summary</b>	<b>No</b>	<b>%</b>
<b>Available:</b>		
Working not for reward	45	2.15%
Not yet ready for work or learning	130	6.21%
Start Date agreed (other)	24	1.15%
Start Date agreed (RPA compliant)	35	1.67%
Seeking EET	1859	88.82%
Available Total	2093	100%
<b>Unavailable:</b>		
Young carers	18	3.23%
Teenage parents	186	33.39%
Illness	244	43.81%
Pregnancy	99	17.77%
Religious grounds	0	0.00%
Unlikely to be economically active	10	1.80%
Other reason	0	0.00%
Unavailable Total	557	100%



# NEET Leavers and Joiners



## % of Vulnerable Cohorts who are NEET



# Education and Young People's Services Performance Management

## NEET Monthly Report - Ashford

16-18 year old cohort by Vulnerable Group	Apr-16	Mar-16	Feb-16	Jan-16	Dec-15	Nov-15	Oct-15	Sep-15	Aug-15	Jul-15	Jun-15	May-15	Apr-15
Children in Care	160	156	150	137	198	194	61	69	61	61	60	55	56
subset CIC resp. not known	0	0	0	0	0	0	0	0	0	0			
subset CIC KCC responsibility	145	141	135	122	175	171	38	41	37	37			
subset CIC OOC responsibility	15	15	15	15	23	23	23	28	24	24			
Caring for own child	19	19	19	19	18	14	12	11	29	28	28	26	23
Asylum seeker	131	125	118	104	142	137	16	2	4	4	4	4	4
Carer not own child	11	11	11	10	10	9	9	9	10	10	10	10	10
Substance Misuse	6	6	5	4	6	5	5	5	7	7	7	7	7
Care Leaver	19	19	19	18	2	2	1	1	6	6	6	5	5
subset CL resp. not known	0	0	0	0	0	0	0	0	0	0			
subset CL KCC responsibility	18	18	18	17	2	2	1	1	6	6			
subset CL OOC responsibility	1	1	1	1	0	0	0	0	0	0			
Supervised by YOT	6	6	6	6	6	6	10	10	13	13	13	13	13
Pregnancy	12	10	8	7	7	8	8	7	15	16	16	14	13
Parent not caring for own child	0	0	0	0	0	0	0	0	0	0	0	0	0
SEND (16-18 year olds)	168	167	170	173	174	177	177	189	154	154	154	154	153
SEND (19+ year olds)	33	34	38	39	41	42	44	44	316	319	319	319	319
Total 16-18 cohort with at least one vulnerable group	382	374	367	354	392	387	266	264	263	262	262	254	251

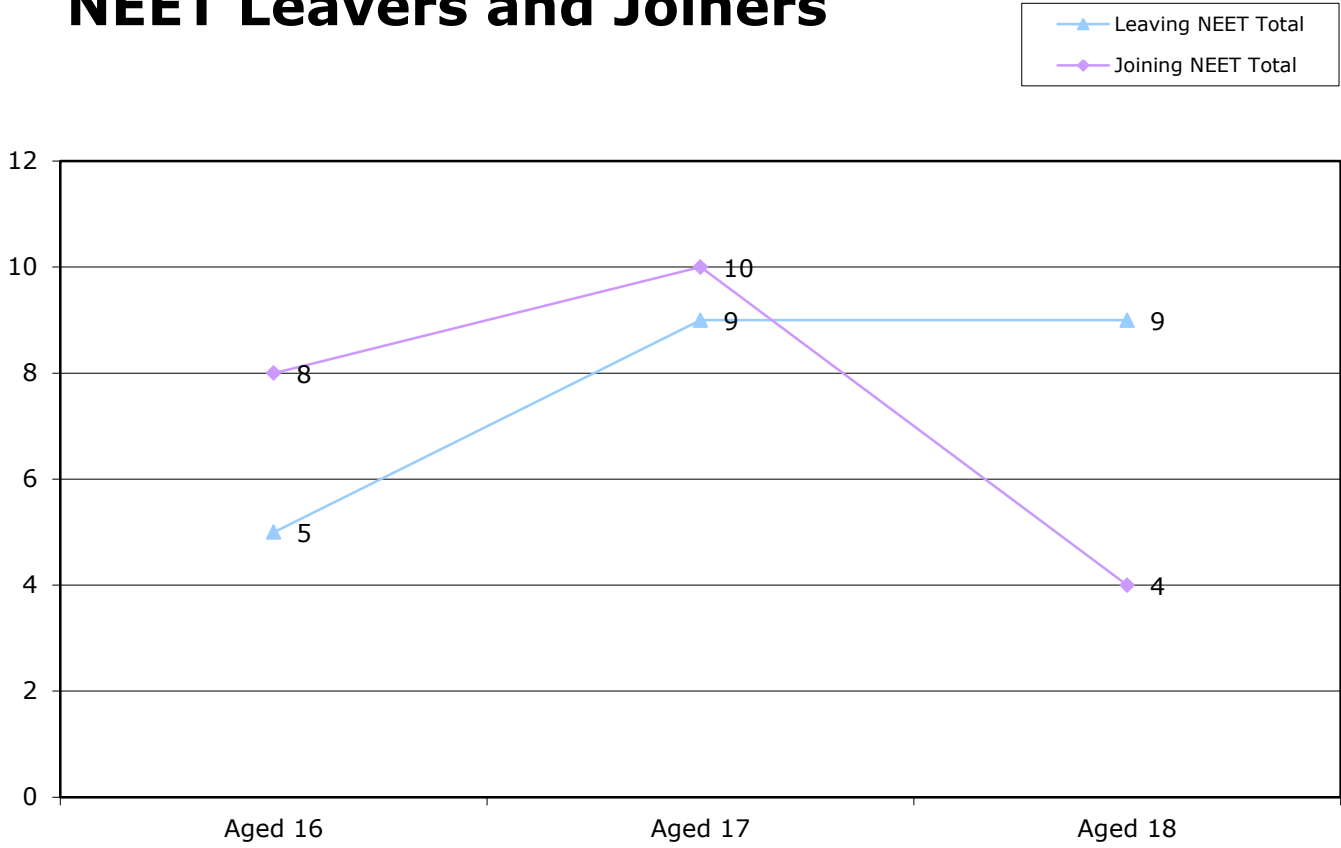
16-18 year old NEET by Vulnerable Group	Apr-16	Mar-16	Feb-16	Jan-16	Dec-15	Nov-15	Oct-15	Sep-15	Aug-15	Jul-15	Jun-15	May-15	Apr-15
Children in Care	7	9	8	9	15	13	12	13	14	12	13	13	14
subset CIC resp. not known	0	0	0	0	0	0	0	0	0	0			
subset CIC KCC responsibility	4	5	4	5	11	10	10	11	14	12			
subset CIC OOC responsibility	3	4	4	4	4	3	2	2	0	0			
Caring for own child	17	16	16	16	16	12	10	8	22	21	21	20	17
Asylum seeker	0	0	1	0	0	0	1	0	0	0	0	0	0
Carer not own child	2	3	3	2	2	1	1	2	1	1	1	1	1
Substance Misuse	3	3	2	1	3	2	3	3	4	4	4	4	4
Care Leaver	5	4	4	4	1	2	1	1	4	4	4	3	3
subset CL resp. not known	0	0	0	0	0	0	0	0	0	0			
subset CL KCC responsibility	5	4	4	4	1	2	1	1	4	4			
subset CL OOC responsibility	0	0	0	0	0	0	0	0	0	0			
Supervised by YOT	4	4	3	4	3	2	3	4	5	5	5	5	5
Pregnancy	11	9	6	6	5	6	6	5	9	10	11	10	10
Parent not caring for own child	0	0	0	0	0	0	0	0	0	0	0	0	0
SEND (16-18 year olds)	19	21	18	17	15	12	12	13	15	13	12	14	12
SEND (19+ year olds)	5	5	6	6	5	6	8	8	40	41	41	40	40
Total 16-18 NEET with at least one vulnerable group	60	60	53	51	47	42	41	40	59	56	57	56	53

16-18 year old Not Knowns by Vulnerable Group	Apr-16	Mar-16	Feb-16	Jan-16	Dec-15	Nov-15	Oct-15	Sep-15	Aug-15	Jul-15	Jun-15	May-15	Apr-15
Children in Care	1	1	1	2	15	24	26	43	33	31	15	12	12
subset CIC resp. not known	0	0	0	0	0	0	0	0	0	0			
subset CIC KCC responsibility	1	1	1	2	7	14	13	22	15	14			
subset CIC OOC responsibility	0	0	0	0	8	10	13	21	18	17			
Caring for own child	2	2	2	2	1	1	1	1	4	4	4	4	4
Asylum seeker	1	1	1	2	2	7	2	2	4	3	2	2	2
Carer not own child	1	1	1	1	2	2	2	5	6	6	3	3	2
Substance Misuse	0	0	0	0	0	0	0	2	1	1	1	1	1
Care Leaver	1	2	2	2	0	0	0	0	1	1	2	2	2
subset CL resp. not known	0	0	0	0	0	0	0	0	0	0			
subset CL KCC responsibility	0	1	1	1	0	0	0	0	1	1			
subset CL OOC responsibility	1	1	1	1	0	0	0	0	0	0			
Supervised by YOT	0	1	0	1	2	2	3	3	3	3	4	3	1
Pregnancy	1	1	1	1	2	2	2	2	5	5	4	4	3
Parent not caring for own child	0	0	0	0	0	0	0	0	0	0	0	0	0
SEND (16-18 year olds)	11	10	11	13	26	35	54	113	63	55	26	23	22
SEND (19+ year olds)	20	20	23	23	25	26	26	34	263	266	254	247	244
Total not known with at least one vulnerable group	17	18	18	22	43	58	77	147	104	94	51	47	44

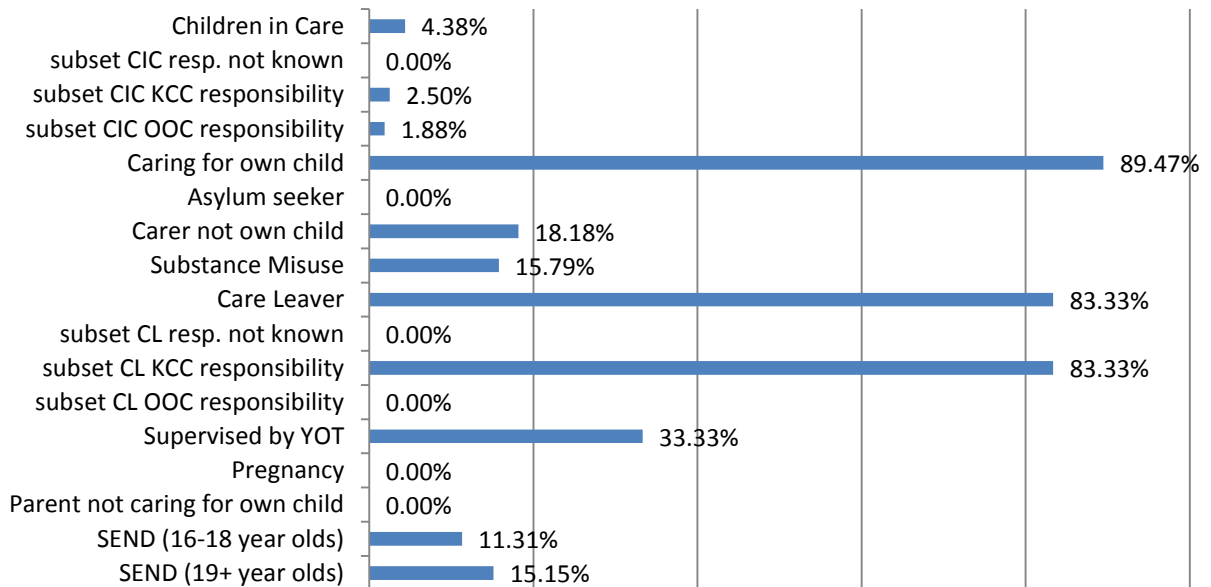
<b>16-18 Year old NEET Leavers &amp; Joiners</b>	<b>Aged 16</b>	<b>Aged 17</b>	<b>Aged 18</b>	<b>16-18 Total</b>	<b>Aged 19</b>
Leaving NEET Total	5	9	9	23	8
Education	0	0	0	0	0
Employment	1	7	7	15	0
Government supported training	4	1	1	6	0
Re-engagement Provision	0	0	0	0	0
Transfer to another LA	0	1	0	1	0
Age reached where no active record required	0	0	0	0	8
Left England so no longer active record	0	0	0	0	0
Found to be a duplicate record	0	0	0	0	0
Deceased	0	0	0	0	0
Custodial Sentence	0	0	0	0	0
Cannot Be Contacted	0	0	0	0	0
Refused to disclose activity	0	0	0	0	0
Unknown Activity	0	0	0	0	0
Other Reason	0	0	1	1	0
Joining NEET Total	8	10	4	22	0
Education	5	0	0	5	0
Employment	2	4	3	9	0
Training	0	0	1	1	0
Re-engagement Provision	0	0	0	0	0
From other area	0	0	0	0	0
Other (inc custodial sentence)	1	6	0	7	0
Joiners>Leavers	-3	-1	5	1	8

<b>16-18 Year Old NEET Labour Market Summary</b>	<b>No</b>	<b>%</b>
<b>Available:</b>		
Working not for reward	6	4.51%
Not yet ready for work or learning	14	10.53%
Start Date agreed (other)	0	0.00%
Start Date agreed (RPA compliant)	1	0.75%
Seeking EET	112	84.21%
Available Total	133	100%
<b>Unavailable:</b>		
Young carers	2	4.00%
Teenage parents	14	28.00%
Illness	25	50.00%
Pregnancy	8	16.00%
Religious grounds	0	0.00%
Unlikely to be economically active	1	2.00%
Other reason	0	0.00%
Unavailable Total	50	100%

# NEET Leavers and Joiners



## % of Vulnerable Cohorts who are NEET



# Education and Young People's Services Performance Management

## NEET Monthly Report - Canterbury

16-18 year old cohort by Vulnerable Group	Apr-16	Mar-16	Feb-16	Jan-16	Dec-15	Nov-15	Oct-15	Sep-15	Aug-15	Jul-15	Jun-15	May-15	Apr-15
Children in Care	190	189	184	174	180	176	85	80	85	85	85	81	80
subset CIC resp. not known	0	0	0	0	2	2	2	2	2	2			
subset CIC KCC responsibility	149	147	142	132	132	128	38	36	43	43			
subset CIC OOC responsibility	41	42	42	42	46	46	45	42	40	40			
Caring for own child	27	28	29	26	22	18	16	14	36	35	35	33	33
Asylum seeker	113	111	104	99	91	89	5	1	7	7	7	7	7
Carer not own child	6	7	7	7	6	6	6	6	4	4	4	4	4
Substance Misuse	9	9	9	9	9	9	9	9	9	9	9	9	9
Care Leaver	36	35	34	34	0	0	0	0	6	6	6	6	6
subset CL resp. not known	0	0	0	0	0	0	0	0	0	0			
subset CL KCC responsibility	35	34	33	33	0	0	0	0	6	6			
subset CL OOC responsibility	1	1	1	1	0	0	0	0	0	0			
Supervised by YOT	12	12	12	6	6	7	27	28	20	20	20	20	19
Pregnancy	22	22	17	17	17	16	15	14	24	24	24	20	20
Parent not caring for own child	0	0	0	0	0	0	0	0	0	0	0	0	0
SEND (16-18 year olds)	245	242	244	244	245	244	242	226	221	222	223	224	223
SEND (19+ year olds)	32	38	44	52	54	53	57	59	343	345	345	345	345
Total 16-18 cohort with at least one vulnerable group	501	497	488	472	440	434	357	332	357	356	357	349	348

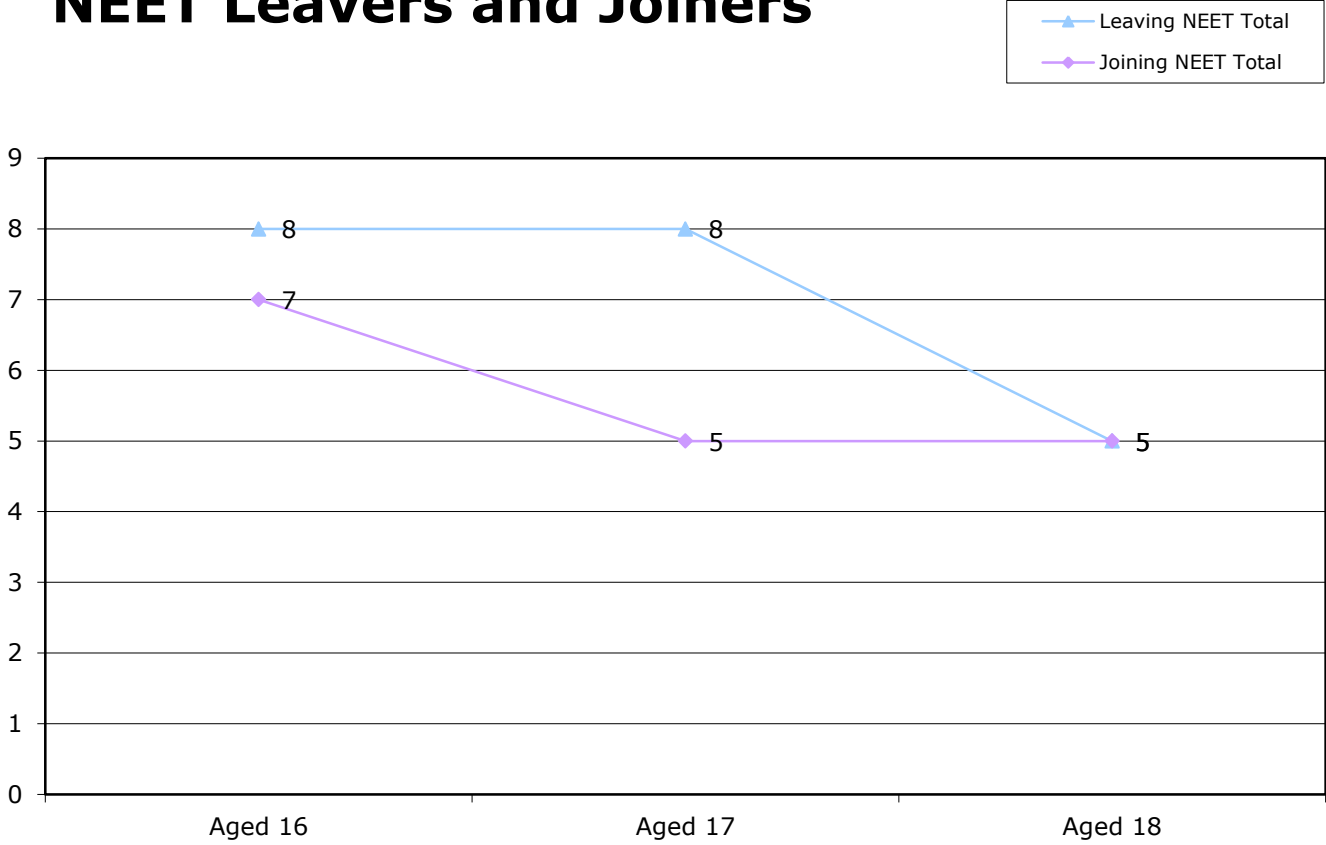
16-18 year old NEET by Vulnerable Group	Apr-16	Mar-16	Feb-16	Jan-16	Dec-15	Nov-15	Oct-15	Sep-15	Aug-15	Jul-15	Jun-15	May-15	Apr-15
Children in Care	19	20	22	22	18	12	13	11	14	14	14	14	12
subset CIC resp. not known	0	0	0	0	1	1	2	1	1	1			
subset CIC KCC responsibility	15	15	16	16	10	7	7	7	8	8			
subset CIC OOC responsibility	4	5	6	6	7	4	5	3	5	5			
Caring for own child	15	18	19	17	13	10	9	7	22	22	22	20	20
Asylum seeker	1	1	1	1	0	0	1	0	1	1	1	1	1
Carer not own child	2	3	2	2	1	1	0	0	0	0	0	0	0
Substance Misuse	1	1	1	1	1	1	1	1	2	2	2	1	1
Care Leaver	4	3	4	5	0	0	0	0	5	5	5	5	5
subset CL resp. not known	4	0	0	0	0	0	0	0	0	0			
subset CL KCC responsibility	0	3	3	4	0	0	0	0	5	5			
subset CL OOC responsibility		0	1	1	0	0	0	0	0	0			
Supervised by YOT	8	9	10	4	4	5	7	8	7	7	8	8	7
Pregnancy	17	17	13	15	15	14	14	12	19	19	19	19	19
Parent not caring for own child	0	0	0	0	0	0	0	0	0	0	0	0	0
SEND (16-18 year olds)	39	38	40	37	30	24	21	22	27	26	25	25	23
SEND (19+ year olds)	5	7	8	8	9	8	9	9	78	78	77	77	77
Total 16-18 NEET with at least one vulnerable group	92	96	96	89	68	58	56	51	82	80	80	77	74

16-18 year old Not Knowns by Vulnerable Group	Apr-16	Mar-16	Feb-16	Jan-16	Dec-15	Nov-15	Oct-15	Sep-15	Aug-15	Jul-15	Jun-15	May-15	Apr-15
Children in Care	1	2	3	3	18	21	30	55	47	44	12	11	11
subset CIC resp. not known	0	0	0	0	0	0	0	1	1	1			
subset CIC KCC responsibility	1	1	1	1	12	14	20	25	19	19			
subset CIC OOC responsibility	0	1	2	2	6	7	10	29	27	24			
Caring for own child	3	4	4	4	5	6	6	7	11	9	6	6	6
Asylum seeker	2	2	1	1	1	2	1	1	6	6	4	3	3
Carer not own child	2	2	2	2	3	3	4	5	2	2	0	0	0
Substance Misuse	2	1	1	1	1	2	2	5	4	4	2	2	2
Care Leaver	4	4	3	4	0	0	0	0	1	1	0	0	0
subset CL resp. not known	0	0	0	0	0	0	0	0	0	0			
subset CL KCC responsibility	4	4	3	4	0	0	0	0	1	1			
subset CL OOC responsibility	0	0	0	0	0	0	0	0	0	0			
Supervised by YOT	2	1	1	1	0	1	11	15	9	8	1	0	0
Pregnancy	1	1	1	1	1	1	1	2	3	3	2	0	0
Parent not caring for own child	0	0	0	0	0	0	0	0	0	0	0	0	0
SEND (16-18 year olds)	14	16	16	19	36	46	72	131	116	112	32	31	29
SEND (19+ year olds)	17	19	24	34	34	35	38	48	259	260	218	218	216
Total not known with at least one vulnerable group	27	30	29	33	56	71	111	193	170	160	52	47	45

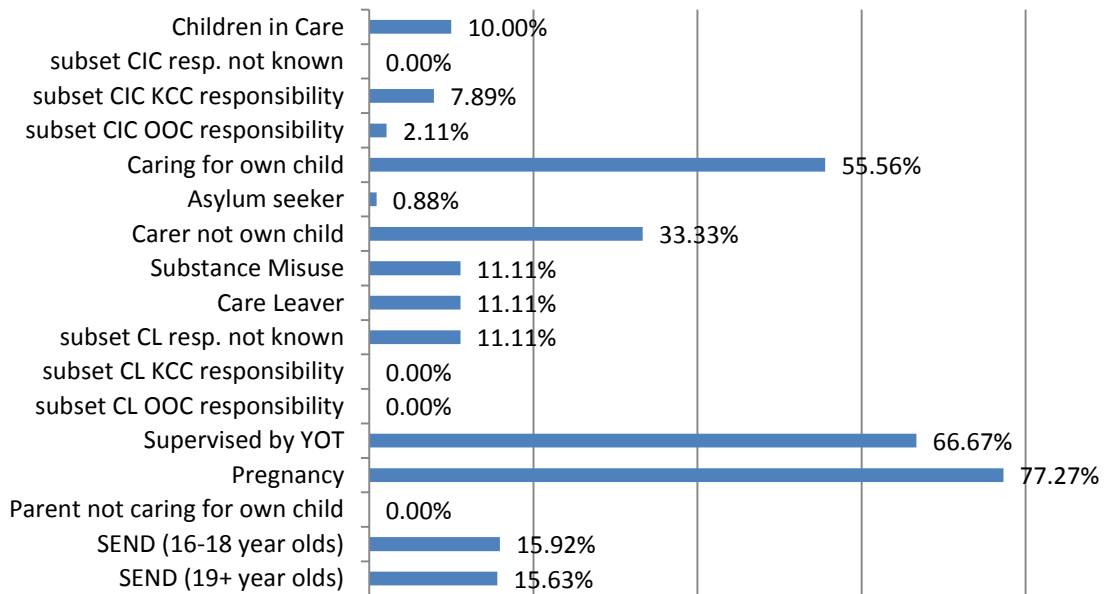
<b>16-18 Year old NEET Leavers &amp; Joiners</b>	<b>Aged 16</b>	<b>Aged 17</b>	<b>Aged 18</b>	<b>16-18 Total</b>	<b>Aged 19</b>
Leaving NEET Total	8	8	5	21	10
Education	3	0	0	3	0
Employment	1	6	3	10	0
Government supported training	4	1	2	7	0
Re-engagement Provision	0	0	0	0	0
Transfer to another LA	0	0	0	0	0
Age reached where no active record required	0	0	0	0	10
Left England so no longer active record	0	0	0	0	0
Found to be a duplicate record	0	0	0	0	0
Deceased	0	0	0	0	0
Custodial Sentence	0	0	0	0	0
Cannot Be Contacted	0	1	0	1	0
Refused to disclose activity	0	0	0	0	0
Unknown Activity	0	0	0	0	0
Other Reason	0	0	0	0	0
Joining NEET Total	7	5	5	17	0
Education	5	2	2	9	0
Employment	2	0	0	2	0
Training	0	2	1	3	0
Re-engagement Provision	0	0	0	0	0
From other area	0	0	0	0	0
Other (inc custodial sentence)	0	1	2	3	0
Joiners>Leavers	1	3	0	4	10

<b>16-18 Year Old NEET Labour Market Summary</b>	<b>No</b>	<b>%</b>
<b>Available:</b>		
Working not for reward	4	1.95%
Not yet ready for work or learning	17	8.29%
Start Date agreed (other)	2	0.98%
Start Date agreed (RPA compliant)	0	0.00%
Seeking EET	182	88.78%
Available Total	205	100%
<b>Unavailable:</b>		
Young carers	1	1.85%
Teenage parents	11	20.37%
Illness	28	51.85%
Pregnancy	11	20.37%
Religious grounds	0	0.00%
Unlikely to be economically active	3	5.56%
Other reason	0	0.00%
Unavailable Total	54	100%

# NEET Leavers and Joiners



## % of Vulnerable Cohorts who are NEET



# Education and Young People's Services Performance Management

## NEET Monthly Report - Dartford

16-18 year old cohort by Vulnerable Group	Apr-16	Mar-16	Feb-16	Jan-16	Dec-15	Nov-15	Oct-15	Sep-15	Aug-15	Jul-15	Jun-15	May-15	Apr-15
Children in Care	31	31	32	30	37	37	31	27	31	29	28	25	24
subset CIC resp. not known	0	0	0	0	1	1	1	1	1	1			
subset CIC KCC responsibility	22	22	23	22	25	25	19	16	19	17			
subset CIC OOC responsibility	9	9	9	8	11	11	11	10	11	11			
Caring for own child	14	14	13	13	14	10	6	4	16	16	14	14	14
Asylum seeker	10	11	10	9	3	3	0	0	1	1	1	1	1
Carer not own child	2	2	2	2	2	2	2	1	5	5	5	5	5
Substance Misuse	1	1	1	1	1	1	1	1	2	1	1	1	1
Care Leaver	12	12	11	11	0	0	0	0	2	2	2	2	2
subset CL resp. not known	0	0	0	0	0	0	0	0	0	0			
subset CL KCC responsibility	12	12	11	11	0	0	0	0	2	2			
subset CL OOC responsibility	0	0	0	0	0	0	0	0	0	0			
Supervised by YOT	8	8	8	7	6	6	11	10	11	10	9	9	9
Pregnancy	7	7	7	7	6	2	2	3	7	6	6	3	3
Parent not caring for own child	0	0	0	0	0	0	0	0	1	1	1	1	1
SEND (16-18 year olds)	119	112	113	112	112	111	112	120	114	114	113	113	113
SEND (19+ year olds)	18	23	24	27	30	34	36	37	248	248	248	248	248
Total 16-18 cohort with at least one vulnerable group	178	172	171	168	163	154	150	153	175	172	170	164	163

16-18 year old NEET by Vulnerable Group	Apr-16	Mar-16	Feb-16	Jan-16	Dec-15	Nov-15	Oct-15	Sep-15	Aug-15	Jul-15	Jun-15	May-15	Apr-15
Children in Care	5	4	4	2	6	7	8	7	10	8	6	5	5
subset CIC resp. not known	0	0	0	0	1	1	1	1	1	1			
subset CIC KCC responsibility	4	3	3	2	4	5	6	5	7	5			
subset CIC OOC responsibility	1	1	1	0	1	1	1	1	2	2			
Caring for own child	10	10	9	10	12	8	5	4	15	15	13	13	13
Asylum seeker	0	0	0	0	0	0	0	0	1	1	1	1	1
Carer not own child	1	1	1	0	0	0	0	0	1	1	1	1	1
Substance Misuse	1	0	0	0	0	0	0	0	0	0	0	0	0
Care Leaver	5	4	4	4	0	0	0	0	0	0	0	0	0
subset CL resp. not known	0	0	0	0	0	0	0	0	0	0			
subset CL KCC responsibility	5	4	4	4	0	0	0	0	0	0			
subset CL OOC responsibility	0	0	0	0	0	0	0	0	0	0			
Supervised by YOT	3	2	2	1	1	2	4	4	3	4	3	3	2
Pregnancy	5	5	5	5	5	1	1	2	4	3	3	2	2
Parent not caring for own child	0	0	0	0	0	0	0	0	1	1	1	1	1
SEND (16-18 year olds)	15	13	13	11	11	8	5	7	7	6	4	5	4
SEND (19+ year olds)	1	2	2	2	2	4	5	4	42	42	41	40	40
Total 16-18 NEET with at least one vulnerable group	41	36	35	31	33	23	20	20	35	32	28	27	25

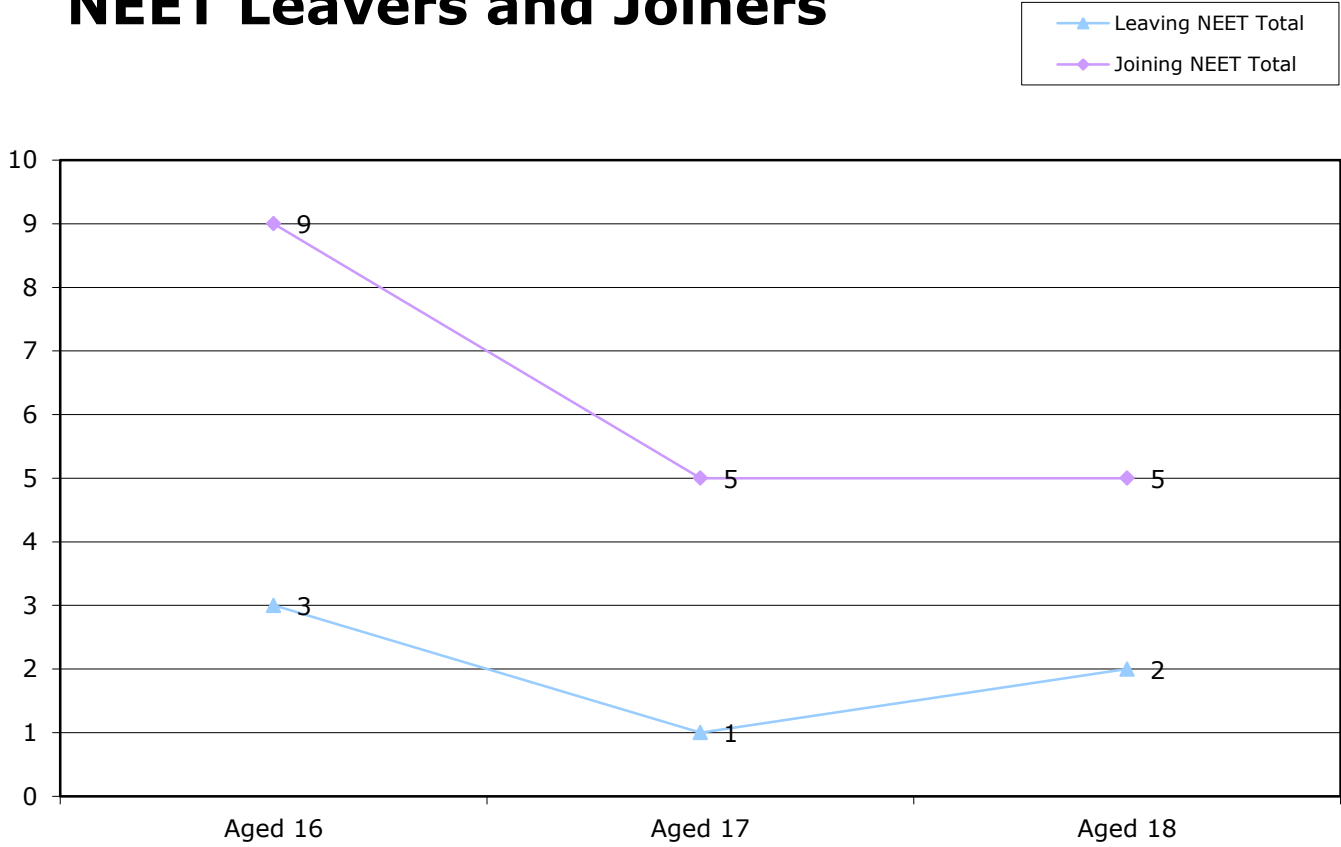
16-18 year old Not Knowns by Vulnerable Group	Apr-16	Mar-16	Feb-16	Jan-16	Dec-15	Nov-15	Oct-15	Sep-15	Aug-15	Jul-15	Jun-15	May-15	Apr-15
Children in Care	0	1	2	3	8	9	13	16	14	12	8	6	6
subset CIC resp. not known	0	0	0	0	0	0	0	0	0	0			
subset CIC KCC responsibility	0	0	1	2	4	4	7	8	7	7			
subset CIC OOC responsibility	0	1	1	1	4	5	6	8	7	5			
Caring for own child	0	0	0	0	0	0	0	0	1	1	1	1	1
Asylum seeker	0	0	0	0	0	0	0	0	0	0	0	0	0
Carer not own child	0	0	0	1	1	1	1	1	3	3	2	2	2
Substance Misuse	0	1	1	1	1	0	0	0	1	1	1	1	1
Care Leaver	1	2	1	2	0	0	0	0	2	2	2	2	2
subset CL resp. not known	0	0	0	0	0	0	0	0	0	0			
subset CL KCC responsibility	1	2	1	2	0	0	0	0	2	2			
subset CL OOC responsibility	0	0	0	0	0	0	0	0	0	0			
Supervised by YOT	0	0	0	0	3	2	3	4	6	3	1	1	1
Pregnancy	1	1	1	1	1	1	1	1	3	3	1	1	1
Parent not caring for own child	0	0	0	0	0	0	0	0	0	0	0	0	0
SEND (16-18 year olds)	6	8	6	9	17	29	39	68	52	48	15	14	13
SEND (19+ year olds)	12	10	11	13	15	17	18	31	201	194	185	185	185
Total not known with at least one vulnerable group	8	12	10	14	26	38	52	84	78	70	28	25	24



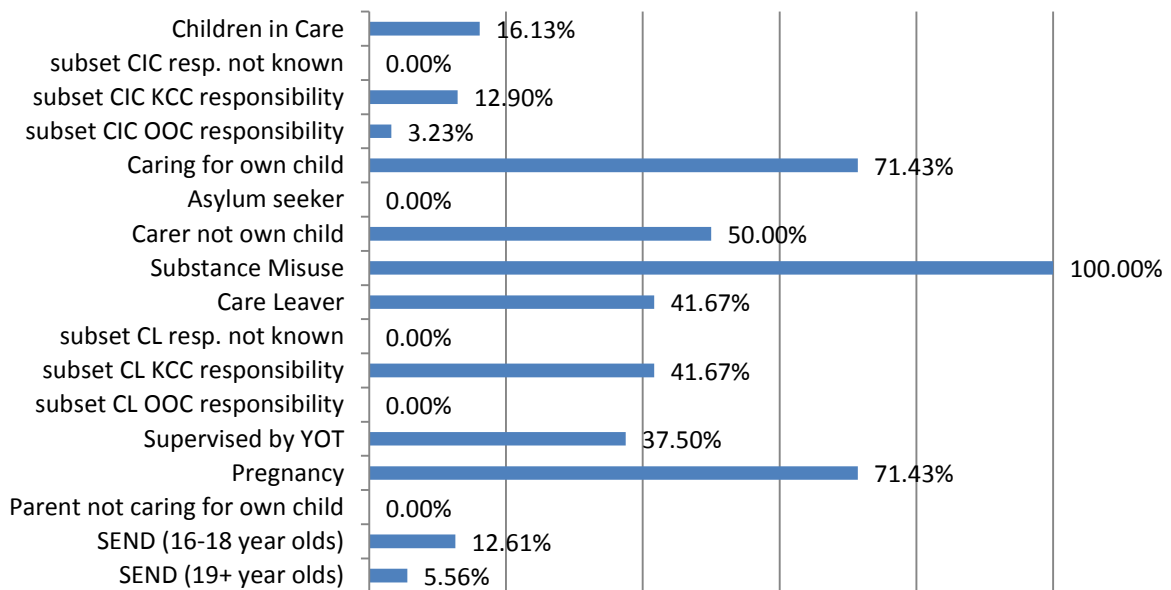
<b>16-18 Year old NEET Leavers &amp; Joiners</b>	<b>Aged 16</b>	<b>Aged 17</b>	<b>Aged 18</b>	<b>16-18 Total</b>	<b>Aged 19</b>
Leaving NEET Total	3	1	2	6	8
Education	0	0	0	0	0
Employment	0	0	1	1	0
Government supported training	3	1	1	5	0
Re-engagement Provision	0	0	0	0	0
Transfer to another LA	0	0	0	0	0
Age reached where no active record required	0	0	0	0	8
Left England so no longer active record	0	0	0	0	0
Found to be a duplicate record	0	0	0	0	0
Deceased	0	0	0	0	0
Custodial Sentence	0	0	0	0	0
Cannot Be Contacted	0	0	0	0	0
Refused to disclose activity	0	0	0	0	0
Unknown Activity	0	0	0	0	0
Other Reason	0	0	0	0	0
Joining NEET Total	9	5	5	19	0
Education	4	1	1	6	0
Employment	1	0	2	3	0
Training	2	1	1	4	0
Re-engagement Provision	0	0	0	0	0
From other area	0	0	0	0	0
Other (inc custodial sentence)	2	3	1	6	0
Joiners>Leavers	-6	-4	-3	-13	8

<b>16-18 Year Old NEET Labour Market Summary</b>	<b>No</b>	<b>%</b>
<b>Available:</b>		
Working not for reward	1	0.70%
Not yet ready for work or learning	4	2.82%
Start Date agreed (other)	1	0.70%
Start Date agreed (RPA compliant)	4	2.82%
Seeking EET	132	92.96%
Available Total	142	100%
<b>Unavailable:</b>		
Young carers	0	0.00%
Teenage parents	10	33.33%
Illness	14	46.67%
Pregnancy	5	16.67%
Religious grounds	0	0.00%
Unlikely to be economically active	1	3.33%
Other reason	0	0.00%
Unavailable Total	30	100%

# NEET Leavers and Joiners



## % of Vulnerable Cohorts who are NEET



# Education and Young People's Services Performance Management

## NEET Monthly Report - Dover

16-18 year old cohort by Vulnerable Group	Apr-16	Mar-16	Feb-16	Jan-16	Dec-15	Nov-15	Oct-15	Sep-15	Aug-15	Jul-15	Jun-15	May-15	Apr-15
Children in Care	59	60	60	55	58	61	55	60	55	55	55	52	54
subset CIC resp. not known	0	0	0	0	0	0	0	0	0	0			
subset CIC KCC responsibility	51	52	52	47	46	49	40	44	40	40			
subset CIC OOC responsibility	8	8	8	8	12	12	15	16	15	15			
Caring for own child	30	28	26	24	24	18	17	16	43	42	41	41	39
Asylum seeker	22	23	22	20	10	10	3	2	4	4	4	4	4
Carer not own child	8	6	6	6	6	6	6	6	6	6	6	6	6
Substance Misuse	13	13	13	14	14	14	13	13	16	16	16	16	15
Care Leaver	7	8	7	7	1	1	1	1	10	9	9	10	10
subset CL resp. not known	0	0	0	0	0	0	0	0	0	0			
subset CL KCC responsibility	7	8	7	7	1	1	1	1	10	9			
subset CL OOC responsibility	0	0	0	0	0	0	0	0	0	0			
Supervised by YOT	23	23	21	22	15	16	30	30	27	28	28	29	30
Pregnancy	23	22	22	19	19	19	16	16	21	21	22	22	22
Parent not caring for own child	1	1	1	1	1	1	1	1	2	2	2	2	2
SEND (16-18 year olds)	169	171	170	174	178	180	190	193	173	175	175	177	179
SEND (19+ year olds)	30	30	37	41	48	52	60	63	341	341	341	341	341
Total 16-18 cohort with at least one vulnerable group	308	306	302	297	286	284	288	290	310	309	309	311	310

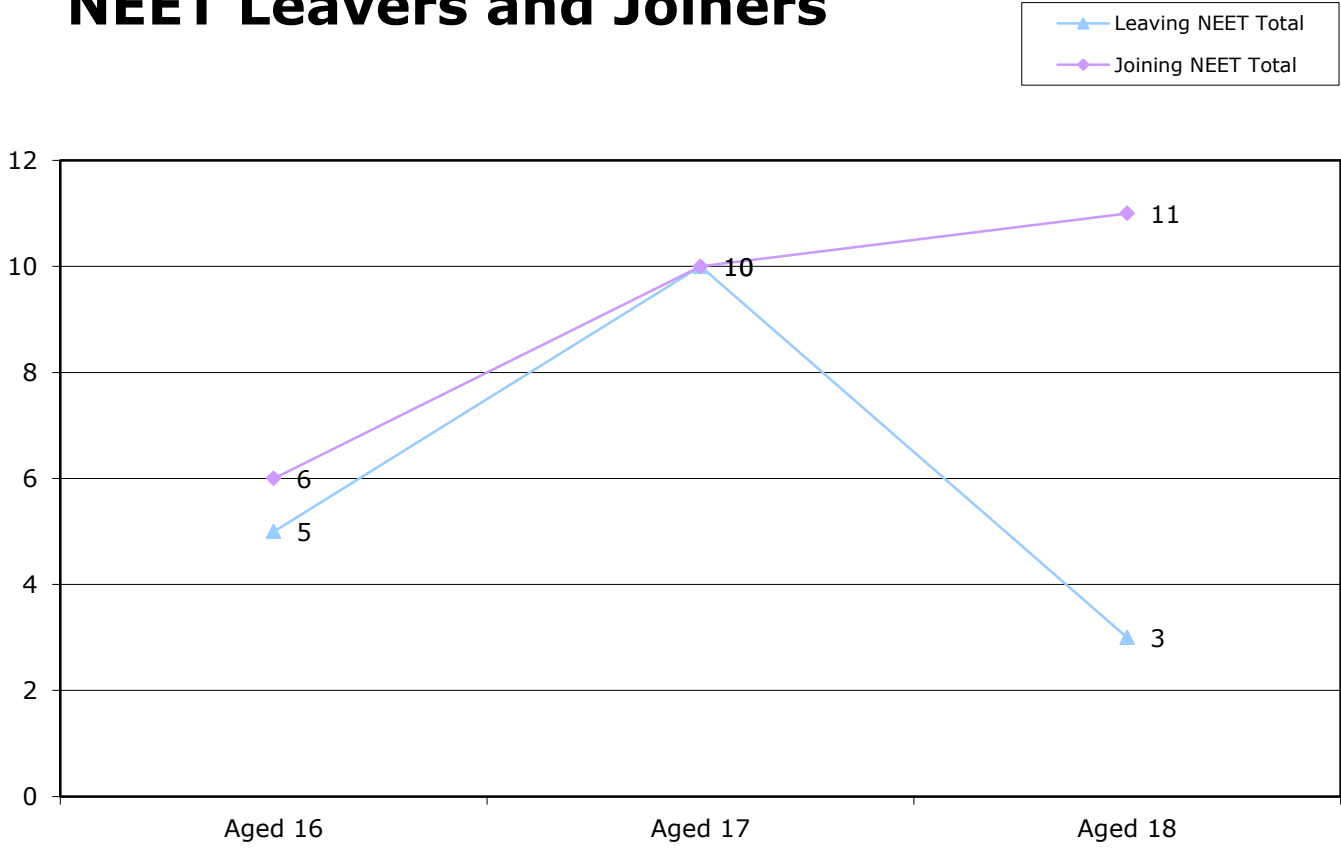
16-18 year old NEET by Vulnerable Group	Apr-16	Mar-16	Feb-16	Jan-16	Dec-15	Nov-15	Oct-15	Sep-15	Aug-15	Jul-15	Jun-15	May-15	Apr-15
Children in Care	7	7	6	6	13	10	9	8	14	12	11	10	10
subset CIC resp. not known	0	0	0	0	0	0	0	0	0	0			
subset CIC KCC responsibility	6	6	5	5	12	10	9	8	12	10			
subset CIC OOC responsibility	1	1	1	1	1	0	0	0	2	2			
Caring for own child	23	20	18	17	17	11	11	11	26	25	24	23	23
Asylum seeker	1	2	1	0	1	0	0	0	0	0	0	0	0
Carer not own child	3	1	1	1	1	1	2	2	2	2	2	2	2
Substance Misuse	1	0	1	1	3	2	2	1	2	2	3	3	2
Care Leaver	2	2	1	1	0	0	0	0	7	6	6	7	7
subset CL resp. not known	0	0	0	0	0	0	0	0	0	0			
subset CL KCC responsibility	2	2	2	1	0	0	0	0	7	6			
subset CL OOC responsibility	0	0	0	0	0	0	0	0	0	0			
Supervised by YOT	10	9	7	8	5	5	7	9	11	10	9	10	9
Pregnancy	19	19	19	16	17	16	12	12	17	16	17	17	18
Parent not caring for own child	1	1	1	1	1	1	1	1	2	1	1	1	1
SEND (16-18 year olds)	18	21	17	15	15	15	13	14	20	17	17	18	17
SEND (19+ year olds)	2	2	3	3	5	5	7	9	96	96	96	95	94
Total 16-18 NEET with at least one vulnerable group	71	68	62	56	60	51	46	47	83	75	75	76	75

16-18 year old Not Knowns by Vulnerable Group	Apr-16	Mar-16	Feb-16	Jan-16	Dec-15	Nov-15	Oct-15	Sep-15	Aug-15	Jul-15	Jun-15	May-15	Apr-15
Children in Care	2	2	1	3	13	17	29	41	25	17	6	7	7
subset CIC resp. not known	0	0	0	0	0	0	0	0	0	0			
subset CIC KCC responsibility	2	2	1	3	9	12	19	27	16	11			
subset CIC OOC responsibility	0	0	0	0	4	5	10	14	9	6			
Caring for own child	3	3	3	3	3	3	4	4	15	12	7	7	7
Asylum seeker	3	3	1	1	1	2	2	2	4	3	3	3	3
Carer not own child	1	1	1	1	1	2	2	2	4	4	3	3	3
Substance Misuse	1	1	1	2	2	3	5	8	8	6	3	3	2
Care Leaver	3	4	3	3	0	0	0	0	3	3	2	2	2
subset CL resp. not known	0	0	0	0	0	0	0	0	0	0			
subset CL KCC responsibility	3	4	3	3	0	0	0	0	3	3			
subset CL OOC responsibility	0	0	0	0	0	0	0	0	0	0			
Supervised by YOT	2	2	2	2	3	4	13	15	9	7	3	0	0
Pregnancy	2	1	1	1	1	2	2	3	3	4	4	4	4
Parent not caring for own child	0	0	0	0	0	0	0	0	0	1	0	0	0
SEND (16-18 year olds)	8	8	9	15	30	37	63	130	97	92	32	32	32
SEND (19+ year olds)	21	21	25	28	33	37	41	51	234	231	220	221	218
Total not known with at least one vulnerable group	20	20	19	25	44	57	93	173	148	132	55	54	53

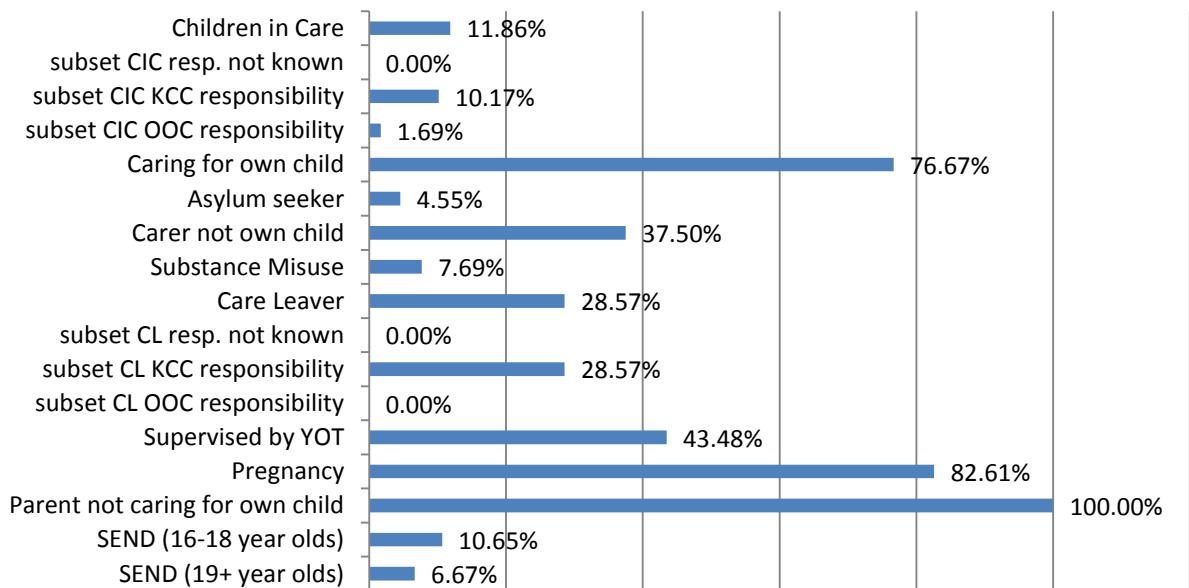
<b>16-18 Year old NEET Leavers &amp; Joiners</b>	<b>Aged 16</b>	<b>Aged 17</b>	<b>Aged 18</b>	<b>16-18 Total</b>	<b>Aged 19</b>
Leaving NEET Total	5	10	3	18	4
Education	0	0	0	0	0
Employment	0	7	1	8	1
Government supported training	5	2	2	9	0
Re-engagement Provision	0	0	0	0	0
Transfer to another LA	0	1	0	1	0
Age reached where no active record required	0	0	0	0	3
Left England so no longer active record	0	0	0	0	0
Found to be a duplicate record	0	0	0	0	0
Deceased	0	0	0	0	0
Custodial Sentence	0	0	0	0	0
Cannot Be Contacted	0	0	0	0	0
Refused to disclose activity	0	0	0	0	0
Unknown Activity	0	0	0	0	0
Other Reason	0	0	0	0	0
Joining NEET Total	6	10	11	27	0
Education	3	1	2	6	0
Employment	0	2	3	5	0
Training	3	6	4	13	0
Re-engagement Provision	0	0	0	0	0
From other area	0	0	0	0	0
Other (inc custodial sentence)	0	1	2	3	0
Joiners>Leavers	-1	0	-8	-9	4

<b>16-18 Year Old NEET Labour Market Summary</b>	<b>No</b>	<b>%</b>
<b>Available:</b>		
Working not for reward	1	0.81%
Not yet ready for work or learning	19	15.45%
Start Date agreed (other)	0	0.00%
Start Date agreed (RPA compliant)	0	0.00%
Seeking EET	103	83.74%
Available Total	123	100%
<b>Unavailable:</b>		
Young carers	2	4.26%
Teenage parents	18	38.30%
Illness	12	25.53%
Pregnancy	15	31.91%
Religious grounds	0	0.00%
Unlikely to be economically active	0	0.00%
Other reason	0	0.00%
Unavailable Total	47	100%

# NEET Leavers and Joiners



## % of Vulnerable Cohorts who are NEET



# Education and Young People's Services Performance Management

## NEET Monthly Report - Gravesham

16-18 year old cohort by Vulnerable Group	Apr-16	Mar-16	Feb-16	Jan-16	Dec-15	Nov-15	Oct-15	Sep-15	Aug-15	Jul-15	Jun-15	May-15	Apr-15
Children in Care	91	94	88	85	94	92	52	48	40	42	45	42	45
subset CIC resp. not known	0	0	0	0	1	1	1	1	1	1			
subset CIC KCC responsibility	77	80	74	71	75	73	35	34	25	27			
subset CIC OOC responsibility	14	14	14	14	18	18	16	13	14	14			
Caring for own child	31	30	29	27	23	22	18	17	27	24	22	22	20
Asylum seeker	54	56	51	47	36	36	3	3	4	4	4	4	4
Carer not own child	5	5	5	5	5	4	4	5	7	7	7	8	7
Substance Misuse	3	3	3	3	3	3	3	3	3	4	4	3	3
Care Leaver	17	17	16	16	1	1	1	1	6	6	6	6	6
subset CL resp. not known	0	0	0	0	0	0	0	0	0	0			
subset CL KCC responsibility	17	17	16	16	1	1	1	1	6	6			
subset CL OOC responsibility	0	0	0	0	0	0	0	0	0	0			
Supervised by YOT	15	15	14	5	6	5	17	17	20	21	24	23	22
Pregnancy	14	14	12	12	12	13	16	16	27	31	31	20	18
Parent not caring for own child	0	0	0	0	0	0	0	0	1	1	1	1	1
SEND (16-18 year olds)	164	164	163	166	166	165	165	156	153	153	155	156	156
SEND (19+ year olds)	27	29	32	34	39	41	42	43	296	297	297	297	297
Total 16-18 cohort with at least one vulnerable group	311	313	303	294	283	279	248	237	255	257	259	247	244

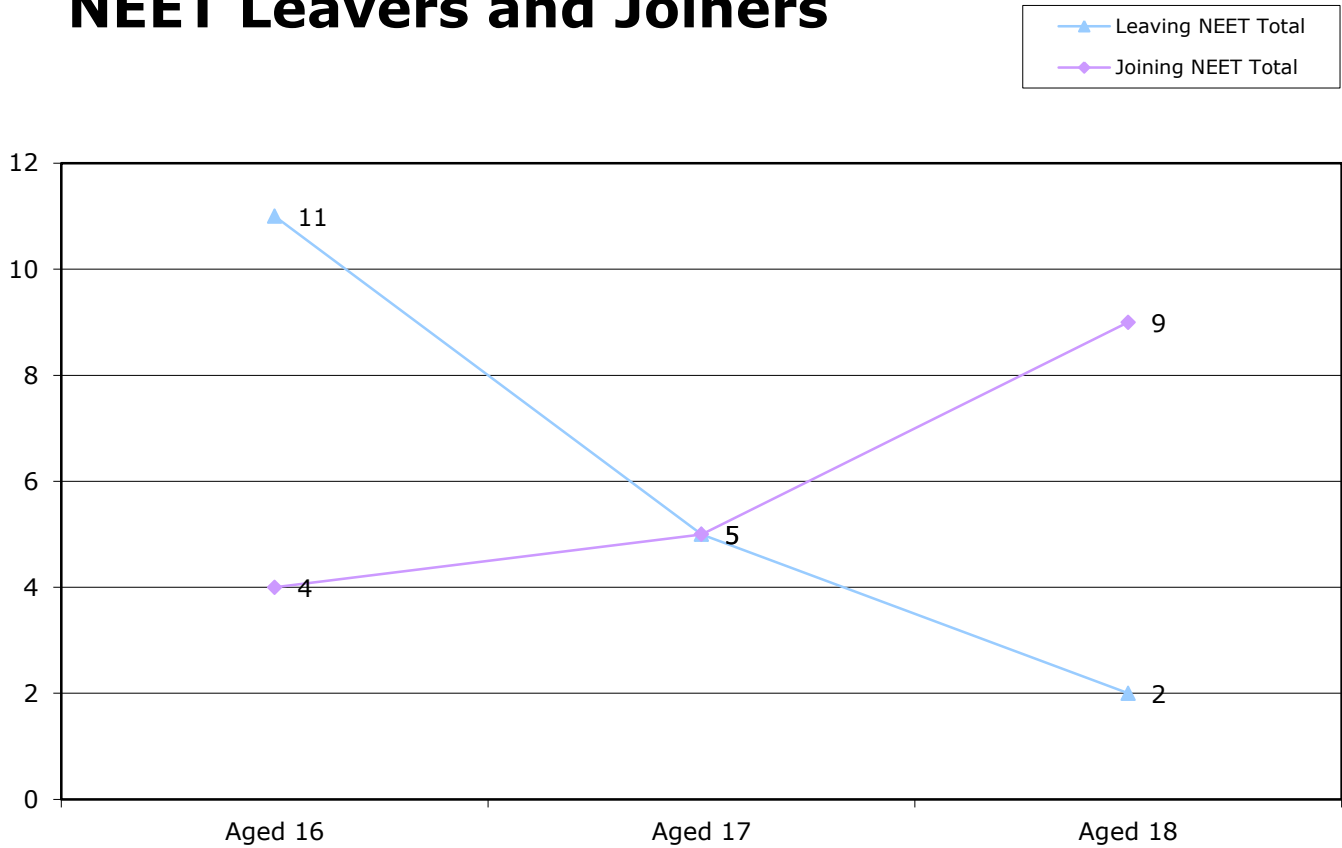
16-18 year old NEET by Vulnerable Group	Apr-16	Mar-16	Feb-16	Jan-16	Dec-15	Nov-15	Oct-15	Sep-15	Aug-15	Jul-15	Jun-15	May-15	Apr-15
Children in Care	9	11	10	11	20	17	16	13	15	14	14	13	16
subset CIC resp. not known	0	0	0	0	1	1	1	1	1	1			
subset CIC KCC responsibility	6	8	8	9	17	14	13	11	10	9			
subset CIC OOC responsibility	1	3	2	2	2	2	2	1	4	4			
Caring for own child	23	22	23	21	17	17	13	13	20	19	17	17	15
Asylum seeker	1	1	1	1	1	1	2	2	1	1	1	1	1
Carer not own child	2	2	2	2	2	1	1	1	3	3	2	2	2
Substance Misuse	1	1	1	1	1	1	1	1	2	2	2	1	0
Care Leaver	8	8	6	6	0	0	0	0	1	1	1	1	1
subset CL resp. not known	0	0	0	0	0	0	0	0	0	0			
subset CL KCC responsibility	8	8	6	6	0	0	0	0	1	1			
subset CL OOC responsibility	0	0	0	0	0	0	0	0	0	0			
Supervised by YOT	8	8	6	2	3	2	9	9	9	11	13	11	10
Pregnancy	7	7	5	5	5	5	6	6	16	20	20	17	15
Parent not caring for own child	0	0	0	0	0	0	0	0	1	1	1	1	1
SEND (16-18 year olds)	23	21	22	25	21	21	19	16	22	20	19	20	18
SEND (19+ year olds)	6	6	7	8	9	9	8	8	64	65	65	65	65
Total 16-18 NEET with at least one vulnerable group	67	67	63	61	58	54	55	50	76	78	76	70	64

16-18 year old Not Knowns by Vulnerable Group	Apr-16	Mar-16	Feb-16	Jan-16	Dec-15	Nov-15	Oct-15	Sep-15	Aug-15	Jul-15	Jun-15	May-15	Apr-15
Children in Care	1	1	1	2	8	10	15	26	16	16	8	5	5
subset CIC resp. not known	0	0	0	0	0	0	0	0	0	0			
subset CIC KCC responsibility	1	1	1	2	3	4	9	15	8	9			
subset CIC OOC responsibility	0	0	0	0	5	6	6	11	8	7			
Caring for own child	3	3	3	2	2	2	2	2	5	5	3	3	3
Asylum seeker	0	0	0	0	0	0	0	1	3	2	1	1	1
Carer not own child	1	1	1	1	1	2	2	3	3	3	1	2	2
Substance Misuse	0	0	0	0	0	1	1	1	1	2	1	0	0
Care Leaver	0	0	1	1	1	1	1	1	5	5	3	2	2
subset CL resp. not known	0	0	0	0	0	0	0	0	0	0			
subset CL KCC responsibility	0	0	1	1	1	1	1	1	5	5			
subset CL OOC responsibility	0	0	0	0	0	0	0	0	0	0			
Supervised by YOT	1	0	0	0	2	2	5	4	6	8	6	3	0
Pregnancy	5	4	4	3	4	5	6	8	7	8	1	0	0
Parent not caring for own child	0	0	0	0	0	0	0	0	0	0	0	0	0
SEND (16-18 year olds)	10	7	9	10	30	38	47	77	63	63	19	18	15
SEND (19+ year olds)	11	10	12	14	19	23	26	35	221	219	213	213	209
Total not known with at least one vulnerable group	19	15	17	17	43	55	69	108	94	97	34	31	26

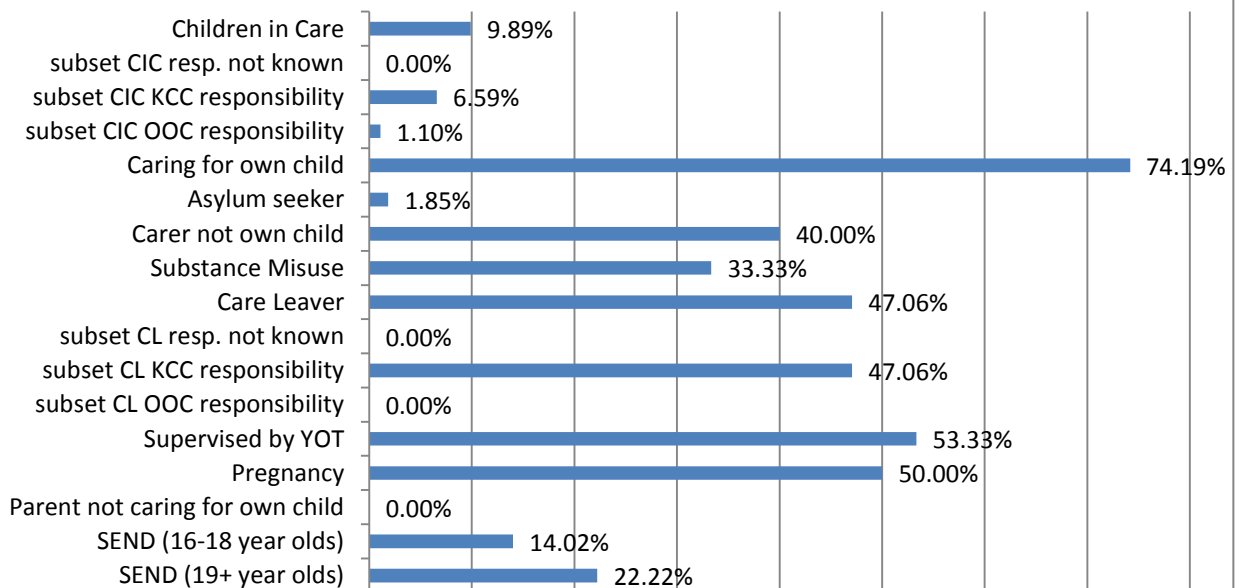
<b>16-18 Year old NEET Leavers &amp; Joiners</b>	<b>Aged 16</b>	<b>Aged 17</b>	<b>Aged 18</b>	<b>16-18 Total</b>	<b>Aged 19</b>
Leaving NEET Total	11	5	2	18	3
Education	0	0	0	0	0
Employment	0	3	0	3	0
Government supported training	10	1	2	13	0
Re-engagement Provision	0	0	0	0	0
Transfer to another LA	1	0	0	1	0
Age reached where no active record required	0	0	0	0	3
Left England so no longer active record	0	0	0	0	0
Found to be a duplicate record	0	0	0	0	0
Deceased	0	0	0	0	0
Custodial Sentence	0	1	0	1	0
Cannot Be Contacted	0	0	0	0	0
Refused to disclose activity	0	0	0	0	0
Unknown Activity	0	0	0	0	0
Other Reason	0	0	0	0	0
Joining NEET Total	4	5	9	18	0
Education	3	1	3	7	0
Employment	0	1	4	5	0
Training	1	1	1	3	0
Re-engagement Provision	0	0	0	0	0
From other area	0	0	0	0	0
Other (inc custodial sentence)	0	2	1	3	0
Joiners>Leavers	7	0	-7	0	3

<b>16-18 Year Old NEET Labour Market Summary</b>	<b>No</b>	<b>%</b>
<b>Available:</b>		
Working not for reward	5	2.60%
Not yet ready for work or learning	11	5.73%
Start Date agreed (other)	4	2.08%
Start Date agreed (RPA compliant)	2	1.04%
Seeking EET	170	88.54%
Available Total	192	100%
<b>Unavailable:</b>		
Young carers	2	4.55%
Teenage parents	19	43.18%
Illness	19	43.18%
Pregnancy	4	9.09%
Religious grounds	0	0.00%
Unlikely to be economically active	0	0.00%
Other reason	0	0.00%
Unavailable Total	44	100%

# NEET Leavers and Joiners



## % of Vulnerable Cohorts who are NEET





# Education and Young People's Services Performance Management

## NEET Monthly Report - Maidstone

16-18 year old cohort by Vulnerable Group	Apr-16	Mar-16	Feb-16	Jan-16	Dec-15	Nov-15	Oct-15	Sep-15	Aug-15	Jul-15	Jun-15	May-15	Apr-15
Children in Care	62	66	63	60	71	69	39	38	43	41	39	39	37
subset CIC resp. not known	0	0	0	0	0	0	0	0	0	0			
subset CIC KCC responsibility	56	60	57	54	62	60	30	31	35	33			
subset CIC OOC responsibility	6	6	6	6	9	9	9	7	8	8			
Caring for own child	23	22	22	22	19	18	14	12	35	35	35	34	33
Asylum seeker	38	39	37	36	33	32	3	2	4	4	4	4	4
Carer not own child	4	4	4	4	4	4	4	4	7	7	7	7	7
Substance Misuse	9	8	8	7	5	7	5	5	7	7	6	6	6
Care Leaver	16	15	15	14	2	2	2	2	8	8	7	7	7
subset CL resp. not known	0	0	0	0	0	0	0	0	0	0			
subset CL KCC responsibility	15	14	14	13	1	1	1	1	6	6			
subset CL OOC responsibility	1	1	1	1	1	1	1	1	2	2			
Supervised by YOT	11	14	17	18	18	9	15	16	14	14	14	14	14
Pregnancy	15	13	12	9	9	9	10	9	17	17	17	15	13
Parent not caring for own child	0	0	0	0	0	0	0	0	1	1	1	1	1
SEND (16-18 year olds)	220	216	214	214	214	214	216	217	208	208	208	208	207
SEND (19+ year olds)	41	44	47	52	56	56	67	72	430	436	436	436	436
Total 16-18 cohort with at least one vulnerable group	338	336	330	323	318	311	282	280	314	312	309	306	302

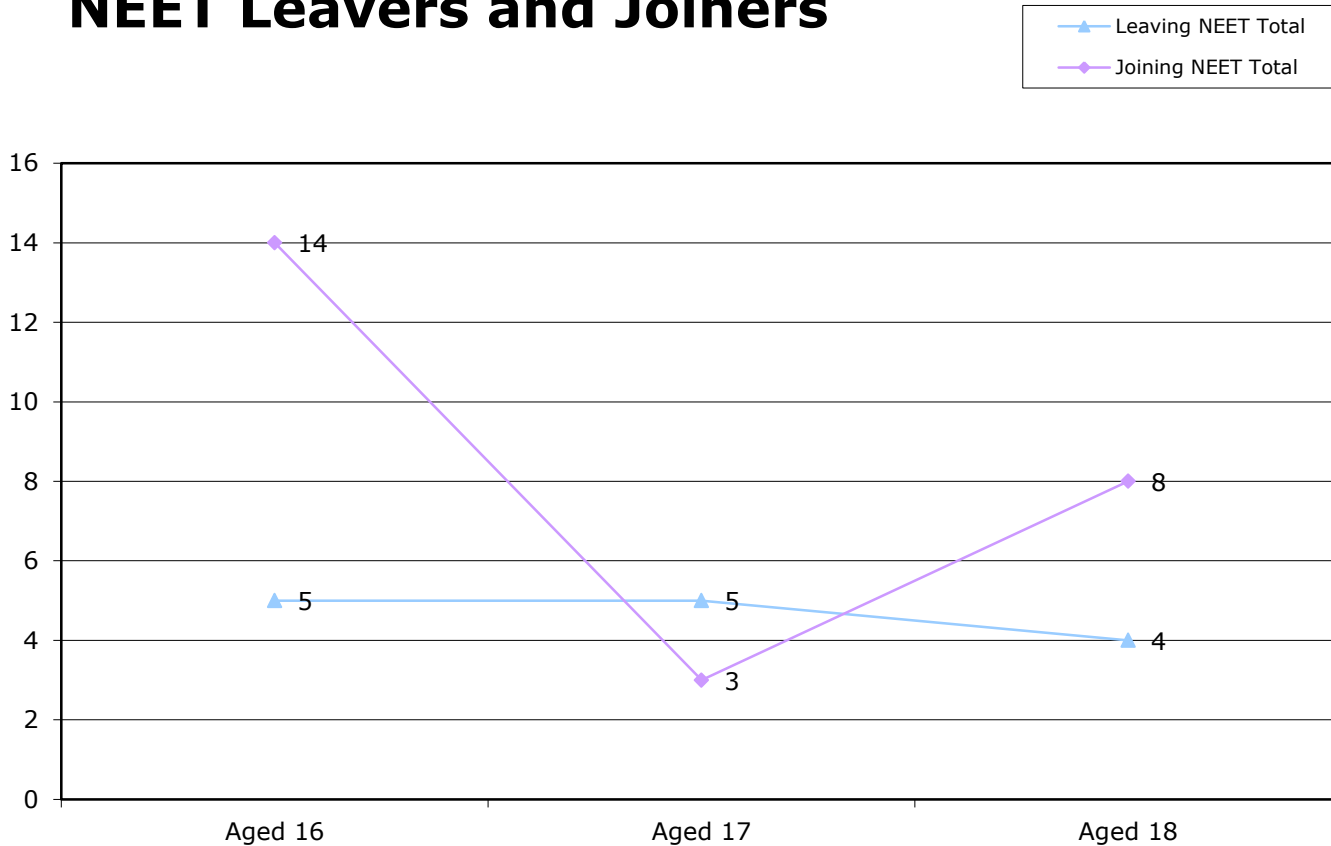
16-18 year old NEET by Vulnerable Group	Apr-16	Mar-16	Feb-16	Jan-16	Dec-15	Nov-15	Oct-15	Sep-15	Aug-15	Jul-15	Jun-15	May-15	Apr-15
Children in Care	6	8	7	9	12	9	8	9	10	11	9	9	8
subset CIC resp. not known	0	0	0	0	0	0	0	0	0	0			
subset CIC KCC responsibility	6	8	7	9	12	9	8	9	9	10			
subset CIC OOC responsibility	0	0	0	0	0	0	0	0	1	1			
Caring for own child	20	19	19	18	16	15	11	9	26	26	26	25	24
Asylum seeker	0	0	0	0	0	0	0	0	0	0	0	0	0
Carer not own child	3	3	3	3	3	3	2	2	4	4	4	4	4
Substance Misuse	6	5	4	4	2	4	0	2	0	0	0	0	0
Care Leaver	2	1	1	2	1	1	1	1	4	4	3	3	3
subset CL resp. not known	0	0	0	0	0	0	0	0	0	0			
subset CL KCC responsibility	2	1	1	2	1	1	1	1	4	4			
subset CL OOC responsibility	0	0	0	0	0	0	0	0	0	0			
Supervised by YOT	3	4	8	11	9	6	10	11	6	7	7	8	8
Pregnancy	12	10	9	6	4	4	6	5	14	14	14	14	13
Parent not caring for own child	0	0	0	0	0	0	0	0	0	0	0	0	0
SEND (16-18 year olds)	20	21	20	16	11	10	11	12	16	17	15	14	16
SEND (19+ year olds)	2	3	3	5	6	6	8	11	98	101	101	101	101
Total 16-18 NEET with at least one vulnerable group	66	65	64	58	49	43	38	38	69	69	66	65	65

16-18 year old Not Knowns by Vulnerable Group	Apr-16	Mar-16	Feb-16	Jan-16	Dec-15	Nov-15	Oct-15	Sep-15	Aug-15	Jul-15	Jun-15	May-15	Apr-15
Children in Care	0	1	0	0	9	10	13	20	20	17	8	9	7
subset CIC resp. not known	0	0	0	0	0	0	0	0	0	0			
subset CIC KCC responsibility	0	1	0	0	6	6	9	15	15	12			
subset CIC OOC responsibility	0	0	0	0	3	4	4	5	5	5			
Caring for own child	1	1	1	1	1	1	2	2	6	5	4	3	4
Asylum seeker	0	0	0	0	0	1	0	2	3	3	1	1	1
Carer not own child	0	0	0	0	0	0	1	2	2	2	0	0	0
Substance Misuse	1	1	1	1	1	1	1	2	4	4	3	3	3
Care Leaver	3	4	4	4	1	1	0	0	2	1	1	1	1
subset CL resp. not known	0	0	0	0	0	0	0	0	0	0			
subset CL KCC responsibility	2	3	3	3	0	0	0	0	1	0			
subset CL OOC responsibility	1	1	1	1	1	1	0	0	1	1			
Supervised by YOT	0	0	0	0	1	1	2	4	4	4	3	3	1
Pregnancy	1	1	2	2	2	2	1	1	0	0	0	0	0
Parent not caring for own child	0	0	0	0	0	0	0	0	0	0	0	0	0
SEND (16-18 year olds)	15	13	13	19	42	45	59	127	104	101	44	41	37
SEND (19+ year olds)	10	11	13	15	16	19	31	57	323	321	292	291	281
Total not known with at least one vulnerable group	19	19	19	25	51	56	74	151	137	129	60	56	50

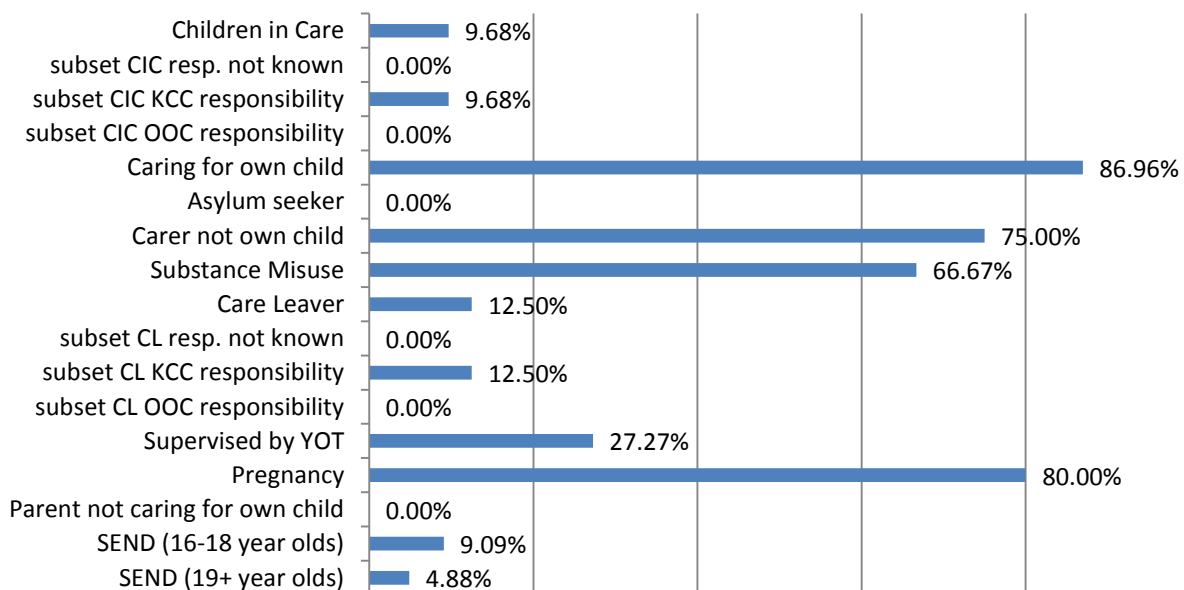
<b>16-18 Year old NEET Leavers &amp; Joiners</b>	<b>Aged 16</b>	<b>Aged 17</b>	<b>Aged 18</b>	<b>16-18 Total</b>	<b>Aged 19</b>
Leaving NEET Total	5	5	4	14	14
Education	0	0	1	1	0
Employment	4	3	2	9	0
Government supported training	1	2	1	4	0
Re-engagement Provision	0	0	0	0	0
Transfer to another LA	0	0	0	0	0
Age reached where no active record required	0	0	0	0	14
Left England so no longer active record	0	0	0	0	0
Found to be a duplicate record	0	0	0	0	0
Deceased	0	0	0	0	0
Custodial Sentence	0	0	0	0	0
Cannot Be Contacted	0	0	0	0	0
Refused to disclose activity	0	0	0	0	0
Unknown Activity	0	0	0	0	0
Other Reason	0	0	0	0	0
Joining NEET Total	14	3	8	25	0
Education	7	1	0	8	0
Employment	0	0	5	5	0
Training	5	1	0	6	0
Re-engagement Provision	0	0	0	0	0
From other area	0	0	0	0	0
Other (inc custodial sentence)	2	1	3	6	0
Joiners>Leavers	-9	2	-4	-11	14

<b>16-18 Year Old NEET Labour Market Summary</b>	<b>No</b>	<b>%</b>
<b>Available:</b>		
Working not for reward	5	2.21%
Not yet ready for work or learning	10	4.42%
Start Date agreed (other)	4	1.77%
Start Date agreed (RPA compliant)	3	1.33%
Seeking EET	204	90.27%
Available Total	226	100%
<b>Unavailable:</b>		
Young carers	0	0.00%
Teenage parents	15	36.59%
Illness	17	41.46%
Pregnancy	7	17.07%
Religious grounds	0	0.00%
Unlikely to be economically active	2	4.88%
Other reason	0	0.00%
Unavailable Total	41	100%

# NEET Leavers and Joiners



## % of Vulnerable Cohorts who are NEET



# Education and Young People's Services Performance Management

## NEET Monthly Report - Sevenoaks

16-18 year old cohort by Vulnerable Group	Apr-16	Mar-16	Feb-16	Jan-16	Dec-15	Nov-15	Oct-15	Sep-15	Aug-15	Jul-15	Jun-15	May-15	Apr-15
Children in Care	22	22	22	22	23	22	21	23	16	17	17	14	14
subset CIC resp. not known	0	0	0	0	0	0	0	0	0	0			
subset CIC KCC responsibility	6	6	6	6	7	7	6	6	4	5			
subset CIC OOC responsibility	16	16	16	16	16	15	15	17	12	12			
Caring for own child	8	8	7	7	6	6	6	5	13	13	13	12	11
Asylum seeker	1	1	1	1	1	1	0	0	0	0	0	0	0
Carer not own child	4	4	4	4	4	4	3	3	4	4	4	4	4
Substance Misuse	2	2	2	2	2	2	2	2	4	4	4	5	5
Care Leaver	1	1	1	1	0	0	0	0	0	0	0	0	0
subset CL resp. not known	0	0	0	0	0	0	0	0	0	0			
subset CL KCC responsibility	1	1	1	1	0	0	0	0	0	0			
subset CL OOC responsibility	0	0	0	0	0	0	0	0	0	0			
Supervised by YOT	17	18	18	11	9	7	13	14	17	18	18	18	18
Pregnancy	5	3	4	4	4	5	4	4	9	9	9	8	8
Parent not caring for own child	0	0	0	0	0	0	0	0	0	0	0	0	0
SEND (16-18 year olds)	130	128	128	129	128	129	130	135	114	115	115	115	115
SEND (19+ year olds)	21	23	24	29	32	33	35	37	230	232	232	232	232
Total 16-18 cohort with at least one vulnerable group	175	172	172	165	162	162	165	170	162	164	164	161	160

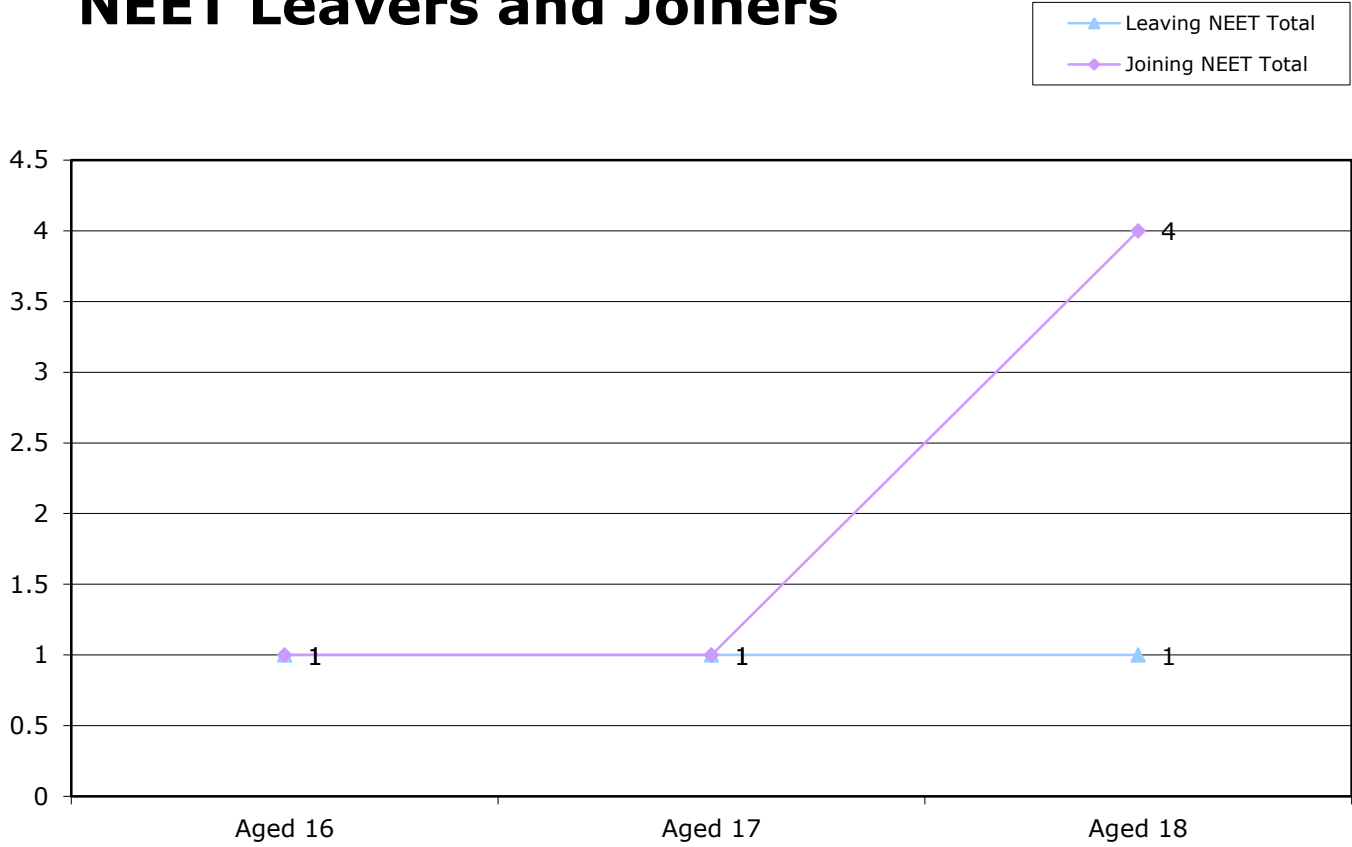
16-18 year old NEET by Vulnerable Group	Apr-16	Mar-16	Feb-16	Jan-16	Dec-15	Nov-15	Oct-15	Sep-15	Aug-15	Jul-15	Jun-15	May-15	Apr-15
Children in Care	4	4	3	3	2	1	1	1	1	1	1	1	1
subset CIC resp. not known	0	0	0	0	0	0	0	0	0	0			
subset CIC KCC responsibility	2	2	1	1	1	1	1	1	0	0			
subset CIC OOC responsibility	2	2	2	2	1	0	0	0	1	1			
Caring for own child	6	6	5	5	4	3	3	2	8	8	8	7	7
Asylum seeker	0	0	0	0	0	0	0	0	0	0	0	0	0
Carer not own child	2	2	2	2	1	1	0	0	1	1	1	1	1
Substance Misuse	0	0	0	0	0	0	0	1	1	1	1	2	2
Care Leaver	0	0	0	0	0	0	0	0	0	0	0	0	0
subset CL resp. not known	0	0	0	0	0	0	0	0	0	0			
subset CL KCC responsibility	0	0	0	0	0	0	0	0	0	0			
subset CL OOC responsibility	0	0	0	0	0	0	0	0	0	0			
Supervised by YOT	4	5	6	2	4	2	3	4	3	3	3	2	2
Pregnancy	5	3	4	4	4	5	4	4	7	7	7	6	6
Parent not caring for own child	0	0	0	0	0	0	0	0	0	0	0	0	0
SEND (16-18 year olds)	11	11	10	9	8	6	5	4	4	4	4	4	4
SEND (19+ year olds)	1	1	1	3	3	3	2	2	30	32	31	32	31
Total 16-18 NEET with at least one vulnerable group	27	26	26	21	19	16	14	14	23	23	23	21	21

16-18 year old Not Knowns by Vulnerable Group	Apr-16	Mar-16	Feb-16	Jan-16	Dec-15	Nov-15	Oct-15	Sep-15	Aug-15	Jul-15	Jun-15	May-15	Apr-15
Children in Care	2	2	2	2	7	8	9	16	8	7	4	3	3
subset CIC resp. not known	0	0	0	0	0	0	0	0	0	0			
subset CIC KCC responsibility	0	0	0	0	2	2	2	2	1	2			
subset CIC OOC responsibility	2	2	2	2	5	6	7	14	7	5			
Caring for own child	0	0	0	0	0	2	2	1	2	2	1	0	0
Asylum seeker	0	0	0	0	0	0	0	0	0	0	0	0	0
Carer not own child	1	1	1	1	2	2	2	3	2	2	2	2	2
Substance Misuse	0	0	0	0	0	0	0	0	2	2	2	1	1
Care Leaver	1	1	1	1	0	0	0	0	0	0	0	0	0
subset CL resp. not known	0	0	0	0	0	0	0	0	0	0			
subset CL KCC responsibility	1	1	1	1	0	0	0	0	0	0			
subset CL OOC responsibility	0	0	0	0	0	0	0	0	0	0			
Supervised by YOT	2	2	2	2	2	2	5	8	7	4	2	1	1
Pregnancy	0	0	0	0	0	0	0	0	2	2	1	1	1
Parent not caring for own child	0	0	0	0	0	0	0	0	0	0	0	0	0
SEND (16-18 year olds)	8	6	6	7	14	20	36	77	44	41	17	12	11
SEND (19+ year olds)	11	13	14	17	19	20	23	32	190	188	187	186	183
Total not known with at least one vulnerable group	13	11	11	12	22	30	48	94	60	55	25	18	17

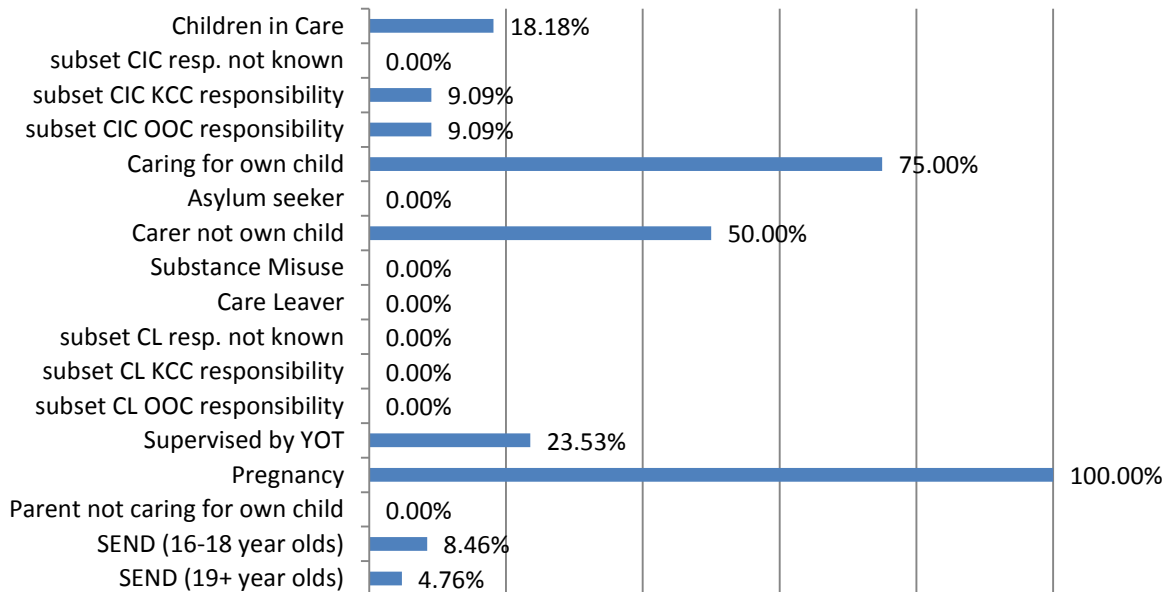
<b>16-18 Year old NEET Leavers &amp; Joiners</b>	<b>Aged 16</b>	<b>Aged 17</b>	<b>Aged 18</b>	<b>16-18 Total</b>	<b>Aged 19</b>
Leaving NEET Total	1	1	1	3	2
Education	0	0	0	0	0
Employment	1	1	1	3	0
Government supported training	0	0	0	0	0
Re-engagement Provision	0	0	0	0	0
Transfer to another LA	0	0	0	0	0
Age reached where no active record required	0	0	0	0	2
Left England so no longer active record	0	0	0	0	0
Found to be a duplicate record	0	0	0	0	0
Deceased	0	0	0	0	0
Custodial Sentence	0	0	0	0	0
Cannot Be Contacted	0	0	0	0	0
Refused to disclose activity	0	0	0	0	0
Unknown Activity	0	0	0	0	0
Other Reason	0	0	0	0	0
Joining NEET Total	1	1	4	6	0
Education	1	0	1	2	0
Employment	0	0	2	2	0
Training	0	1	0	1	0
Re-engagement Provision	0	0	0	0	0
From other area	0	0	0	0	0
Other (inc custodial sentence)	0	0	1	1	0
Joiners>Leavers	0	0	-3	-3	2

<b>16-18 Year Old NEET Labour Market Summary</b>	<b>No</b>	<b>%</b>
<b>Available:</b>		
Working not for reward	4	3.36%
Not yet ready for work or learning	5	4.20%
Start Date agreed (other)	2	1.68%
Start Date agreed (RPA compliant)	2	1.68%
Seeking EET	106	89.08%
Available Total	119	100%
<b>Unavailable:</b>		
Young carers	1	5.00%
Teenage parents	4	20.00%
Illness	11	55.00%
Pregnancy	4	20.00%
Religious grounds	0	0.00%
Unlikely to be economically active	0	0.00%
Other reason	0	0.00%
Unavailable Total	20	100%

# NEET Leavers and Joiners



## % of Vulnerable Cohorts who are NEET



# Education and Young People's Services Performance Management

## NEET Monthly Report - Shepway

16-18 year old cohort by Vulnerable Group	Apr-16	Mar-16	Feb-16	Jan-16	Dec-15	Nov-15	Oct-15	Sep-15	Aug-15	Jul-15	Jun-15	May-15	Apr-15
Children in Care	109	110	108	105	112	110	76	70	60	61	62	62	59
subset CIC resp. not known	0	0	0	0	1	1	0	0	0	0			
subset CIC KCC responsibility	94	95	93	90	96	93	59	54	50	51			
subset CIC OOC responsibility	15	15	15	15	15	16	17	16	10	10			
Caring for own child	28	25	24	21	18	17	18	17	48	48	47	41	38
Asylum seeker	45	46	44	44	39	38	5	2	2	2	2	2	2
Carer not own child	2	2	2	2	2	2	1	1	4	4	4	4	4
Substance Misuse	5	5	6	6	5	5	5	5	9	9	9	9	9
Care Leaver	15	15	16	17	4	4	4	4	17	18	18	18	18
subset CL resp. not known	0	0	0	0	0	0	0	0	0	0			
subset CL KCC responsibility	15	15	16	17	4	4	4	4	17	18			
subset CL OOC responsibility	0	0	0	0	0	0	0	0	0	0			
Supervised by YOT	13	13	14	12	6	6	25	25	27	26	26	27	26
Pregnancy	17	17	16	15	13	12	13	13	23	21	21	19	17
Parent not caring for own child	3	2	2	2	2	2	2	2	4	4	4	4	4
SEND (16-18 year olds)	169	165	166	164	162	163	162	152	154	154	154	153	153
SEND (19+ year olds)	27	30	31	38	43	45	51	54	285	286	286	286	286
Total 16-18 cohort with at least one vulnerable group	325	318	318	309	289	288	272	258	307	306	305	300	292

16-18 year old NEET by Vulnerable Group	Apr-16	Mar-16	Feb-16	Jan-16	Dec-15	Nov-15	Oct-15	Sep-15	Aug-15	Jul-15	Jun-15	May-15	Apr-15
Children in Care	13	11	9	9	11	10	10	9	11	11	11	11	10
subset CIC resp. not known	0	0	0	0	0	0	0	0	0	0			
subset CIC KCC responsibility	12	11	9	9	11	10	9	8	10	10			
subset CIC OOC responsibility	1	0	0	0	0	0	1	1	1	1			
Caring for own child	20	19	18	16	13	12	12	12	34	34	34	28	26
Asylum seeker	1	1	0	0	1	1	2	1	1	1	1	1	1
Carer not own child	1	2	2	2	2	2	1	1	3	3	3	3	3
Substance Misuse	0	0	0	0	0	0	0	0	1	1	1	1	1
Care Leaver	3	3	3	2	1	1	1	1	7	7	7	7	6
subset CL resp. not known	0	0	0	0	0	0	0	0	0	0			
subset CL KCC responsibility	3	3	3	2	1	1	1	1	7	7			
subset CL OOC responsibility	0	0	0	0	0	0	0	0	0	0			
Supervised by YOT	6	6	5	3	0	0	5	6	9	8	8	9	7
Pregnancy	10	9	9	9	7	6	7	7	15	13	13	14	13
Parent not caring for own child	0	0	0	0	0	0	0	0	1	1	1	1	1
SEND (16-18 year olds)	18	18	22	20	13	15	13	13	18	16	15	14	15
SEND (19+ year olds)	1	3	3	8	9	9	10	12	77	77	77	77	76
Total 16-18 NEET with at least one vulnerable group	63	61	61	53	43	42	44	44	88	83	82	79	74

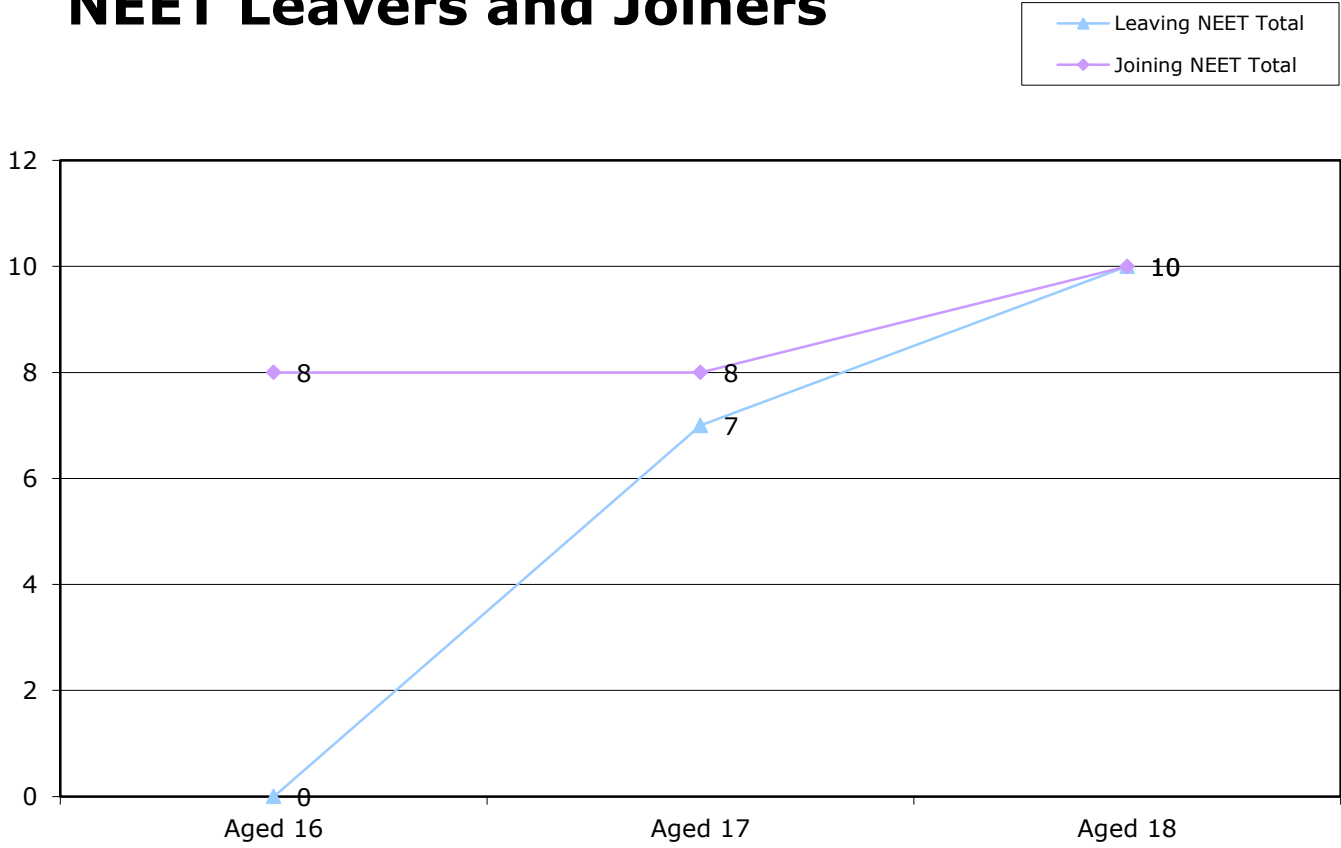
16-18 year old Not Knowns by Vulnerable Group	Apr-16	Mar-16	Feb-16	Jan-16	Dec-15	Nov-15	Oct-15	Sep-15	Aug-15	Jul-15	Jun-15	May-15	Apr-15
Children in Care	3	4	4	5	15	20	26	34	27	21	10	10	6
subset CIC resp. not known	0	0	0	0	0	0	0	0	0	0			
subset CIC KCC responsibility	2	2	2	3	13	17	21	26	23	17			
subset CIC OOC responsibility	1	2	2	2	2	3	5	8	4	4			
Caring for own child	3	3	3	3	3	3	4	3	9	9	6	6	7
Asylum seeker	1	1	1	1	3	4	0	0	0	0	0	0	0
Carer not own child	0	0	0	0	0	0	0	0	1	1	1	1	0
Substance Misuse	1	1	1	1	2	2	2	3	4	5	3	2	2
Care Leaver	1	1	2	5	2	2	2	2	7	7	4	4	3
subset CL resp. not known	0	0	0	0	0	0	0	0	0	0			
subset CL KCC responsibility	1	1	2	5	2	2	2	2	7	7			
subset CL OOC responsibility	0	0	0	0	0	0	0	0	0	0			
Supervised by YOT	1	2	1	2	2	3	13	12	12	12	6	6	4
Pregnancy	3	3	3	3	4	4	4	4	4	3	2	1	1
Parent not caring for own child	1	1	1	1	2	2	2	2	3	3	2	2	2
SEND (16-18 year olds)	6	5	4	6	23	27	35	76	74	72	30	27	24
SEND (19+ year olds)	20	20	20	23	25	26	33	38	198	195	184	184	178
Total not known with at least one vulnerable group	14	14	15	20	42	51	75	122	125	116	54	49	42

<b>16-18 Year old NEET Leavers &amp; Joiners</b>	<b>Aged 16</b>	<b>Aged 17</b>	<b>Aged 18</b>	<b>16-18 Total</b>	<b>Aged 19</b>
Leaving NEET Total	0	7	10	17	11
Education	0	0	0	0	0
Employment	0	4	7	11	0
Government supported training	0	3	3	6	0
Re-engagement Provision	0	0	0	0	0
Transfer to another LA	0	0	0	0	0
Age reached where no active record required	0	0	0	0	11
Left England so no longer active record	0	0	0	0	0
Found to be a duplicate record	0	0	0	0	0
Deceased	0	0	0	0	0
Custodial Sentence	0	0	0	0	0
Cannot Be Contacted	0	0	0	0	0
Refused to disclose activity	0	0	0	0	0
Unknown Activity	0	0	0	0	0
Other Reason	0	0	0	0	0
Joining NEET Total	8	8	10	26	0
Education	3	3	0	6	0
Employment	1	1	9	11	0
Training	2	1	0	3	0
Re-engagement Provision	0	0	0	0	0
From other area	0	0	0	0	0
Other (inc custodial sentence)	2	3	1	6	0
Joiners>Leavers	-8	-1	0	-9	11

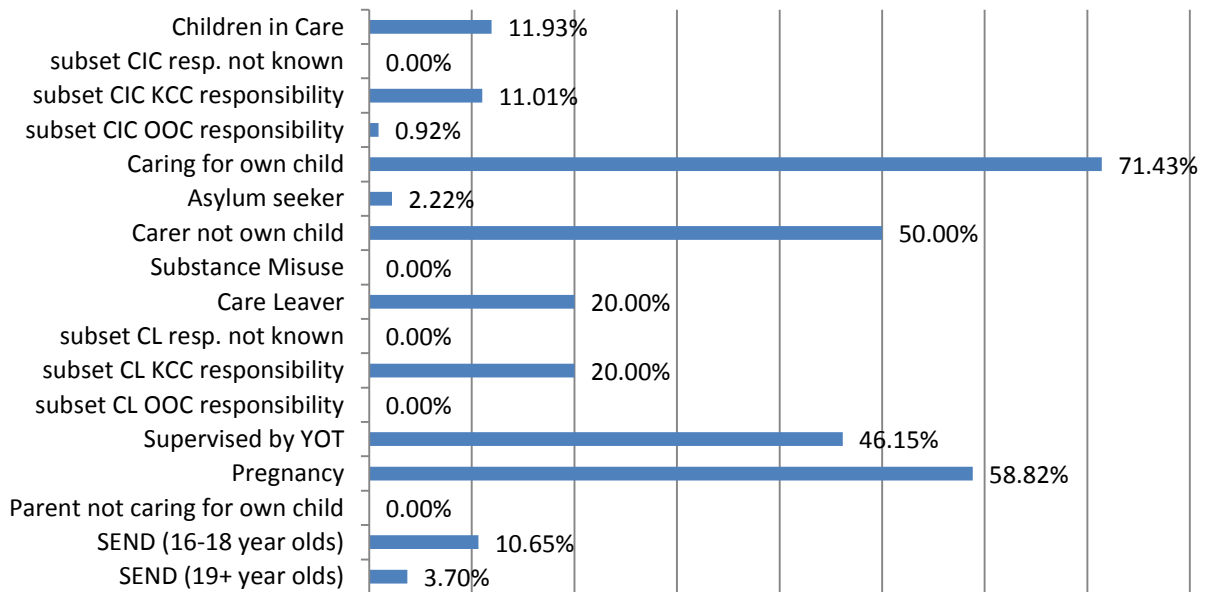
<b>16-18 Year Old NEET Labour Market Summary</b>	<b>No</b>	<b>%</b>
<b>Available:</b>		
Working not for reward	1	0.70%
Not yet ready for work or learning	9	6.29%
Start Date agreed (other)	3	2.10%
Start Date agreed (RPA compliant)	4	2.80%
Seeking EET	126	88.11%
Available Total	143	100%
<b>Unavailable:</b>		
Young carers	1	2.56%
Teenage parents	16	41.03%
Illness	15	38.46%
Pregnancy	7	17.95%
Religious grounds	0	0.00%
Unlikely to be economically active	0	0.00%
Other reason	0	0.00%
Unavailable Total	39	100%



# NEET Leavers and Joiners



## % of Vulnerable Cohorts who are NEET



# Education and Young People's Services Performance Management

## NEET Monthly Report - Swale

16-18 year old cohort by Vulnerable Group	Apr-16	Mar-16	Feb-16	Jan-16	Dec-15	Nov-15	Oct-15	Sep-15	Aug-15	Jul-15	Jun-15	May-15	Apr-15
Children in Care	100	100	101	94	106	105	97	98	91	94	97	93	94
subset CIC resp. not known	0	0	0	0	0	0	0	0	0	1			
subset CIC KCC responsibility	61	61	62	54	53	52	41	41	46	47			
subset CIC OOC responsibility	38	39	39	40	53	53	56	57	45	46			
Caring for own child	44	41	36	32	29	27	24	23	45	44	44	43	38
Asylum seeker	29	29	29	26	14	13	2	2	5	5	5	5	5
Carer not own child	13	12	11	9	9	8	7	7	12	12	12	12	12
Substance Misuse	3	3	2	2	2	2	2	2	3	3	3	3	3
Care Leaver	23	22	23	23	3	3	3	3	8	8	8	8	7
subset CL resp. not known	1	1	1	1	1	1	1	1	0	0			
subset CL KCC responsibility	18	17	18	18	0	0	0	0	6	6			
subset CL OOC responsibility	4	4	4	4	2	2	2	2	2	2			
Supervised by YOT	18	17	17	10	12	12	21	20	20	20	20	18	18
Pregnancy	31	29	28	26	25	22	24	23	37	38	37	34	30
Parent not caring for own child	0	1	1	1	1	1	1	1	2	2	2	2	2
SEND (16-18 year olds)	255	252	252	254	253	252	250	243	227	228	227	227	227
SEND (19+ year olds)	35	39	42	48	53	60	64	69	427	430	430	430	430
Total 16-18 cohort with at least one vulnerable group	435	429	422	407	389	381	374	364	401	403	404	396	387

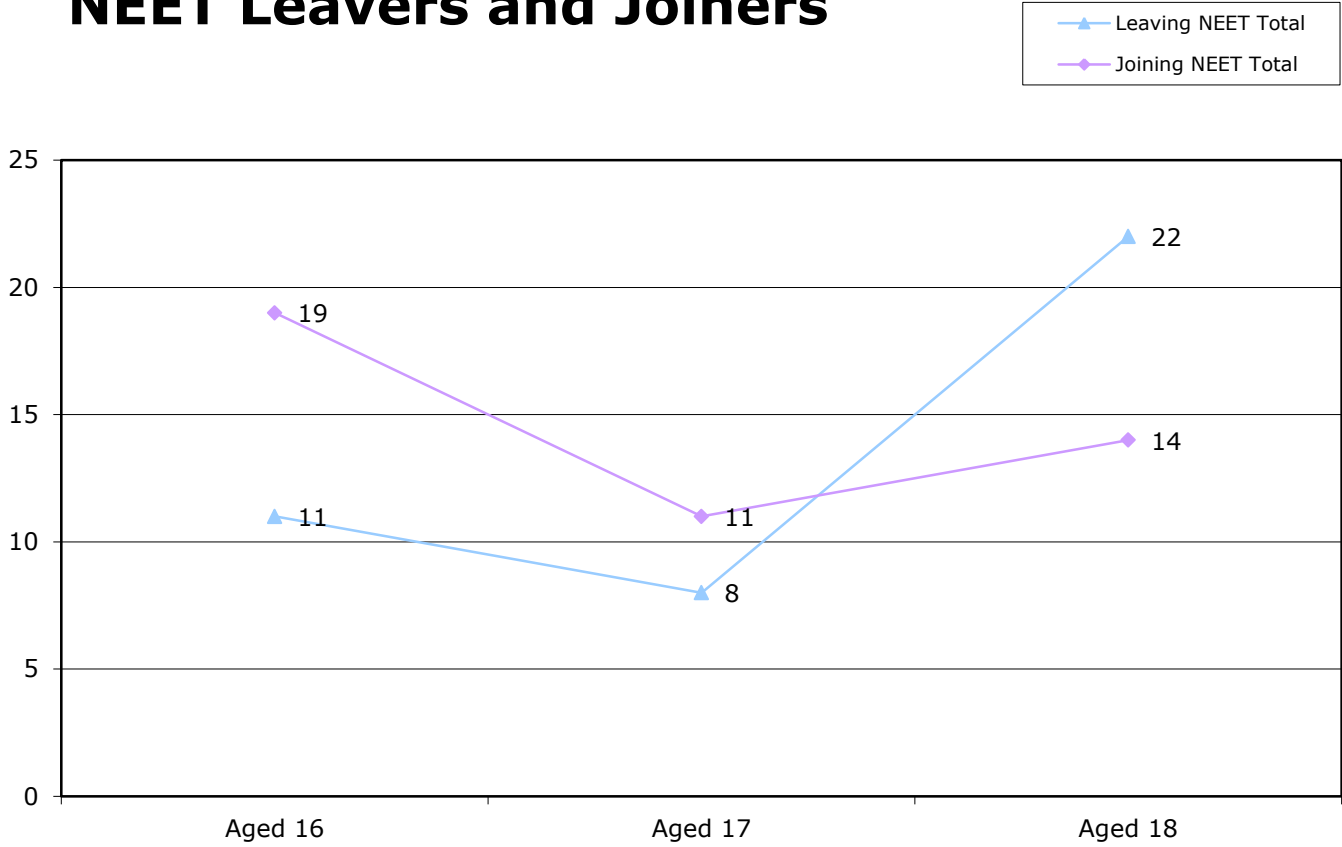
16-18 year old NEET by Vulnerable Group	Apr-16	Mar-16	Feb-16	Jan-16	Dec-15	Nov-15	Oct-15	Sep-15	Aug-15	Jul-15	Jun-15	May-15	Apr-15
Children in Care	11	11	8	8	10	10	11	8	12	14	12	12	13
subset CIC resp. not known	0	0	0	0	0	0	0	0	0	1			
subset CIC KCC responsibility	6	7	5	6	6	6	6	5	7	8			
subset CIC OOC responsibility	5	4	3	2	4	4	5	3	5	5			
Caring for own child	41	38	33	27	26	23	21	19	39	39	39	38	33
Asylum seeker	0	1	0	0	0	0	0	0	0	0	0	0	0
Carer not own child	8	7	6	4	4	3	2	2	6	6	7	7	6
Substance Misuse	0	0	0	0	0	0	0	0	0	0	0	0	0
Care Leaver	9	7	7	4	1	1	1	2	1	1	1	1	1
subset CL resp. not known	0	0	0	0	0	0	0	1	0	0			
subset CL KCC responsibility	7	5	6	3	0	0	1	0	0	0			
subset CL OOC responsibility	2	2	1	1	1	1	0	1	1	1			
Supervised by YOT	7	6	3	3	5	5	6	5	6	6	4	4	3
Pregnancy	22	22	20	19	17	13	13	13	26	27	26	25	20
Parent not caring for own child	0	1	1	1	1	1	1	1	1	1	1	0	0
SEND (16-18 year olds)	37	39	38	33	30	29	25	26	35	36	30	31	33
SEND (19+ year olds)	5	5	5	6	8	11	11	11	115	118	117	113	112
Total 16-18 NEET with at least one vulnerable group	119	118	104	91	85	76	69	66	116	118	111	110	101

16-18 year old Not Knowns by Vulnerable Group	Apr-16	Mar-16	Feb-16	Jan-16	Dec-15	Nov-15	Oct-15	Sep-15	Aug-15	Jul-15	Jun-15	May-15	Apr-15
Children in Care	3	3	5	7	30	30	48	73	51	41	16	17	14
subset CIC resp. not known	0	0	0	0	0	0	0	0	0	0			
subset CIC KCC responsibility	0	0	2	2	14	14	20	27	25	20			
subset CIC OOC responsibility	3	3	3	5	16	16	28	46	26	21			
Caring for own child	1	1	1	1	1	2	2	2	4	4	3	3	2
Asylum seeker	0	0	1	1	1	1	1	1	4	3	0	0	0
Carer not own child	0	0	0	0	0	0	1	3	5	5	1	1	1
Substance Misuse	1	1	1	2	2	2	2	1	2	2	1	1	1
Care Leaver	1	3	4	8	0	0	0	1	6	6	3	2	2
subset CL resp. not known	0	0	0	0	0	0	0	0	0	0			
subset CL KCC responsibility	0	2	3	7	0	0	0	0	5	5			
subset CL OOC responsibility	1	1	1	1	0	0	0	1	1	1			
Supervised by YOT	1	2	2	2	2	3	11	12	11	9	5	3	3
Pregnancy	5	5	5	5	6	7	10	9	10	8	6	6	6
Parent not caring for own child	0	0	0	0	0	0	0	0	1	1	0	1	0
SEND (16-18 year olds)	16	15	17	25	37	41	66	139	116	107	33	32	32
SEND (19+ year olds)	12	16	18	22	25	26	29	54	301	297	262	262	262
Total not known with at least one vulnerable group	26	28	32	45	65	72	116	202	184	163	59	56	52

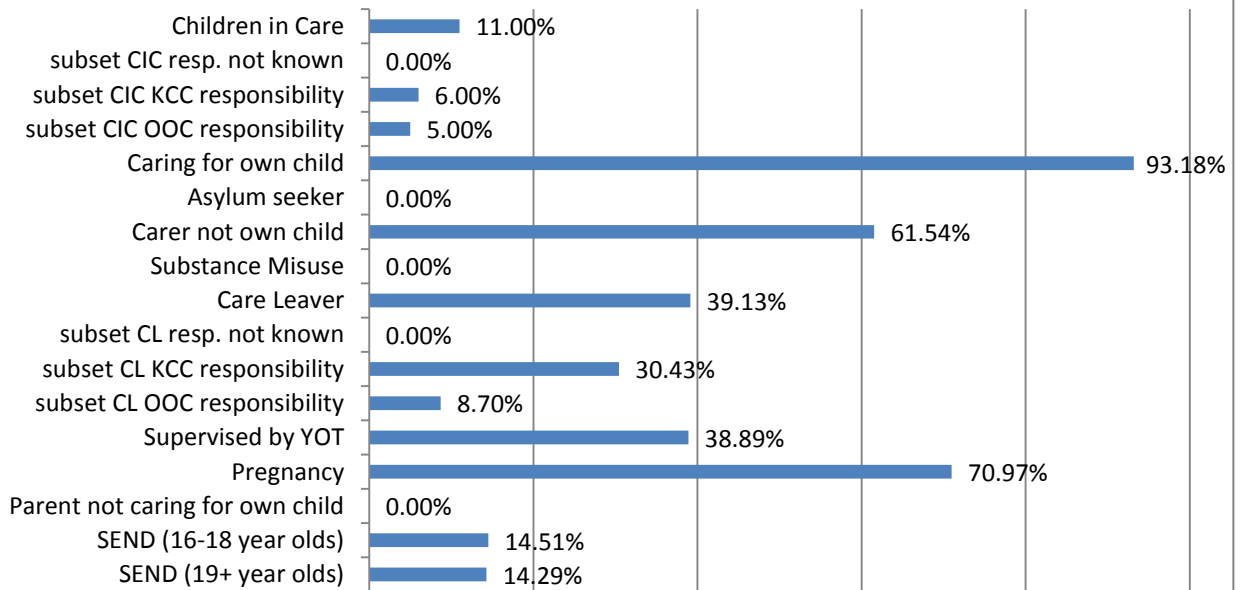
<b>16-18 Year old NEET Leavers &amp; Joiners</b>	<b>Aged 16</b>	<b>Aged 17</b>	<b>Aged 18</b>	<b>16-18 Total</b>	<b>Aged 19</b>
Leaving NEET Total	11	8	22	41	20
Education	0	1	1	2	0
Employment	2	2	16	20	3
Government supported training	7	4	3	14	0
Re-engagement Provision	0	0	0	0	0
Transfer to another LA	2	0	0	2	0
Age reached where no active record required	0	0	0	0	17
Left England so no longer active record	0	0	0	0	0
Found to be a duplicate record	0	0	0	0	0
Deceased	0	0	0	0	0
Custodial Sentence	0	0	0	0	0
Cannot Be Contacted	0	0	0	0	0
Refused to disclose activity	0	0	0	0	0
Unknown Activity	0	0	0	0	0
Other Reason	0	1	2	3	0
Joining NEET Total	19	11	14	44	1
Education	8	5	1	14	0
Employment	2	3	8	13	0
Training	6	3	2	11	1
Re-engagement Provision	0	0	0	0	0
From other area	0	0	0	0	0
Other (inc custodial sentence)	3	0	3	6	0
Joiners>Leavers	-8	-3	8	-3	19

<b>16-18 Year Old NEET Labour Market Summary</b>	<b>No</b>	<b>%</b>
<b>Available:</b>		
Working not for reward	8	2.89%
Not yet ready for work or learning	11	3.97%
Start Date agreed (other)	0	0.00%
Start Date agreed (RPA compliant)	12	4.33%
Seeking EET	246	88.81%
Available Total	277	100%
<b>Unavailable:</b>		
Young carers	6	6.59%
Teenage parents	36	39.56%
Illness	30	32.97%
Pregnancy	18	19.78%
Religious grounds	0	0.00%
Unlikely to be economically active	1	1.10%
Other reason	0	0.00%
Unavailable Total	91	100%

# NEET Leavers and Joiners



## % of Vulnerable Cohorts who are NEET



# Education and Young People's Services Performance Management

## NEET Monthly Report - Thanet

16-18 year old cohort by Vulnerable Group	Apr-16	Mar-16	Feb-16	Jan-16	Dec-15	Nov-15	Oct-15	Sep-15	Aug-15	Jul-15	Jun-15	May-15	Apr-15
Children in Care	149	154	153	153	167	166	146	144	157	157	158	154	154
subset CIC resp. not known	0	0	0	0	0	0	0	0	0	0			
subset CIC KCC responsibility	113	116	115	114	118	116	99	99	105	105			
subset CIC OOC responsibility	36	38	38	39	49	50	47	45	52	52			
Caring for own child	53	49	49	48	47	45	40	39	69	69	66	65	66
Asylum seeker	28	28	26	26	24	23	5	5	5	5	5	5	5
Carer not own child	10	10	10	10	10	10	10	10	13	12	12	12	12
Substance Misuse	8	8	8	8	8	8	8	8	6	6	6	6	6
Care Leaver	36	35	34	33	3	3	3	3	18	18	17	17	17
subset CL resp. not known	0	0	0	0	0	0	0	0	0	0			
subset CL KCC responsibility	34	33	32	31	1	1	1	1	16	16			
subset CL OOC responsibility	2	2	2	2	2	2	2	2	2	2			
Supervised by YOT	33	33	30	16	26	26	44	43	42	42	42	42	43
Pregnancy	26	23	24	22	21	19	20	20	35	35	36	34	31
Parent not caring for own child	2	2	2	2	1	1	1	1	2	2	2	2	2
SEND (16-18 year olds)	288	287	286	289	290	291	290	308	276	277	277	278	279
SEND (19+ year olds)	33	36	44	50	54	58	61	66	453	461	461	461	461
Total 16-18 cohort with at least one vulnerable group	525	522	518	506	496	492	475	492	525	524	523	519	517

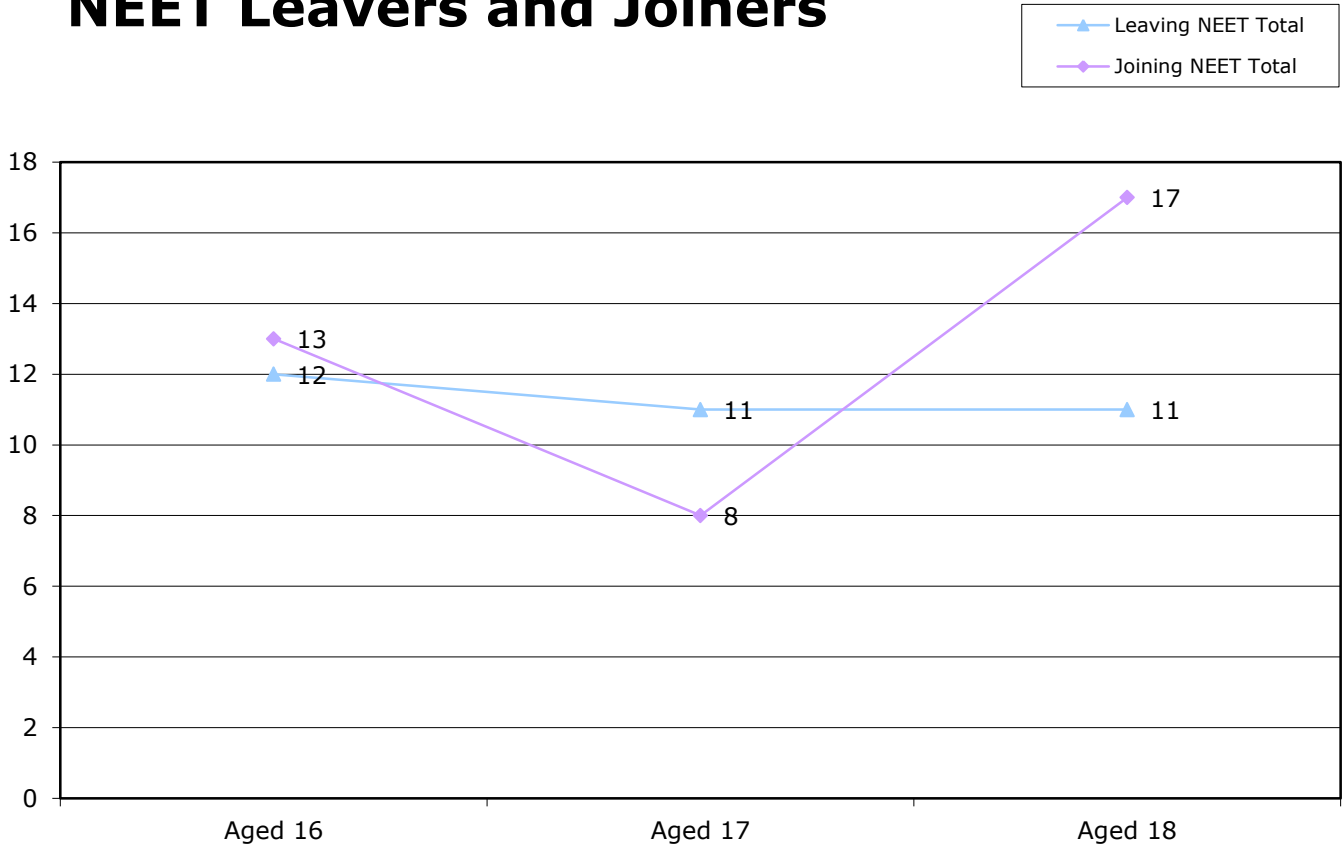
16-18 year old NEET by Vulnerable Group	Apr-16	Mar-16	Feb-16	Jan-16	Dec-15	Nov-15	Oct-15	Sep-15	Aug-15	Jul-15	Jun-15	May-15	Apr-15
Children in Care	19	23	22	19	19	21	18	20	22	22	24	24	23
subset CIC resp. not known	0	0	0	0	0	0	0	0	0	0			
subset CIC KCC responsibility	19	22	21	18	18	20	17	17	19	19			
subset CIC OOC responsibility	0	1	1	1	1	1	1	3	3	3			
Caring for own child	34	31	31	30	29	26	21	23	43	44	41	41	41
Asylum seeker	0	0	0	0	1	1	1	0	0	0	0	0	0
Carer not own child	4	4	4	4	3	3	3	4	6	5	5	5	6
Substance Misuse	2	2	2	1	2	3	3	3	2	2	1	1	1
Care Leaver	16	11	10	12	2	2	2	2	7	7	6	6	7
subset CL resp. not known	0	0	0	0	0	0	0	0	0	0			
subset CL KCC responsibility	15	10	9	11	1	1	1	1	6	6			
subset CL OOC responsibility	1	1	1	1	1	1	1	1	1	1			
Supervised by YOT	14	14	11	7	8	8	18	18	17	17	15	16	19
Pregnancy	19	17	18	16	15	12	12	14	24	24	25	24	21
Parent not caring for own child	2	2	1	1	1	1	1	1	2	2	2	2	2
SEND (16-18 year olds)	29	30	30	32	26	26	22	25	31	32	29	29	30
SEND (19+ year olds)	3	3	5	8	9	10	8	9	116	122	121	120	120
Total 16-18 NEET with at least one vulnerable group	110	105	102	99	87	85	80	85	130	130	125	124	123

16-18 year old Not Knowns by Vulnerable Group	Apr-16	Mar-16	Feb-16	Jan-16	Dec-15	Nov-15	Oct-15	Sep-15	Aug-15	Jul-15	Jun-15	May-15	Apr-15
Children in Care	3	2	2	5	33	42	66	99	90	80	24	24	24
subset CIC resp. not known	0	0	0	0	0	0	0	0	0	0			
subset CIC KCC responsibility	1	1	2	3	19	23	42	63	55	48			
subset CIC OOC responsibility	2	1	0	2	14	19	24	36	35	32			
Caring for own child	4	4	5	4	7	8	12	13	20	19	10	9	9
Asylum seeker	1	1	1	1	1	1	1	4	4	3	2	2	2
Carer not own child	1	1	1	1	1	1	1	5	6	5	1	1	1
Substance Misuse	1	1	1	2	2	2	3	5	3	2	0	0	0
Care Leaver	5	9	9	9	1	1	1	1	9	8	3	3	3
subset CL resp. not known	0	0	0	0	0	0	0	0	0	0			
subset CL KCC responsibility	4	8	8	8	0	0	0	0	8	7			
subset CL OOC responsibility	1	1	1	1	1	1	1	1	1	1			
Supervised by YOT	0	0	1	0	9	11	17	21	15	11	4	4	2
Pregnancy	0	0	0	0	0	2	3	4	10	8	4	4	4
Parent not caring for own child	0	0	0	0	0	0	0	0	0	0	0	0	0
SEND (16-18 year olds)	15	13	12	25	46	63	100	223	169	158	45	46	46
SEND (19+ year olds)	16	18	23	26	28	34	41	53	330	327	306	307	303
Total not known with at least one vulnerable group	27	29	30	42	79	104	163	320	271	246	74	74	75

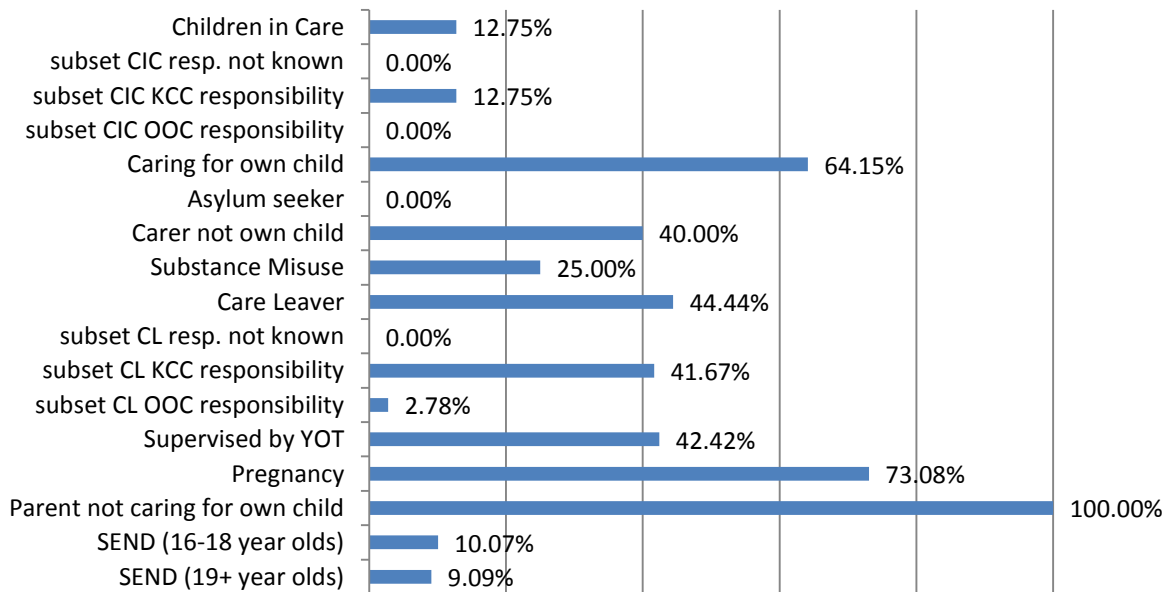
<b>16-18 Year old NEET Leavers &amp; Joiners</b>	<b>Aged 16</b>	<b>Aged 17</b>	<b>Aged 18</b>	<b>16-18 Total</b>	<b>Aged 19</b>
Leaving NEET Total	12	11	11	34	11
Education	0	1	0	1	0
Employment	3	4	6	13	0
Government supported training	7	5	5	17	0
Re-engagement Provision	0	0	0	0	0
Transfer to another LA	1	1	0	2	0
Age reached where no active record required	0	0	0	0	11
Left England so no longer active record	1	0	0	1	0
Found to be a duplicate record	0	0	0	0	0
Deceased	0	0	0	0	0
Custodial Sentence	0	0	0	0	0
Cannot Be Contacted	0	0	0	0	0
Refused to disclose activity	0	0	0	0	0
Unknown Activity	0	0	0	0	0
Other Reason	0	0	0	0	0
Joining NEET Total	13	8	17	38	0
Education	7	4	0	11	0
Employment	1	1	10	12	0
Training	3	1	0	4	0
Re-engagement Provision	0	0	0	0	0
From other area	0	0	0	0	0
Other (inc custodial sentence)	2	2	7	11	0
Joiners>Leavers	-1	3	-6	-4	11

<b>16-18 Year Old NEET Labour Market Summary</b>	<b>No</b>	<b>%</b>
<b>Available:</b>		
Working not for reward	4	2.04%
Not yet ready for work or learning	14	7.14%
Start Date agreed (other)	2	1.02%
Start Date agreed (RPA compliant)	6	3.06%
Seeking EET	170	86.73%
Available Total	196	100%
<b>Unavailable:</b>		
Young carers	3	3.90%
Teenage parents	29	37.66%
Illness	35	45.45%
Pregnancy	10	12.99%
Religious grounds	0	0.00%
Unlikely to be economically active	0	0.00%
Other reason	0	0.00%
Unavailable Total	77	100%

# NEET Leavers and Joiners



## % of Vulnerable Cohorts who are NEET



# Education and Young People's Services Performance Management

## NEET Monthly Report - Tonbridge & Malling

16-18 year old cohort by Vulnerable Group	Apr-16	Mar-16	Feb-16	Jan-16	Dec-15	Nov-15	Oct-15	Sep-15	Aug-15	Jul-15	Jun-15	May-15	Apr-15
Children in Care	28	29	29	24	32	33	35	37	34	34	34	32	32
subset CIC resp. not known	0	0	0	0	0	0	0	0	0	0			
subset CIC KCC responsibility	23	23	23	18	22	23	23	25	24	24			
subset CIC OOC responsibility	5	6	6	6	10	10	12	12	10	10			
Caring for own child	9	10	9	9	9	9	9	9	26	26	25	25	25
Asylum seeker	1	1	1	1	1	1	0	0	0	0	0	0	0
Carer not own child	9	9	9	9	9	9	8	9	11	11	11	11	11
Substance Misuse	3	3	3	3	3	3	3	3	4	4	4	4	4
Care Leaver	5	5	5	5	0	0	0	0	0	0	0	0	0
subset CL resp. not known	0	0	0	0	0	0	0	0	0	0			
subset CL KCC responsibility	4	4	4	4	0	0	0	0	0	0			
subset CL OOC responsibility	1	1	1	1	0	0	0	0	0	0			
Supervised by YOT	15	14	13	11	12	4	11	11	13	13	13	13	11
Pregnancy	9	8	8	7	7	7	5	5	10	10	11	11	11
Parent not caring for own child	1	1	1	1	1	1	1	1	1	1	1	1	1
SEND (16-18 year olds)	171	170	170	169	170	170	165	164	138	138	138	139	139
SEND (19+ year olds)	23	26	26	29	31	33	39	40	273	273	273	273	273
Total 16-18 cohort with at least one vulnerable group	232	232	231	225	228	223	218	219	214	214	214	212	211

16-18 year old NEET by Vulnerable Group	Apr-16	Mar-16	Feb-16	Jan-16	Dec-15	Nov-15	Oct-15	Sep-15	Aug-15	Jul-15	Jun-15	May-15	Apr-15
Children in Care	0	1	2	1	1	2	2	3	4	5	4	2	1
subset CIC resp. not known	0	0	0	0	0	0	0	0	0	0			
subset CIC KCC responsibility	0	1	2	1	1	2	2	3	4	5			
subset CIC OOC responsibility	0	0	0	0	0	0	0	0	0	0			
Caring for own child	8	9	8	8	8	8	8	9	21	21	20	20	20
Asylum seeker	0	0	0	0	0	0	0	0	0	0	0	0	0
Carer not own child	2	2	2	2	2	2	1	1	3	4	4	4	3
Substance Misuse	0	0	0	0	0	0	0	0	0	0	0	1	1
Care Leaver	2	2	2	0	0	0	0	0	0	0	0	0	0
subset CL resp. not known	0	0	0	0	0	0	0	0	0	0			
subset CL KCC responsibility	1	1	1	0	0	0	0	0	0	0			
subset CL OOC responsibility	1	1	1	0	0	0	0	0	0	0			
Supervised by YOT	3	4	2	1	1	0	4	5	7	6	6	7	6
Pregnancy	8	7	7	6	6	6	5	5	9	9	10	10	10
Parent not caring for own child	0	0	0	0	0	0	0	0	0	0	0	1	1
SEND (16-18 year olds)	18	18	18	17	16	12	8	11	14	13	13	12	11
SEND (19+ year olds)	3	3	3	4	5	4	4	4	52	51	49	48	48
Total 16-18 NEET with at least one vulnerable group	39	41	39	33	32	29	26	32	52	52	51	50	48

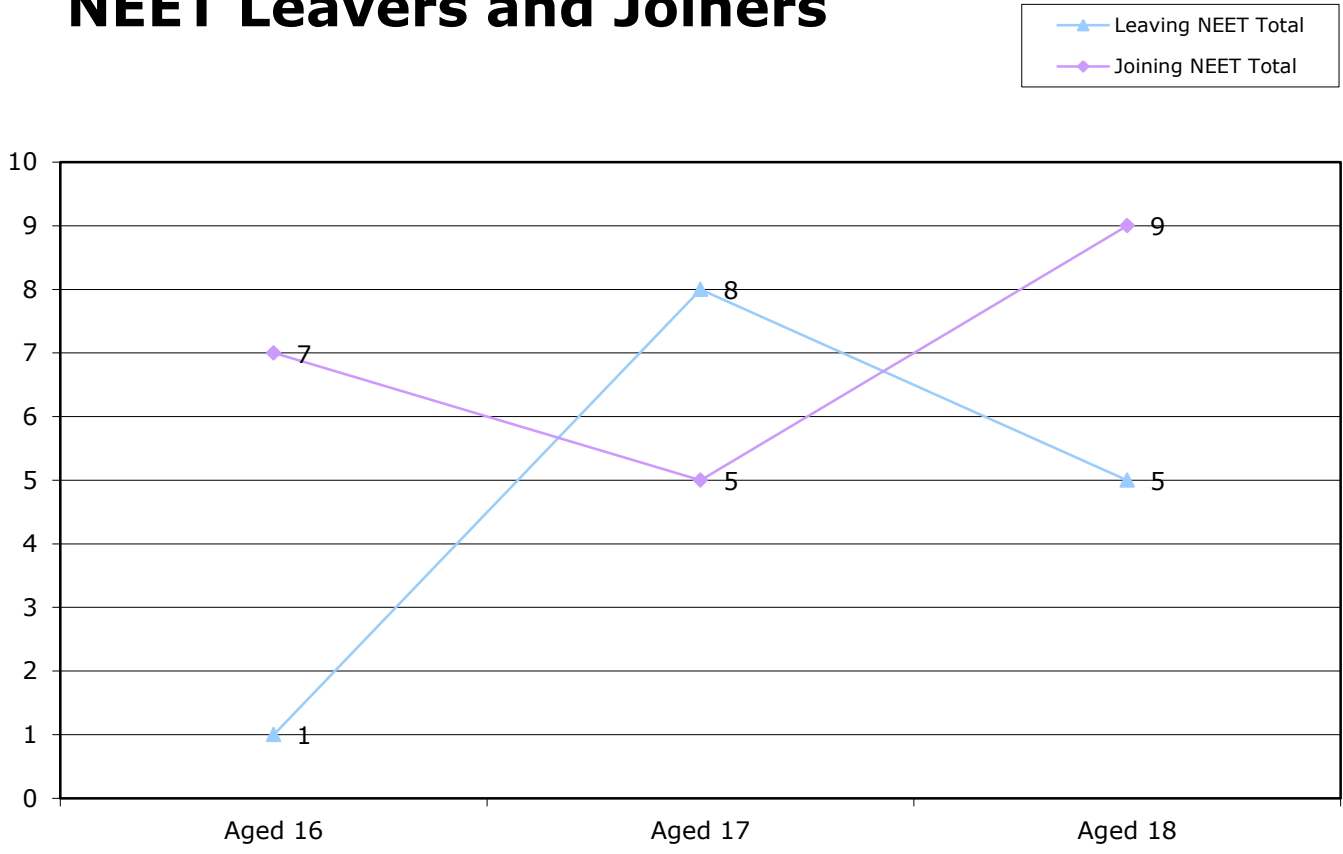
16-18 year old Not Knowns by Vulnerable Group	Apr-16	Mar-16	Feb-16	Jan-16	Dec-15	Nov-15	Oct-15	Sep-15	Aug-15	Jul-15	Jun-15	May-15	Apr-15
Children in Care	0	2	1	1	11	13	19	27	21	18	8	9	10
subset CIC resp. not known	0	0	0	0	0	0	0	0	0	0			
subset CIC KCC responsibility	0	1	0	0	5	7	10	15	13	11			
subset CIC OOC responsibility	0	1	1	1	6	6	9	12	8	7			
Caring for own child	0	0	0	0	0	0	0	0	5	3	2	2	1
Asylum seeker	0	0	0	0	0	0	0	0	0	0	0	0	0
Carer not own child	1	1	1	2	2	2	2	6	5	4	1	1	1
Substance Misuse	0	0	0	0	0	1	1	2	3	2	1	1	1
Care Leaver	1	1	1	3	0	0	0	0	0	0	0	0	0
subset CL resp. not known	0	0	0	0	0	0	0	0	0	0			
subset CL KCC responsibility	1	1	1	2	0	0	0	0	0	0			
subset CL OOC responsibility	0	0	0	1	0	0	0	0	0	0			
Supervised by YOT	1	2	2	1	3	2	2	3	3	2	1	0	0
Pregnancy	0	0	0	0	0	0	0	0	1	0	0	0	0
Parent not caring for own child	1	0	1	1	1	0	0	0	0	0	0	0	0
SEND (16-18 year olds)	8	8	7	11	18	26	35	92	62	55	16	17	18
SEND (19+ year olds)	3	5	5	10	11	15	23	35	209	207	197	197	197
Total not known with at least one vulnerable group	12	14	13	19	32	39	51	119	91	79	27	27	27



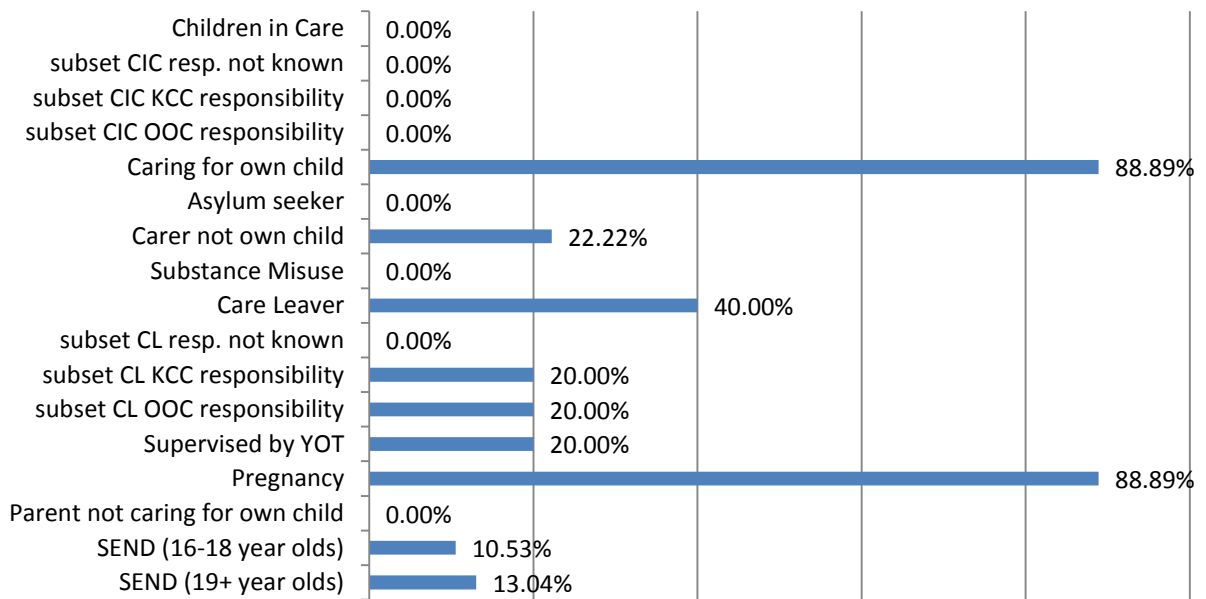
<b>16-18 Year old NEET Leavers &amp; Joiners</b>	<b>Aged 16</b>	<b>Aged 17</b>	<b>Aged 18</b>	<b>16-18 Total</b>	<b>Aged 19</b>
Leaving NEET Total	1	8	5	14	9
Education	0	0	0	0	0
Employment	1	7	2	10	3
Government supported training	0	0	1	1	0
Re-engagement Provision	0	0	0	0	0
Transfer to another LA	0	1	1	2	0
Age reached where no active record required	0	0	0	0	6
Left England so no longer active record	0	0	0	0	0
Found to be a duplicate record	0	0	0	0	0
Deceased	0	0	0	0	0
Custodial Sentence	0	0	1	1	0
Cannot Be Contacted	0	0	0	0	0
Refused to disclose activity	0	0	0	0	0
Unknown Activity	0	0	0	0	0
Other Reason	0	0	0	0	0
Joining NEET Total	7	5	9	21	0
Education	4	3	2	9	0
Employment	0	0	3	3	0
Training	0	1	1	2	0
Re-engagement Provision	0	0	0	0	0
From other area	0	0	0	0	0
Other (inc custodial sentence)	3	1	3	7	0
Joiners>Leavers	-6	3	-4	-7	9

<b>16-18 Year Old NEET Labour Market Summary</b>	<b>No</b>	<b>%</b>
<b>Available:</b>		
Working not for reward	3	1.84%
Not yet ready for work or learning	1	0.61%
Start Date agreed (other)	3	1.84%
Start Date agreed (RPA compliant)	1	0.61%
Seeking EET	155	95.09%
Available Total	163	100%
<b>Unavailable:</b>		
Young carers	0	0.00%
Teenage parents	7	19.44%
Illness	21	58.33%
Pregnancy	7	19.44%
Religious grounds	0	0.00%
Unlikely to be economically active	1	2.78%
Other reason	0	0.00%
Unavailable Total	36	100%

# NEET Leavers and Joiners



## % of Vulnerable Cohorts who are NEET



# Education and Young People's Services Performance Management

## NEET Monthly Report - Tunbridge Wells

16-18 year old cohort by Vulnerable Group	Apr-16	Mar-16	Feb-16	Jan-16	Dec-15	Nov-15	Oct-15	Sep-15	Aug-15	Jul-15	Jun-15	May-15	Apr-15
Children in Care	63	62	58	52	72	63	14	14	20	19	19	19	18
subset CIC resp. not known	0	0	0	0	0	0	0	0	0	0			
subset CIC KCC responsibility	63	62	58	52	70	61	12	11	18	17			
subset CIC OOC responsibility	0	0	0	0	2	2	2	3	2	2			
Caring for own child	14	13	13	12	10	10	8	8	19	19	19	17	16
Asylum seeker	54	53	49	43	58	50	5	0	4	4	4	4	4
Carer not own child	6	6	6	6	6	6	6	5	6	6	6	5	5
Substance Misuse	2	2	2	2	3	3	3	3	4	4	4	4	4
Care Leaver	5	6	6	6	2	2	2	2	6	6	6	6	6
subset CL resp. not known	0	0	0	0	0	0	0	0	0	0			
subset CL KCC responsibility	4	5	5	5	1	1	1	1	4	4			
subset CL OOC responsibility	1	1	1	1	1	1	1	1	2	2			
Supervised by YOT	7	7	6	8	8	4	15	15	17	16	16	16	16
Pregnancy	9	9	9	8	8	7	8	7	10	10	10	10	9
Parent not caring for own child	1	1	1	1	1	1	1	1	2	2	2	2	2
SEND (16-18 year olds)	133	134	133	132	132	128	133	129	139	140	140	139	138
SEND (19+ year olds)	21	23	24	28	31	34	39	43	225	227	227	227	227
Total 16-18 cohort with at least one vulnerable group	231	229	224	217	229	213	180	169	204	203	203	199	196

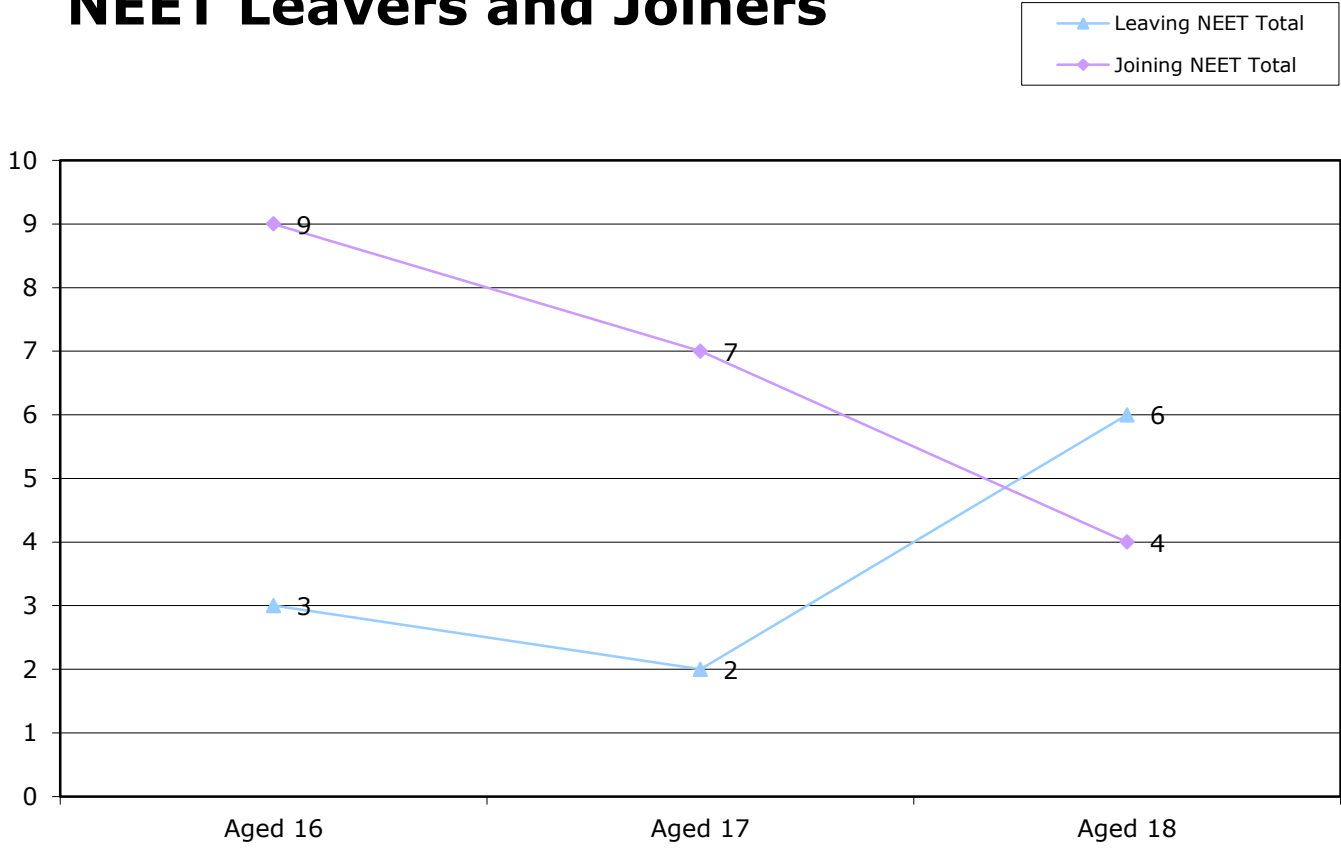
16-18 year old NEET by Vulnerable Group	Apr-16	Mar-16	Feb-16	Jan-16	Dec-15	Nov-15	Oct-15	Sep-15	Aug-15	Jul-15	Jun-15	May-15	Apr-15
Children in Care	3	3	3	3	4	5	5	4	4	3	2	3	1
subset CIC resp. not known	0	0	0	0	0	0	0	0	0	0			
subset CIC KCC responsibility	3	3	3	3	3	4	4	3	3	2			
subset CIC OOC responsibility	0	0	0	0	1	1	1	1	1	1			
Caring for own child	13	12	12	11	9	9	7	7	16	16	16	15	14
Asylum seeker	0	0	0	0	0	0	0	0	0	0	0	0	0
Carer not own child	1	1	1	1	1	1	1	1	1	1	2	1	1
Substance Misuse	2	2	2	2	2	2	2	2	2	2	2	2	2
Care Leaver	3	3	3	3	2	2	2	2	5	5	5	5	5
subset CL resp. not known	0	0	0	0	0	0	0	0	0	0			
subset CL KCC responsibility	2	2	2	2	1	1	1	1	3	3			
subset CL OOC responsibility	1	1	1	1	1	1	1	1	2	2			
Supervised by YOT	2	2	2	4	4	1	6	6	8	7	6	6	5
Pregnancy	7	7	7	7	7	6	5	4	6	6	6	6	6
Parent not caring for own child	0	0	0	0	0	0	0	0	0	0	0	0	0
SEND (16-18 year olds)	17	14	13	12	10	8	9	10	12	12	11	12	8
SEND (19+ year olds)	3	3	3	4	4	4	4	4	33	34	33	33	32
Total 16-18 NEET with at least one vulnerable group	45	40	40	39	36	31	30	29	45	43	42	41	38

16-18 year old Not Knowns by Vulnerable Group	Apr-16	Mar-16	Feb-16	Jan-16	Dec-15	Nov-15	Oct-15	Sep-15	Aug-15	Jul-15	Jun-15	May-15	Apr-15
Children in Care	0	0	0	0	4	5	5	10	8	7	2	2	2
subset CIC resp. not known	0	0	0	0	0	0	0	0	0	0			
subset CIC KCC responsibility	0	0	0	0	3	4	4	8	7	7			
subset CIC OOC responsibility	0	0	0	0	1	1	1	2	1	0			
Caring for own child	0	0	0	0	0	0	1	1	2	2	1	1	1
Asylum seeker	0	0	0	0	0	1	0	0	2	2	0	0	0
Carer not own child	0	0	0	1	0	1	1	2	1	1	0	0	0
Substance Misuse	0	0	0	0	1	1	1	1	2	1	1	1	1
Care Leaver	0	0	0	0	0	0	0	0	1	1	1	1	1
subset CL resp. not known	0	0	0	0	0	0	0	0	0	0			
subset CL KCC responsibility	0	0	0	0	0	0	0	0	1	1			
subset CL OOC responsibility	0	0	0	0	0	0	0	0	0	0			
Supervised by YOT	0	0	0	0	1	1	5	8	6	5	1	2	2
Pregnancy	0	0	0	0	0	1	3	3	2	1	0	0	0
Parent not caring for own child	0	0	0	0	0	0	0	1	2	2	1	1	1
SEND (16-18 year olds)	9	7	8	8	18	22	36	80	51	50	21	21	19
SEND (19+ year olds)	7	9	9	11	12	14	20	36	183	181	182	182	179
Total not known with at least one vulnerable group	9	7	8	9	19	26	47	99	69	66	24	25	23

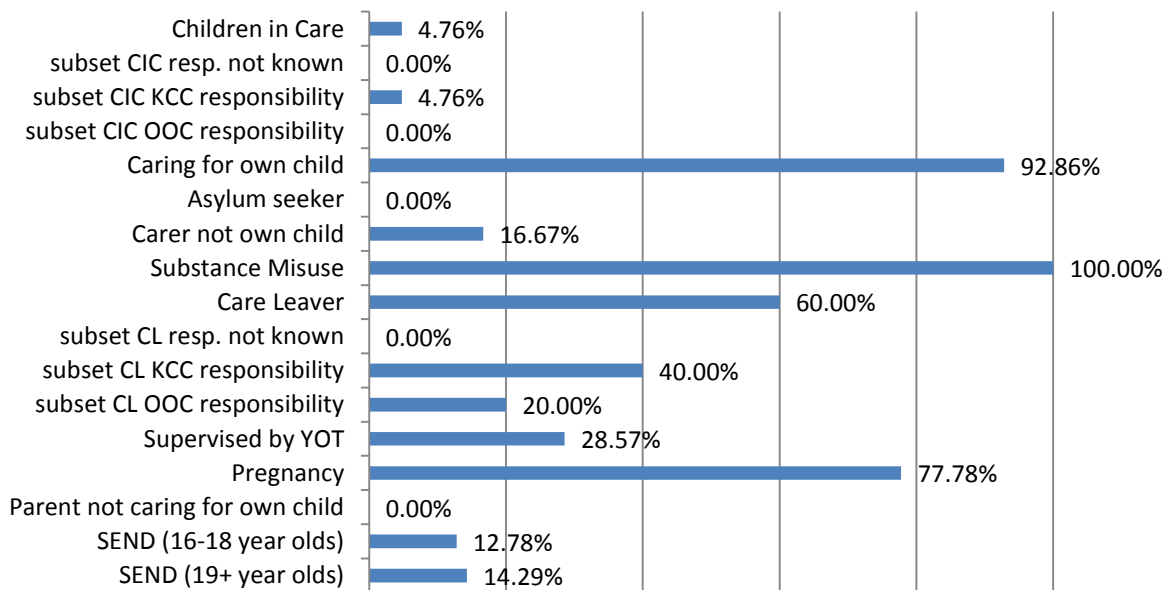
<b>16-18 Year old NEET Leavers &amp; Joiners</b>	<b>Aged 16</b>	<b>Aged 17</b>	<b>Aged 18</b>	<b>16-18 Total</b>	<b>Aged 19</b>
Leaving NEET Total	3	2	6	11	5
Education	0	0	0	0	0
Employment	2	2	3	7	0
Government supported training	1	0	1	2	0
Re-engagement Provision	0	0	0	0	0
Transfer to another LA	0	0	0	0	0
Age reached where no active record required	0	0	0	0	5
Left England so no longer active record	0	0	0	0	0
Found to be a duplicate record	0	0	0	0	0
Deceased	0	0	0	0	0
Custodial Sentence	0	0	0	0	0
Cannot Be Contacted	0	0	0	0	0
Refused to disclose activity	0	0	0	0	0
Unknown Activity	0	0	0	0	0
Other Reason	0	0	2	2	0
Joining NEET Total	9	7	4	20	0
Education	5	1	2	8	0
Employment	1	2	2	5	0
Training	0	1	0	1	0
Re-engagement Provision	1	1	0	2	0
From other area	0	0	0	0	0
Other (inc custodial sentence)	2	2	0	4	0
Joiners>Leavers	-6	-5	2	-9	5

<b>16-18 Year Old NEET Labour Market Summary</b>	<b>No</b>	<b>%</b>
<b>Available:</b>		
Working not for reward	3	1.72%
Not yet ready for work or learning	15	8.62%
Start Date agreed (other)	3	1.72%
Start Date agreed (RPA compliant)	0	0.00%
Seeking EET	153	87.93%
Available Total	174	100%
<b>Unavailable:</b>		
Young carers	0	0.00%
Teenage parents	7	25.00%
Illness	17	60.71%
Pregnancy	3	10.71%
Religious grounds	0	0.00%
Unlikely to be economically active	1	3.57%
Other reason	0	0.00%
Unavailable Total	28	100%

# NEET Leavers and Joiners



## % of Vulnerable Cohorts who are NEET

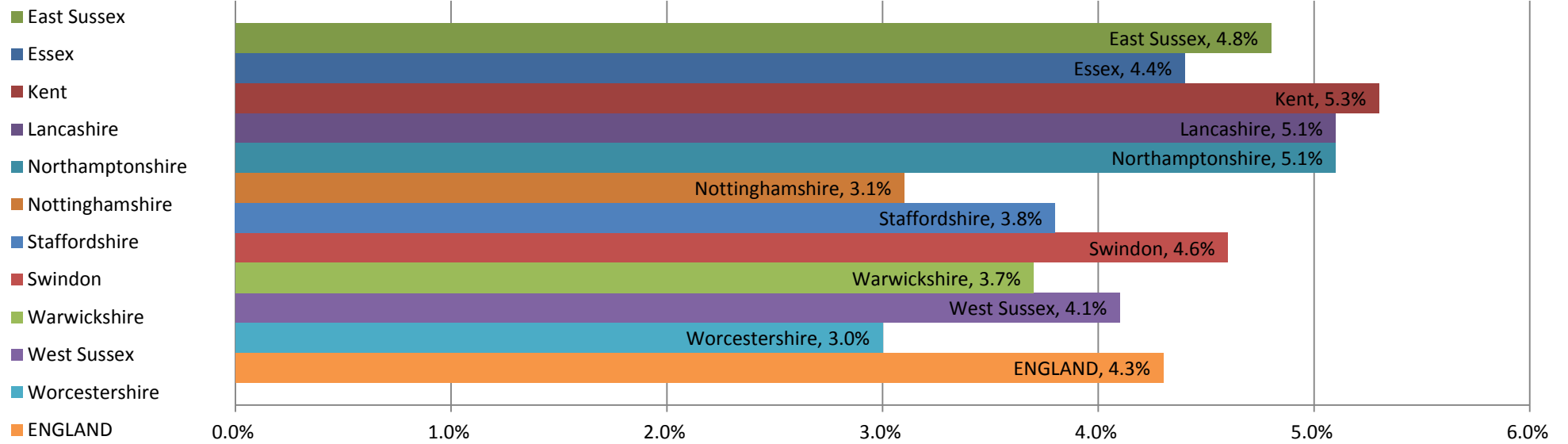


**Education and Young People's Services Performance Management**  
**Kent/National/Statistical Neighbours**  
**AS AT 29th February 2016**

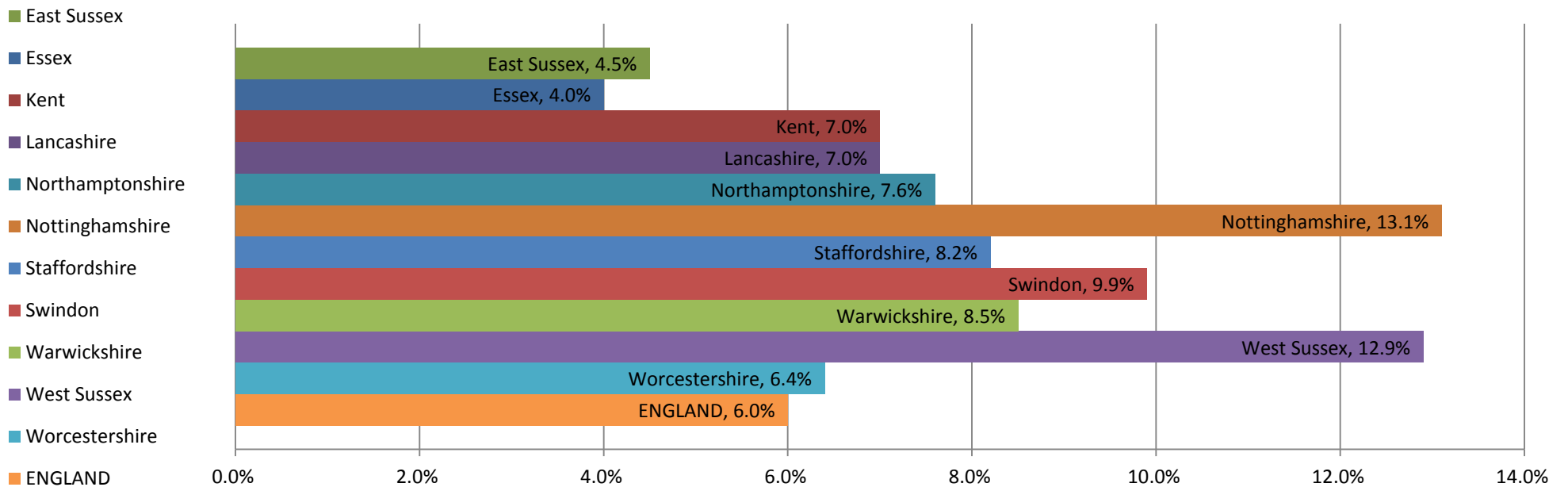
	NEET		Not known		In learning	
	% Academic Age16-18s NEET	% change over last 12 months	% Academic Age16-18s NK	% change over last 12 months	% Academic Age16-18s in learning	% change over last 12 months
<b>ENGLAND</b>	<b>4.3%</b>	<b>-10.4%</b>	<b>6.0%</b>	<b>-8.3%</b>	<b>83.9%</b>	<b>0.8%</b>

Name	NEET Ranked Position	Academic Age16-18 (Y12-Y14) NEET %	Y12 NEET%	Y13 NEET%	Y14 NEET%	N/K Ranked Position	Academic Age 16 - 18 (Y12-Y14) NK %	Y12 NK%	Y13 NK%	Y14 NK%	Academic Age 16 - 18 (Y12-14) In Learning %	Y12 In Learning %	Y13 In Learning %	Y14 In Learning %
Kent	11	5.3%	3.0%	5.0%	8.1%	5	7.0%	2.4%	6.4%	12.1%	78.1%	91.9%	83.0%	59.6%
East Sussex	8	4.8%	3.0%	4.4%	7.2%	2	4.5%	50.0%	2.7%	10.2%	81.4%	95.5%	88.5%	61.0%
Essex	6	4.4%	2.1%	4.0%	7.3%	1	4.0%	1.2%	3.5%	7.3%	81.5%	95.5%	87.5%	61.9%
Lancashire	9	5.1%	2.9%	4.6%	7.8%	4	7.0%	3.4%	5.5%	11.8%	83.4%	92.9%	87.5%	70.5%
Northamptonshire	10	5.1%	2.8%	4.9%	7.8%	6	7.6%	2.0%	6.7%	13.9%	80.8%	93.9%	84.9%	63.3%
Nottinghamshire	2	3.1%	1.5%	2.5%	5.9%	11	13.1%	1.4%	12.0%	25.1%	83.5%	97.0%	85.1%	69.4%
Staffordshire	4	3.8%	2.2%	3.4%	5.8%	7	8.2%	2.3%	4.9%	16.8%	81.7%	94.7%	87.8%	63.5%
Swindon	7	4.6%	1.9%	4.4%	7.8%	9	9.9%	2.3%	5.8%	21.5%	79.0%	94.2%	84.0%	59.2%
Warwickshire	3	3.7%	1.8%	3.1%	6.1%	8	8.5%	3.0%	4.5%	17.1%	85.2%	94.7%	90.8%	71.6%
West Sussex	5	4.1%	1.3%	2.9%	8.7%	10	12.9%	5.2%	11.8%	21.5%	78.4%	92.8%	83.2%	59.2%
Worcestershire	1	3.0%	2.0%	2.9%	4.3%	3	6.4%	70.0%	4.2%	14.0%	84.6%	95.9%	89.4%	69.3%
Mean Indicator for Statistical neighbours		4.2%	2.1%	3.7%	6.9%		8.2%	2.2%	6.2%	15.9%	82.0%	94.7%	86.9%	64.9%

## Statistical Neighbours NEETs March 2016



## Statistical Neighbours Not Knowns March 2016



## Education and Young People's Services Performance Management NEET Monthly Report - Kent

---

Year 11 intended destinations summary	Cohort total	Total not yet recorded	Total undecided	%age of total
Kent	16687	1139	931	12.4%
Ashford	1378	97	43	10.2%
Canterbury	1561	85	63	9.5%
Dartford	1428	92	61	10.7%
Dover	1356	121	74	14.4%
Gravesham	1222	82	28	9.0%
Maidstone	1900	95	36	6.9%
Sevenoaks	448	67	54	27.0%
Shepway	1106	74	89	14.7%
Swale	1651	121	316	26.5%
Thanet	1618	124	87	13.0%
Tonbridge & Malling	1574	111	64	11.1%
Tunbridge Wells	1445	70	16	6.0%