

Education and Young People's Services

Young People Not in Education, Employment or Training (NEET)

Monthly Report - Oct 2015

Produced by: Management Information Unit, KCC

Publication Date: 17th November 2015

The figures are based on the monthly submission made to DfE via NCCIS for Kent County Council . Academic age is the age of the young person on 31st August (i.e.: prior to the start of the academic year). The figures include all 16 -18 year olds based on academic age with a Kent County Council area postcode as their primary address.



Executive Summary

NEETs as a percentage of the 16-18 academic age group (Year 12, 13 and 14)

The NEET percentage includes an adjustment factor which assumes that 8% of currency expired not knowns are assumed to be NEET.

Aug-14	6.36	Aug-15	8.64
Sep-14	8.06	Sep-15	7.83
Oct-14	4.13	Oct-15	4.89

Not Knowns as a percentage of the 16-18 academic age group (Year 12, 13 and 14)

Aug-14	11.97	Aug-15	31.14
Sep-14	58.70	Sep-15	51.73
Oct-14	24.16	Oct-15	21.83

16-18 year old NEET by Vulnerable Group	Oct-15	Sep-15	Aug-15	Jul-15	Jun-15	May-15	Apr-15	Mar-15	Feb-15	Jan-15	Dec-14	Nov-14	Oct-14
Children in Care	113	106	131	127	121	116	114	107	98	97	94	91	78
subset CIC resp. not known	3	3	3	4									
subset CIC KCC responsibility	92	88	103	98									
subset CIC OOC responsibility	18	15	25	25									
Caring for own child	131	124	292	290	281	267	253	237	230	224	187	175	154
Asylum seeker	7	3	4	4	4	4	4	4	4	4	5	5	2
Carer not own child	14	16	31	31	32	31	30	28	25	23	21	18	17
Substance Misuse	12	14	16	16	16	16	14	14	11	14	12	19	15
Care Leaver	8	9	41	40	38	38	38	38	37	33	31	28	31
subset CL resp. not known	0	1	0	0									
subset CL KCC responsibility	5	5	37	36									
subset CL OOC responsibility	3	3	4	4									
Supervised by YOT	82	89	91	91	87	89	83	83	77	75	85	75	57
Pregnancy	91	89	166	168	171	164	153	148	136	130	112	96	93
Parent not caring for own child	3	3	8	7	7	7	7	7	8	9	7	5	6
SEND (16-18 year olds)	163	173	221	212	194	198	191	193	174	168	166	154	147
SEND (19+ year olds)	84	91	841	857	849	841	836	837	833	834	830	826	841
Total 16-18 NEET with at least one vulnerable group	519	516	857	839	816	796	761	733	680	659	598	546	504

16-18 year old Not Knowns by Vulnerable Group	Oct-15	Sep-15	Aug-15	Jul-15	Jun-15	May-15	Apr-15	Mar-15	Feb-15	Jan-15	Dec-14	Nov-14	Oct-14
Children in Care	299	460	360	311	121	115	107	97	99	95	99	169	189
known	0	1	1	1									
subset CIC KCC responsibility	176	253	204	177									
subset CIC OOC responsibility	123	206	155	133									
Caring for own child	36	36	84	75	48	45	45	38	38	35	38	44	45
Asylum seeker	7	13	30	25	13	12	12	9	10	10	10	16	21
Carer not own child	19	37	40	38	15	16	14	10	9	9	8	9	11
Substance Misuse	18	30	35	32	19	16	15	12	12	11	5	30	31
Care Leaver	4	5	37	35	21	19	18	18	16	18	12	16	16
known	0	0	0	0									
subset CL KCC responsibility	3	3	34	32									
subset CL OOC responsibility	1	2	3	3									
Supervised by YOT	90	109	91	76	37	26	15	12	5	1	8	72	78
Pregnancy	33	37	50	45	25	21	20	14	14	14	15	14	13
Parent not caring for own child	2	3	6	7	3	4	3	1	0	0	0	1	2
SEND (16-18 year olds)	642	1333	1011	954	330	314	298	279	284	304	337	404	463
SEND (19+ year olds)	349	504	2912	2886	2700	2693	2655	2548	2552	2529	2532	2520	2567
Total not known with at least one vulnerable group	976	1812	1530	1407	543	509	478	428	429	441	474	645	726

Please note the values in the above tables which show the breakdown of the Children In Care and Care Leaver sections - this is also replicated on the individual pages for each of the districts

Executive Summary - continued

Introduction

It is anticipated by Participation Pathways Operational Group that the new systems, which are now in place across KCC services, will have a positive impact in reducing NEETs and Not Knows over the next 3 months. This report has been jointly written by all members of the Group with a view to providing a co-ordinated picture of activities. The Group will continue to monitor and report on progress towards the outcomes and targets set out in the NEET Strategy for 15/16.

Current Activities

The implementation by all relevant services and partners within the NEETs Strategy and Action Plan for 2015.16 includes

Tracking and monitoring potential and actual NEET's and Not Knowns.

Maintaining the accuracy of the IYSS database

Identifying and supporting at an early stage all young people at risk of being NEET

Increasing participation of all young people in education, employment and training post 16

Increasing provision of training opportunities in all districts at a range of levels

Regularly sharing information between partner organisations

Providing coaching and personal support to young people as required

Reviewing and evaluating impact

The Participation Pathways Operational Group (PPOG) will need to ensure:

- The identification of the correct status, EET or NEET, of young people in the 16 – 18 years age group
- Clear lines of communication are in place for all services providing for this age group so that all are engaged in the strategy to reduce the numbers amongst them who are either NEET or who have an “unknown” status
- The achievement of a co-ordinated approach across all services, e.g. Specialist Children's Services, Virtual School Kent, SEN Assessment & Placement Teams, the 18+ Service, the Troubled Families Programme, schools and PRUs and Colleges / training organisations
- The development of the Group so that it effectively assists the services represented to meet the objectives of the NEET strategy a revised version of Terms of Reference have been prepared
- Early Help & Preventative Services develop a consistent operational response via the Open Access Youth Hub in each District and are supported in determining the provision which needs to be available to increase the employability of young people
- Ensuring the accuracy and currency of the data recorded on IYSS by increasing the number of staff trained to use the system

Key Actions by Service area

Skills & Employability

Briefing Meetings for schools, the purpose of the briefings is to clarify what schools can expect from Skills & Employability, their responsibilities and the resources available to support young people who are at risk of becoming NEET

In September Welfare Call were tasked with contacting all young people, aged 16 to 18 years, in the county recorded on IYSS as being NEET, the contact details of young people asking for support with regard to their NEET status has now been passed to the District Managers within the Early Help & Preventative Services

Participation & Progression Managers are meeting with the Youth Hub Delivery Managers (EHPS) who have the lead responsibility for the support of NEETs in each of the District, this will enable the networks developed by Skills & Employability to be brought together with the young people in each of the Districts

Participation and Progression Meetings (formerly NEET to EET Meetings) are being held in each of the Districts in November. These are run in each of the Districts 4 times a year, to enable discussion of opportunities for young people who schools and training providers believe are in danger of leaving school and of becoming NEET. The November meetings will focus on young people who left school at the end of their previous academic year and are NEET and young people who may have started a course in September and have not settled

The promotion of the DWP pilot involving a 16 / 17 Year Old NEET Worker who can support the Youth Hub Delivery Managers with individual young people in the target Districts

Kent Choices (the magazine) is being widely distributed to all services providing for the 16 to 18 year olds with a specific focus on the magazine being made available via the Youth Hubs.

Executive Summary - continued

Early Help & Preventative Services

There are a number of NEET focused activities within EHPS and work is underway to ensure that systems are consistent across each of the 12 Districts. The current actions are

The publication of guidance for recording the destinations of young people on IYSS by EHPS staff (includes the circulation of a revised Data Capture Form)

The training of EHPS staff in the use of IYSS with courses planned for both November and December which are critical to increasing the level of data entered on to IYSS as there are Districts in the county with no current users. There will be a further need to co-ordinate activity on the system as the number of users of the system increases.

Ensuring there is a reliable information sharing process in place between Skills & Employability (Participation Team) and the Districts (EHPS) so that there is awareness of the contact details of young people on the IYSS data who:

- a. are known to be NEET
- b. have an Unknown "Destination"
- c. have indicated that despite being NEET they do not wish to be contacted

Skills & Employability and Information & Intelligence are working together to ensure that District Managers and Youth Hub Delivery Managers are fully aware of the EET opportunities for young people in their respective Districts and can, therefore alert young people to them and support any interests they have to be met, mainly through the district offer.

Developing new processes with Youth Hub Delivery Managers and CXK to best provide support to the vulnerable groups amongst the NEET population alongside other partners providing services to young people aged 16 – 18 years The Troubled Families Programme to promote training, employment and apprenticeship opportunities for the young people in families known to the programme. The Saturday work scheme is proving to be a great success in assisting young people to understand the core skills required when in either a training place or in employment

Youth Justice

Ensuring the current EET status of a young person is kept up to date throughout a youth justice intervention on the youth justice case management system

YOT staff to be trained in the use of IYSS so that the case record of a young person known to the Service is also kept up to date, so supporting accurate reporting

Implementation of a new agreement (in line with the Code of Practice, Chapter 10, Children & Families Act 2014) with the Youth Offending Teams to facilitate joint work with those young people in the youth justice system who have an Education Health Care Plan (EHP) including those in and leaving custody

Ensuring awareness of the EET opportunities being created by the Youth Hubs

Utilising the opportunities to provide accredited programmes to increase the employability using the district offer

Access to Education / Fair Access

A challenge for Fair Access is to maintain accurate information regarding the destinations of those who have been "home educated". There is sometimes a reluctance to share personal data with the County Council, some young people will move into Further and Higher Education opportunities, others are known to be vulnerable. Fair Access aims, through the use of a new website and the links they are trying to establish with EHE communities, to overcome this reluctance. The plan is to build on the goodwill of those families who are happy to work with the officers in the Service, with the expectation that this will encourage the more reticent to become involved.

Virtual School Kent

The significant increase in Unaccompanied Asylum Seeking Children (UASC) will be reflected in future NEETs data sets. VSK have received both updated training on the use of IYSS and guidance from the Management Information Unit (Information & Intelligence) on the 8 different 'status' that can be used for UASC. Meeting the learning needs of this population, will be integral to the success of NEETs Strategy, there will be new EET related opportunities for young vulnerable people in the county. New provision is currently being developed across the county.

Executive Summary - continued

The 18plus Leaving Care Service

The level of engagement in EET by young people known to the 18plus Service (18 – 21 years) has been under reported as the data indicates only 38% of the cohort are engaged whereas VSK reports that 57.8% of the caseload are EET, more focused work will be undertaken for this group by VSK.

MI Team

The MI Team continue to support the NEET strategy by managing the Data Quality issues associated with individual case records. Developments from September onwards include:

Continuing to build good partnership arrangements with Schools and Colleges to ensure data required to support the NEET strategy is received in a timely fashion.

Importing the School and College September enrolment data which has captured in excess of 40,000 lines of information. The Joiners and Leavers data for Schools and Colleges is being processed promptly.

The Systems Training Officer (STO) has written and produced an IYSS training program for new staff to ensure a consistent approach by all Trainers and users.

The STO will be delivering the initial training sessions in November and December. The STO has also written and will present an IYSS session for new Trainers to ensure teams are able to train their staff as required and to give each team an 'IYSS expert' that staff can refer to.

Education and Young People's Services Performance Management

NEET Monthly Report - Kent

16-18 year old NEET Summary	Total Cohort 16-18	No. NEET 16-18	% NEET 16-18	NEET Target 16-18 Jan 2016	Diff from target	% NEET Age 16	% NEET Age 17	% NEET Age 18	Not knowns				
									Acad age 16	Acad age 17	Acad age 18	Total	% of cohort
Kent	52,912	1,993	4.89%	2.50%	2.39%	1.10%	4.06%	9.81%	2,610	4,010	4,932	11,552	21.83%
Ashford	4,649	131	3.65%	2.10%	1.55%	0.84%	2.90%	7.49%	207	297	423	927	19.94%
Canterbury	4,799	208	5.41%	2.04%	3.37%	0.88%	4.06%	11.59%	206	288	429	923	19.23%
Dartford	3,573	115	4.44%	2.54%	1.90%	1.19%	4.32%	8.44%	191	345	400	936	26.20%
Dover	3,937	130	4.28%	2.79%	1.49%	0.65%	4.10%	8.29%	188	273	388	849	21.56%
Gravesham	3,929	202	6.93%	2.52%	4.41%	2.31%	5.33%	13.44%	171	416	416	1,003	25.53%
Maidstone	5,429	193	4.47%	2.49%	1.98%	1.58%	3.18%	9.18%	236	392	427	1,055	19.43%
Sevenoaks	3,525	112	4.26%	1.64%	2.62%	0.51%	3.78%	9.05%	201	315	318	834	23.66%
Shepway	3,855	144	4.74%	3.03%	1.71%	1.39%	4.36%	8.71%	156	256	359	771	20.00%
Swale	5,390	243	5.73%	3.04%	2.69%	1.29%	5.47%	10.47%	241	364	496	1,101	20.43%
Thanet	5,291	209	5.37%	3.49%	1.88%	0.76%	4.90%	10.56%	323	462	575	1,360	25.70%
Tonbridge & Malling	4,557	152	4.30%	1.67%	2.63%	0.89%	2.99%	9.32%	257	297	403	957	21.00%
Tunbridge Wells	3,978	154	4.98%	1.65%	3.33%	0.77%	3.54%	10.71%	233	305	298	836	21.02%

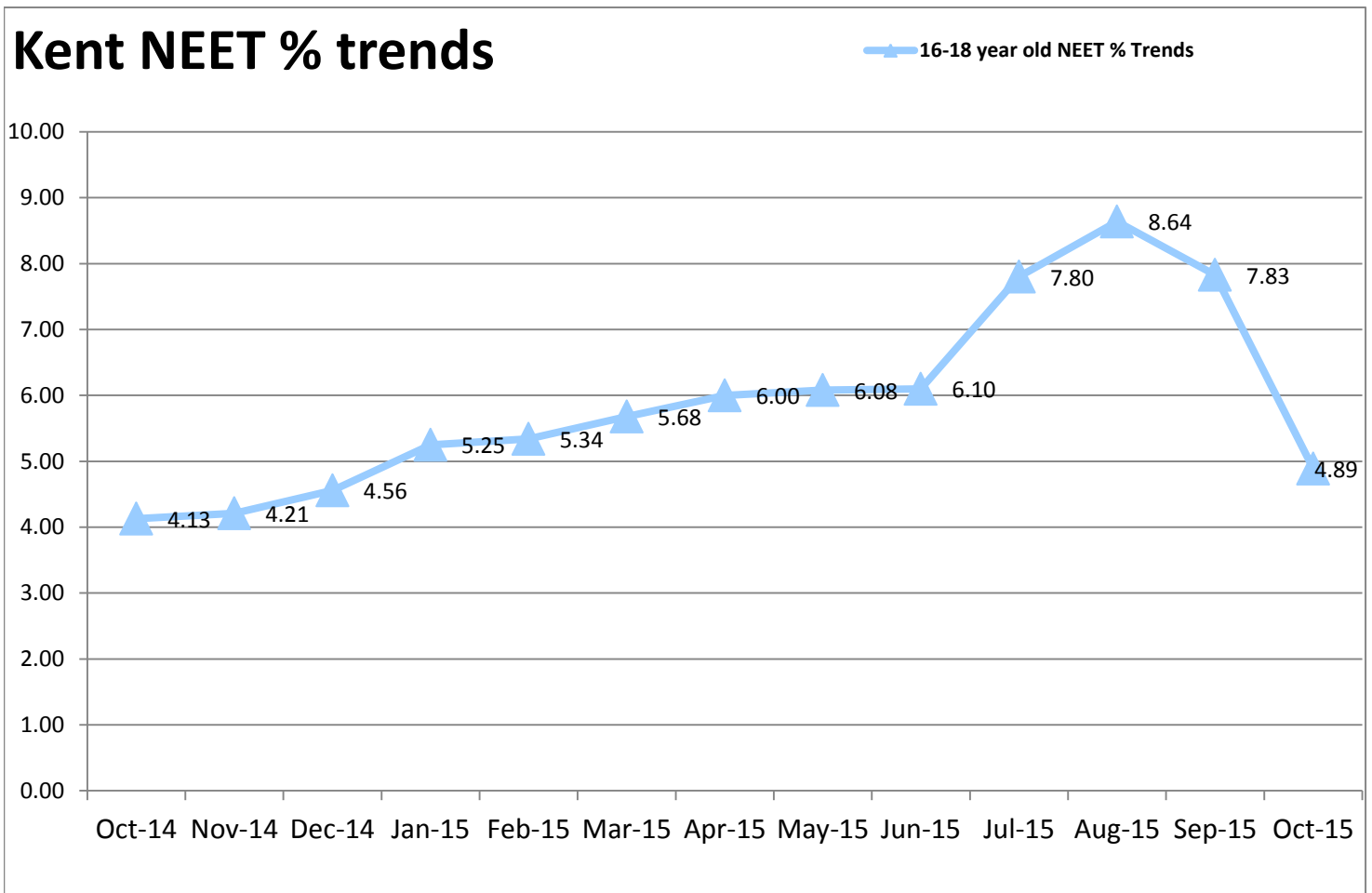
16-18 year old NEET % Trends	Oct-15	Sep-15	Aug-15	Jul-15	Jun-15	May-15	Apr-15	Mar-15	Feb-15	Jan-15	Dec-14	Nov-14	Oct-14
Kent	4.89	7.83	8.64	7.80	6.10	6.08	6.00	5.68	5.34	5.25	4.56	4.21	4.13
Ashford	3.65	5.78	7.45	6.52	5.75	5.99	5.93	5.55	4.99	4.78	4.29	4.30	3.83
Canterbury	5.41	7.73	9.29	8.29	6.30	6.38	6.17	5.74	5.20	4.98	4.48	3.86	3.93
Dartford	4.44	7.90	8.13	7.15	4.97	5.09	5.40	5.27	5.12	5.16	4.42	4.25	4.27
Dover	4.28	7.85	9.27	8.07	6.02	6.00	5.85	5.67	5.19	5.59	4.74	4.48	4.39
Gravesham	6.93	11.30	10.23	9.57	6.97	6.80	6.44	6.00	5.82	5.81	4.99	4.61	4.57
Maidstone	4.47	6.59	7.85	7.19	5.73	5.60	5.46	5.07	4.70	4.56	4.06	3.94	4.10
Sevenoaks	4.26	6.26	5.58	5.18	4.33	4.26	4.14	4.01	3.66	3.87	3.35	2.79	2.85
Shepway	4.74	7.38	9.13	8.28	6.75	6.61	6.99	6.89	6.53	6.07	5.06	4.68	4.71
Swale	5.73	9.25	11.08	9.97	7.78	7.67	7.55	7.33	7.22	7.15	6.51	6.00	5.76
Thanet	5.37	10.31	11.81	10.59	7.55	7.46	7.34	6.77	6.77	6.51	5.60	4.98	4.78
Tonbridge & Malling	4.30	7.14	7.27	6.64	5.19	5.21	4.99	4.72	4.35	4.25	3.48	3.17	3.05
Tunbridge Wells	4.98	7.15	6.05	5.58	4.70	4.81	4.80	4.37	3.63	3.55	2.91	2.65	2.57

16-18 year old Not Known % Trends	Oct-15	Sep-15	Aug-15	Jul-15	Jun-15	May-15	Apr-15	Mar-15	Feb-15	Jan-15	Dec-14	Nov-14	Oct-14
Kent	21.83	51.73	31.14	27.78	9.24	9.61	9.74	9.62	10.54	11.22	15.21	19.00	24.16
Ashford	19.94	46.41	25.99	22.43	9.97	10.28	10.08	9.89	9.89	10.57	14.98	18.73	25.79
Canterbury	19.23	49.22	33.31	28.20	8.56	9.15	8.97	8.36	9.22	10.03	13.57	15.62	23.73
Dartford	26.20	57.63	33.59	32.32	8.08	8.30	8.82	9.52	10.73	10.88	14.90	19.39	24.09
Dover	21.56	55.29	35.70	31.00	9.98	10.21	10.50	10.02	10.67	12.15	15.81	19.25	22.78
Gravesham	25.53	58.16	33.46	33.07	9.16	9.54	9.61	10.16	11.57	12.36	16.56	21.30	23.33
Maidstone	19.43	50.64	28.56	24.87	7.88	8.39	8.64	8.84	10.14	10.80	14.07	16.97	22.61
Sevenoaks	23.66	50.77	29.20	26.23	10.82	11.41	11.24	11.43	12.01	12.32	15.96	21.61	26.87
Shepway	20.00	46.57	28.18	25.10	10.00	10.13	9.92	9.64	10.28	11.36	16.01	21.59	24.23
Swale	20.43	49.92	32.70	28.47	9.20	9.54	9.48	9.03	10.76	11.13	15.40	18.66	26.39
Thanet	25.70	57.11	40.04	35.98	10.92	11.34	11.74	11.25	12.09	12.74	15.92	18.86	23.36
Tonbridge & Malling	21.00	52.63	28.13	24.98	8.42	8.86	9.29	8.86	10.05	10.64	14.99	19.07	23.75
Tunbridge Wells	21.02	47.37	23.14	20.39	8.02	8.28	8.68	8.98	9.34	9.89	14.93	19.13	23.25

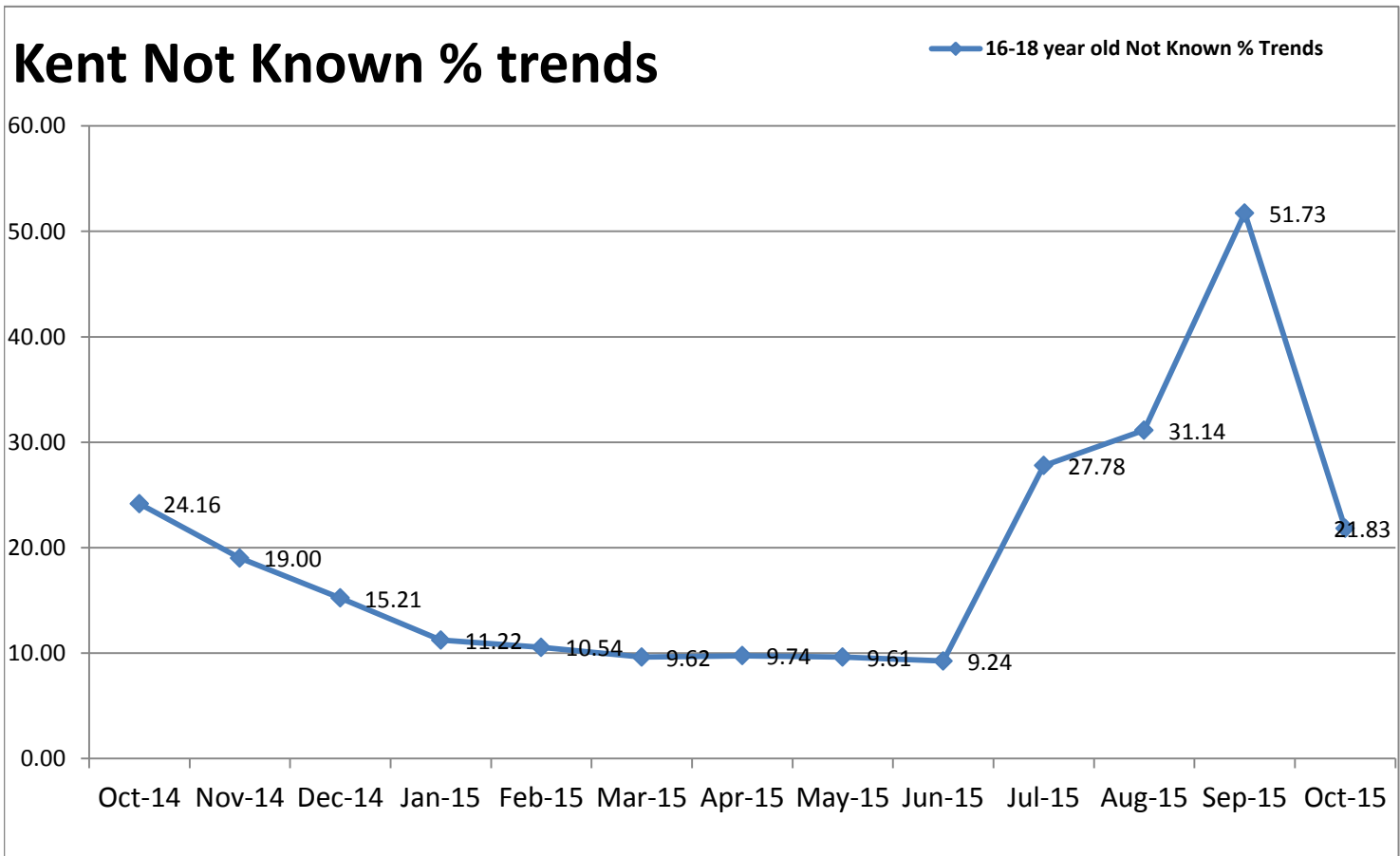
NEETs based on length of time in NEET	Equivalent - October 2014				
	0-6 weeks	7-13 weeks	14-26 weeks	27-52 weeks	52+ weeks
Kent	115	198	604	414	662
Ashford	13	14	41	31	32
Canterbury	4	14	71	43	76
Dartford	10	7	40	22	36
Dover	9	10	27	29	55
Gravesham	15	37	62	29	59
Maidstone	13	14	67	38	61
Sevenoaks	5	18	31	23	35
Shepway	10	29	22	37	46
Swale	17	23	85	42	76
Thanet	6	12	52	57	82
Tonbridge & Malling	7	8	49	26	62
Tunbridge Wells	6	12	57	37	42

Progress RPA - Participating	
% Age 16	% Age 17
82.89%	72.17%
85.09%	75.50%
85.43%	76.14%
79.75%	64.47%
84.14%	73.37%
81.45%	62.49%
85.26%	74.42%
81.22%	68.84%
85.92%	74.59%
83.69%	73.20%
79.31%	69.06%
81.70%	76.39%
80.41%	74.05%

Kent NEET % trends



Kent Not Known % trends



Education and Young People's Services Performance Management

NEET Monthly Report - Kent

16-18 year old cohort by Vulnerable Group	Oct-15	Sep-15	Aug-15	Jul-15	Jun-15	May-15	Apr-15	Mar-15	Feb-15	Jan-15	Dec-14	Nov-14	Oct-14
Children in Care (CIC)	712	708	693	695	699	668	667	666	672	673	678	692	680
subset CIC resp. not known	4	4	4	5									
subset CIC KCC responsibility	440	438	446	446									
subset CIC OOC responsibility	268	266	243	244									
Caring for own child	188	175	406	399	389	373	356	340	336	328	293	281	262
Asylum seeker	47	19	40	40	40	40	40	40	40	40	40	41	41
Carer not own child	66	66	89	88	88	88	87	83	79	77	72	73	73
Substance Misuse	59	59	74	74	73	73	72	72	72	71	71	101	99
Care Leaver (CL)	17	17	87	87	85	85	84	84	81	80	79	77	76
subset CL resp. not known	1	1	0	0									
subset CL KCC responsibility	10	10	79	79									
subset CL OOC responsibility	6	6	8	8									
Supervised by YOT	239	239	241	241	243	242	239	237	236	231	257	289	285
Pregnancy	141	137	235	238	240	210	195	188	177	168	157	143	137
Parent not caring for own child	7	7	16	16	16	16	16	16	16	16	13	13	13
SEND (16-18 year olds)	2232	2232	2071	2078	2079	2083	2082	2082	2088	2086	2087	2094	2106
SEND (19+ year olds)	595	627	3867	3895	3895	3895	3895	3895	3898	3898	3900	3901	3902
Total 16-18 cohort with at least one vulnerable group	3275	3228	3487	3482	3479	3418	3381	3356	3339	3316	3279	3309	3295

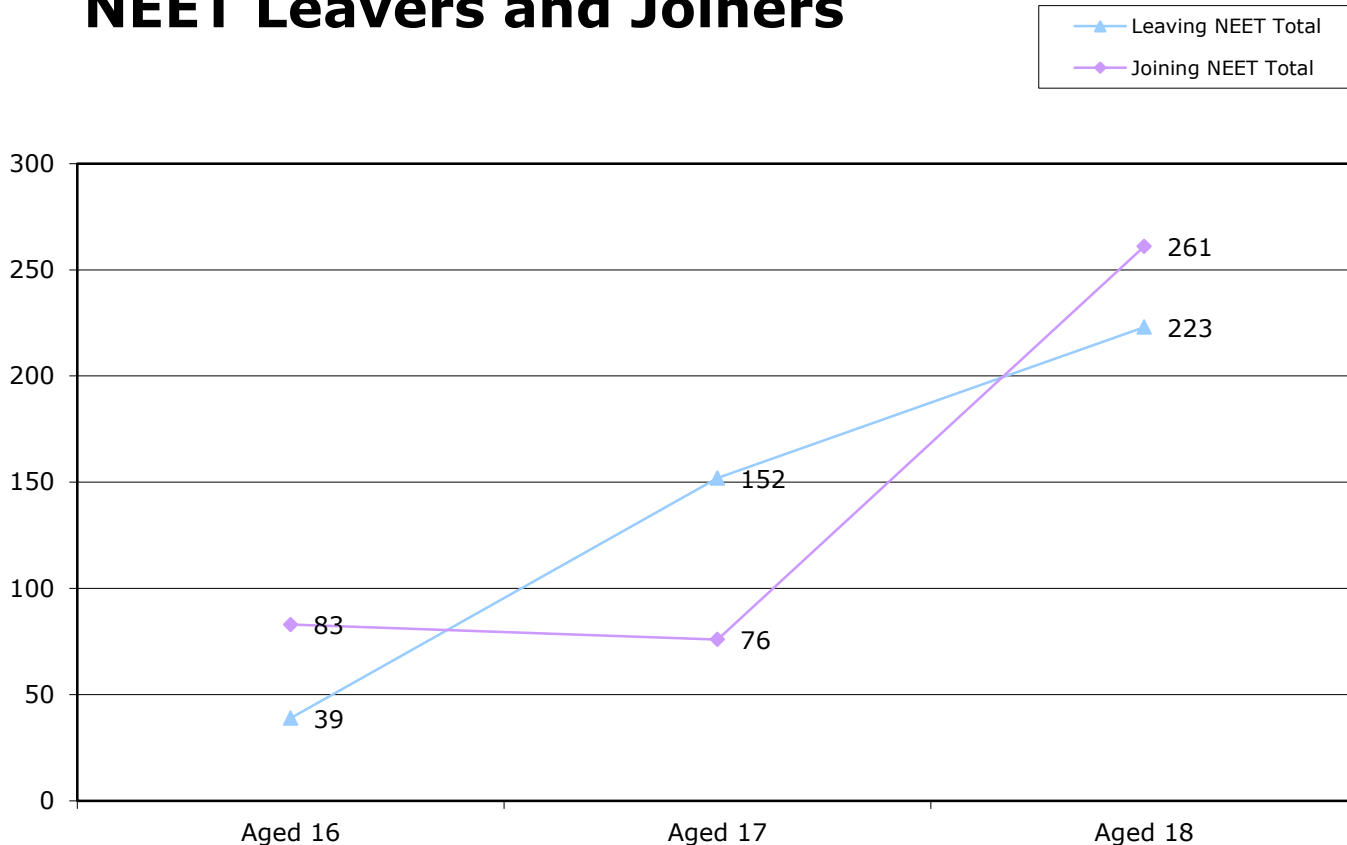
16-18 year old NEET by Vulnerable Group	Oct-15	Sep-15	Aug-15	Jul-15	Jun-15	May-15	Apr-15	Mar-15	Feb-15	Jan-15	Dec-14	Nov-14	Oct-14
Children in Care (CIC)	113	106	131	127	121	116	114	107	98	97	94	91	78
subset CIC resp. not known	3	3	3	4									
subset CIC KCC responsibility	92	88	103	98									
subset CIC OOC responsibility	18	15	25	25									
Caring for own child	131	124	292	290	281	267	253	237	230	224	187	175	154
Asylum seeker	7	3	4	4	4	4	4	4	4	4	5	5	2
Carer not own child	14	16	31	31	32	31	30	28	25	23	21	18	17
Substance Misuse	12	14	16	16	16	16	14	14	11	14	12	19	15
Care Leaver (CL)	8	9	41	40	38	38	38	38	37	33	31	28	31
subset CL resp. not known	0	1	0	0									
subset CL KCC responsibility	5	5	37	36									
subset CL OOC responsibility	3	3	4	4									
Supervised by YOT	82	89	91	91	87	89	83	83	77	75	85	75	57
Pregnancy	91	89	166	168	171	164	153	148	136	130	112	96	93
Parent not caring for own child	3	3	8	7	7	7	7	7	8	9	7	5	6
SEND (16-18 year olds)	163	173	221	212	194	198	191	193	174	168	166	154	147
SEND (19+ year olds)	84	91	841	839	849	841	836	837	833	834	830	826	841
Total 16-18 NEET with at least one vulnerable group	519	516	858	857	816	796	761	733	680	659	598	546	504

16-18 year old Not Knowns by Vulnerable Group	Oct-15	Sep-15	Aug-15	Jul-15	Jun-15	May-15	Apr-15	Mar-15	Feb-15	Jan-15	Dec-14	Nov-14	Oct-14
Children in Care (CIC)	299	460	360	311	121	115	107	97	99	95	99	169	189
subset CIC resp. not known	0	1	1	1									
subset CIC KCC responsibility	176	253	204	177									
subset CIC OOC responsibility	123	206	155	133									
Caring for own child	36	36	84	75	48	45	45	38	38	35	38	44	45
Asylum seeker	7	13	30	25	13	12	12	9	10	10	10	16	21
Carer not own child	19	37	40	38	15	16	14	10	9	9	8	9	11
Substance Misuse	18	30	35	32	19	16	15	12	12	11	5	30	31
Care Leaver (CL)	4	5	37	35	21	19	18	18	16	18	12	16	16
subset CL resp. not known	0	0	0	0									
subset CL KCC responsibility	3	3	34	32									
subset CL OOC responsibility	1	2	3	3									
Supervised by YOT	90	109	91	76	37	26	15	12	5	1	8	72	78
Pregnancy	33	37	50	45	25	21	20	14	14	14	15	14	13
Parent not caring for own child	2	3	6	7	3	4	3	1	0	0	0	1	2
SEND (16-18 year olds)	642	1333	1011	954	330	314	298	279	284	304	337	404	463
SEND (19+ year olds)	349	504	2912	2886	2700	2693	2655	2548	2552	2529	2532	2520	2567
Total 16-18 not known with at least one vulnerable group	976	1812	1531	1407	543	509	478	428	429	441	474	645	726

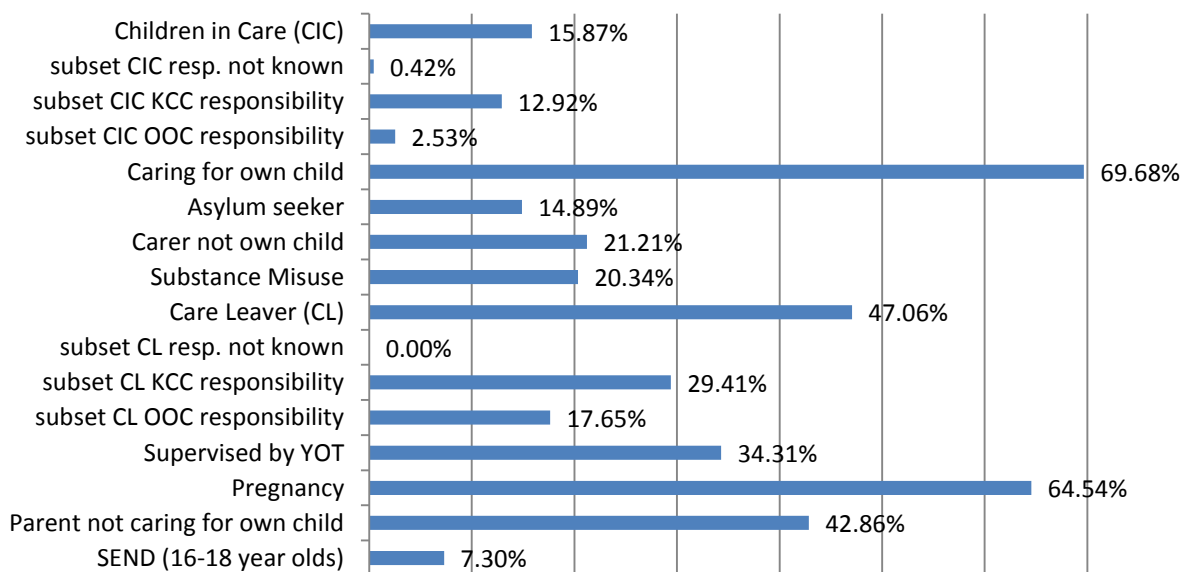
16-18 Year old NEET Leavers & Joiners	Aged 16	Aged 17	Aged 18	16-18 Total	Aged 19
Leaving NEET Total	39	152	223	414	144
Education	21	95	85	201	22
Employment	4	33	120	157	8
Government supported training	12	17	10	39	2
Re-engagement Provision	0	1	0	1	0
Transfer to another LA	2	2	1	5	0
Age reached where no active record required	0	0	0	0	111
Left England so no longer active record	0	2	0	2	0
Found to be a duplicate record	0	0	0	0	0
Deceased	0	1	0	1	0
Custodial Sentence	0	0	1	1	0
Cannot Be Contacted	0	0	1	1	0
Refused to disclose activity	0	0	0	0	0
Unknown Activity	0	0	0	0	0
Other Reason	0	1	5	6	1
Joining NEET Total	83	76	261	420	44
Education	6	4	2	12	22
Employment	2	9	5	16	0
Training	3	1	3	7	0
Re-engagement Provision	0	0	0	0	0
From other area	0	0	0	0	0
Other (inc custodial sentence)	72	62	251	385	22
Joiners>Leavers	-44	76	-38	-6	100

16-18 Year Old NEET Labour Market Summary	No	%
Available:		
Working not for reward	46	2.69%
Not yet ready for work or learning	96	5.62%
Start Date agreed (other)	21	1.23%
Start Date agreed (RPA compliant)	34	1.99%
Seeking EET	1510	88.46%
Available Total	1707	100%
Unavailable:		
Young carers	8	2.80%
Teenage parents	106	37.06%
Illness	116	40.56%
Pregnancy	55	19.23%
Religious grounds	0	0.00%
Unlikely to be economically active	1	0.35%
Other reason	0	0.00%
Unavailable Total	286	100%

NEET Leavers and Joiners



% of Vulnerable Cohorts who are NEET



Education and Young People's Services Performance Management

NEET Monthly Report - Ashford

16-18 year old cohort by Vulnerable Group	Oct-15	Sep-15	Aug-15	Jul-15	Jun-15	May-15	Apr-15	Mar-15	Feb-15	Jan-15	Dec-14	Nov-14	Oct-14
Children in Care	61	69	61	61	60	55	56	56	55	55	53	56	56
subset CIC resp. not known	0	0	0	0									
subset CIC KCC responsibility	38	41	37	37									
subset CIC OOC responsibility	23	28	24	24									
Caring for own child	12	11	29	28	28	26	23	23	23	22	18	15	13
Asylum seeker	16	2	4	4	4	4	4	4	4	4	4	4	4
Carer not own child	9	9	10	10	10	10	10	10	10	10	10	10	10
Substance Misuse	5	5	7	7	7	7	7	7	7	7	6	6	6
Care Leaver	1	1	6	6	6	5	5	5	5	4	4	5	5
subset CL resp. not known	0	0	0	0									
subset CL KCC responsibility	1	1	6	6									
subset CL OOC responsibility	0	0	0	0									
Supervised by YOT	10	10	13	13	13	13	13	13	13	14	15	17	18
Pregnancy	8	7	15	16	16	14	13	12	11	10	11	9	9
Parent not caring for own child	0	0	0	0	0	0	0	0	0	0	0	1	1
SEND (16-18 year olds)	177	189	154	154	154	154	153	153	153	152	152	155	157
SEND (19+ year olds)	44	44	316	319	319	319	319	319	319	319	320	322	323
Total 16-18 cohort with at least one vulnerable group	266	264	263	262	262	254	251	250	248	246	242	242	244

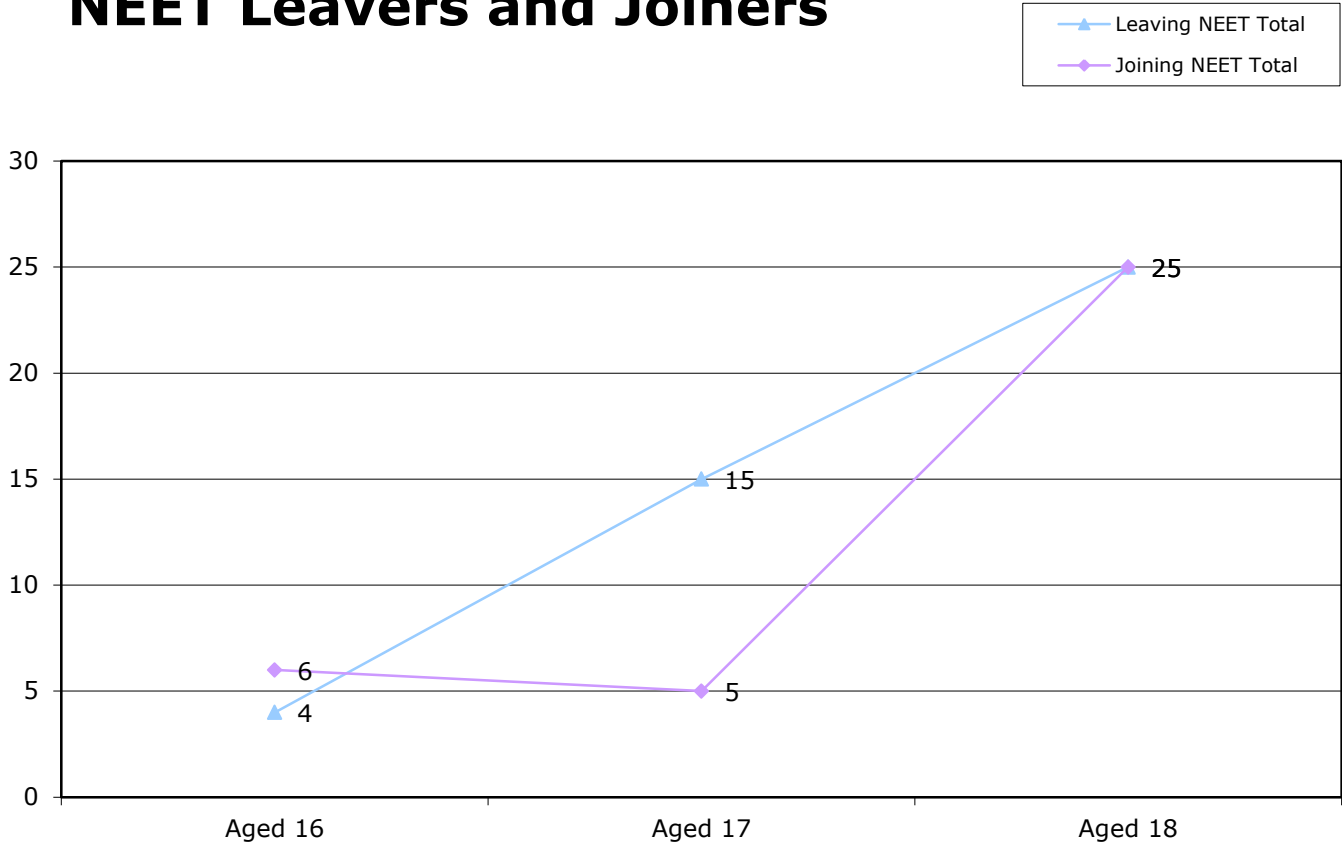
16-18 year old NEET by Vulnerable Group	Oct-15	Sep-15	Aug-15	Jul-15	Jun-15	May-15	Apr-15	Mar-15	Feb-15	Jan-15	Dec-14	Nov-14	Oct-14
Children in Care	12	13	14	12	13	13	14	14	12	12	9	9	7
subset CIC resp. not known	0	0	0	0									
subset CIC KCC responsibility	10	11	14	12									
subset CIC OOC responsibility	2	2	0	0									
Caring for own child	10	8	22	21	21	20	17	17	16	15	10	7	5
Asylum seeker	1	0	0	0	0	0	0	0	0	0	0	0	0
Carer not own child	1	2	1	1	1	1	1	1	1	1	1	1	1
Substance Misuse	3	3	4	4	4	4	4	4	3	3	2	2	2
Care Leaver	1	1	4	4	4	3	3	3	3	3	3	4	4
subset CL resp. not known	0	0	0	0									
subset CL KCC responsibility	1	1	4	4									
subset CL OOC responsibility	0	0	0	0									
Supervised by YOT	3	4	5	5	5	5	5	5	5	4	3	5	3
Pregnancy	6	5	9	10	11	10	10	8	7	6	5	3	3
Parent not caring for own child	0	0	0	0	0	0	0	0	0	0	0	1	1
SEND (16-18 year olds)	12	13	15	13	12	14	12	10	10	10	9	10	8
SEND (19+ year olds)	8	8	40	41	41	40	40	39	40	40	41	47	49
Total 16-18 NEET with at least one vulnerable group	41	40	59	56	57	56	53	48	44	42	32	30	25

16-18 year old Not Knowns by Vulnerable Group	Oct-15	Sep-15	Aug-15	Jul-15	Jun-15	May-15	Apr-15	Mar-15	Feb-15	Jan-15	Dec-14	Nov-14	Oct-14
Children in Care	26	43	33	31	15	12	12	11	8	6	6	13	14
subset CIC resp. not known	0	0	0	0									
subset CIC KCC responsibility	13	22	15	14									
subset CIC OOC responsibility	13	21	18	17									
Caring for own child	1	1	4	4	4	4	4	2	2	2	2	2	2
Asylum seeker	2	2	4	3	2	2	2	0	0	0	0	2	2
Carer not own child	2	5	6	6	3	3	2	1	1	1	1	1	1
Substance Misuse	0	2	1	1	1	1	1	1	0	0	0	0	1
Care Leaver	0	0	1	1	2	2	2	2	2	1	0	0	0
subset CL resp. not known	0	0	0	0									
subset CL KCC responsibility	0	0	1	1									
subset CL OOC responsibility	0	0	0	0									
Supervised by YOT	3	3	3	3	4	3	1	1	1	1	2	1	4
Pregnancy	2	2	5	5	4	4	3	3	2	2	3	2	2
Parent not caring for own child	0	0	0	0	0	0	0	0	0	0	0	0	0
SEND (16-18 year olds)	54	113	63	55	26	23	22	21	20	20	26	32	37
SEND (19+ year olds)	26	34	263	266	254	247	244	233	234	232	235	239	243
Total not known with at least one vulnerable group	77	147	104	94	51	47	44	38	34	31	38	44	53

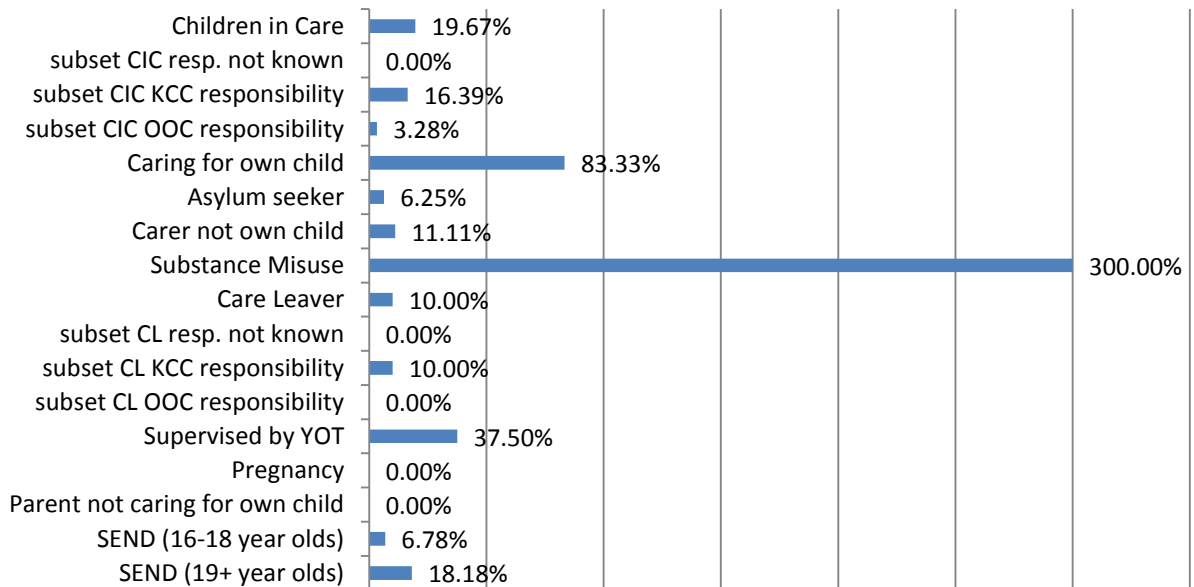
16-18 Year old NEET Leavers & Joiners	Aged 16	Aged 17	Aged 18	16-18 Total	Aged 19
Leaving NEET Total	4	15	25	44	12
Education	0	6	11	17	2
Employment	1	6	11	18	0
Government supported training	2	2	2	6	0
Re-engagement Provision	0	0	0	0	0
Transfer to another LA	1	0	1	2	0
Age reached where no active record required	0	0	0	0	10
Left England so no longer active record	0	1	0	1	0
Found to be a duplicate record	0	0	0	0	0
Deceased	0	0	0	0	0
Custodial Sentence	0	0	0	0	0
Cannot Be Contacted	0	0	0	0	0
Refused to disclose activity	0	0	0	0	0
Unknown Activity	0	0	0	0	0
Other Reason	0	0	0	0	0
Joining NEET Total	6	5	25	36	3
Education	1	1	1	3	0
Employment	0	2	1	3	0
Training	0	0	2	2	0
Re-engagement Provision	0	0	0	0	0
From other area	0	0	0	0	0
Other (inc custodial sentence)	5	2	21	28	3
Joiners>Leavers	-2	10	0	8	9

16-18 Year Old NEET Labour Market Summary	No	%
Available:		
Working not for reward	2	1.92%
Not yet ready for work or learning	9	8.65%
Start Date agreed (other)	1	0.96%
Start Date agreed (RPA compliant)	0	0.00%
Seeking EET	92	88.46%
Available Total	104	100%
Unavailable:		
Young carers	1	3.70%
Teenage parents	7	25.93%
Illness	16	59.26%
Pregnancy	3	11.11%
Religious grounds	0	0.00%
Unlikely to be economically active	0	0.00%
Other reason	0	0.00%
Unavailable Total	27	100%

NEET Leavers and Joiners



% of Vulnerable Cohorts who are NEET



Education and Young People's Services Performance Management

NEET Monthly Report - Canterbury

16-18 year old cohort by Vulnerable Group	Oct-15	Sep-15	Aug-15	Jul-15	Jun-15	May-15	Apr-15	Mar-15	Feb-15	Jan-15	Dec-14	Nov-14	Oct-14
Children in Care	85	80	85	85	85	81	80	80	81	82	83	87	88
subset CIC resp. not known	2	2	2	2									
subset CIC KCC responsibility	38	36	43	43									
subset CIC OOC responsibility	54	42	40	40									
Caring for own child	16	14	36	35	35	33	33	31	32	32	28	28	26
Asylum seeker	5	1	7	7	7	7	7	7	7	6	6	7	7
Carer not own child	6	6	4	4	4	4	4	4	4	4	4	4	4
Substance Misuse	9	9	9	9	9	9	9	9	9	9	9	10	10
Care Leaver	0	0	6	6	6	6	6	6	6	7	7	6	6
subset CL resp. not known	0	0	0	0									
subset CL KCC responsibility	0	0	6	6									
subset CL OOC responsibility	0	0	0	0									
Supervised by YOT	27	28	20	20	20	20	19	19	19	16	18	23	24
Pregnancy	15	14	24	24	24	20	20	20	18	16	13	10	11
Parent not caring for own child	0	0	0	0	0	0	0	0	1	1	0	0	0
SEND (16-18 year olds)	242	226	221	222	223	224	223	223	224	223	222	220	223
SEND (19+ year olds)	57	59	343	345	345	345	345	345	346	346	346	345	344
Total 16-18 cohort with at least one vulnerable group	357	332	357	356	357	349	348	346	345	341	334	337	341

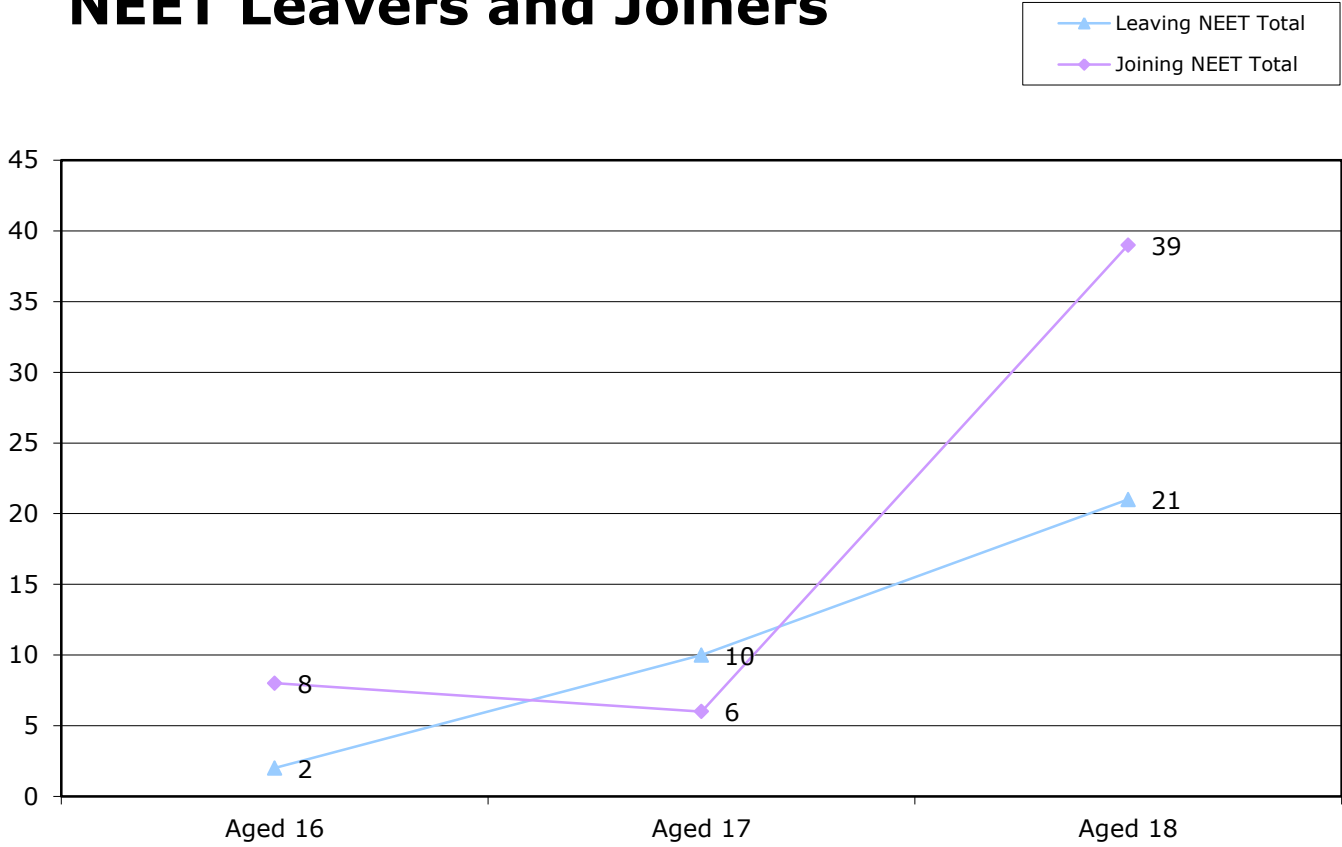
16-18 year old NEET by Vulnerable Group	Oct-15	Sep-15	Aug-15	Jul-15	Jun-15	May-15	Apr-15	Mar-15	Feb-15	Jan-15	Dec-14	Nov-14	Oct-14
Children in Care	13	11	14	14	14	14	12	11	11	10	9	9	9
subset CIC resp. not known	2	1	1	1									
subset CIC KCC responsibility	7	7	8	8									
subset CIC OOC responsibility	5	3	5	5									
Caring for own child	9	7	22	22	22	20	20	18	18	19	14	14	12
Asylum seeker	1	0	1	1	1	1	1	1	1	1	1	1	0
Carer not own child	0	0	0	0	0	0	0	0	0	0	0	0	0
Substance Misuse	1	1	2	2	2	1	1	1	1	0	0	0	0
Care Leaver	0	0	5	5	5	5	5	5	5	2	2	2	2
subset CL resp. not known	0	0	0	0									
subset CL KCC responsibility	0	0	5	5									
subset CL OOC responsibility	0	0	0	0									
Supervised by YOT	7	8	7	7	8	8	7	7	6	3	4	3	5
Pregnancy	14	12	19	19	19	19	19	19	17	15	12	9	10
Parent not caring for own child	0	0	0	0	0	0	0	0	1	1	0	0	0
SEND (16-18 year olds)	21	22	27	26	25	25	23	25	23	21	18	18	20
SEND (19+ year olds)	9	9	78	78	77	77	77	77	77	78	77	75	76
Total 16-18 NEET with at least one vulnerable group	56	51	82	80	80	77	74	73	67	59	49	45	49

16-18 year old Not Knowns by Vulnerable Group	Oct-15	Sep-15	Aug-15	Jul-15	Jun-15	May-15	Apr-15	Mar-15	Feb-15	Jan-15	Dec-14	Nov-14	Oct-14
Children in Care	30	55	47	44	12	11	11	9	11	12	13	18	20
subset CIC resp. not known	0	1	1	1									
subset CIC KCC responsibility	20	25	19	19									
subset CIC OOC responsibility	10	29	27	24									
Caring for own child	6	7	11	9	6	6	6	5	5	5	6	7	7
Asylum seeker	1	1	6	6	4	3	3	2	2	2	2	3	4
Carer not own child	4	5	2	2	0	0	0	0	0	0	0	0	0
Substance Misuse	2	5	4	4	2	2	2	2	2	2	2	3	3
Care Leaver	0	0	1	1	0	0	0	0	0	2	1	0	0
subset CL resp. not known	0	0	0	0									
subset CL KCC responsibility	0	0	1	1									
subset CL OOC responsibility	0	0	0	0									
Supervised by YOT	11	15	9	8	1	0	0	0	0	0	0	7	5
Pregnancy	1	2	3	3	2	0	0	0	0	0	0	0	0
Parent not caring for own child	0	0	0	0	0	0	0	0	0	0	0	0	0
SEND (16-18 year olds)	72	131	116	112	32	31	29	27	30	30	33	34	39
SEND (19+ year olds)	38	48	259	260	218	218	216	208	210	214	216	208	209
Total not known with at least one vulnerable group	111	193	170	160	52	47	45	40	44	47	50	61	66

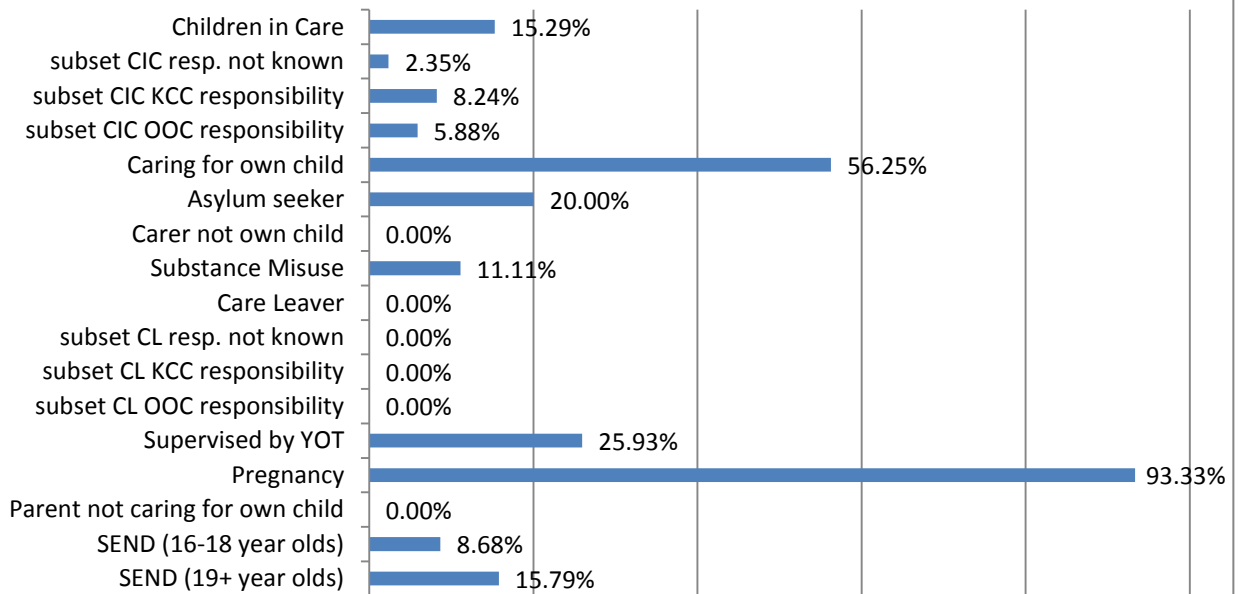
16-18 Year old NEET Leavers & Joiners	Aged 16	Aged 17	Aged 18	16-18 Total	Aged 19
Leaving NEET Total	2	10	21	33	15
Education	2	5	7	14	5
Employment	0	3	13	16	1
Government supported training	0	1	1	2	0
Re-engagement Provision	0	0	0	0	0
Transfer to another LA	0	0	0	0	0
Age reached where no active record required	0	0	0	0	9
Left England so no longer active record	0	0	0	0	0
Found to be a duplicate record	0	0	0	0	0
Deceased	0	1	0	1	0
Custodial Sentence	0	0	0	0	0
Cannot Be Contacted	0	0	0	0	0
Refused to disclose activity	0	0	0	0	0
Unknown Activity	0	0	0	0	0
Other Reason	0	0	0	0	0
Joining NEET Total	8	6	39	53	6
Education	1	0	0	1	0
Employment	0	1	0	1	0
Training	0	0	0	0	0
Re-engagement Provision	0	0	0	0	0
From other area	0	0	0	0	0
Other (inc custodial sentence)	7	5	39	51	6
Joiners>Leavers	-6	4	-18	-20	9

16-18 Year Old NEET Labour Market Summary	No	%
Available:		
Working not for reward	4	2.30%
Not yet ready for work or learning	8	4.60%
Start Date agreed (other)	1	0.57%
Start Date agreed (RPA compliant)	2	1.15%
Seeking EET	159	91.38%
Available Total	174	100%
Unavailable:		
Young carers	0	0.00%
Teenage parents	7	20.59%
Illness	17	50.00%
Pregnancy	10	29.41%
Religious grounds	0	0.00%
Unlikely to be economically active	0	0.00%
Other reason	0	0.00%
Unavailable Total	34	100%

NEET Leavers and Joiners



% of Vulnerable Cohorts who are NEET



Education and Young People's Services Performance Management

NEET Monthly Report - Dartford

16-18 year old cohort by Vulnerable Group	Oct-15	Sep-15	Aug-15	Jul-15	Jun-15	May-15	Apr-15	Mar-15	Feb-15	Jan-15	Dec-14	Nov-14	Oct-14
Children in Care	31	27	31	29	28	25	24	25	26	25	28	30	28
subset CIC resp. not known	1	1	1	1									
subset CIC KCC responsibility	19	16	19	17									
subset CIC OOC responsibility	11	10	11	11									
Caring for own child	6	4	16	16	14	14	14	14	14	14	13	13	11
Asylum seeker	0	0	1	1	1	1	1	1	1	1	1	1	0
Carer not own child	2	1	5	5	5	5	5	5	5	5	5	5	5
Substance Misuse	1	1	2	1	1	1	1	1	1	1	1	2	2
Care Leaver	0	0	2	2	2	2	2	2	2	2	2	2	2
subset CL resp. not known	0	0	0	0									
subset CL KCC responsibility	0	0	2	2									
subset CL OOC responsibility	0	0	0	0									
Supervised by YOT	11	10	11	10	9	9	9	9	10	10	12	14	14
Pregnancy	2	3	7	6	6	3	3	3	3	3	3	2	3
Parent not caring for own child	0	0	1	1	1	1	1	1	1	1	1	1	0
SEND (16-18 year olds)	112	120	114	114	113	113	113	114	114	115	116	115	114
SEND (19+ year olds)	36	37	248	248	248	248	248	248	248	248	248	248	248
Total 16-18 cohort with at least one vulnerable group	150	153	175	172	170	164	163	165	166	166	167	167	163

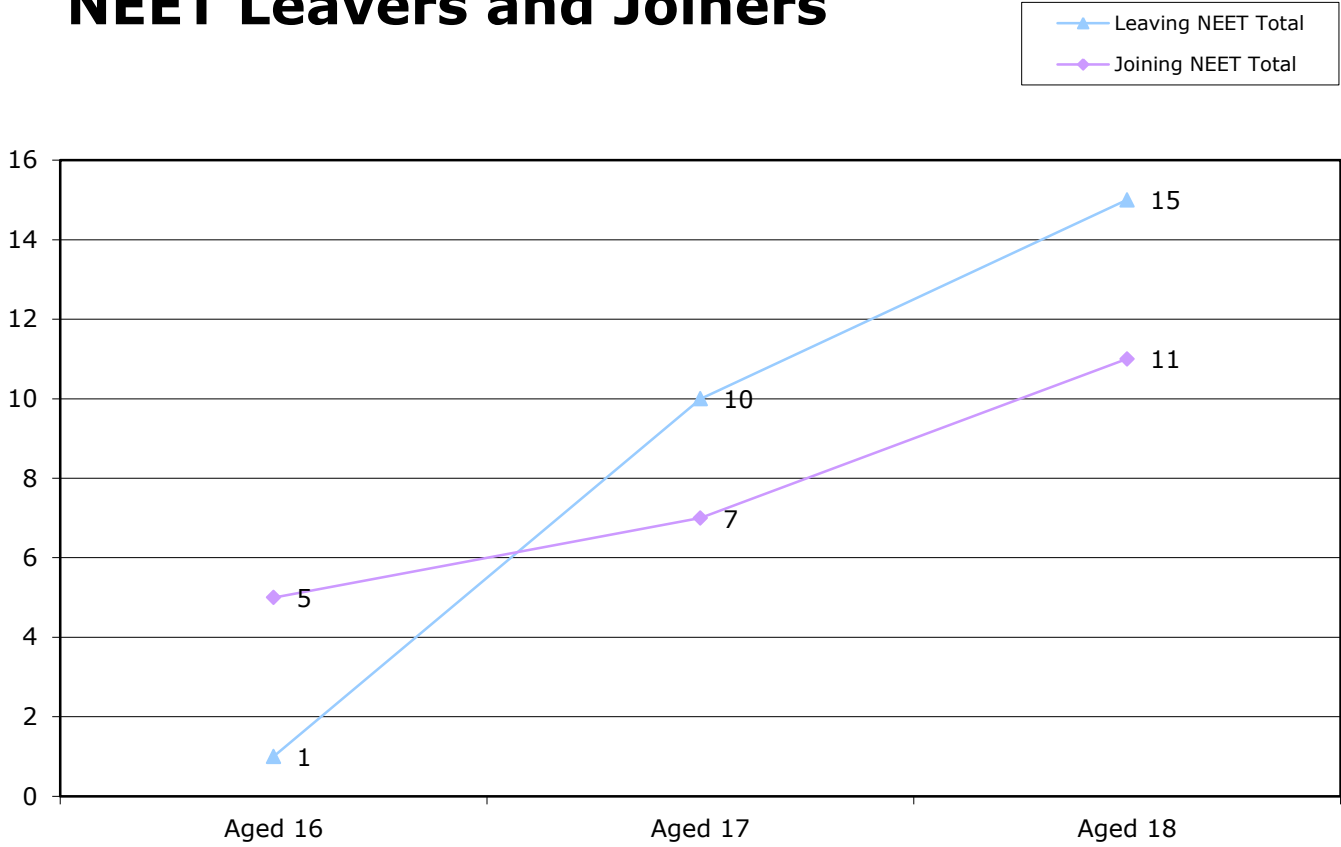
16-18 year old NEET by Vulnerable Group	Oct-15	Sep-15	Aug-15	Jul-15	Jun-15	May-15	Apr-15	Mar-15	Feb-15	Jan-15	Dec-14	Nov-14	Oct-14
Children in Care	8	7	10	8	6	5	5	5	5	5	6	8	5
subset CIC resp. not known	1	1	1	1									
subset CIC KCC responsibility	6	5	7	5									
subset CIC OOC responsibility	1	1	2	2									
Caring for own child	5	4	15	15	13	13	13	13	13	13	12	12	10
Asylum seeker	0	0	1	1	1	1	1	1	1	1	1	1	0
Carer not own child	0	0	1	1	1	1	1	1	1	1	2	2	2
Substance Misuse	0	0	0	0	0	0	0	0	0	0	0	0	0
Care Leaver	0	0	0	0	0	0	0	0	0	0	0	0	0
subset CL resp. not known	0	0	0	0									
subset CL KCC responsibility	0	0	0	0									
subset CL OOC responsibility	0	0	0	0									
Supervised by YOT	4	4	3	4	3	3	2	2	4	4	4	3	2
Pregnancy	1	2	4	3	3	2	2	2	2	2	2	1	2
Parent not caring for own child	0	0	1	1	1	1	1	1	1	1	1	1	0
SEND (16-18 year olds)	5	7	7	6	4	5	4	5	4	4	5	4	4
SEND (19+ year olds)	5	4	42	42	41	40	40	40	40	40	40	40	40
Total 16-18 NEET with at least one vulnerable group	20	20	35	32	28	27	25	26	26	26	27	26	21

16-18 year old Not Knowns by Vulnerable Group	Oct-15	Sep-15	Aug-15	Jul-15	Jun-15	May-15	Apr-15	Mar-15	Feb-15	Jan-15	Dec-14	Nov-14	Oct-14
Children in Care	13	16	14	12	8	6	6	6	5	5	6	9	10
subset CIC resp. not known	0	0	0	0									
subset CIC KCC responsibility	7	8	7	7									
subset CIC OOC responsibility	6	8	7	5									
Caring for own child	0	0	1	1	1	1	1	1	1	1	1	1	1
Asylum seeker	0	0	0	0	0	0	0	0	0	0	0	0	0
Carer not own child	1	1	3	3	2	2	2	2	2	1	1	1	1
Substance Misuse	0	0	1	1	1	1	1	1	1	1	1	2	2
Care Leaver	0	0	2	2	2	2	2	2	2	2	2	2	2
subset CL resp. not known	0	0	0	0									
subset CL KCC responsibility	0	0	2	2									
subset CL OOC responsibility	0	0	0	0									
Supervised by YOT	3	4	6	3	1	1	1	1	0	0	0	3	4
Pregnancy	1	1	3	3	1	1	1	1	1	1	0	0	0
Parent not caring for own child	0	0	0	0	0	0	0	0	0	0	0	0	0
SEND (16-18 year olds)	39	68	52	48	15	14	13	12	13	16	19	22	23
SEND (19+ year olds)	18	31	201	194	185	185	185	182	182	181	173	175	175
Total not known with at least one vulnerable group	52	84	78	70	28	25	24	23	23	25	28	34	36

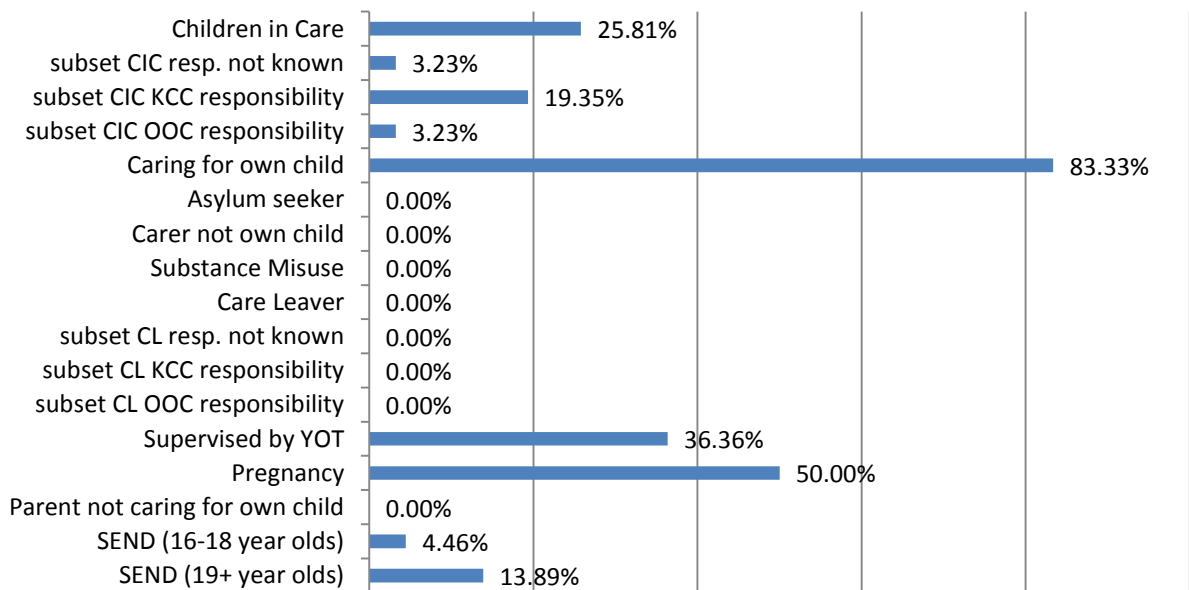
16-18 Year old NEET Leavers & Joiners	Aged 16	Aged 17	Aged 18	16-18 Total	Aged 19
Leaving NEET Total	1	10	15	26	10
Education	1	6	3	10	1
Employment	0	4	8	12	1
Government supported training	0	0	2	2	0
Re-engagement Provision	0	0	0	0	0
Transfer to another LA	0	0	0	0	0
Age reached where no active record required	0	0	0	0	8
Left England so no longer active record	0	0	0	0	0
Found to be a duplicate record	0	0	0	0	0
Deceased	0	0	0	0	0
Custodial Sentence	0	0	1	1	0
Cannot Be Contacted	0	0	0	0	0
Refused to disclose activity	0	0	0	0	0
Unknown Activity	0	0	0	0	0
Other Reason	0	0	1	1	0
Joining NEET Total	5	7	11	23	3
Education	0	1	0	1	0
Employment	0	0	0	0	0
Training	0	1	0	1	0
Re-engagement Provision	0	0	0	0	0
From other area	0	0	0	0	0
Other (inc custodial sentence)	5	5	11	21	3
Joiners>Leavers	-4	3	4	3	7

16-18 Year Old NEET Labour Market Summary	No	%
Available:		
Working not for reward	1	0.96%
Not yet ready for work or learning	3	2.88%
Start Date agreed (other)	3	2.88%
Start Date agreed (RPA compliant)	4	3.85%
Seeking EET	93	89.42%
Available Total	104	100%
Unavailable:		
Young carers	0	0.00%
Teenage parents	4	36.36%
Illness	6	54.55%
Pregnancy	1	9.09%
Religious grounds	0	0.00%
Unlikely to be economically active	0	0.00%
Other reason	0	0.00%
Unavailable Total	11	100%

NEET Leavers and Joiners



% of Vulnerable Cohorts who are NEET



Education and Young People's Services Performance Management

NEET Monthly Report - Dover

16-18 year old cohort by Vulnerable Group	Oct-15	Sep-15	Aug-15	Jul-15	Jun-15	May-15	Apr-15	Mar-15	Feb-15	Jan-15	Dec-14	Nov-14	Oct-14
Children in Care	55	60	55	55	55	52	54	54	56	56	59	61	58
subset CIC resp. not known	0	0	0	0									
subset CIC KCC responsibility	40	44	40	40									
subset CIC OOC responsibility	15	16	15	15									
Caring for own child	17	16	43	42	41	41	39	36	34	34	31	29	27
Asylum seeker	3	2	4	4	4	4	4	4	4	4	4	4	4
Carer not own child	6	6	6	6	6	6	6	6	6	6	5	4	4
Substance Misuse	13	13	16	16	16	16	15	15	15	15	17	22	22
Care Leaver	1	1	10	9	9	10	10	10	10	10	10	7	7
subset CL resp. not known	0	0	0	0									
subset CL KCC responsibility	1	1	10	9									
subset CL OOC responsibility	0	0	0	0									
Supervised by YOT	30	30	27	28	28	29	30	31	31	30	39	41	40
Pregnancy	16	16	21	21	22	22	22	23	20	20	18	17	17
Parent not caring for own child	1	1	2	2	2	2	2	2	2	2	2	2	3
SEND (16-18 year olds)	190	193	173	175	175	177	179	179	180	180	181	185	190
SEND (19+ year olds)	60	63	341	341	341	341	341	341	341	341	340	341	341
Total 16-18 cohort with at least one vulnerable group	288	290	310	309	309	311	310	309	306	305	308	310	310

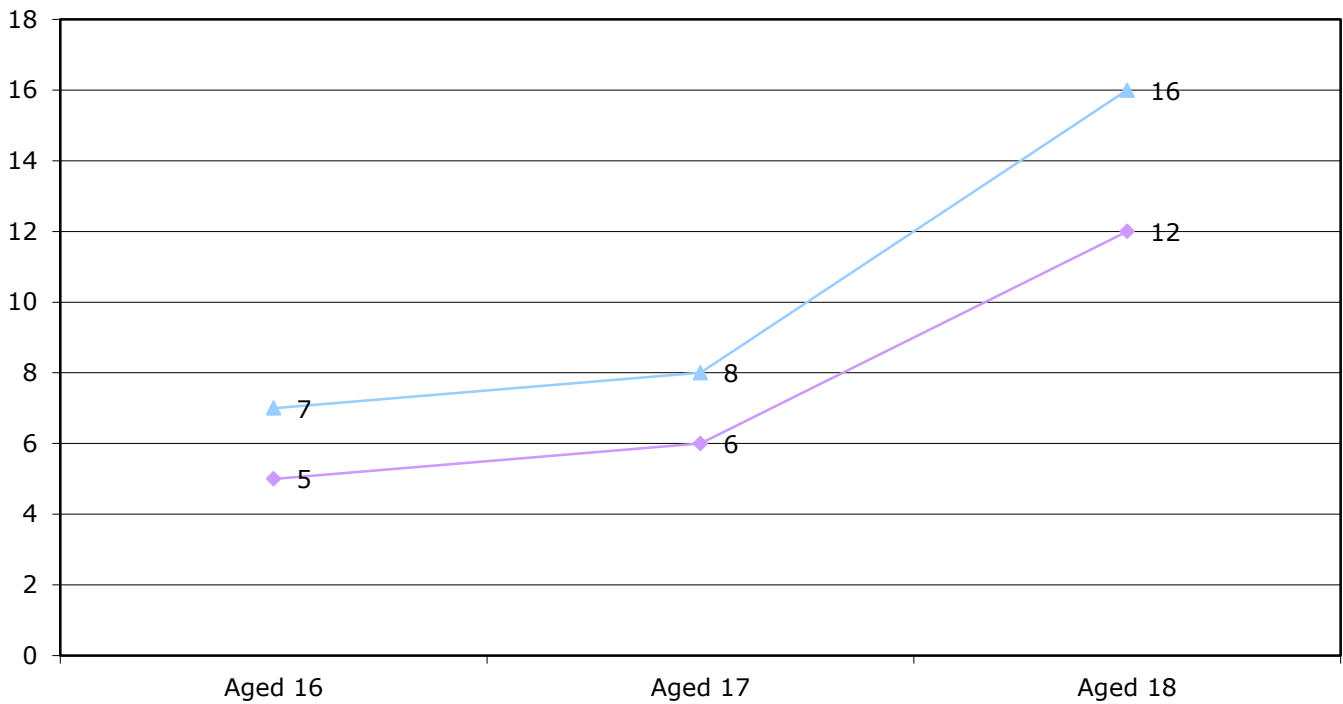
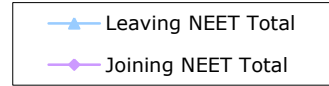
16-18 year old NEET by Vulnerable Group	Oct-15	Sep-15	Aug-15	Jul-15	Jun-15	May-15	Apr-15	Mar-15	Feb-15	Jan-15	Dec-14	Nov-14	Oct-14
Children in Care	9	8	14	12	11	10	10	11	7	9	9	9	9
subset CIC resp. not known	0	0	0	0									
subset CIC KCC responsibility	9	8	12	10									
subset CIC OOC responsibility	0	0	2	2									
Caring for own child	11	11	26	25	24	23	23	20	19	21	20	18	16
Asylum seeker	0	0	0	0	0	0	0	0	0	0	0	0	0
Carer not own child	2	2	2	2	2	2	2	2	2	2	1	0	0
Substance Misuse	2	1	2	2	3	3	2	2	2	3	4	4	3
Care Leaver	0	0	7	6	6	7	7	7	7	7	6	4	4
subset CL resp. not known	0	0	0	0									
subset CL KCC responsibility	0	0	7	6									
subset CL OOC responsibility	0	0	0	0									
Supervised by YOT	7	9	11	10	9	10	9	11	10	12	17	19	14
Pregnancy	12	12	17	16	17	17	18	19	16	15	13	12	3
Parent not caring for own child	1	1	2	1	1	1	1	1	1	1	2	1	1
SEND (16-18 year olds)	13	14	20	17	17	18	17	19	15	13	16	17	16
SEND (19+ year olds)	7	9	96	96	96	95	94	95	95	95	96	96	96
Total 16-18 NEET with at least one vulnerable group	46	47	83	75	75	76	75	75	65	67	65	62	56

16-18 year old Not Knowns by Vulnerable Group	Oct-15	Sep-15	Aug-15	Jul-15	Jun-15	May-15	Apr-15	Mar-15	Feb-15	Jan-15	Dec-14	Nov-14	Oct-14
Children in Care	29	41	25	17	6	7	7	9	10	10	10	19	19
subset CIC resp. not known	0	0	0	0									
subset CIC KCC responsibility	19	27	16	11									
subset CIC OOC responsibility	10	14	9	6									
Caring for own child	4	4	15	12	7	7	7	6	6	6	5	5	5
Asylum seeker	2	2	4	3	3	3	3	3	3	3	3	3	3
Carer not own child	2	2	4	4	3	3	3	2	1	1	1	1	1
Substance Misuse	5	8	8	6	3	3	2	1	1	1	0	5	5
Care Leaver	0	0	3	3	2	2	2	2	2	2	1	2	2
subset CL resp. not known	0	0	0	0									
subset CL KCC responsibility	0	0	3	3									
subset CL OOC responsibility	0	0	0	0									
Supervised by YOT	13	15	9	7	3	0	0	0	0	0	3	8	8
Pregnancy	2	3	3	4	4	4	4	4	4	3	3	3	3
Parent not caring for own child	0	0	0	1	0	0	0	0	0	0	0	1	2
SEND (16-18 year olds)	63	130	97	92	32	32	32	30	32	38	39	46	55
SEND (19+ year olds)	41	51	234	231	220	221	218	208	208	207	206	207	215
Total not known with at least one vulnerable group	93	173	148	132	55	54	53	49	50	55	56	74	82

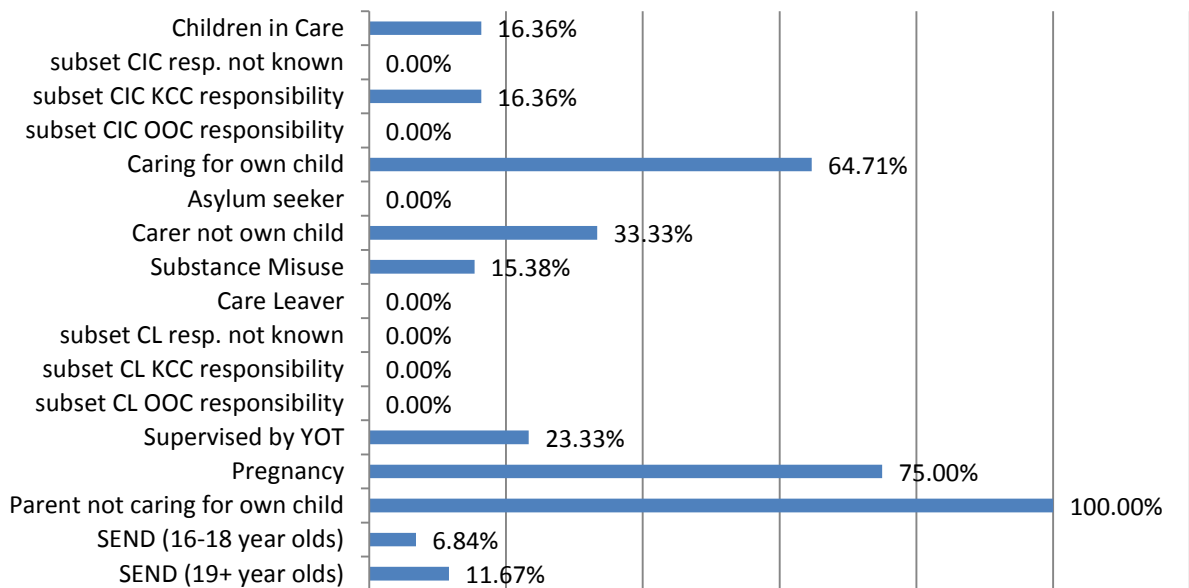
16-18 Year old NEET Leavers & Joiners	Aged 16	Aged 17	Aged 18	16-18 Total	Aged 19
Leaving NEET Total	7	8	16	31	12
Education	3	4	7	14	2
Employment	0	1	9	10	3
Government supported training	4	3	0	7	0
Re-engagement Provision	0	0	0	0	0
Transfer to another LA	0	0	0	0	0
Age reached where no active record required	0	0	0	0	7
Left England so no longer active record	0	0	0	0	0
Found to be a duplicate record	0	0	0	0	0
Deceased	0	0	0	0	0
Custodial Sentence	0	0	0	0	0
Cannot Be Contacted	0	0	0	0	0
Refused to disclose activity	0	0	0	0	0
Unknown Activity	0	0	0	0	0
Other Reason	0	0	0	0	0
Joining NEET Total	5	6	12	23	2
Education	0	0	0	0	0
Employment	1	1	1	3	0
Training	0	0	0	0	0
Re-engagement Provision	0	0	0	0	0
From other area	0	0	0	0	0
Other (inc custodial sentence)	4	5	11	20	2
Joiners>Leavers	2	2	4	8	10

16-18 Year Old NEET Labour Market Summary	No	%
Available:		
Working not for reward	5	4.63%
Not yet ready for work or learning	13	12.04%
Start Date agreed (other)	3	2.78%
Start Date agreed (RPA compliant)	2	1.85%
Seeking EET	85	78.70%
Available Total	108	100%
Unavailable:		
Young carers	2	9.09%
Teenage parents	10	45.45%
Illness	3	13.64%
Pregnancy	7	31.82%
Religious grounds	0	0.00%
Unlikely to be economically active	0	0.00%
Other reason	0	0.00%
Unavailable Total	22	100%

NEET Leavers and Joiners



% of Vulnerable Cohorts who are NEET



Education and Young People's Services Performance Management

NEET Monthly Report - Gravesham

16-18 year old cohort by Vulnerable Group	Oct-15	Sep-15	Aug-15	Jul-15	Jun-15	May-15	Apr-15	Mar-15	Feb-15	Jan-15	Dec-14	Nov-14	Oct-14
Children in Care	52	48	40	42	45	42	45	42	43	45	42	43	42
subset CIC resp. not known	1	1	1	1									
subset CIC KCC responsibility	35	34	25	27									
subset CIC OOC responsibility	16	13	14	14									
Caring for own child	18	17	27	24	22	22	20	17	17	17	15	14	14
Asylum seeker	3	3	4	4	4	4	4	4	4	4	4	5	5
Carer not own child	4	5	7	7	7	8	7	7	7	7	7	7	7
Substance Misuse	3	3	3	4	4	3	3	3	3	3	2	4	3
Care Leaver	1	1	6	6	6	6	6	6	6	6	6	6	6
subset CL resp. not known	0	0	0	0									
subset CL KCC responsibility	1	1	6	6									
subset CL OOC responsibility	0	0	0	0									
Supervised by YOT	17	17	20	21	24	23	22	20	19	18	18	19	13
Pregnancy	16	16	27	31	31	20	18	18	18	17	17	15	15
Parent not caring for own child	0	0	1	1	1	1	1	1	1	1	1	1	1
SEND (16-18 year olds)	165	156	153	153	155	156	156	156	156	156	153	153	154
SEND (19+ year olds)	42	43	296	297	297	297	297	297	297	296	296	296	296
Total 16-18 cohort with at least one vulnerable group	248	237	255	257	259	247	244	240	240	240	233	233	229

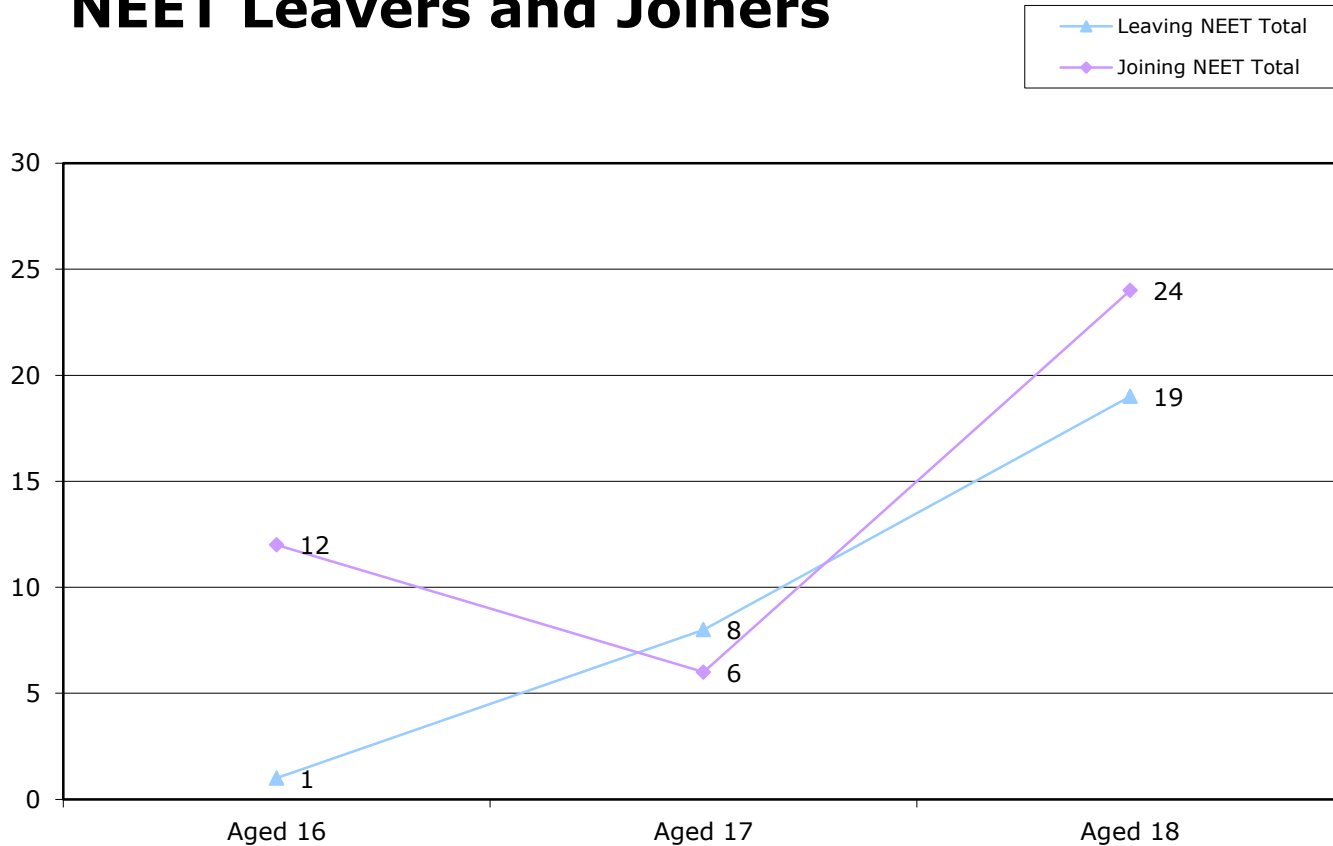
16-18 year old NEET by Vulnerable Group	Oct-15	Sep-15	Aug-15	Jul-15	Jun-15	May-15	Apr-15	Mar-15	Feb-15	Jan-15	Dec-14	Nov-14	Oct-14
Children in Care	16	13	15	14	14	13	16	11	11	11	11	10	8
subset CIC resp. not known	1	1	1	1									
subset CIC KCC responsibility	13	11	10	9									
subset CIC OOC responsibility	2	1	4	4									
Caring for own child	13	13	20	19	17	17	15	12	11	11	9	8	7
Asylum seeker	2	2	1	1	1	1	1	1	1	1	1	1	1
Carer not own child	1	1	3	3	2	2	2	2	2	2	2	2	2
Substance Misuse	1	1	2	2	2	1	0	0	0	1	0	1	0
Care Leaver	0	0	1	1	1	1	1	1	1	1	1	1	1
subset CL resp. not known	0	0	0	0									
subset CL KCC responsibility	0	0	1	1									
subset CL OOC responsibility	0	0	0	0									
Supervised by YOT	9	9	9	11	13	11	10	9	8	6	9	8	3
Pregnancy	6	6	16	20	20	17	15	15	15	14	14	12	12
Parent not caring for own child	0	0	1	1	1	1	1	1	1	1	1	1	1
SEND (16-18 year olds)	19	16	22	20	19	20	18	18	18	17	17	17	15
SEND (19+ year olds)	8	8	64	65	65	65	65	64	64	63	64	64	65
Total 16-18 NEET with at least one vulnerable group	55	50	76	78	76	70	64	60	57	56	55	50	43

16-18 year old Not Knowns by Vulnerable Group	Oct-15	Sep-15	Aug-15	Jul-15	Jun-15	May-15	Apr-15	Mar-15	Feb-15	Jan-15	Dec-14	Nov-14	Oct-14
Children in Care	15	26	16	16	8	5	5	5	6	6	6	11	10
subset CIC resp. not known	0	0	0	0									
subset CIC KCC responsibility	9	15	8	9									
subset CIC OOC responsibility	6	11	8	7									
Caring for own child	2	2	5	5	3	3	3	3	3	3	4	4	4
Asylum seeker	0	1	3	2	1	1	1	1	2	2	2	4	4
Carer not own child	2	3	3	3	1	2	2	2	2	2	1	1	1
Substance Misuse	1	1	1	2	1	0	0	0	0	0	0	2	2
Care Leaver	1	1	5	5	3	2	2	3	3	3	2	2	2
subset CL resp. not known	0	0	0	0									
subset CL KCC responsibility	1	1	5	5									
subset CL OOC responsibility	0	0	0	0									
Supervised by YOT	5	4	6	8	6	3	0	1	1	0	0	2	4
Pregnancy	6	8	7	8	1	0	0	0	0	0	0	0	0
Parent not caring for own child	0	0	0	0	0	0	0	0	0	0	0	0	0
SEND (16-18 year olds)	47	77	63	63	19	18	15	16	16	18	19	20	24
SEND (19+ year olds)	26	35	221	219	213	213	209	207	206	208	204	204	209
Total not known with at least one vulnerable group	69	108	94	97	34	31	26	28	29	30	30	37	41

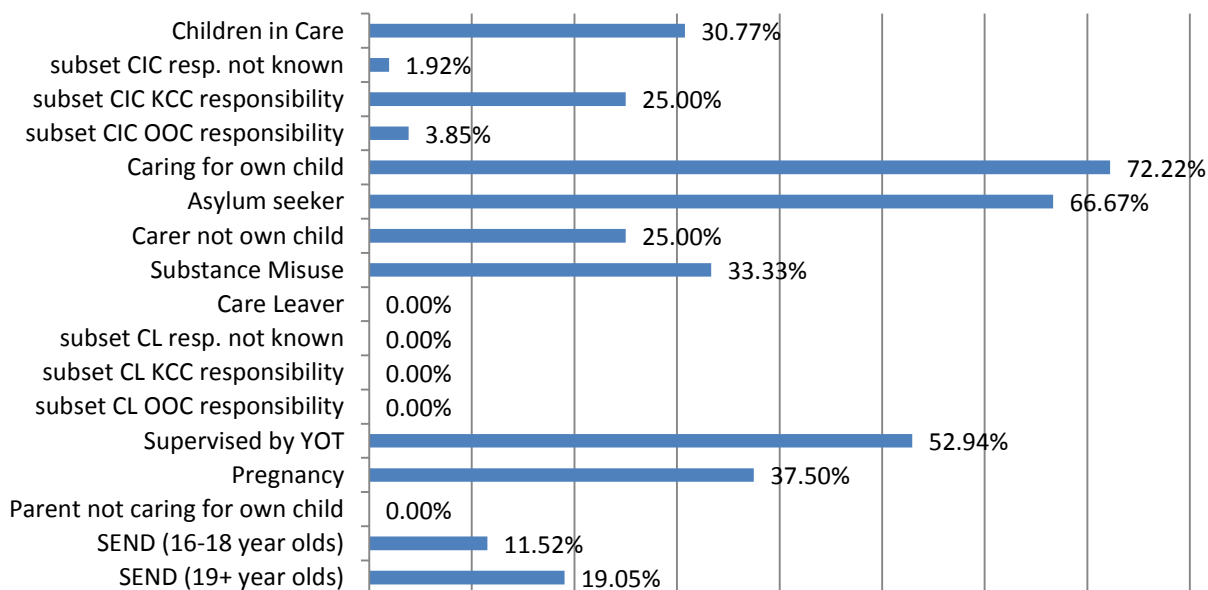
16-18 Year old NEET Leavers & Joiners	Aged 16	Aged 17	Aged 18	16-18 Total	Aged 19
Leaving NEET Total	1	8	19	28	9
Education	1	7	8	16	2
Employment	0	1	10	11	1
Government supported training	0	0	0	0	0
Re-engagement Provision	0	0	0	0	0
Transfer to another LA	0	0	0	0	0
Age reached where no active record required	0	0	0	0	6
Left England so no longer active record	0	0	0	0	0
Found to be a duplicate record	0	0	0	0	0
Deceased	0	0	0	0	0
Custodial Sentence	0	0	0	0	0
Cannot Be Contacted	0	0	0	0	0
Refused to disclose activity	0	0	0	0	0
Unknown Activity	0	0	0	0	0
Other Reason	0	0	1	1	0
Joining NEET Total	12	6	24	42	2
Education	0	0	1	1	0
Employment	0	1	1	2	0
Training	0	0	1	1	0
Re-engagement Provision	0	0	0	0	0
From other area	0	0	0	0	0
Other (inc custodial sentence)	12	5	21	38	2
Joiners>Leavers	-11	2	-5	-14	7

16-18 Year Old NEET Labour Market Summary	No	%
Available:		
Working not for reward	5	2.79%
Not yet ready for work or learning	8	4.47%
Start Date agreed (other)	2	1.12%
Start Date agreed (RPA compliant)	5	2.79%
Seeking EET	159	88.83%
Available Total	179	100%
Unavailable:		
Young carers	1	4.35%
Teenage parents	9	39.13%
Illness	10	43.48%
Pregnancy	3	13.04%
Religious grounds	0	0.00%
Unlikely to be economically active	0	0.00%
Other reason	0	0.00%
Unavailable Total	23	100%

NEET Leavers and Joiners



% of Vulnerable Cohorts who are NEET



Education and Young People's Services Performance Management

NEET Monthly Report - Maidstone

16-18 year old cohort by Vulnerable Group	Oct-15	Sep-15	Aug-15	Jul-15	Jun-15	May-15	Apr-15	Mar-15	Feb-15	Jan-15	Dec-14	Nov-14	Oct-14
Children in Care	39	38	43	41	39	39	37	37	39	38	38	37	40
subset CIC resp. not known	0	0	0	0									
subset CIC KCC responsibility	30	31	35	33									
subset CIC OOC responsibility	9	7	8	8									
Caring for own child	14	12	35	35	35	34	33	30	30	27	26	25	26
Asylum seeker	3	2	4	4	4	4	4	4	4	4	4	3	3
Carer not own child	4	4	7	7	7	7	7	7	7	7	7	7	7
Substance Misuse	5	5	7	7	6	6	6	6	7	7	7	9	8
Care Leaver	2	2	8	8	7	7	7	7	7	7	7	7	7
subset CL resp. not known	0	0	0	0									
subset CL KCC responsibility	2	1	6	6									
subset CL OOC responsibility	0	1	2	2									
Supervised by YOT	15	16	14	14	14	14	14	14	14	14	16	19	19
Pregnancy	10	9	17	17	17	15	13	13	12	11	10	9	6
Parent not caring for own child	0	0	1	1	1	1	1	1	1	1	1	1	1
SEND (16-18 year olds)	216	217	208	208	208	208	207	206	206	205	206	205	205
SEND (19+ year olds)	67	72	430	436	436	436	436	436	437	436	436	436	436
Total 16-18 cohort with at least one vulnerable group	282	280	314	312	309	306	302	298	297	293	293	297	299

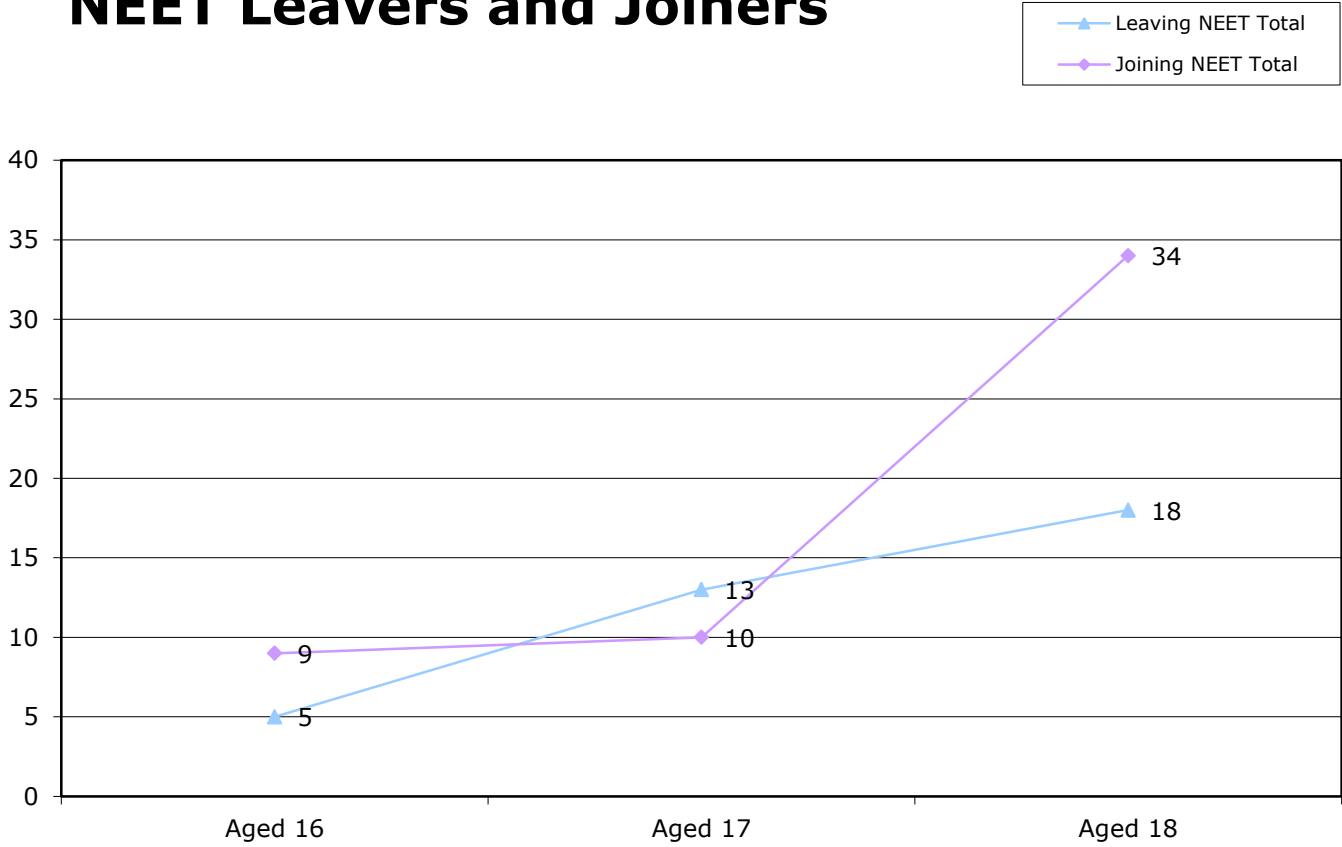
16-18 year old NEET by Vulnerable Group	Oct-15	Sep-15	Aug-15	Jul-15	Jun-15	May-15	Apr-15	Mar-15	Feb-15	Jan-15	Dec-14	Nov-14	Oct-14
Children in Care	8	9	10	11	9	9	8	9	9	8	6	5	6
subset CIC resp. not known	0	0	0	0									
subset CIC KCC responsibility	8	9	9	10									
subset CIC OOC responsibility	0	0	1	1									
Caring for own child	11	9	26	26	26	25	24	21	21	18	17	17	17
Asylum seeker	0	0	0	0	0	0	0	0	0	0	0	0	0
Carer not own child	2	2	4	4	4	4	4	4	4	5	6	5	5
Substance Misuse	0	2	0	0	0	0	0	1	1	2	1	1	1
Care Leaver	1	1	4	4	3	3	3	3	3	3	3	3	4
subset CL resp. not known	0	0	0	0									
subset CL KCC responsibility	1	1	4	4									
subset CL OOC responsibility	0	0	0	0									
Supervised by YOT	10	11	6	7	7	8	8	9	8	7	8	7	5
Pregnancy	6	5	14	14	14	14	13	13	12	10	9	8	5
Parent not caring for own child	0	0	0	0	0	0	0	0	0	1	1	1	1
SEND (16-18 year olds)	11	12	16	17	15	14	16	18	16	15	15	15	14
SEND (19+ year olds)	8	11	98	101	101	101	101	102	100	97	94	94	95
Total 16-18 NEET with at least one vulnerable group	38	38	69	69	66	65	65	65	61	58	56	53	50

16-18 year old Not Knowns by Vulnerable Group	Oct-15	Sep-15	Aug-15	Jul-15	Jun-15	May-15	Apr-15	Mar-15	Feb-15	Jan-15	Dec-14	Nov-14	Oct-14
Children in Care	13	20	20	17	8	9	7	6	7	7	5	9	10
subset CIC resp. not known	0	0	0	0									
subset CIC KCC responsibility	9	15	15	12									
subset CIC OOC responsibility	4	5	5	5									
Caring for own child	2	2	6	5	4	3	4	3	3	2	3	3	4
Asylum seeker	0	2	3	3	1	1	1	1	1	1	1	2	2
Carer not own child	1	2	2	2	0	0	0	0	0	0	0	0	0
Substance Misuse	1	2	4	4	3	3	3	3	3	3	1	2	3
Care Leaver	0	0	2	1	1	1	1	1	1	1	0	0	1
subset CL resp. not known	0	0	0	0									
subset CL KCC responsibility	0	0	1	0									
subset CL OOC responsibility	0	0	1	1									
Supervised by YOT	2	4	4	4	3	3	1	1	0	0	0	4	8
Pregnancy	1	1	0	0	0	0	0	0	0	1	0	0	0
Parent not caring for own child	0	0	0	0	0	0	0	0	0	0	0	0	0
SEND (16-18 year olds)	59	127	104	101	44	41	37	34	36	39	39	40	41
SEND (19+ year olds)	31	57	323	321	292	291	281	269	272	273	279	274	282
Total not known with at least one vulnerable group	74	151	137	129	60	56	50	46	47	50	46	55	65

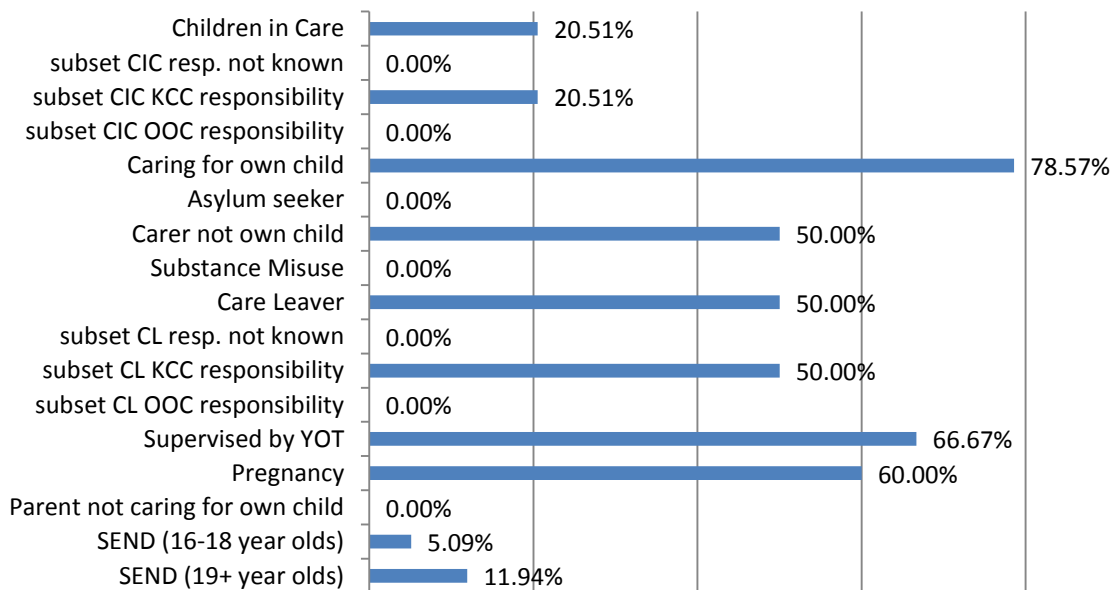
16-18 Year old NEET Leavers & Joiners	Aged 16	Aged 17	Aged 18	16-18 Total	Aged 19
Leaving NEET Total	5	13	18	36	18
Education	4	6	9	19	1
Employment	0	3	9	12	1
Government supported training	0	3	0	3	1
Re-engagement Provision	0	0	0	0	0
Transfer to another LA	1	1	0	2	0
Age reached where no active record required	0	0	0	0	15
Left England so no longer active record	0	0	0	0	0
Found to be a duplicate record	0	0	0	0	0
Deceased	0	0	0	0	0
Custodial Sentence	0	0	0	0	0
Cannot Be Contacted	0	0	0	0	0
Refused to disclose activity	0	0	0	0	0
Unknown Activity	0	0	0	0	0
Other Reason	0	0	0	0	0
Joining NEET Total	9	10	34	53	0
Education	0	0	0	0	0
Employment	0	0	0	0	0
Training	3	0	0	3	0
Re-engagement Provision	0	0	0	0	0
From other area	0	0	0	0	0
Other (inc custodial sentence)	6	10	34	50	0
Joiners>Leavers	-4	3	-16	-17	18

16-18 Year Old NEET Labour Market Summary	No	%
Available:		
Working not for reward	3	1.75%
Not yet ready for work or learning	9	5.26%
Start Date agreed (other)	2	1.17%
Start Date agreed (RPA compliant)	3	1.75%
Seeking EET	154	90.06%
Available Total	171	100%
Unavailable:		
Young carers	0	0.00%
Teenage parents	9	40.91%
Illness	9	40.91%
Pregnancy	4	18.18%
Religious grounds	0	0.00%
Unlikely to be economically active	0	0.00%
Other reason	0	0.00%
Unavailable Total	22	100%

NEET Leavers and Joiners



% of Vulnerable Cohorts who are NEET



Education and Young People's Services Performance Management

NEET Monthly Report - Sevenoaks

16-18 year old cohort by Vulnerable Group	Oct-15	Sep-15	Aug-15	Jul-15	Jun-15	May-15	Apr-15	Mar-15	Feb-15	Jan-15	Dec-14	Nov-14	Oct-14
Children in Care	21	23	16	17	17	14	14	14	14	14	15	14	16
subset CIC resp. not known	0	0	0	0									
subset CIC KCC responsibility	6	6	4	5									
subset CIC OOC responsibility	15	17	12	12									
Caring for own child	6	5	13	13	13	12	11	11	11	11	10	10	10
Asylum seeker	0	0	0	0	0	0	0	0	0	0	0	0	0
Carer not own child	3	3	4	4	4	4	4	3	3	3	3	3	3
Substance Misuse	2	2	4	4	4	5	5	5	5	4	4	6	6
Care Leaver	0	0	0	0	0	0	0	0	0	0	0	0	0
subset CL resp. not known	0	0	0	0									
subset CL KCC responsibility	0	0	0	0									
subset CL OOC responsibility	0	0	0	0									
Supervised by YOT	13	14	17	18	18	18	18	18	18	18	20	22	21
Pregnancy	4	4	9	9	9	8	8	8	5	5	3	3	3
Parent not caring for own child	0	0	0	0	0	0	0	0	0	0	0	0	0
SEND (16-18 year olds)	130	135	114	115	115	115	115	115	115	115	116	120	124
SEND (19+ year olds)	35	37	230	232	232	232	232	232	232	232	232	232	232
Total 16-18 cohort with at least one vulnerable group	165	170	162	164	164	161	160	159	156	155	155	162	166

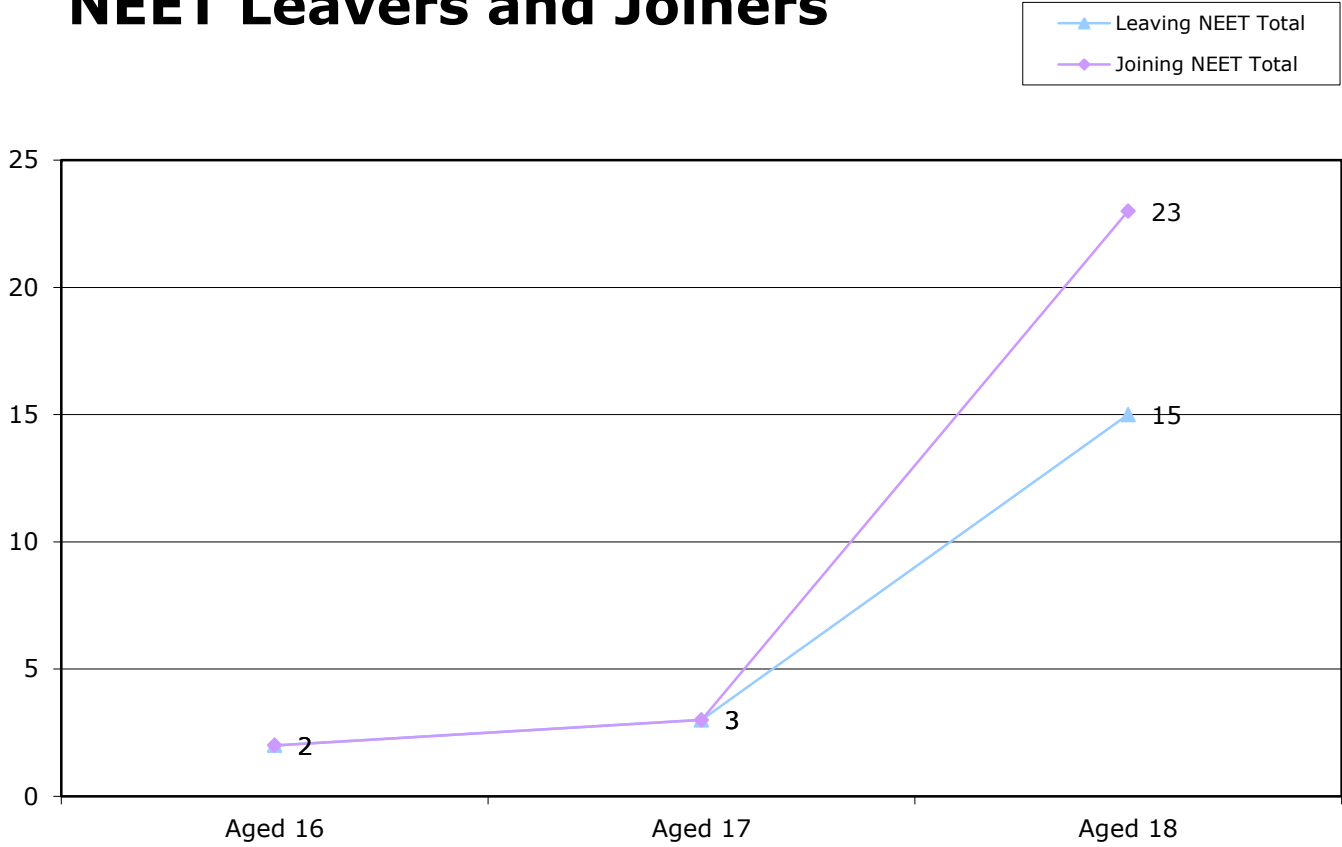
16-18 year old NEET by Vulnerable Group	Oct-15	Sep-15	Aug-15	Jul-15	Jun-15	May-15	Apr-15	Mar-15	Feb-15	Jan-15	Dec-14	Nov-14	Oct-14
Children in Care	1	1	1	1	1	1	1	1	1	1	1	1	1
subset CIC resp. not known	0	0	0	0									
subset CIC KCC responsibility	1	1	0	0									
subset CIC OOC responsibility	0	0	1	1									
Caring for own child	3	2	8	8	8	7	7	7	7	7	6	6	6
Asylum seeker	0	0	0	0	0	0	0	0	0	0	0	0	0
Carer not own child	0	0	1	1	1	1	1	0	0	0	1	1	1
Substance Misuse	0	1	1	1	1	2	2	1	1	1	1	3	3
Care Leaver	0	0	0	0	0	0	0	0	0	0	0	0	0
subset CL resp. not known	0	0	0	0									
subset CL KCC responsibility	0	0	0	0									
subset CL OOC responsibility	0	0	0	0									
Supervised by YOT	3	4	3	3	3	2	2	2	2	2	3	1	1
Pregnancy	4	4	7	7	7	6	6	6	3	3	2	2	2
Parent not caring for own child	0	0	0	0	0	0	0	0	0	0	0	0	0
SEND (16-18 year olds)	5	4	4	4	4	4	4	4	3	3	3	3	3
SEND (19+ year olds)	2	2	30	32	31	32	31	31	31	32	32	32	30
Total 16-18 NEET with at least one vulnerable group	14	14	23	23	23	21	21	19	15	15	15	15	15

16-18 year old Not Knowns by Vulnerable Group	Oct-15	Sep-15	Aug-15	Jul-15	Jun-15	May-15	Apr-15	Mar-15	Feb-15	Jan-15	Dec-14	Nov-14	Oct-14
Children in Care	9	16	8	7	4	3	3	3	3	3	5	7	9
subset CIC resp. not known	0	0	0	0									
subset CIC KCC responsibility	2	2	1	2									
subset CIC OOC responsibility	7	14	7	5									
Caring for own child	2	1	2	2	1	0	0	0	0	0	0	2	2
Asylum seeker	0	0	0	0	0	0	0	0	0	0	0	0	0
Carer not own child	2	3	2	2	2	2	2	1	1	1	1	1	1
Substance Misuse	0	0	2	2	2	1	1	1	1	0	0	1	1
Care Leaver	0	0	0	0	0	0	0	0	0	0	0	0	0
subset CL resp. not known	0	0	0	0									
subset CL KCC responsibility	0	0	0	0									
subset CL OOC responsibility	0	0	0	0									
Supervised by YOT	5	8	7	4	2	1	1	2	0	0	1	8	7
Pregnancy	0	0	2	2	1	1	1	0	0	0	0	0	0
Parent not caring for own child	0	0	0	0	0	0	0	0	0	0	0	0	0
SEND (16-18 year olds)	36	77	44	41	17	12	11	10	9	9	11	25	30
SEND (19+ year olds)	23	32	190	188	187	186	183	173	173	164	165	170	173
Total not known with at least one vulnerable group	48	94	60	55	25	18	17	15	13	12	16	36	41

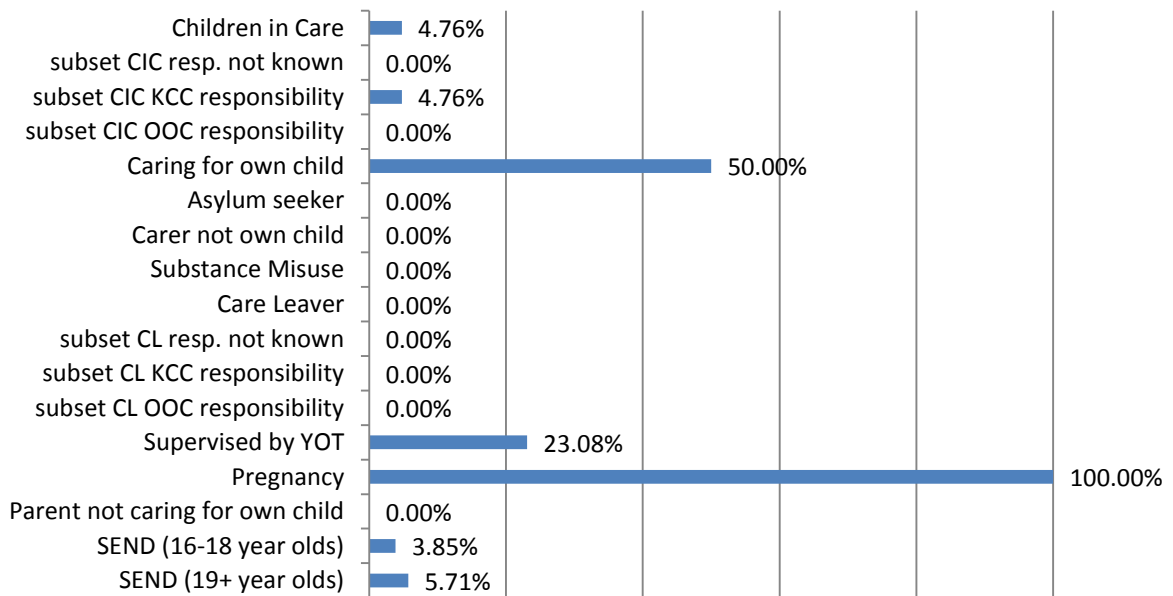
16-18 Year old NEET Leavers & Joiners	Aged 16	Aged 17	Aged 18	16-18 Total	Aged 19
Leaving NEET Total	2	3	15	20	7
Education	2	3	4	9	0
Employment	0	0	10	10	0
Government supported training	0	0	0	0	0
Re-engagement Provision	0	0	0	0	0
Transfer to another LA	0	0	0	0	0
Age reached where no active record required	0	0	0	0	7
Left England so no longer active record	0	0	0	0	0
Found to be a duplicate record	0	0	0	0	0
Deceased	0	0	0	0	0
Custodial Sentence	0	0	0	0	0
Cannot Be Contacted	0	0	0	0	0
Refused to disclose activity	0	0	0	0	0
Unknown Activity	0	0	0	0	0
Other Reason	0	0	1	1	0
Joining NEET Total	2	3	23	28	0
Education	0	0	0	0	0
Employment	0	1	0	1	0
Training	0	0	0	0	0
Re-engagement Provision	0	0	0	0	0
From other area	0	0	0	0	0
Other (inc custodial sentence)	2	2	23	27	0
Joiners>Leavers	0	0	-8	-8	7

16-18 Year Old NEET Labour Market Summary	No	%
Available:		
Working not for reward	4	4.00%
Not yet ready for work or learning	5	5.00%
Start Date agreed (other)	0	0.00%
Start Date agreed (RPA compliant)	1	1.00%
Seeking EET	90	90.00%
Available Total	100	100%
Unavailable:		
Young carers	0	0.00%
Teenage parents	3	25.00%
Illness	6	50.00%
Pregnancy	3	25.00%
Religious grounds	0	0.00%
Unlikely to be economically active	0	0.00%
Other reason	0	0.00%
Unavailable Total	12	100%

NEET Leavers and Joiners



% of Vulnerable Cohorts who are NEET



Education and Young People's Services Performance Management

NEET Monthly Report - Shepway

16-18 year old cohort by Vulnerable Group	Oct-15	Sep-15	Aug-15	Jul-15	Jun-15	May-15	Apr-15	Mar-15	Feb-15	Jan-15	Dec-14	Nov-14	Oct-14
Children in Care	76	70	60	61	62	62	59	59	61	61	62	63	65
subset CIC resp. not known	0	0	0	0									
subset CIC KCC responsibility	59	54	50	51									
subset CIC OOC responsibility	17	16	10	10									
Caring for own child	18	17	48	48	47	41	38	34	34	33	30	29	24
Asylum seeker	5	2	2	2	2	2	2	2	2	2	2	2	3
Carer not own child	1	1	4	4	4	4	4	4	3	3	1	1	1
Substance Misuse	5	5	9	9	9	9	9	9	9	9	9	16	16
Care Leaver	4	4	17	18	18	18	18	18	16	16	15	14	13
subset CL resp. not known	0	0	0	0									
subset CL KCC responsibility	4	4	17	18									
subset CL OOC responsibility	0	0	0	0									
Supervised by YOT	25	25	27	26	26	27	26	25	25	24	26	26	27
Pregnancy	13	13	23	21	21	19	17	15	15	14	15	15	13
Parent not caring for own child	2	2	4	4	4	4	4	4	4	4	4	3	3
SEND (16-18 year olds)	162	152	154	154	154	153	153	153	153	152	153	150	146
SEND (19+ year olds)	51	54	285	286	286	286	286	286	287	287	288	288	288
Total 16-18 cohort with at least one vulnerable group	272	258	307	306	305	300	292	286	285	281	278	278	269

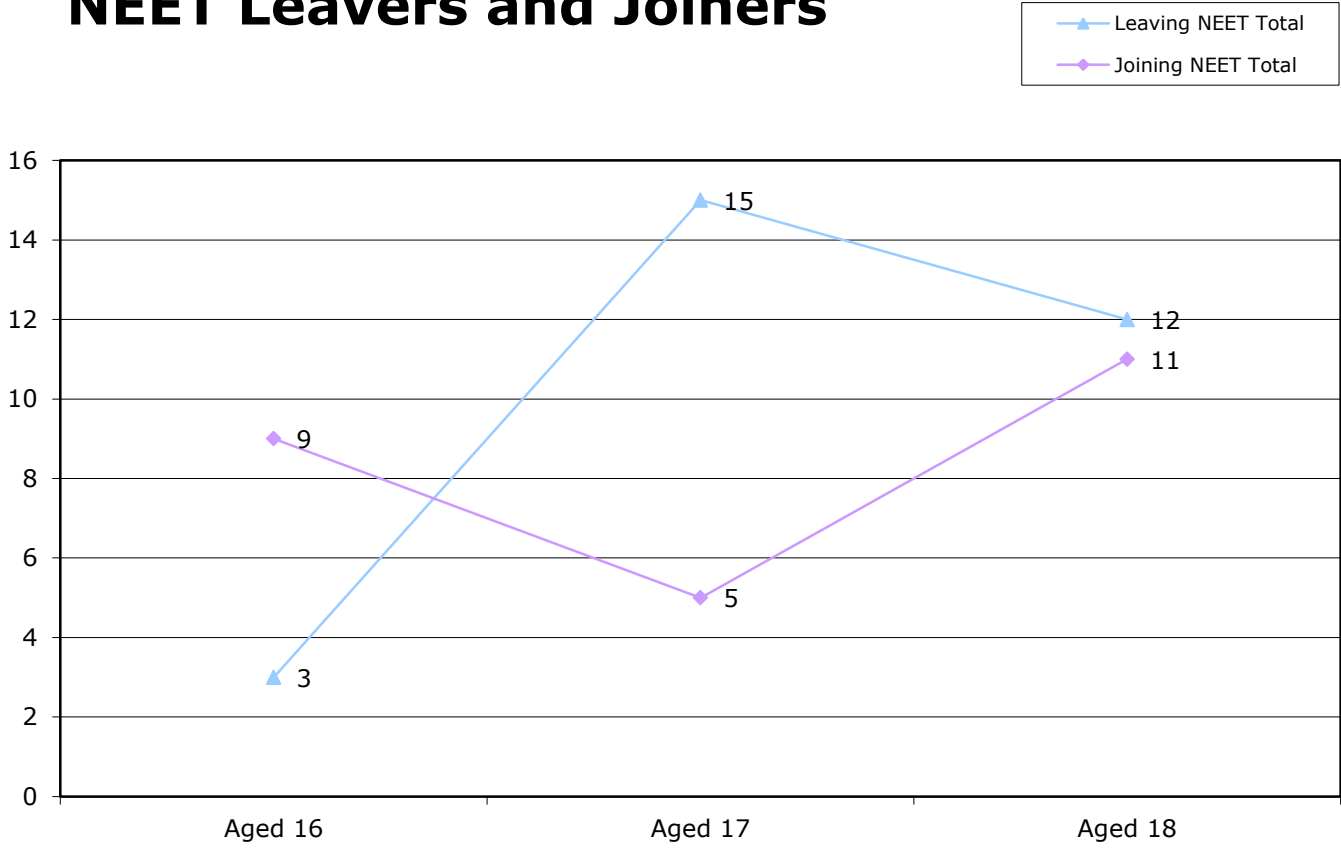
16-18 year old NEET by Vulnerable Group	Oct-15	Sep-15	Aug-15	Jul-15	Jun-15	May-15	Apr-15	Mar-15	Feb-15	Jan-15	Dec-14	Nov-14	Oct-14
Children in Care	10	9	11	11	11	11	10	11	10	11	14	13	11
subset CIC resp. not known	0	0	0	0									
subset CIC KCC responsibility	9	8	10	10									
subset CIC OOC responsibility	1	1	1	1									
Caring for own child	12	12	34	34	34	28	26	22	22	19	14	13	9
Asylum seeker	2	1	1	1	1	1	1	1	1	1	2	2	1
Carer not own child	1	1	3	3	3	3	3	3	2	2	0	0	0
Substance Misuse	0	0	1	1	1	1	1	1	1	1	1	4	4
Care Leaver	1	1	7	7	7	7	6	6	6	6	5	5	6
subset CL resp. not known	0	0	0	0									
subset CL KCC responsibility	1	1	7	7									
subset CL OOC responsibility	0	0	0	0									
Supervised by YOT	5	6	9	8	8	9	7	6	5	5	5	5	5
Pregnancy	7	7	15	13	13	14	13	11	11	11	9	8	10
Parent not caring for own child	0	0	1	1	1	1	1	1	1	1	1	0	1
SEND (16-18 year olds)	13	13	18	16	15	14	15	17	15	15	14	13	11
SEND (19+ year olds)	10	12	77	77	77	77	76	77	75	75	72	72	75
Total 16-18 NEET with at least one vulnerable group	44	44	88	83	82	79	74	70	66	63	55	50	47

16-18 year old Not Knowns by Vulnerable Group	Oct-15	Sep-15	Aug-15	Jul-15	Jun-15	May-15	Apr-15	Mar-15	Feb-15	Jan-15	Dec-14	Nov-14	Oct-14
Children in Care	26	34	27	21	10	10	6	5	4	4	3	6	14
subset CIC resp. not known	0	0	0	0									
subset CIC KCC responsibility	21	26	23	17									
subset CIC OOC responsibility	5	8	4	4									
Caring for own child	4	3	9	9	6	6	7	6	6	7	7	8	8
Asylum seeker	0	0	0	0	0	0	0	0	0	0	0	0	2
Carer not own child	0	0	1	1	1	1	0	0	0	0	0	0	0
Substance Misuse	2	3	4	5	3	2	2	1	1	2	1	5	5
Care Leaver	2	2	7	7	4	4	3	3	2	3	3	3	3
subset CL resp. not known	0	0	0	0									
subset CL KCC responsibility	2	2	7	7									
subset CL OOC responsibility	0	0	0	0									
Supervised by YOT	13	12	12	12	6	6	4	1	0	0	1	5	5
Pregnancy	4	4	4	3	2	1	1	1	1	1	3	2	1
Parent not caring for own child	2	2	3	3	2	2	2	1	0	0	0	0	0
SEND (16-18 year olds)	35	76	74	72	30	27	24	19	17	18	21	24	28
SEND (19+ year olds)	33	38	198	195	184	184	178	165	161	159	166	164	170
Total not known with at least one vulnerable group	75	122	125	116	54	49	42	31	27	31	35	46	54

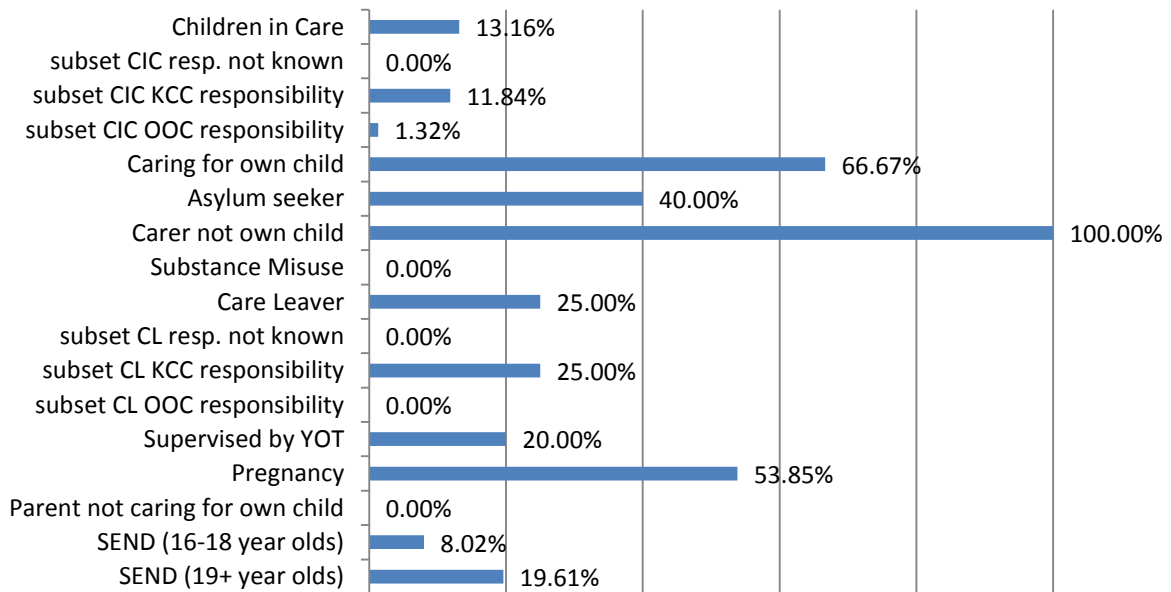
16-18 Year old NEET Leavers & Joiners	Aged 16	Aged 17	Aged 18	16-18 Total	Aged 19
Leaving NEET Total	3	15	12	30	8
Education	0	12	6	18	1
Employment	1	2	6	9	0
Government supported training	2	0	0	2	1
Re-engagement Provision	0	1	0	1	0
Transfer to another LA	0	0	0	0	0
Age reached where no active record required	0	0	0	0	5
Left England so no longer active record	0	0	0	0	0
Found to be a duplicate record	0	0	0	0	0
Deceased	0	0	0	0	0
Custodial Sentence	0	0	0	0	0
Cannot Be Contacted	0	0	0	0	0
Refused to disclose activity	0	0	0	0	0
Unknown Activity	0	0	0	0	0
Other Reason	0	0	0	0	1
Joining NEET Total	9	5	11	25	0
Education	2	0	0	2	0
Employment	1	0	0	1	0
Training	0	0	0	0	0
Re-engagement Provision	0	0	0	0	0
From other area	0	0	0	0	0
Other (inc custodial sentence)	6	5	11	22	0
Joiners>Leavers	-6	10	1	5	8

16-18 Year Old NEET Labour Market Summary	No	%
Available:		
Working not for reward	3	2.42%
Not yet ready for work or learning	6	4.84%
Start Date agreed (other)	1	0.81%
Start Date agreed (RPA compliant)	6	4.84%
Seeking EET	108	87.10%
Available Total	124	100%
Unavailable:		
Young carers	1	5.00%
Teenage parents	9	45.00%
Illness	7	35.00%
Pregnancy	3	15.00%
Religious grounds	0	0.00%
Unlikely to be economically active	0	0.00%
Other reason	0	0.00%
Unavailable Total	20	100%

NEET Leavers and Joiners



% of Vulnerable Cohorts who are NEET



Education and Young People's Services Performance Management

NEET Monthly Report - Swale

16-18 year old cohort by Vulnerable Group	Oct-15	Sep-15	Aug-15	Jul-15	Jun-15	May-15	Apr-15	Mar-15	Feb-15	Jan-15	Dec-14	Nov-14	Oct-14
Children in Care	97	98	91	94	97	93	94	94	94	94	95	97	90
subset CIC resp. not known	0	0	0	1									
subset CIC KCC responsibility	41	41	46	47									
subset CIC OOC responsibility	56	57	45	46									
Caring for own child	24	23	45	44	44	43	38	37	37	36	31	31	31
Asylum seeker	2	2	5	5	5	5	5	5	5	6	6	6	6
Carer not own child	7	7	12	12	12	12	12	10	10	9	7	7	8
Substance Misuse	2	2	3	3	3	3	3	3	3	3	3	6	6
Care Leaver	3	3	8	8	8	8	7	7	7	7	7	8	8
subset CL resp. not known	1	1	0	0									
subset CL KCC responsibility	0	0	6	6									
subset CL OOC responsibility	2	2	2	2									
Supervised by YOT	21	20	20	20	20	18	18	18	18	18	22	23	22
Pregnancy	24	23	37	38	37	34	30	26	23	20	20	17	15
Parent not caring for own child	1	1	2	2	2	2	2	2	2	2	1	1	1
SEND (16-18 year olds)	250	243	227	228	227	227	227	228	228	226	225	227	228
SEND (19+ year olds)	64	69	427	430	430	430	430	430	430	430	430	430	431
Total 16-18 cohort with at least one vulnerable group	374	364	401	403	404	396	387	382	378	372	364	366	362

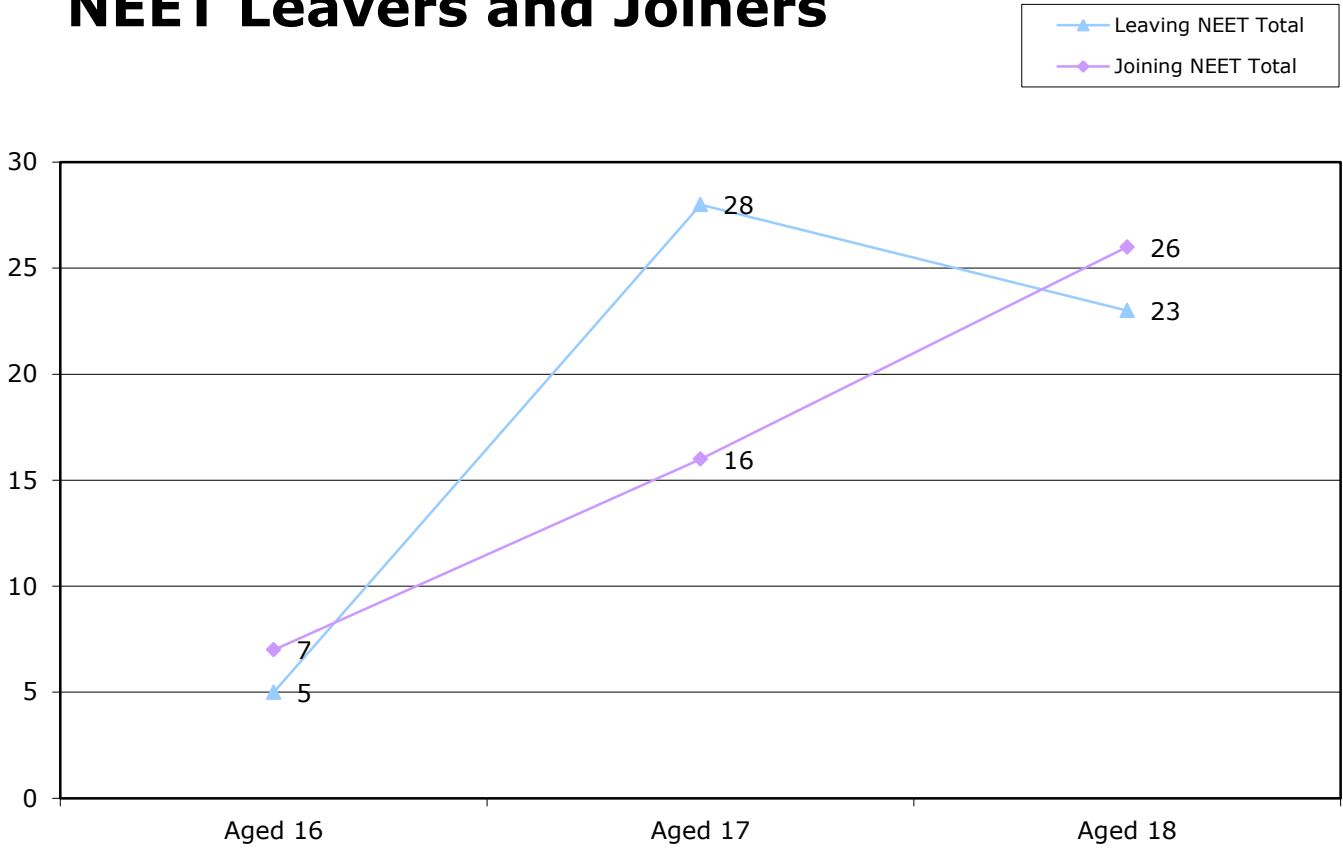
16-18 year old NEET by Vulnerable Group	Oct-15	Sep-15	Aug-15	Jul-15	Jun-15	May-15	Apr-15	Mar-15	Feb-15	Jan-15	Dec-14	Nov-14	Oct-14
Children in Care	11	8	12	14	12	12	13	12	12	10	10	8	7
subset CIC resp. not known	0	0	0	1									
subset CIC KCC responsibility	6	5	7	8									
subset CIC OOC responsibility	5	3	5	5									
Caring for own child	21	19	39	39	39	38	33	34	34	33	28	27	27
Asylum seeker	0	0	0	0	0	0	0	0	0	0	0	0	0
Carer not own child	2	2	6	6	7	7	6	5	5	4	2	2	2
Substance Misuse	0	0	0	0	0	0	0	0	0	0	0	1	1
Care Leaver	1	2	1	1	1	1	1	1	1	1	1	1	1
subset CL resp. not known	0	1	0	0									
subset CL KCC responsibility	1	0	0	0									
subset CL OOC responsibility	0	1	1	1									
Supervised by YOT	6	5	6	6	4	4	3	3	5	5	6	4	3
Pregnancy	13	13	26	27	26	25	20	18	15	14	13	11	9
Parent not caring for own child	1	1	1	1	1	0	0	0	1	1	0	0	0
SEND (16-18 year olds)	25	26	35	36	30	31	33	30	27	26	25	20	26
SEND (19+ year olds)	11	11	115	118	117	113	112	112	111	112	112	106	109
Total 16-18 NEET with at least one vulnerable group	69	66	116	118	111	110	101	96	92	86	75	64	68

16-18 year old Not Knowns by Vulnerable Group	Oct-15	Sep-15	Aug-15	Jul-15	Jun-15	May-15	Apr-15	Mar-15	Feb-15	Jan-15	Dec-14	Nov-14	Oct-14
Children in Care	48	73	51	41	16	17	14	10	11	10	13	28	30
subset CIC resp. not known	0	0	0	0									
subset CIC KCC responsibility	20	27	25	20									
subset CIC OOC responsibility	28	46	26	21									
Caring for own child	2	2	4	4	3	3	2	2	2	1	1	1	1
Asylum seeker	1	1	4	3	0	0	0	0	0	0	0	0	0
Carer not own child	1	3	5	5	1	1	1	1	1	1	1	1	1
Substance Misuse	2	1	2	2	1	1	1	1	1	0	0	2	1
Care Leaver	0	1	6	6	3	2	2	2	2	2	1	3	3
subset CL resp. not known	0	0	0	0									
subset CL KCC responsibility	0	0	5	5									
subset CL OOC responsibility	0	1	1	1									
Supervised by YOT	11	12	11	9	5	3	3	1	1	0	0	10	9
Pregnancy	10	9	10	8	6	6	6	3	3	3	2	2	2
Parent not caring for own child	0	0	1	1	0	1	0	0	0	0	0	0	0
SEND (16-18 year olds)	66	139	116	107	33	32	32	28	29	29	35	43	45
SEND (19+ year olds)	29	54	301	297	262	262	262	256	257	255	253	245	246
Total not known with at least one vulnerable group	116	202	184	163	59	56	52	41	42	40	46	73	77

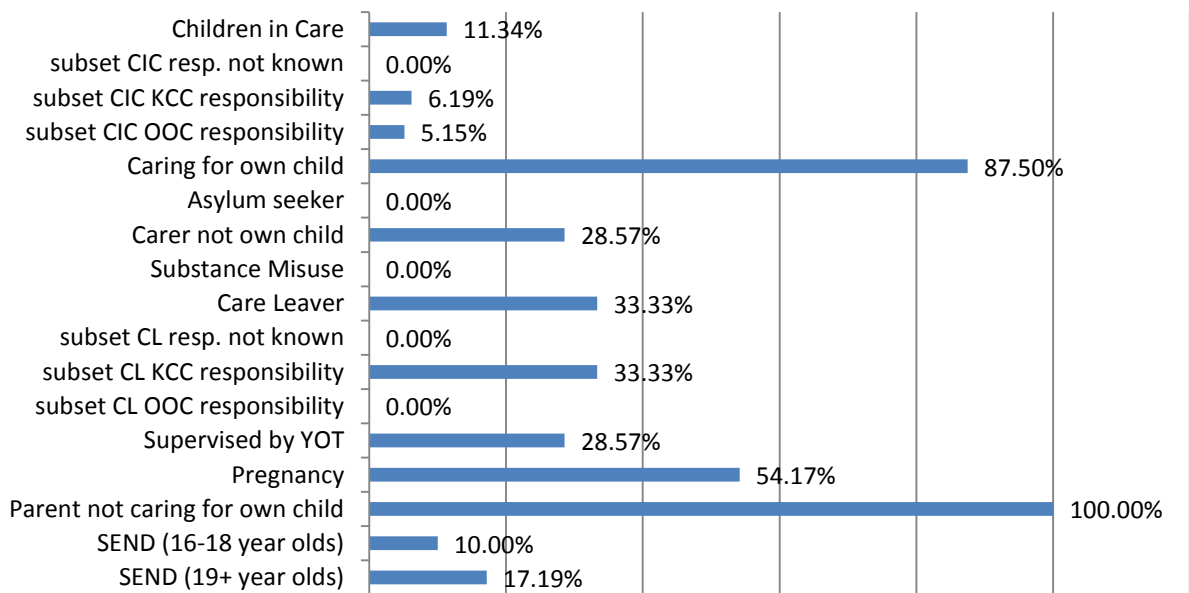
16-18 Year old NEET Leavers & Joiners	Aged 16	Aged 17	Aged 18	16-18 Total	Aged 19
Leaving NEET Total	5	28	23	56	20
Education	3	23	9	35	3
Employment	1	3	14	18	1
Government supported training	1	0	0	1	0
Re-engagement Provision	0	0	0	0	0
Transfer to another LA	0	1	0	1	0
Age reached where no active record required	0	0	0	0	16
Left England so no longer active record	0	1	0	1	0
Found to be a duplicate record	0	0	0	0	0
Deceased	0	0	0	0	0
Custodial Sentence	0	0	0	0	0
Cannot Be Contacted	0	0	0	0	0
Refused to disclose activity	0	0	0	0	0
Unknown Activity	0	0	0	0	0
Other Reason	0	0	0	0	0
Joining NEET Total	7	16	26	49	2
Education	2	1	0	3	0
Employment	0	1	1	2	0
Training	0	0	0	0	0
Re-engagement Provision	0	0	0	0	0
From other area	0	0	0	0	0
Other (inc custodial sentence)	5	14	25	44	2
Joiners>Leavers	-2	12	-3	7	18

16-18 Year Old NEET Labour Market Summary	No	%
Available:		
Working not for reward	6	2.97%
Not yet ready for work or learning	6	2.97%
Start Date agreed (other)	1	0.50%
Start Date agreed (RPA compliant)	5	2.48%
Seeking EET	184	91.09%
Available Total	202	100%
Unavailable:		
Young carers	1	2.44%
Teenage parents	17	41.46%
Illness	13	31.71%
Pregnancy	10	24.39%
Religious grounds	0	0.00%
Unlikely to be economically active	0	0.00%
Other reason	0	0.00%
Unavailable Total	41	100%

NEET Leavers and Joiners



% of Vulnerable Cohorts who are NEET



Education and Young People's Services Performance Management

NEET Monthly Report - Thanet

16-18 year old cohort by Vulnerable Group	Oct-15	Sep-15	Aug-15	Jul-15	Jun-15	May-15	Apr-15	Mar-15	Feb-15	Jan-15	Dec-14	Nov-14	Oct-14
Children in Care	146	144	157	157	158	154	154	155	154	153	154	156	150
subset CIC resp. not known	0	0	0	0									
subset CIC KCC responsibility	99	99	105	105									
subset CIC OOC responsibility	47	45	52	52									
Caring for own child	40	39	69	69	66	65	66	66	67	66	63	60	56
Asylum seeker	5	5	5	5	5	5	5	5	5	5	5	5	5
Carer not own child	10	10	13	12	12	12	12	11	10	10	10	10	9
Substance Misuse	8	8	6	6	6	6	6	6	6	6	6	8	9
Care Leaver	3	3	18	18	17	17	17	17	17	16	16	16	16
subset CL resp. not known	0	0	0	0									
subset CL KCC responsibility	1	1	16	16									
subset CL OOC responsibility	2	2	2	2									
Supervised by YOT	44	43	42	42	42	42	43	43	43	43	44	51	51
Pregnancy	20	20	35	35	36	34	31	31	30	29	25	25	26
Parent not caring for own child	1	1	2	2	2	2	2	2	1	1	1	1	1
SEND (16-18 year olds)	290	308	276	277	277	278	279	280	281	284	286	286	282
SEND (19+ year olds)	61	66	453	461	461	461	461	461	461	461	462	461	461
Total 16-18 cohort with at least one vulnerable group	475	492	525	524	523	519	517	517	517	517	513	517	510

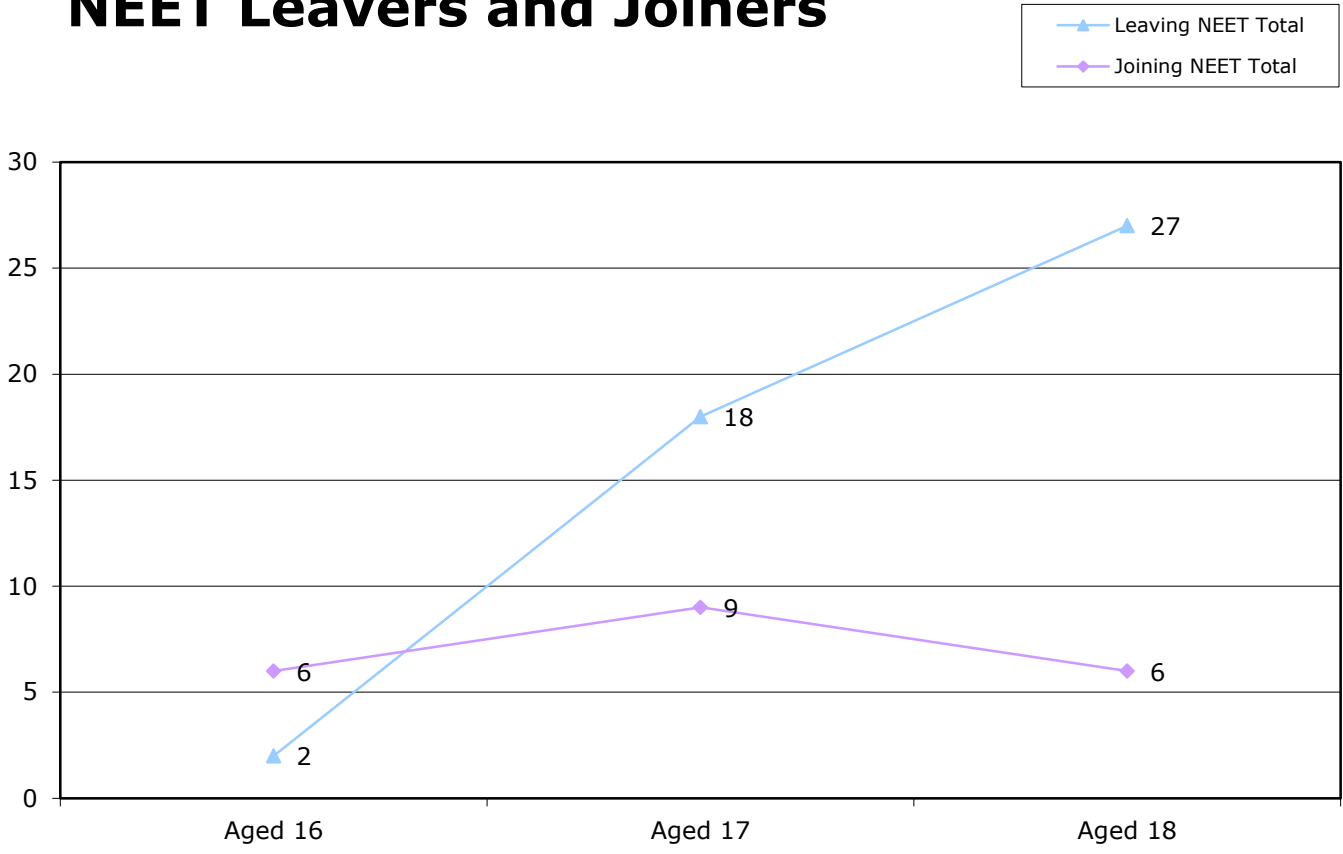
16-18 year old NEET by Vulnerable Group	Oct-15	Sep-15	Aug-15	Jul-15	Jun-15	May-15	Apr-15	Mar-15	Feb-15	Jan-15	Dec-14	Nov-14	Oct-14
Children in Care	18	20	22	22	24	24	23	20	20	19	18	19	15
subset CIC resp. not known	0	0	0	0									
subset CIC KCC responsibility	17	17	19	19									
subset CIC OOC responsibility	1	3	3	3									
Caring for own child	21	23	43	44	41	41	41	39	39	38	35	32	27
Asylum seeker	1	0	0	0	0	0	0	0	0	0	0	0	0
Carer not own child	3	4	6	5	5	5	6	5	4	3	3	2	1
Substance Misuse	3	3	2	2	1	1	1	1	1	2	2	2	1
Care Leaver	2	2	7	7	6	6	7	7	7	6	6	5	6
subset CL resp. not known	0	0	0	0									
subset CL KCC responsibility	1	1	6	6									
subset CL OOC responsibility	1	1	1	1									
Supervised by YOT	18	18	17	17	15	16	19	18	18	20	19	14	12
Pregnancy	12	14	24	24	25	24	21	21	20	21	16	15	14
Parent not caring for own child	1	1	2	2	2	2	2	2	1	1	1	0	1
SEND (16-18 year olds)	22	25	31	32	29	29	30	29	26	28	30	25	19
SEND (19+ year olds)	8	9	116	122	121	120	120	120	121	122	122	121	126
Total 16-18 NEET with at least one vulnerable group	80	85	130	130	125	124	123	117	114	115	107	96	83

16-18 year old Not Knowns by Vulnerable Group	Oct-15	Sep-15	Aug-15	Jul-15	Jun-15	May-15	Apr-15	Mar-15	Feb-15	Jan-15	Dec-14	Nov-14	Oct-14
Children in Care	66	99	90	80	24	24	24	23	24	23	23	34	36
subset CIC resp. not known	0	0	0	0									
subset CIC KCC responsibility	42	63	55	48									
subset CIC OOC responsibility	24	36	35	32									
Caring for own child	12	13	20	19	10	9	9	9	9	7	8	10	10
Asylum seeker	1	4	4	3	2	2	2	2	2	2	2	2	4
Carer not own child	1	5	6	5	1	1	1	1	1	2	2	1	2
Substance Misuse	3	5	3	2	0	0	0	0	1	1	0	2	2
Care Leaver	1	1	9	8	3	3	3	3	2	2	2	2	1
subset CL resp. not known	0	0	0	0									
subset CL KCC responsibility	0	0	8	7									
subset CL OOC responsibility	1	1	1	1									
Supervised by YOT	17	21	15	11	4	4	2	3	2	0	1	15	15
Pregnancy	3	4	10	8	4	4	4	2	3	3	2	2	2
Parent not caring for own child	0	0	0	0	0	0	0	0	0	0	0	0	0
SEND (16-18 year olds)	100	223	169	158	45	46	46	46	45	46	48	60	67
SEND (19+ year olds)	41	53	330	327	306	307	303	295	295	295	292	288	293
Total not known with at least one vulnerable group	163	320	271	246	74	74	75	72	75	72	74	103	111

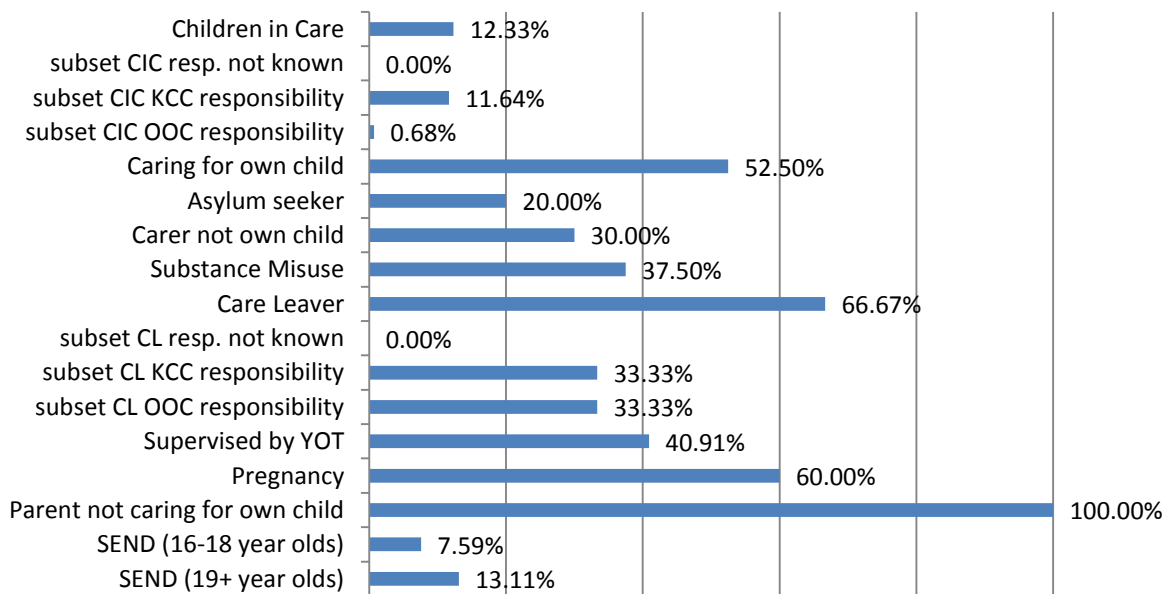
16-18 Year old NEET Leavers & Joiners	Aged 16	Aged 17	Aged 18	16-18 Total	Aged 19
Leaving NEET Total	2	18	27	47	18
Education	1	6	10	17	1
Employment	0	6	13	19	0
Government supported training	1	6	3	10	0
Re-engagement Provision	0	0	0	0	0
Transfer to another LA	0	0	0	0	0
Age reached where no active record required	0	0	0	0	17
Left England so no longer active record	0	0	0	0	0
Found to be a duplicate record	0	0	0	0	0
Deceased	0	0	0	0	0
Custodial Sentence	0	0	0	0	0
Cannot Be Contacted	0	0	1	1	0
Refused to disclose activity	0	0	0	0	0
Unknown Activity	0	0	0	0	0
Other Reason	0	0	0	0	0
Joining NEET Total	6	9	6	21	2
Education	0	1	0	1	0
Employment	0	1	0	1	0
Training	0	0	0	0	0
Re-engagement Provision	0	0	0	0	0
From other area	0	0	0	0	0
Other (inc custodial sentence)	6	7	6	19	2
Joiners>Leavers	-4	9	21	26	16

16-18 Year Old NEET Labour Market Summary	No	%
Available:		
Working not for reward	1	0.60%
Not yet ready for work or learning	14	8.43%
Start Date agreed (other)	3	1.81%
Start Date agreed (RPA compliant)	4	2.41%
Seeking EET	144	86.75%
Available Total	166	100%
Unavailable:		
Young carers	2	4.65%
Teenage parents	20	46.51%
Illness	16	37.21%
Pregnancy	5	11.63%
Religious grounds	0	0.00%
Unlikely to be economically active	0	0.00%
Other reason	0	0.00%
Unavailable Total	43	100%

NEET Leavers and Joiners



% of Vulnerable Cohorts who are NEET



Education and Young People's Services Performance Management

NEET Monthly Report - Tonbridge & Malling

16-18 year old cohort by Vulnerable Group	Oct-15	Sep-15	Aug-15	Jul-15	Jun-15	May-15	Apr-15	Mar-15	Feb-15	Jan-15	Dec-14	Nov-14	Oct-14
Children in Care	35	37	34	34	34	32	32	32	31	31	31	27	27
subset CIC resp. not known	0	0	0	0									
subset CIC KCC responsibility	23	25	24	24									
subset CIC OOC responsibility	12	12	10	10									
Caring for own child	9	9	26	26	25	25	25	26	23	23	19	18	16
Asylum seeker	0	0	0	0	0	0	0	0	0	0	0	0	0
Carer not own child	8	9	11	11	11	11	11	11	10	9	9	9	9
Substance Misuse	3	3	4	4	4	4	4	4	3	3	3	7	7
Care Leaver	0	0	0	0	0	0	0	0	0	0	0	1	1
subset CL resp. not known	0	0	0	0									
subset CL KCC responsibility	0	0	0	0									
subset CL OOC responsibility	0	0	0	0									
Supervised by YOT	11	11	13	13	13	13	11	11	10	10	11	15	16
Pregnancy	5	5	10	10	11	11	11	11	12	13	12	12	10
Parent not caring for own child	1	1	1	1	1	1	1	1	1	1	0	0	0
SEND (16-18 year olds)	165	164	138	138	138	139	139	139	141	141	142	140	142
SEND (19+ year olds)	39	40	273	273	273	273	273	273	273	275	275	275	275
Total 16-18 cohort with at least one vulnerable group	218	219	214	214	214	212	211	212	210	210	208	210	208

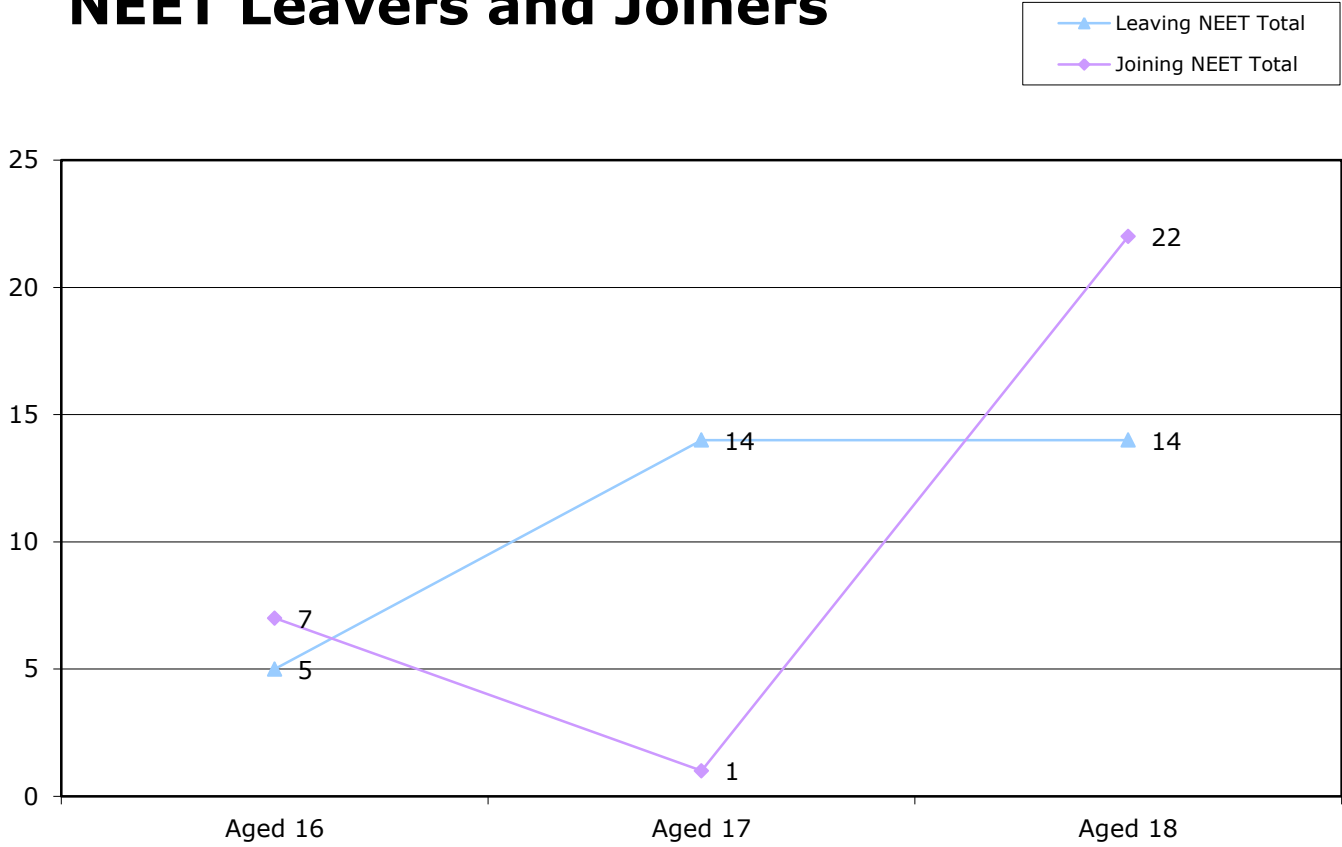
16-18 year old NEET by Vulnerable Group	Oct-15	Sep-15	Aug-15	Jul-15	Jun-15	May-15	Apr-15	Mar-15	Feb-15	Jan-15	Dec-14	Nov-14	Oct-14
Children in Care	2	3	4	5	4	2	1	1	0	0	1	0	0
subset CIC resp. not known	0	0	0	0									
subset CIC KCC responsibility	2	3	4	5									
subset CIC OOC responsibility	0	0	0	0									
Caring for own child	8	9	21	21	20	20	20	21	18	19	15	14	12
Asylum seeker	0	0	0	0	0	0	0	0	0	0	0	0	0
Carer not own child	1	1	3	4	4	4	3	3	3	2	2	2	2
Substance Misuse	0	0	0	0	0	1	1	1	0	0	0	0	0
Care Leaver	0	0	0	0	0	0	0	0	0	0	0	0	0
subset CL resp. not known	0	0	0	0									
subset CL KCC responsibility	0	0	0	0									
subset CL OOC responsibility	0	0	0	0									
Supervised by YOT	4	5	7	6	6	7	6	6	3	4	4	4	3
Pregnancy	5	5	9	9	10	10	10	10	11	12	10	9	7
Parent not caring for own child	0	0	0	0	0	1	1	1	1	1	0	0	0
SEND (16-18 year olds)	8	11	14	13	13	12	11	11	11	10	8	7	6
SEND (19+ year olds)	4	4	52	51	49	48	48	48	48	49	49	49	50
Total 16-18 NEET with at least one vulnerable group	26	32	52	52	51	50	48	49	43	43	37	34	27

16-18 year old Not Knowns by Vulnerable Group	Oct-15	Sep-15	Aug-15	Jul-15	Jun-15	May-15	Apr-15	Mar-15	Feb-15	Jan-15	Dec-14	Nov-14	Oct-14
Children in Care	19	27	21	18	8	9	10	8	7	7	7	8	9
subset CIC resp. not known	0	0	0	0									
subset CIC KCC responsibility	10	15	13	11									
subset CIC OOC responsibility	9	12	8	7									
Caring for own child	0	0	5	3	2	2	1	1	1	1	1	1	1
Asylum seeker	0	0	0	0	0	0	0	0	0	0	0	0	0
Carer not own child	2	6	5	4	1	1	1	0	0	0	0	0	1
Substance Misuse	1	2	3	2	1	1	1	1	1	1	0	4	4
Care Leaver	0	0	0	0	0	0	0	0	0	0	0	1	1
subset CL resp. not known	0	0	0	0									
subset CL KCC responsibility	0	0	0	0									
subset CL OOC responsibility	0	0	0	0									
Supervised by YOT	2	3	3	2	1	0	0	0	0	0	0	4	3
Pregnancy	0	0	1	0	0	0	0	0	0	0	1	1	1
Parent not caring for own child	0	0	0	0	0	0	0	0	0	0	0	0	0
SEND (16-18 year olds)	35	92	62	55	16	17	18	16	18	20	25	28	35
SEND (19+ year olds)	23	35	209	207	197	197	197	187	188	189	192	193	196
Total not known with at least one vulnerable group	51	119	91	79	27	27	27	23	24	26	31	41	49

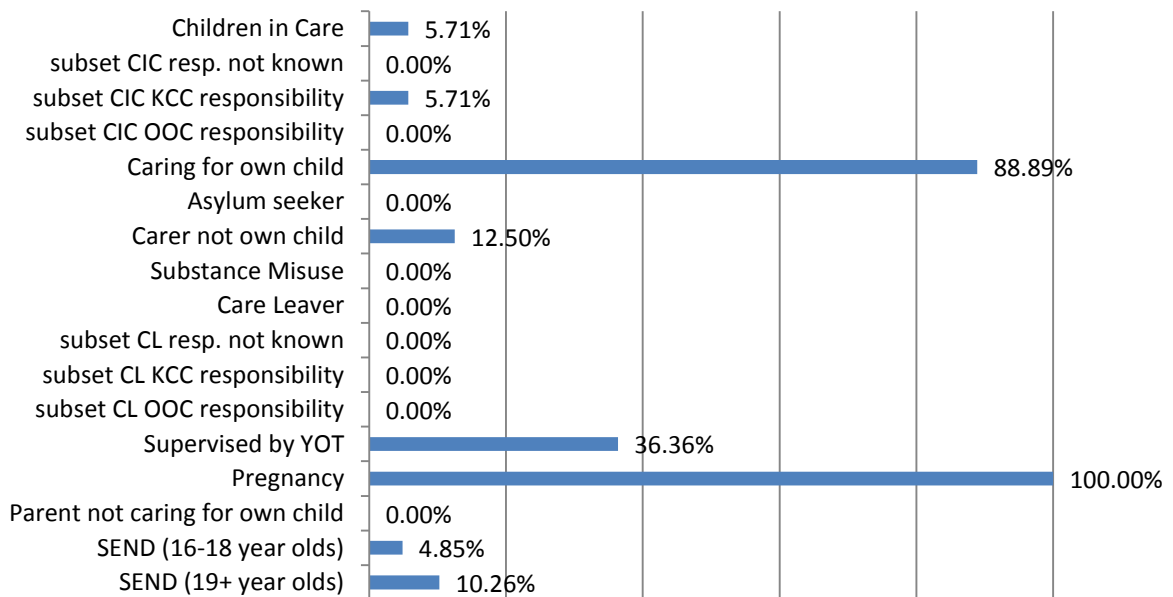
16-18 Year old NEET Leavers & Joiners	Aged 16	Aged 17	Aged 18	16-18 Total	Aged 19
Leaving NEET Total	5	14	14	33	11
Education	2	10	7	19	3
Employment	1	2	5	8	0
Government supported training	2	1	1	4	0
Re-engagement Provision	0	0	0	0	0
Transfer to another LA	0	0	0	0	0
Age reached where no active record required	0	0	0	0	8
Left England so no longer active record	0	0	0	0	0
Found to be a duplicate record	0	0	0	0	0
Deceased	0	0	0	0	0
Custodial Sentence	0	0	0	0	0
Cannot Be Contacted	0	0	0	0	0
Refused to disclose activity	0	0	0	0	0
Unknown Activity	0	0	0	0	0
Other Reason	0	1	1	2	0
Joining NEET Total	7	1	22	30	2
Education	0	0	0	0	0
Employment	0	1	0	1	0
Training	0	0	0	0	0
Re-engagement Provision	0	0	0	0	0
From other area	0	0	0	0	0
Other (inc custodial sentence)	7	0	22	29	2
Joiners>Leavers	-2	13	-8	3	9

16-18 Year Old NEET Labour Market Summary	No	%
Available:		
Working not for reward	7	5.26%
Not yet ready for work or learning	4	3.01%
Start Date agreed (other)	3	2.26%
Start Date agreed (RPA compliant)	0	0.00%
Seeking EET	119	89.47%
Available Total	133	100%
Unavailable:		
Young carers	0	0.00%
Teenage parents	7	36.84%
Illness	7	36.84%
Pregnancy	4	21.05%
Religious grounds	0	0.00%
Unlikely to be economically active	1	5.26%
Other reason	0	0.00%
Unavailable Total	19	100%

NEET Leavers and Joiners



% of Vulnerable Cohorts who are NEET



Education and Young People's Services Performance Management

NEET Monthly Report - Tunbridge Wells

16-18 year old cohort by Vulnerable Group	Oct-15	Sep-15	Aug-15	Jul-15	Jun-15	May-15	Apr-15	Mar-15	Feb-15	Jan-15	Dec-14	Nov-14	Oct-14
Children in Care	14	14	20	19	19	19	18	18	18	19	18	21	20
subset CIC resp. not known	0	0	0	0									
subset CIC KCC responsibility	12	11	18	17									
subset CIC OOC responsibility	2	3	2	2									
Caring for own child	8	8	19	19	19	17	16	15	14	13	9	9	8
Asylum seeker	5	0	4	4	4	4	4	4	4	4	4	4	4
Carer not own child	6	5	6	6	6	5	5	5	4	4	4	6	6
Substance Misuse	3	3	4	4	4	4	4	4	4	4	4	5	4
Care Leaver	2	2	6	6	6	6	6	6	5	5	5	5	5
subset CL resp. not known	0	0	0	0									
subset CL KCC responsibility	1	1	4	4									
subset CL OOC responsibility	1	1	2	2									
Supervised by YOT	15	15	17	16	16	16	16	16	16	16	16	19	20
Pregnancy	8	7	10	10	10	10	9	8	10	10	10	9	9
Parent not caring for own child	1	1	2	2	2	2	2	2	2	2	2	2	2
SEND (16-18 year olds)	133	129	139	140	140	139	138	136	137	137	135	138	141
SEND (19+ year olds)	39	43	225	227	227	227	227	227	227	227	227	227	227
Total 16-18 cohort with at least one vulnerable group	180	169	204	203	203	199	196	192	191	190	184	190	194

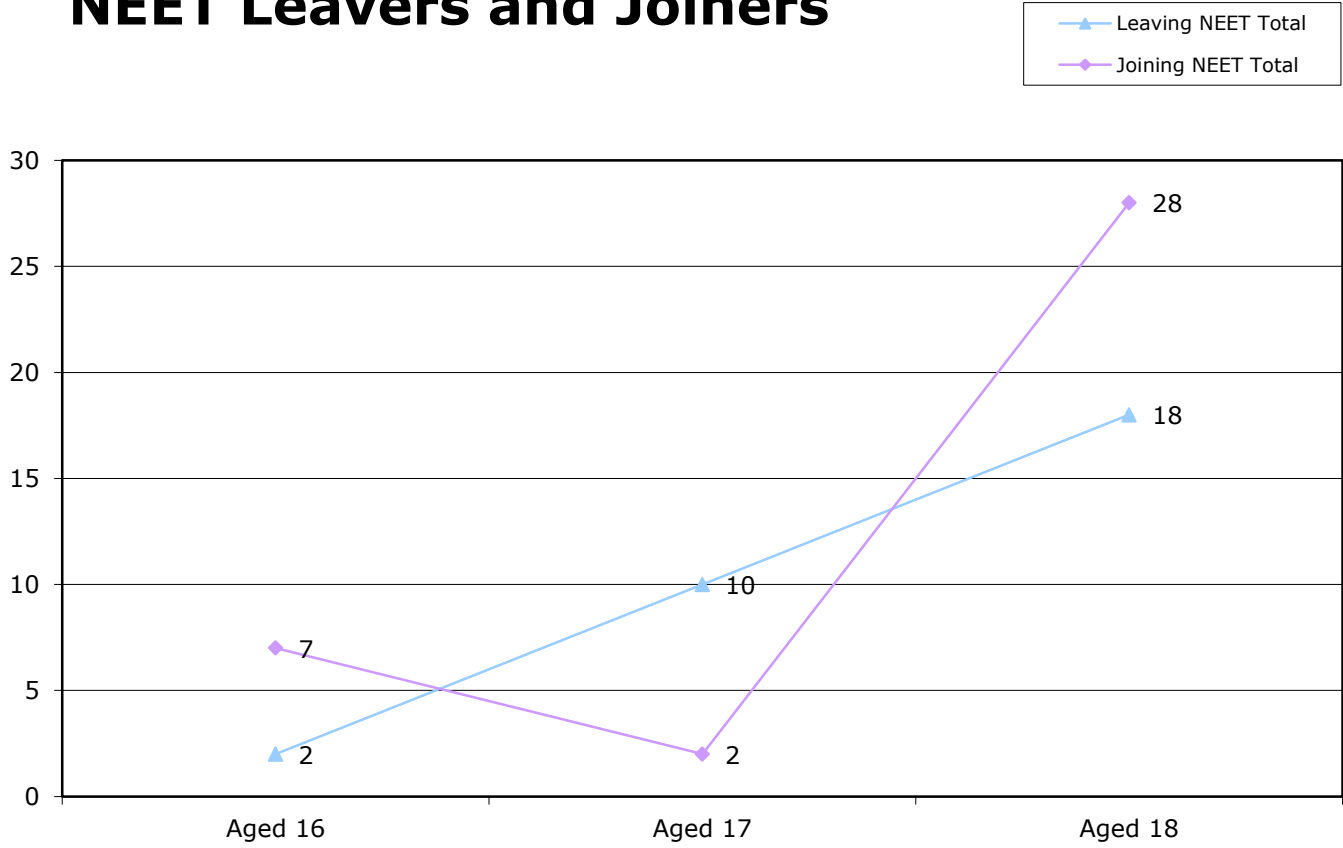
16-18 year old NEET by Vulnerable Group	Oct-15	Sep-15	Aug-15	Jul-15	Jun-15	May-15	Apr-15	Mar-15	Feb-15	Jan-15	Dec-14	Nov-14	Oct-14
Children in Care	5	4	4	3	2	3	1	1	0	1	0	0	0
subset CIC resp. not known	0	0	0	0									
subset CIC KCC responsibility	4	3	3	2									
subset CIC OOC responsibility	1	1	1	1									
Caring for own child	7	7	16	16	16	15	14	13	12	11	7	7	6
Asylum seeker	0	0	0	0	0	0	0	0	0	0	0	0	0
Carer not own child	1	1	1	1	2	1	1	2	1	1	1	1	1
Substance Misuse	2	2	2	2	2	2	2	2	1	1	1	1	0
Care Leaver	2	2	5	5	5	5	5	5	4	4	4	3	3
subset CL resp. not known	0	0	0	0									
subset CL KCC responsibility	1	1	3	3									
subset CL OOC responsibility	1	1	2	2									
Supervised by YOT	6	6	8	7	6	6	5	5	3	3	3	2	1
Pregnancy	5	4	6	6	6	6	6	6	7	7	7	6	6
Parent not caring for own child	0	0	0	0	0	0	0	0	0	0	0	0	0
SEND (16-18 year olds)	9	10	12	12	11	12	8	7	6	6	6	5	5
SEND (19+ year olds)	4	4	33	34	33	33	32	32	31	31	31	30	30
Total 16-18 NEET with at least one vulnerable group	30	29	45	43	42	41	38	35	30	29	25	21	20

16-18 year old Not Knowns by Vulnerable Group	Oct-15	Sep-15	Aug-15	Jul-15	Jun-15	May-15	Apr-15	Mar-15	Feb-15	Jan-15	Dec-14	Nov-14	Oct-14
Children in Care	5	10	8	7	2	2	2	2	3	2	2	7	8
subset CIC resp. not known	0	0	0	0									
subset CIC KCC responsibility	4	8	7	7									
subset CIC OOC responsibility	1	2	1	0									
Caring for own child	1	1	2	2	1	1	1	0	0	0	0	0	0
Asylum seeker	0	0	2	2	0	0	0	0	0	0	0	0	0
Carer not own child	1	2	1	1	0	0	0	0	0	0	0	2	2
Substance Misuse	1	1	2	1	1	1	1	0	0	0	0	2	2
Care Leaver	0	0	1	1	1	1	1	0	0	0	0	1	1
subset CL resp. not known	0	0	0	0									
subset CL KCC responsibility	0	0	1	1									
subset CL OOC responsibility	0	0	0	0									
Supervised by YOT	5	8	6	5	1	2	2	1	0	0	0	5	6
Pregnancy	3	3	2	1	0	0	0	0	0	0	1	2	2
Parent not caring for own child	0	1	2	2	1	1	1	0	0	0	0	0	0
SEND (16-18 year olds)	36	80	51	50	21	21	19	20	19	21	22	30	39
SEND (19+ year olds)	20	36	183	181	182	182	179	165	166	152	151	153	156
Total not known with at least one vulnerable group	47	99	69	66	24	25	23	22	21	22	24	41	51

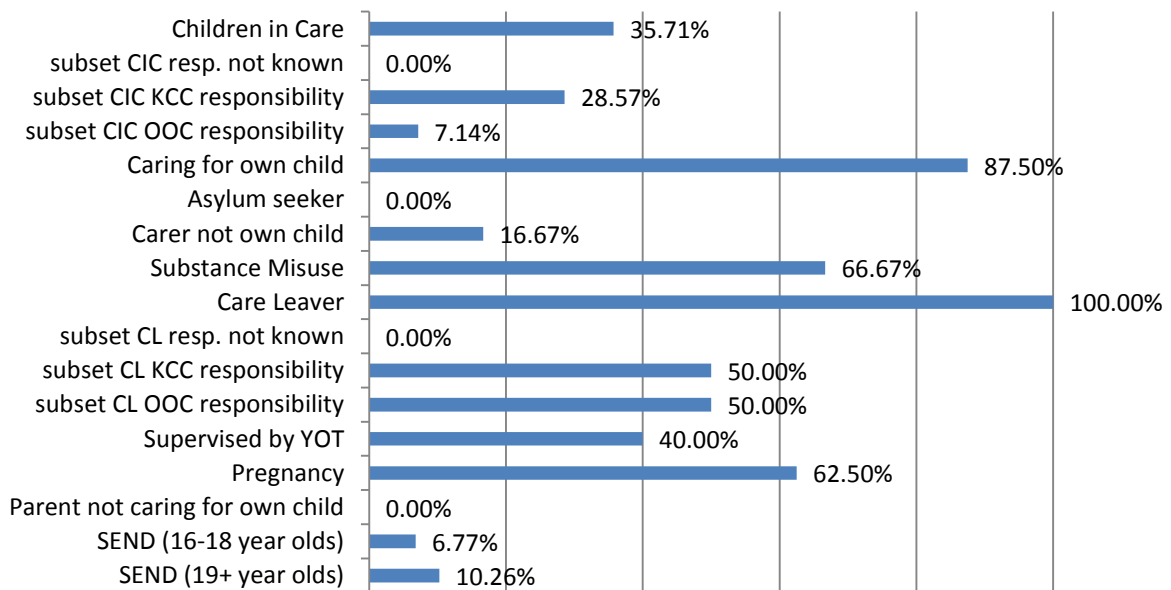
16-18 Year old NEET Leavers & Joiners	Aged 16	Aged 17	Aged 18	16-18 Total	Aged 19
Leaving NEET Total	2	10	18	30	4
Education	2	7	4	13	1
Employment	0	2	12	14	0
Government supported training	0	1	1	2	0
Re-engagement Provision	0	0	0	0	0
Transfer to another LA	0	0	0	0	0
Age reached where no active record required	0	0	0	0	3
Left England so no longer active record	0	0	0	0	0
Found to be a duplicate record	0	0	0	0	0
Deceased	0	0	0	0	0
Custodial Sentence	0	0	0	0	0
Cannot Be Contacted	0	0	0	0	0
Refused to disclose activity	0	0	0	0	0
Unknown Activity	0	0	0	0	0
Other Reason	0	0	1	1	0
Joining NEET Total	7	2	28	37	0
Education	0	0	0	0	0
Employment	0	0	1	1	0
Training	0	0	0	0	0
Re-engagement Provision	0	0	0	0	0
From other area	0	0	0	0	0
Other (inc custodial sentence)	7	2	27	36	0
Joiners>Leavers	-5	8	-10	-7	4

16-18 Year Old NEET Labour Market Summary	No	%
Available:		
Working not for reward	5	3.52%
Not yet ready for work or learning	11	7.75%
Start Date agreed (other)	1	0.70%
Start Date agreed (RPA compliant)	2	1.41%
Seeking EET	123	86.62%
Available Total	142	100%
Unavailable:		
Young carers	0	0.00%
Teenage parents	4	33.33%
Illness	6	50.00%
Pregnancy	2	16.67%
Religious grounds	0	0.00%
Unlikely to be economically active	0	0.00%
Other reason	0	0.00%
Unavailable Total	12	100%

NEET Leavers and Joiners



% of Vulnerable Cohorts who are NEET

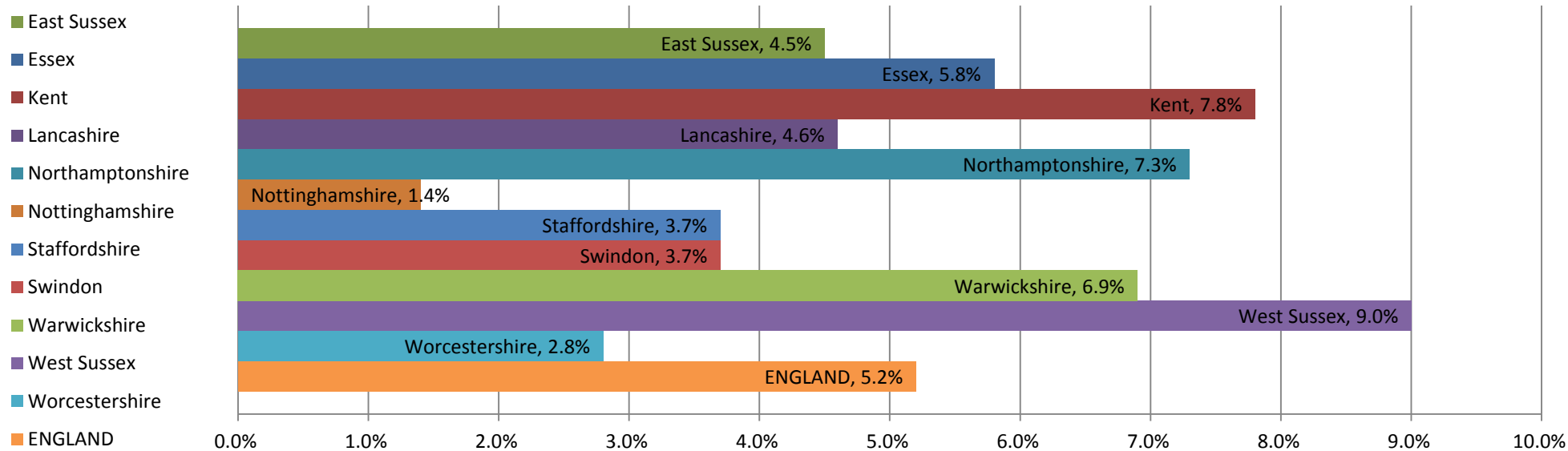


Education and Young People's Services Performance Management
Kent/National/Statistical Neighbours
AS AT 30th September 2015

	NEET		Not known		In learning	
	% Academic Age16-18s NEET	% change over last 12 months	% Academic Age16-18s NK	% change over last 12 months	% Academic Age16-18s in learning	% change over last 12 months
ENGLAND	5.2%	-10.3%	39.8%	-3.2%	54.9%	2.7%

Name	NEET Ranked Position	Academic Age16-18 (Y12-Y14) NEET %	Y12 NEET%	Y13 NEET%	Y14 NEET%	N/K Ranked Position	Academic Age 16 - 18 (Y12-Y14) NK %	Y12 NK%	Y13 NK%	Y14 NK%	Academic Age 16 - 18 (Y12-14) In Learning %	Y12 In Learning %	Y13 In Learning %	Y14 In Learning %
Kent	10	7.8%	1.2%	6.4%	19.1%	9	51.7%	44.4%	44.6%	65.7%	40.4%	54.8%	50.3%	16.9%
East Sussex	5	4.5%	2.1%	4.0%	8.1%	2	14.7%	5.9%	9.4%	28.3%	76.4%	91.7%	84.8%	53.9%
Essex	7	5.8%	3.0%	4.7%	9.7%	7	34.0%	25.8%	11.4%	64.5%	58.8%	72.8%	81.7%	22.3%
Lancashire	6	4.6%	2.0%	3.5%	7.2%	5	28.0%	56.1%	7.7%	21.0%	66.8%	42.7%	87.8%	69.4%
Northamptonshire	9	7.3%	1.7%	8.1%	10.1%	8	50.2%	33.1%	52.3%	65.0%	43.3%	65.5%	41.4%	23.4%
Nottinghamshire	1	1.4%	0.7%	1.5%	2.0%	1	12.3%	6.4%	11.5%	18.6%	86.0%	92.7%	87.0%	78.8%
Staffordshire	3	3.7%	1.5%	3.3%	8.8%	4	27.4%	6.7%	12.9%	61.1%	67.3%	91.4%	82.1%	30.1%
Swindon	3	3.7%	1.1%	2.2%	13.5%	6	28.6%	6.8%	13.7%	65.1%	66.6%	91.8%	82.3%	26.0%
Warwickshire	8	6.9%	1.4%	6.3%	10.4%	10	59.6%	41.3%	52.0%	82.4%	37.1%	57.7%	45.0%	12.1%
West Sussex	11	9.0%	0.8%	5.1%	22.1%	11	74.5%	74.1%	72.3%	77.4%	22.6%	25.7%	26.0%	16.0%
Worcestershire	2	2.8%	1.6%	2.4%	4.9%	3	18.4%	4.7%	10.6%	38.7%	76.2%	93.4%	84.8%	52.0%
Mean Indicator for Statistical neighbours		5.0%	1.6%	4.1%	9.7%		34.8%	26.1%	25.4%	52.2%	60.1%	72.5%	70.3%	38.4%

Statistical Neighbours NEETs September 2015



Statistical Neighbours Not Knowns September 2015

