

Education and Young People's Services

Young People Not in Education, Employment or Training (NEET)

Monthly Report - May 2014

Produced by: Management Information Unit, KCC

Publication Date: 10th June 2014

The figures are based on the monthly submission made to DfE via NCCIS for Kent County Council . Academic age is the age of the young person on 31st August (i.e.: prior to the start of the academic year). The figures include all 16 -18 year olds based on academic age with a Kent County Council area postcode as their primary address.



Executive Summary

Summary

Participation is up on the last month, with 92.77% of 16 year olds and 83.22% of 17 year olds participating.

The NEET cohort has reduced in terms of numbers over the last 3 months: March 2867, April 2801, May 2776. This is a reduction of 3.2% since March 2014.

The level of Not Knowns has risen. This is partly due to a seasonal pattern of lapsed statuses towards the end of the academic year that occurs in all LAs. The increase in Not Knowns impacts the NEET percentages as a number of Not Knowns are apportioned into the NEET percentages according to DfE methodology.

Not Knowns in Kent are 1% below the England average and Kent is ranked 4th amongst our statistical neighbours.

Context

The management of the tracking process has changed significantly since April 2014 and is being led with reduced resources. Elements of the process are still being embedded and others are in the planning phase.

Work is overseen by KCC's Tracking Board, a group that leads process developments and seeks continuous improvement.

Progress to date

A number of bulk updates have been made to the system to reduce the number of Not Knowns. Although the number of Not Knowns remains high the majority are in year 14 and will leave the cohort at the end of August. Work with this age group is focusing on the vulnerable groups.

Significant progress is being made with data cleanse routines and this will impact positively on NEET figures for June 2014.

Work is underway to review processes for data collection, verification and input/import into the IYSS database to improve accuracy and to ensure the number of Not Knowns is as low as possible, in order to reduce as much as possible the amount of individual tracking required..

Planned activity

Further reviews of our processes are planned, utilising external expertise wherever possible in order to learn from the experiences of other local authorities.

Additional resource is proposed to support the tracking process and ensure the database can appropriately inform targeted work with young people.

To support Kent young people out of NEET, the first KIAS Re-engage programmes will be underway this summer in all districts. The programme will provide young people with a single point of access to the range of opportunities available from training providers, employers and other KCC partners. It will include accredited learning and employability skills, tailored to the individual needs of participants. The target for the first wave of Re-engage is to support 10% of the NEET cohort with a target of 80% retention and progression for 75% on programme. 85% of places will be for those young people in the NEET cohort and up to 15% of places on the programme will be for those leaving education and identified by schools/colleges as being 'at risk' of NEET.

Targeted work for teenage parents is also being developed in Kent children centres.

KIAS is working with partners to significantly reduce the number of Looked After Children in the NEET cohort and provide support for long term NEETs aged 18 and 19 years old.

Education and Young People's Services Performance Management

NEET Monthly Report - Kent

| 16-18 year old NEET Summary | Total Cohort 16-18 | No. NEET 16-18 | % NEET 16-18 | NEET Target 16-18 | Diff from target | % NEET Age 16 | % NEET Age 17 | % NEET Age 18 | Not knows | | | | |
|-----------------------------|--------------------|----------------|--------------|-------------------|------------------|---------------|---------------|---------------|-------------|-------------|-------------|-------|-------------|
| | | | | | | | | | Acad age 16 | Acad age 17 | Acad age 18 | Total | % of cohort |
| Kent | 51,660 | 2,776 | 6.12% | 5.30% | 0.82% | 3.40% | 6.07% | 9.19% | 554 | 1,280 | 3,433 | 5,267 | 10.20% |
| Ashford | 4,598 | 236 | 5.76% | 4.46% | 1.30% | 3.86% | 5.67% | 7.81% | 39 | 96 | 248 | 383 | 8.33% |
| Canterbury | 4,749 | 211 | 5.00% | 4.33% | 0.67% | 2.91% | 5.42% | 6.94% | 31 | 96 | 249 | 376 | 7.92% |
| Dartford | 3,447 | 177 | 5.99% | 5.39% | 0.60% | 2.71% | 6.25% | 9.28% | 50 | 99 | 271 | 420 | 12.18% |
| Dover | 3,931 | 285 | 7.89% | 5.92% | 1.97% | 4.17% | 6.97% | 12.78% | 32 | 69 | 205 | 306 | 7.78% |
| Gravesham | 3,948 | 230 | 6.76% | 5.34% | 1.42% | 4.17% | 6.06% | 10.56% | 48 | 113 | 340 | 501 | 12.69% |
| Maidstone | 5,346 | 261 | 5.63% | 5.29% | 0.34% | 3.21% | 4.97% | 8.96% | 56 | 165 | 350 | 571 | 10.68% |
| Sevenoaks | 3,374 | 107 | 3.72% | 3.48% | 0.24% | 1.83% | 3.89% | 5.53% | 44 | 62 | 204 | 310 | 9.19% |
| Shepway | 3,823 | 235 | 7.09% | 6.43% | 0.66% | 3.52% | 7.65% | 10.50% | 60 | 118 | 289 | 467 | 12.22% |
| Swale | 5,259 | 333 | 7.25% | 6.45% | 0.80% | 4.21% | 8.16% | 9.70% | 69 | 146 | 400 | 615 | 11.69% |
| Thanet | 5,044 | 377 | 8.12% | 7.40% | 0.72% | 4.25% | 7.85% | 13.00% | 48 | 95 | 264 | 407 | 8.07% |
| Tonbridge & Malling | 4,372 | 174 | 4.77% | 3.54% | 1.23% | 2.62% | 4.93% | 7.14% | 34 | 116 | 391 | 541 | 12.37% |
| Tunbridge Wells | 3,769 | 150 | 4.67% | 3.50% | 1.17% | 2.52% | 4.36% | 7.35% | 43 | 105 | 222 | 370 | 9.82% |

| 16-18 year old NEET % Trends | May-14 | Apr-14 | Mar-14 | Feb-14 | Jan-14 | Dec-13 | Nov-13 | Oct-13 | Sep-13 | Aug-13 | Jul-13 | Jun-13 | May-13 |
|------------------------------|--------|--------|--------|--------|--------|--------|--------|--------|--------|--------|--------|--------|--------|
| Kent | 6.12 | 6.05 | 5.95 | 5.82 | 5.86 | 5.89 | 5.76 | 5.73 | 14.79 | 7.08 | 6.73 | 6.06 | 5.99 |
| Ashford | 5.76 | 5.63 | 5.46 | 5.37 | 5.22 | 5.27 | 5.11 | 5.16 | 12.92 | 6.62 | 6.17 | 5.60 | 5.55 |
| Canterbury | 5.00 | 4.89 | 5.10 | 4.99 | 5.24 | 5.44 | 5.16 | 4.39 | 18.10 | 6.34 | 6.04 | 5.32 | 5.26 |
| Dartford | 5.99 | 5.99 | 5.76 | 5.48 | 5.80 | 6.00 | 5.89 | 6.99 | 13.33 | 6.87 | 6.50 | 5.91 | 5.90 |
| Dover | 7.89 | 7.94 | 7.53 | 7.19 | 7.07 | 7.09 | 7.00 | 6.39 | 13.05 | 7.71 | 7.42 | 6.92 | 6.71 |
| Gravesham | 6.76 | 6.67 | 6.50 | 6.45 | 6.35 | 6.61 | 6.25 | 7.77 | 20.33 | 6.57 | 6.60 | 5.78 | 5.73 |
| Maidstone | 5.63 | 5.64 | 5.46 | 5.34 | 5.41 | 5.17 | 4.84 | 4.95 | 9.15 | 6.11 | 5.70 | 4.98 | 5.06 |
| Sevenoaks | 3.72 | 3.74 | 3.76 | 3.74 | 4.09 | 4.53 | 4.53 | 5.25 | 14.64 | 4.68 | 4.33 | 3.66 | 3.71 |
| Shepway | 7.09 | 7.00 | 7.20 | 6.94 | 7.34 | 6.97 | 7.04 | 5.60 | 16.85 | 9.02 | 8.54 | 7.68 | 7.71 |
| Swale | 7.25 | 7.04 | 7.06 | 6.83 | 6.75 | 6.88 | 6.91 | 7.09 | 15.80 | 9.09 | 8.68 | 7.60 | 7.53 |
| Thanet | 8.12 | 8.45 | 8.19 | 8.08 | 8.09 | 7.89 | 7.79 | 7.19 | 21.49 | 10.57 | 10.08 | 9.70 | 9.46 |
| Tonbridge & Malling | 4.77 | 4.44 | 4.40 | 4.26 | 4.18 | 4.24 | 4.05 | 4.40 | 15.67 | 5.51 | 5.31 | 4.63 | 4.45 |
| Tunbridge Wells | 4.67 | 4.39 | 4.17 | 4.28 | 4.02 | 4.03 | 3.63 | 3.81 | 10.56 | 4.87 | 4.57 | 4.06 | 4.07 |

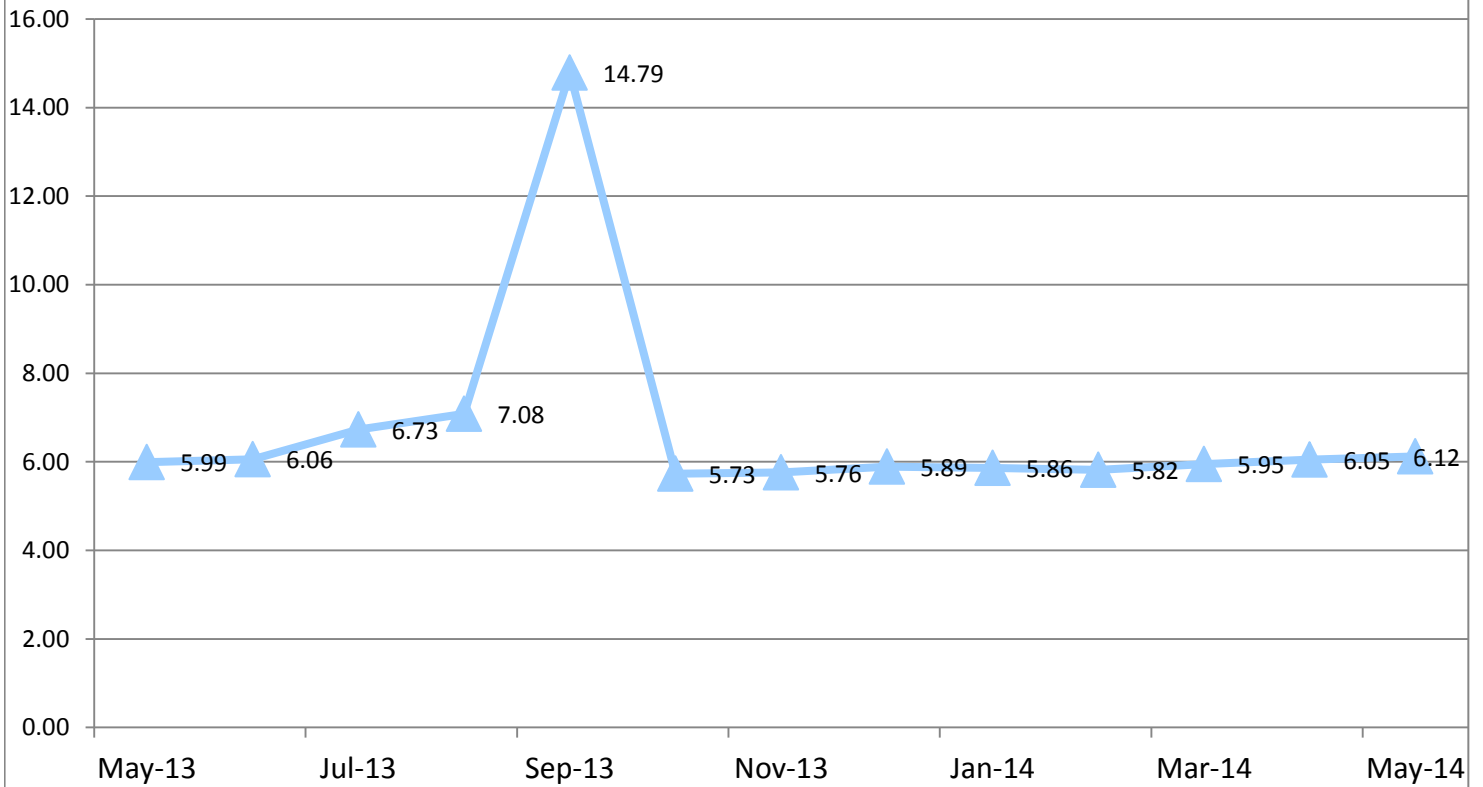
| 16-18 year old Not Known % Trends | May-14 | Apr-14 | Mar-14 | Feb-14 | Jan-14 | Dec-13 | Nov-13 | Oct-13 | Sep-13 | Aug-13 | Jul-13 | Jun-13 | May-13 |
|-----------------------------------|--------|--------|--------|--------|--------|--------|--------|--------|--------|--------|--------|--------|--------|
| Kent | 10.20 | 8.67 | 5.80 | 4.69 | 4.60 | 6.60 | 14.06 | 27.56 | 77.67 | 11.70 | 11.65 | 2.70 | 2.37 |
| Ashford | 8.33 | 7.57 | 3.67 | 2.45 | 2.02 | 4.33 | 10.25 | 22.39 | 74.34 | 15.88 | 14.44 | 2.67 | 2.42 |
| Canterbury | 7.92 | 5.48 | 3.11 | 2.25 | 1.97 | 2.70 | 5.91 | 16.39 | 88.03 | 11.40 | 11.44 | 2.89 | 2.58 |
| Dartford | 12.18 | 11.20 | 9.18 | 9.04 | 8.42 | 13.34 | 36.11 | 53.55 | 82.14 | 11.63 | 11.44 | 1.57 | 1.27 |
| Dover | 7.78 | 6.95 | 1.63 | 0.84 | 0.89 | 1.40 | 2.01 | 18.11 | 69.16 | 4.43 | 9.32 | 0.88 | 0.73 |
| Gravesham | 12.69 | 12.33 | 10.06 | 8.95 | 9.50 | 14.73 | 24.28 | 44.19 | 85.96 | 12.70 | 12.03 | 4.44 | 3.26 |
| Maidstone | 10.68 | 9.10 | 6.70 | 5.15 | 4.81 | 7.26 | 18.11 | 29.12 | 69.22 | 14.88 | 13.53 | 2.24 | 2.35 |
| Sevenoaks | 9.19 | 8.45 | 6.58 | 5.69 | 7.43 | 9.98 | 26.86 | 39.64 | 84.93 | 10.68 | 10.66 | 1.56 | 1.24 |
| Shepway | 12.22 | 11.18 | 8.09 | 6.70 | 5.96 | 7.39 | 11.78 | 21.10 | 73.88 | 10.31 | 10.83 | 2.22 | 1.83 |
| Swale | 11.69 | 8.06 | 4.84 | 3.05 | 2.28 | 3.34 | 7.03 | 20.81 | 71.04 | 13.00 | 12.64 | 3.53 | 2.76 |
| Thanet | 8.07 | 6.79 | 3.23 | 2.66 | 2.44 | 3.98 | 7.23 | 16.72 | 77.24 | 10.94 | 10.79 | 4.60 | 4.34 |
| Tonbridge & Malling | 12.37 | 11.05 | 9.00 | 7.77 | 8.54 | 9.71 | 15.29 | 30.18 | 83.42 | 11.40 | 10.97 | 2.54 | 2.59 |
| Tunbridge Wells | 9.82 | 7.40 | 5.36 | 3.99 | 3.56 | 4.62 | 13.45 | 31.96 | 77.75 | 10.86 | 10.33 | 2.38 | 2.07 |

| NEETs based on length of time in NEET | | | | | |
|---------------------------------------|-----------|------------|-------------|-------------|-----------|
| | 0-6 weeks | 7-13 weeks | 14-26 weeks | 27-52 weeks | 52+ weeks |
| Kent | 72 | 100 | 451 | 1337 | 816 |
| Ashford | 11 | 9 | 50 | 110 | 56 |
| Canterbury | 7 | 3 | 31 | 108 | 62 |
| Dartford | 2 | 8 | 28 | 94 | 45 |
| Dover | 8 | 17 | 51 | 136 | 73 |
| Gravesham | 13 | 11 | 28 | 97 | 81 |
| Maidstone | 10 | 12 | 60 | 107 | 72 |
| Sevenoaks | 5 | 0 | 13 | 54 | 35 |
| Shepway | 4 | 13 | 39 | 100 | 79 |
| Swale | 3 | 11 | 48 | 174 | 97 |
| Thanet | 2 | 5 | 53 | 198 | 119 |
| Tonbridge & Malling | 3 | 8 | 22 | 80 | 61 |
| Tunbridge Wells | 4 | 3 | 28 | 79 | 36 |

| Progress RPA - Participating | |
|------------------------------|----------|
| % Age 16 | % Age 17 |
| 92.77% | 83.22% |
| 92.27% | 83.15% |
| 94.51% | 86.17% |
| 92.59% | 81.71% |
| 92.97% | 84.65% |
| 91.91% | 81.83% |
| 93.04% | 83.11% |
| 92.74% | 85.55% |
| 90.90% | 80.76% |
| 91.19% | 79.21% |
| 92.75% | 83.93% |
| 94.53% | 83.45% |
| 93.84% | 85.68% |

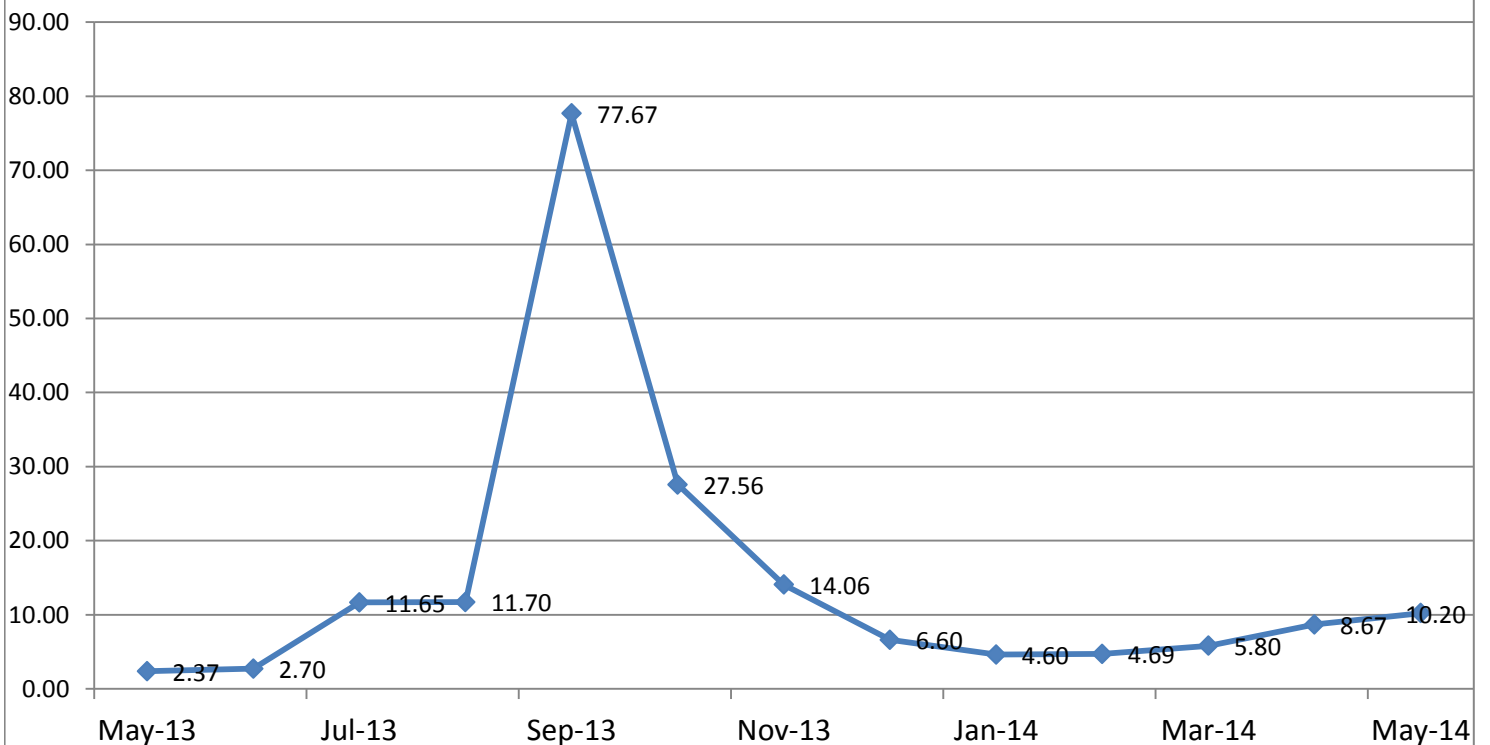
Kent NEET % trends

16-18 year old NEET % Trends



Kent Not Known % trends

16-18 year old Not Known % Trends



Education and Young People's Services Performance Management

NEET Monthly Report - Kent

| 16-18 year old cohort by Vulnerable Group | May-14 | Apr-14 | Mar-14 | Feb-14 | Jan-14 | Dec-13 | Nov-13 | Oct-13 | Sep-13 | Aug-13 | Jul-13 | Jun-13 | May-13 |
|--|---------------|---------------|---------------|---------------|---------------|---------------|---------------|---------------|---------------|---------------|---------------|---------------|---------------|
| Children in Care | 698 | 701 | 699 | 700 | 704 | 706 | 711 | 731 | 736 | 715 | 716 | 718 | 720 |
| Caring for own child | 531 | 530 | 527 | 512 | 502 | 482 | 444 | 409 | 385 | 816 | 767 | 767 | 741 |
| Asylum seeker | 78 | 78 | 78 | 79 | 79 | 83 | 85 | 93 | 93 | 150 | 151 | 151 | 148 |
| Carer not own child | 86 | 86 | 85 | 83 | 84 | 84 | 82 | 80 | 79 | 112 | 111 | 110 | 110 |
| Substance Misuse | 163 | 162 | 161 | 161 | 159 | 160 | 158 | 157 | 156 | 161 | 163 | 161 | 162 |
| Care Leaver | 62 | 63 | 63 | 61 | 60 | 59 | 58 | 56 | 55 | 134 | 135 | 135 | 134 |
| Supervised by YOT | 201 | 204 | 204 | 202 | 197 | 320 | 315 | 322 | 329 | 285 | 281 | 301 | 308 |
| Pregnancy | 184 | 176 | 176 | 179 | 179 | 180 | 183 | 170 | 140 | 190 | 192 | 206 | 211 |
| Parent not caring for own child | 23 | 23 | 23 | 22 | 22 | 21 | 19 | 20 | 20 | 36 | 35 | 35 | 35 |
| SEND (16-18 year olds) | 2099 | 2113 | 2114 | 2112 | 2117 | 2124 | 2119 | 2135 | 2143 | 2104 | 2113 | 2118 | 2117 |
| SEND (19-24 year olds) | 3377 | 3871 | 3464 | 3506 | 3542 | 3595 | 3640 | 3685 | 3728 | 3028 | 3096 | 3158 | 3216 |

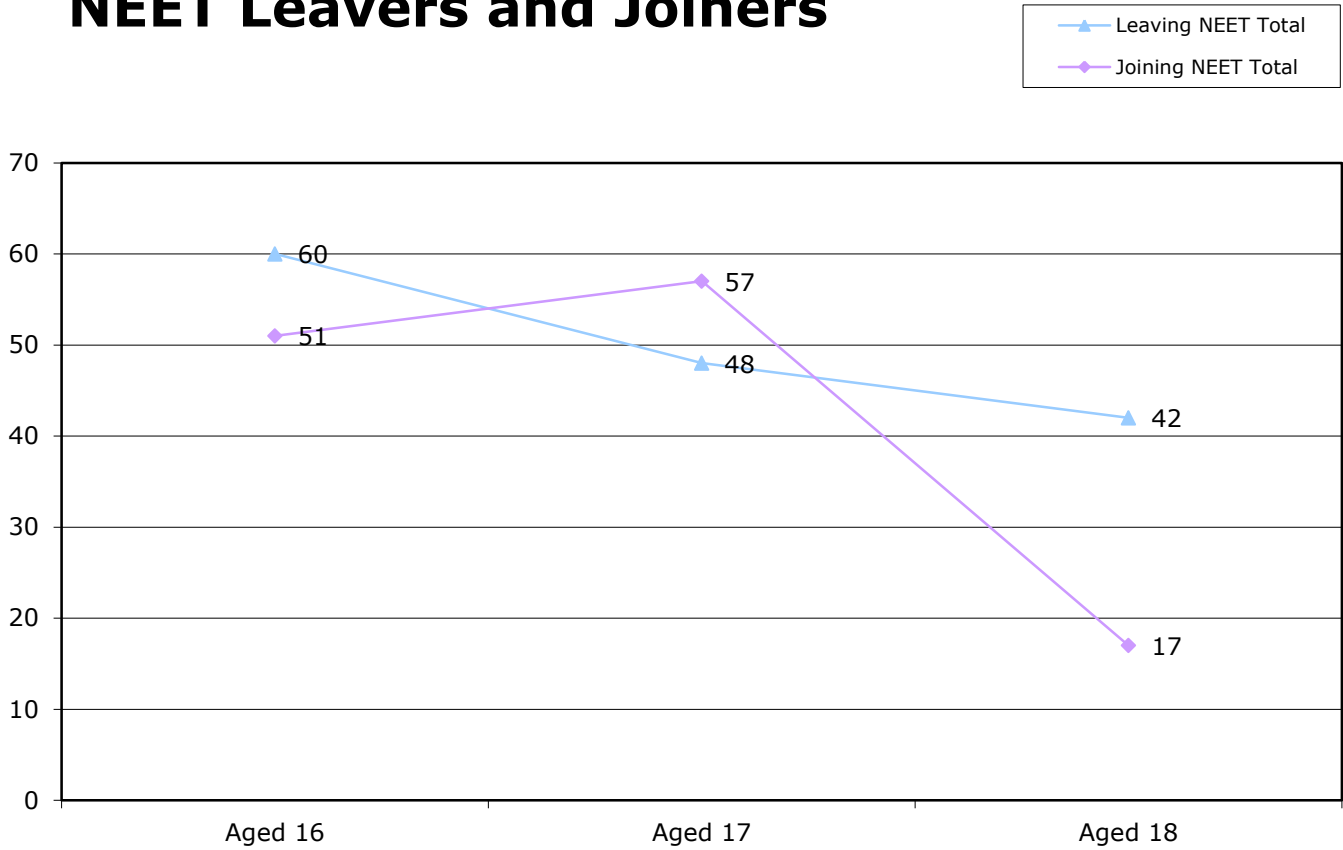
| 16-18 year old NEET by Vulnerable Group | May-14 | Apr-14 | Mar-14 | Feb-14 | Jan-14 | Dec-13 | Nov-13 | Oct-13 | Sep-13 | Aug-13 | Jul-13 | Jun-13 | May-13 |
|--|---------------|---------------|---------------|---------------|---------------|---------------|---------------|---------------|---------------|---------------|---------------|---------------|---------------|
| Children in Care | 154 | 158 | 154 | 147 | 151 | 146 | 130 | 119 | 119 | 151 | 128 | 126 | 123 |
| Caring for own child | 382 | 382 | 383 | 371 | 375 | 354 | 315 | 279 | 265 | 569 | 547 | 531 | 516 |
| Asylum seeker | 4 | 5 | 6 | 5 | 5 | 7 | 6 | 5 | 7 | 9 | 9 | 11 | 11 |
| Carer not own child | 28 | 29 | 28 | 27 | 27 | 28 | 22 | 20 | 19 | 43 | 43 | 41 | 40 |
| Substance Misuse | 60 | 59 | 57 | 54 | 55 | 53 | 49 | 43 | 42 | 58 | 51 | 53 | 52 |
| Care Leaver | 32 | 33 | 33 | 29 | 29 | 25 | 23 | 25 | 23 | 67 | 63 | 67 | 69 |
| Supervised by YOT | 80 | 85 | 79 | 72 | 76 | 111 | 96 | 97 | 100 | 97 | 88 | 93 | 87 |
| Pregnancy | 131 | 121 | 121 | 122 | 126 | 128 | 129 | 112 | 89 | 120 | 122 | 135 | 139 |
| Parent not caring for own child | 12 | 12 | 11 | 12 | 13 | 10 | 8 | 11 | 10 | 19 | 17 | 17 | 19 |
| SEND (16-18 year olds) | 252 | 258 | 258 | 249 | 244 | 233 | 215 | 190 | 170 | 290 | 263 | 270 | 262 |
| SEND (19-24 year olds) | 748 | 822 | 760 | 765 | 772 | 777 | 779 | 788 | 826 | 702 | 713 | 711 | 718 |

| 16-18 year old Not Known by Vulnerable Group | May-14 | Apr-14 | Mar-14 | Feb-14 | Jan-14 | Dec-13 | Nov-13 | Oct-13 | Sep-13 | Aug-13 | Jul-13 | Jun-13 | May-13 |
|---|---------------|---------------|---------------|---------------|---------------|---------------|---------------|---------------|---------------|---------------|---------------|---------------|---------------|
| Children in Care | 72 | 75 | 45 | 37 | 41 | 60 | 95 | 199 | 465 | 82 | 83 | 30 | 26 |
| Caring for own child | 39 | 37 | 23 | 19 | 14 | 20 | 27 | 40 | 59 | 75 | 75 | 36 | 30 |
| Asylum seeker | 19 | 20 | 15 | 13 | 13 | 15 | 22 | 41 | 70 | 32 | 32 | 14 | 13 |
| Carer not own child | 8 | 7 | 5 | 4 | 4 | 5 | 11 | 17 | 46 | 14 | 14 | 4 | 4 |
| Substance Misuse | 29 | 30 | 14 | 8 | 7 | 13 | 22 | 40 | 73 | 22 | 24 | 11 | 8 |
| Care Leaver | 13 | 11 | 7 | 4 | 4 | 4 | 5 | 8 | 19 | 22 | 22 | 9 | 4 |
| Supervised by YOT | 27 | 16 | 8 | 5 | 4 | 18 | 26 | 53 | 117 | 34 | 34 | 20 | 18 |
| Pregnancy | 11 | 11 | 6 | 5 | 4 | 6 | 11 | 23 | 33 | 19 | 18 | 10 | 10 |
| Parent not caring for own child | 3 | 3 | 2 | 2 | 2 | 3 | 2 | 2 | 4 | 5 | 5 | 4 | 3 |
| SEND (16-18 year olds) | 180 | 195 | 121 | 105 | 107 | 145 | 208 | 480 | 1557 | 215 | 183 | 47 | 49 |
| SEND (19-24 year olds) | 2153 | 2271 | 2190 | 2210 | 2223 | 2232 | 2222 | 2337 | 2595 | 1788 | 1766 | 1630 | 1730 |

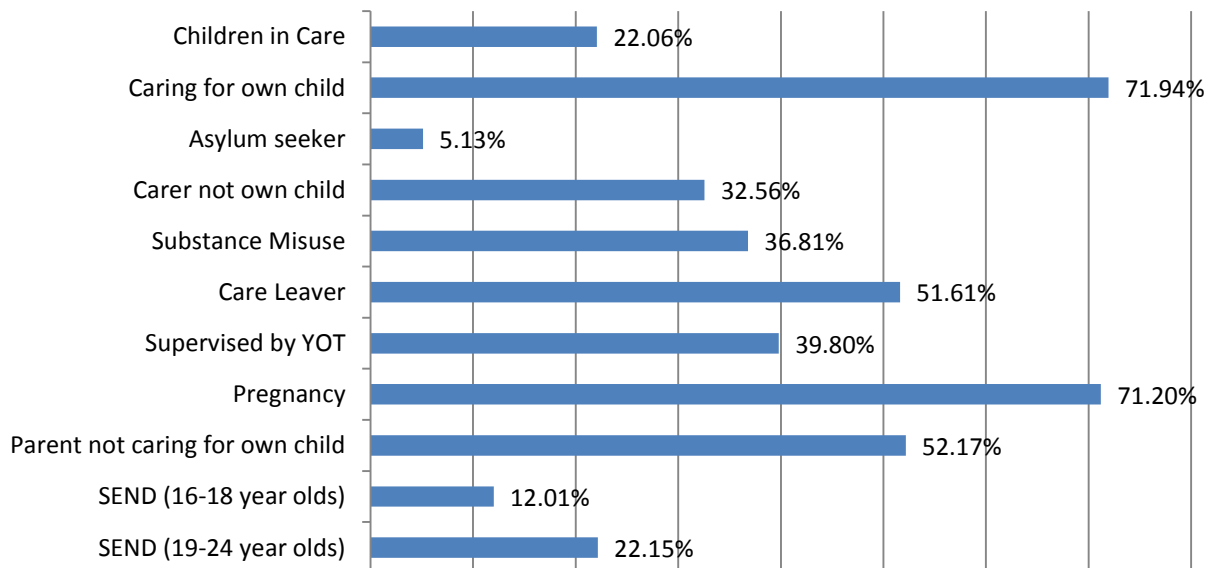
| 16-18 Year old NEET Leavers & Joiners | Aged 16 | Aged 17 | Aged 18 | 16-18 Total | Aged 19 |
|--|----------------|----------------|----------------|--------------------|----------------|
| Leaving NEET Total | 60 | 48 | 42 | 150 | 87 |
| Education | 2 | 4 | 2 | 8 | 0 |
| Employment | 26 | 23 | 28 | 77 | 1 |
| Government supported training | 30 | 19 | 12 | 61 | 2 |
| Re-engagement Provision | 0 | 0 | 0 | 0 | 0 |
| NEET in other area | 0 | 1 | 0 | 1 | 0 |
| Custodial Sentence | 0 | 0 | 0 | 0 | 0 |
| Moved Away | 2 | 0 | 0 | 2 | 84 |
| Cannot Be Contacted | 0 | 0 | 0 | 0 | 0 |
| Refused to disclose activity | 0 | 0 | 0 | 0 | 0 |
| Unknown Activity | 0 | 1 | 0 | 1 | 0 |
| Other Reason | 0 | 0 | 0 | 0 | 0 |
| Joining NEET Total | 51 | 57 | 17 | 125 | 4 |
| Education | 21 | 8 | 3 | 32 | 2 |
| Employment | 7 | 9 | 2 | 18 | 0 |
| Government supported training | 4 | 4 | 0 | 8 | 0 |
| Re-engagement Provision | 0 | 0 | 0 | 0 | 0 |
| NEET in other area | 0 | 0 | 0 | 0 | 0 |
| Other (inc custodial sentence) | 19 | 36 | 12 | 67 | 2 |
| Joiners>Leavers | 9 | -9 | 25 | 25 | 83 |

| 16-18 Year Old NEET Labour Market Summary | No | % |
|--|-----------|----------|
| Available: | | |
| Working not for reward | 41 | 1.89% |
| Not yet ready for work or learning | 157 | 7.23% |
| Start Date agreed | 34 | 1.57% |
| Seeking EET | 1939 | 89.31% |
| Available Total | 2171 | 100% |
| Unavailable: | | |
| Young carers | 13 | 2.15% |
| Teenage parents | 316 | 52.23% |
| Illness | 198 | 32.73% |
| Pregnancy | 70 | 11.57% |
| Religious grounds | 0 | 0.00% |
| Unlikely to be economically active | 8 | 1.32% |
| Other reason | 0 | 0.00% |
| Unavailable Total | 605 | 100% |

NEET Leavers and Joiners



% of Vulnerable Cohorts who are NEET



Education and Young People's Services Performance Management
NEET Monthly Report - Ashford

| 16-18 year old cohort by Vulnerable Group | May-14 | Apr-14 | Mar-14 | Feb-14 | Jan-14 | Dec-13 | Nov-13 | Oct-13 | Sep-13 | Aug-13 | Jul-13 | Jun-13 | May-13 |
|--|---------------|---------------|---------------|---------------|---------------|---------------|---------------|---------------|---------------|---------------|---------------|---------------|---------------|
| Children in Care | 70 | 70 | 72 | 70 | 71 | 72 | 70 | 77 | 76 | 65 | 65 | 65 | 67 |
| Caring for own child | 34 | 34 | 34 | 32 | 32 | 32 | 30 | 28 | 27 | 69 | 51 | 66 | 62 |
| Asylum seeker | 10 | 10 | 10 | 10 | 10 | 10 | 11 | 12 | 10 | 18 | 19 | 19 | 17 |
| Carer not own child | 9 | 9 | 9 | 9 | 9 | 9 | 9 | 8 | 7 | 8 | 8 | 8 | 7 |
| Substance Misuse | 12 | 12 | 12 | 11 | 11 | 11 | 9 | 6 | 7 | 9 | 9 | 9 | 9 |
| Care Leaver | 9 | 10 | 10 | 11 | 11 | 9 | 10 | 9 | 9 | 17 | 16 | 16 | 15 |
| Supervised by YOT | 13 | 13 | 13 | 12 | 12 | 17 | 17 | 20 | 18 | 16 | 16 | 15 | 17 |
| Pregnancy | 14 | 13 | 13 | 14 | 12 | 9 | 9 | 6 | 7 | 18 | 20 | 19 | 20 |
| Parent not caring for own child | 2 | 2 | 2 | 2 | 2 | 2 | 2 | 2 | 2 | 6 | 6 | 6 | 5 |
| SEND (16-18 year olds) | 174 | 175 | 176 | 176 | 174 | 175 | 187 | 194 | 190 | 167 | 166 | 166 | 168 |
| SEND (19-24 year olds) | 263 | 319 | 276 | 277 | 280 | 282 | 283 | 286 | 287 | 238 | 243 | 249 | 254 |

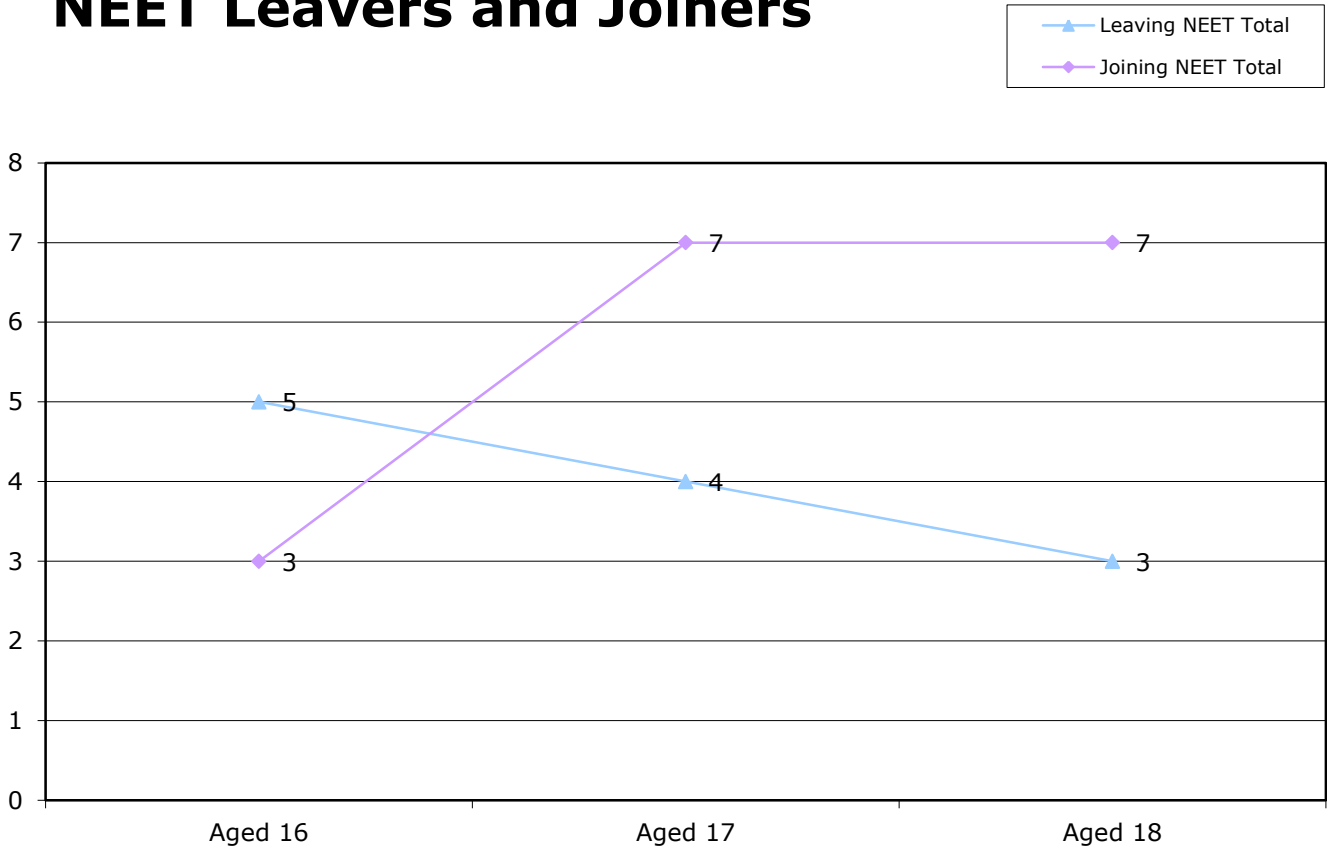
| 16-18 year old NEET by Vulnerable Group | May-14 | Apr-14 | Mar-14 | Feb-14 | Jan-14 | Dec-13 | Nov-13 | Oct-13 | Sep-13 | Aug-13 | Jul-13 | Jun-13 | May-13 |
|--|---------------|---------------|---------------|---------------|---------------|---------------|---------------|---------------|---------------|---------------|---------------|---------------|---------------|
| Children in Care | 17 | 15 | 15 | 13 | 16 | 16 | 11 | 13 | 12 | 12 | 11 | 11 | 10 |
| Caring for own child | 21 | 22 | 22 | 20 | 22 | 23 | 22 | 20 | 20 | 47 | 40 | 48 | 43 |
| Asylum seeker | 0 | 0 | 0 | 0 | 0 | 0 | 0 | 1 | 1 | 2 | 3 | 3 | 2 |
| Carer not own child | 2 | 2 | 1 | 1 | 1 | 1 | 1 | 1 | 1 | 3 | 3 | 3 | 2 |
| Substance Misuse | 6 | 6 | 6 | 5 | 5 | 3 | 2 | 2 | 3 | 3 | 3 | 3 | 3 |
| Care Leaver | 6 | 7 | 7 | 8 | 9 | 6 | 4 | 5 | 6 | 10 | 7 | 9 | 9 |
| Supervised by YOT | 4 | 4 | 4 | 3 | 3 | 4 | 4 | 8 | 6 | 5 | 4 | 4 | 4 |
| Pregnancy | 10 | 9 | 9 | 8 | 8 | 6 | 5 | 3 | 5 | 10 | 12 | 13 | 14 |
| Parent not caring for own child | 1 | 1 | 1 | 1 | 1 | 1 | 1 | 1 | 1 | 3 | 2 | 2 | 1 |
| SEND (16-18 year olds) | 23 | 22 | 23 | 23 | 21 | 21 | 19 | 16 | 13 | 24 | 20 | 21 | 23 |
| SEND (19-24 year olds) | 37 | 45 | 37 | 38 | 38 | 38 | 38 | 39 | 42 | 29 | 28 | 31 | 35 |

| 16-18 year old Not Known by Vulnerable Group | May-14 | Apr-14 | Mar-14 | Feb-14 | Jan-14 | Dec-13 | Nov-13 | Oct-13 | Sep-13 | Aug-13 | Jul-13 | Jun-13 | May-13 |
|---|---------------|---------------|---------------|---------------|---------------|---------------|---------------|---------------|---------------|---------------|---------------|---------------|---------------|
| Children in Care | 5 | 11 | 7 | 6 | 7 | 10 | 9 | 19 | 46 | 12 | 11 | 5 | 4 |
| Caring for own child | 4 | 6 | 1 | 1 | 1 | 2 | 0 | 0 | 3 | 3 | 3 | 1 | 1 |
| Asylum seeker | 2 | 3 | 2 | 2 | 2 | 2 | 1 | 4 | 6 | 7 | 6 | 4 | 3 |
| Carer not own child | 1 | 1 | 1 | 0 | 0 | 0 | 0 | 0 | 5 | 3 | 3 | 2 | 2 |
| Substance Misuse | 0 | 0 | 0 | 0 | 0 | 0 | 0 | 1 | 3 | 2 | 2 | 1 | 1 |
| Care Leaver | 1 | 1 | 0 | 0 | 0 | 0 | 0 | 0 | 1 | 3 | 2 | 0 | 0 |
| Supervised by YOT | 1 | 2 | 0 | 0 | 0 | 0 | 1 | 1 | 9 | 5 | 5 | 3 | 3 |
| Pregnancy | 1 | 1 | 0 | 0 | 0 | 0 | 1 | 1 | 1 | 2 | 2 | 0 | 0 |
| Parent not caring for own child | 1 | 1 | 1 | 1 | 1 | 1 | 1 | 1 | 1 | 3 | 4 | 3 | 2 |
| SEND (16-18 year olds) | 14 | 14 | 10 | 10 | 9 | 16 | 17 | 51 | 124 | 24 | 21 | 6 | 10 |
| SEND (19-24 year olds) | 191 | 202 | 198 | 195 | 198 | 200 | 196 | 207 | 237 | 177 | 177 | 165 | 167 |

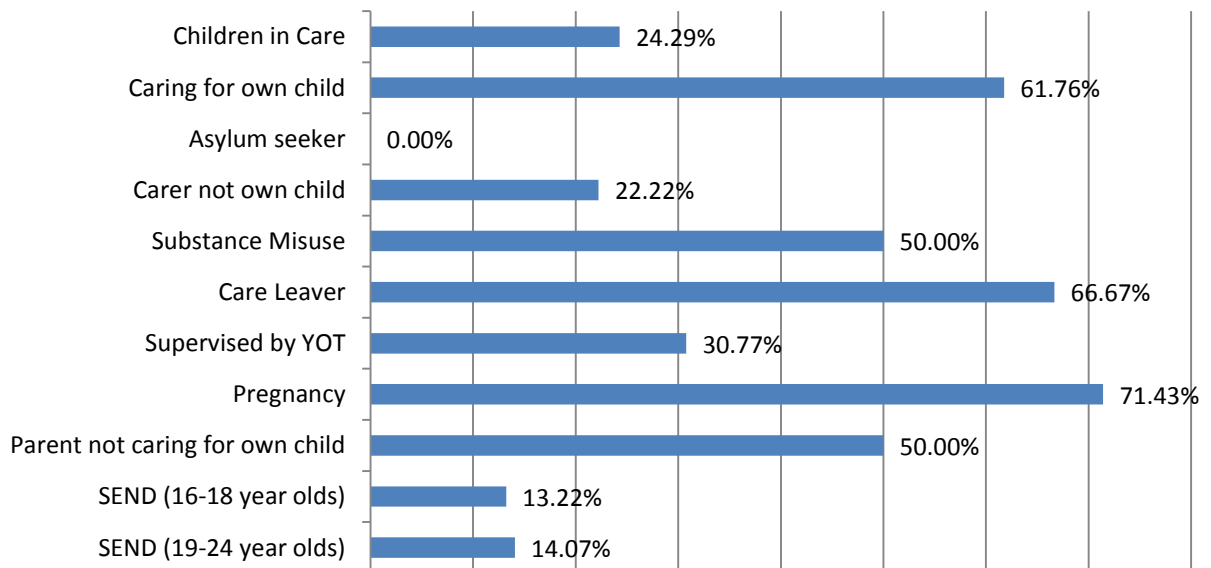
| 16-18 Year old NEET Leavers & Joiners | Aged 16 | Aged 17 | Aged 18 | 16-18 Total | Aged 19 |
|--|----------------|----------------|----------------|------------------------|----------------|
| Leaving NEET Total | 5 | 4 | 3 | 12 | 6 |
| Education | 0 | 0 | 1 | 1 | 0 |
| Employment | 2 | 2 | 1 | 5 | 0 |
| Government supported training | 3 | 2 | 1 | 6 | 0 |
| Re-engagement Provision | 0 | 0 | 0 | 0 | 0 |
| NEET in other area | 0 | 0 | 0 | 0 | 0 |
| Custodial Sentence | 0 | 0 | 0 | 0 | 0 |
| Moved Away | 0 | 0 | 0 | 0 | 6 |
| Cannot Be Contacted | 0 | 0 | 0 | 0 | 0 |
| Refused to disclose activity | 0 | 0 | 0 | 0 | 0 |
| Unknown Activity | 0 | 0 | 0 | 0 | 0 |
| Other Reason | 0 | 0 | 0 | 0 | 0 |
| Joining NEET Total | 3 | 7 | 7 | 17 | 0 |
| Education | 3 | 1 | 0 | 4 | 0 |
| Employment | 0 | 0 | 2 | 2 | 0 |
| Government supported training | 0 | 0 | 0 | 0 | 0 |
| Re-engagement Provision | 0 | 0 | 0 | 0 | 0 |
| NEET in other area | 0 | 0 | 0 | 0 | 0 |
| Other (inc custodial sentence) | 0 | 6 | 5 | 11 | 0 |
| Joiners>Leavers | 2 | -3 | -4 | -5 | 6 |

| 16-18 Year Old NEET Labour Market Summary | No | % |
|--|-----------|----------|
| Available: | | |
| Working not for reward | 3 | 1.47% |
| Not yet ready for work or learning | 11 | 5.39% |
| Start Date agreed | 8 | 3.92% |
| Seeking EET | 182 | 89.22% |
| Available Total | 204 | 100% |
| Unavailable: | | |
| Young carers | 0 | 0.00% |
| Teenage parents | 20 | 62.50% |
| Illness | 8 | 25.00% |
| Pregnancy | 4 | 12.50% |
| Religious grounds | 0 | 0.00% |
| Unlikely to be economically active | 0 | 0.00% |
| Other reason | 0 | 0.00% |
| Unavailable Total | 32 | 100% |

NEET Leavers and Joiners



% of Vulnerable Cohorts who are NEET



Education and Young People's Services Performance Management
NEET Monthly Report - Canterbury

| 16-18 year old cohort by Vulnerable Group | May-14 | Apr-14 | Mar-14 | Feb-14 | Jan-14 | Dec-13 | Nov-13 | Oct-13 | Sep-13 | Aug-13 | Jul-13 | Jun-13 | May-13 |
|--|---------------|---------------|---------------|---------------|---------------|---------------|---------------|---------------|---------------|---------------|---------------|---------------|---------------|
| Children in Care | 91 | 92 | 91 | 93 | 93 | 94 | 98 | 105 | 102 | 98 | 99 | 99 | 98 |
| Caring for own child | 36 | 36 | 36 | 35 | 36 | 33 | 28 | 28 | 28 | 52 | 35 | 50 | 48 |
| Asylum seeker | 12 | 12 | 12 | 12 | 12 | 13 | 15 | 18 | 18 | 27 | 27 | 27 | 25 |
| Carer not own child | 5 | 5 | 5 | 5 | 5 | 5 | 5 | 5 | 5 | 4 | 4 | 4 | 4 |
| Substance Misuse | 13 | 13 | 14 | 14 | 14 | 14 | 14 | 14 | 15 | 12 | 12 | 12 | 10 |
| Care Leaver | 1 | 1 | 2 | 2 | 2 | 2 | 1 | 1 | 0 | 10 | 10 | 10 | 9 |
| Supervised by YOT | 19 | 19 | 19 | 19 | 17 | 20 | 14 | 15 | 24 | 15 | 17 | 18 | 16 |
| Pregnancy | 14 | 14 | 14 | 13 | 14 | 16 | 16 | 12 | 10 | 17 | 16 | 18 | 17 |
| Parent not caring for own child | 1 | 1 | 1 | 1 | 1 | 1 | 1 | 1 | 1 | 1 | 1 | 1 | 1 |
| SEND (16-18 year olds) | 219 | 219 | 219 | 219 | 221 | 222 | 219 | 222 | 217 | 198 | 200 | 198 | 198 |
| SEND (19-24 year olds) | 305 | 338 | 310 | 311 | 317 | 327 | 333 | 335 | 338 | 274 | 277 | 284 | 288 |

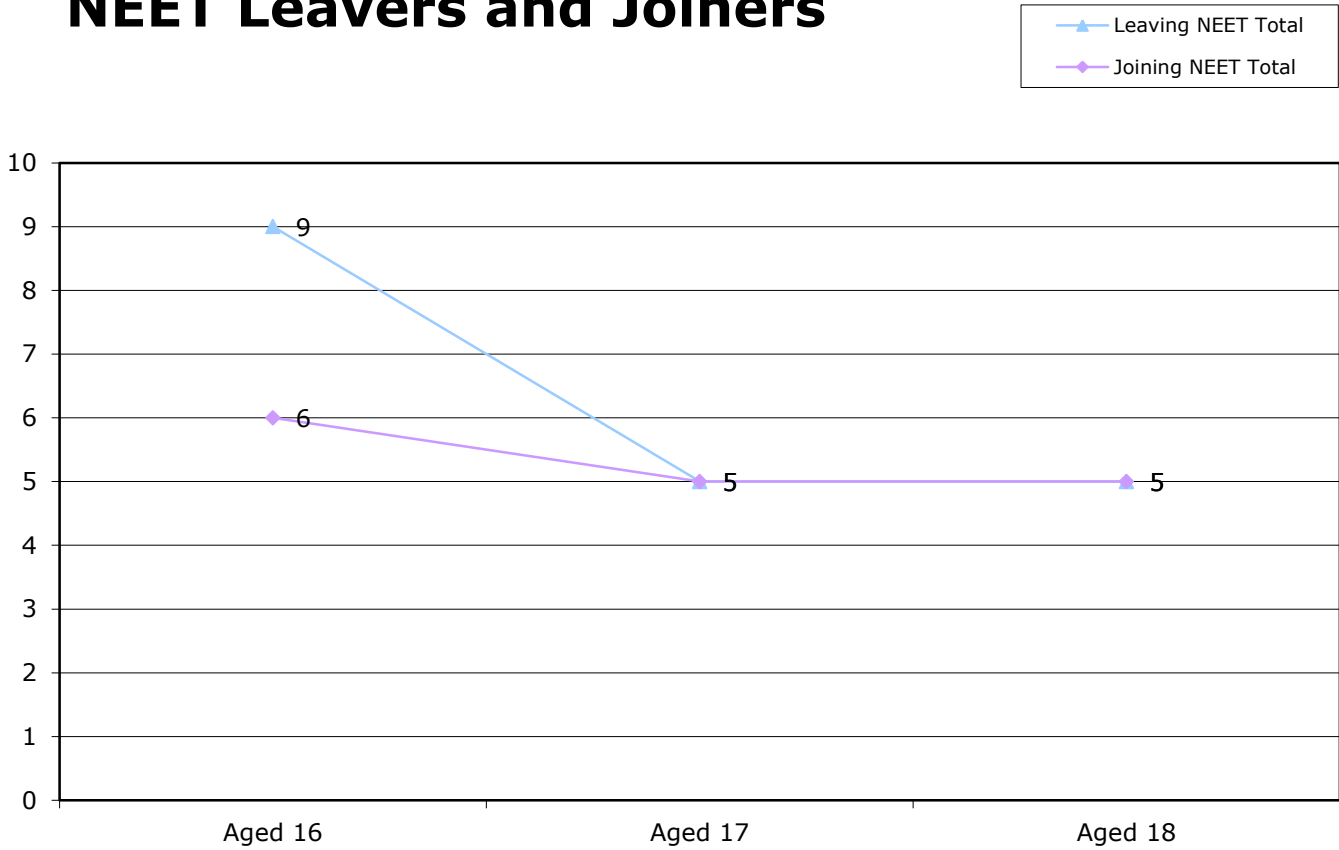
| 16-18 year old NEET by Vulnerable Group | May-14 | Apr-14 | Mar-14 | Feb-14 | Jan-14 | Dec-13 | Nov-13 | Oct-13 | Sep-13 | Aug-13 | Jul-13 | Jun-13 | May-13 |
|--|---------------|---------------|---------------|---------------|---------------|---------------|---------------|---------------|---------------|---------------|---------------|---------------|---------------|
| Children in Care | 10 | 9 | 9 | 10 | 12 | 11 | 10 | 9 | 10 | 16 | 13 | 14 | 13 |
| Caring for own child | 24 | 24 | 25 | 23 | 24 | 21 | 17 | 18 | 19 | 37 | 36 | 34 | 34 |
| Asylum seeker | 0 | 0 | 0 | 0 | 1 | 1 | 1 | 0 | 0 | 1 | 0 | 0 | 0 |
| Carer not own child | 1 | 1 | 1 | 1 | 2 | 2 | 2 | 2 | 2 | 2 | 2 | 2 | 2 |
| Substance Misuse | 3 | 3 | 4 | 4 | 4 | 3 | 3 | 3 | 5 | 5 | 5 | 5 | 3 |
| Care Leaver | 0 | 0 | 1 | 1 | 1 | 1 | 1 | 1 | 0 | 5 | 5 | 5 | 5 |
| Supervised by YOT | 5 | 11 | 4 | 4 | 7 | 5 | 3 | 6 | 9 | 4 | 4 | 5 | 4 |
| Pregnancy | 11 | 0 | 11 | 11 | 12 | 13 | 14 | 10 | 8 | 12 | 12 | 14 | 12 |
| Parent not caring for own child | 0 | 0 | 0 | 1 | 1 | 1 | 1 | 1 | 1 | 0 | 0 | 0 | 0 |
| SEND (16-18 year olds) | 22 | 20 | 21 | 21 | 21 | 23 | 19 | 16 | 17 | 29 | 30 | 31 | 33 |
| SEND (19-24 year olds) | 77 | 80 | 79 | 80 | 81 | 85 | 86 | 88 | 91 | 79 | 79 | 77 | 77 |

| 16-18 year old Not Known by Vulnerable Group | May-14 | Apr-14 | Mar-14 | Feb-14 | Jan-14 | Dec-13 | Nov-13 | Oct-13 | Sep-13 | Aug-13 | Jul-13 | Jun-13 | May-13 |
|---|---------------|---------------|---------------|---------------|---------------|---------------|---------------|---------------|---------------|---------------|---------------|---------------|---------------|
| Children in Care | 10 | 9 | 6 | 4 | 4 | 4 | 9 | 25 | 72 | 9 | 11 | 3 | 3 |
| Caring for own child | 1 | 0 | 0 | 0 | 0 | 0 | 3 | 3 | 5 | 10 | 9 | 4 | 2 |
| Asylum seeker | 1 | 1 | 1 | 0 | 0 | 0 | 3 | 7 | 14 | 4 | 5 | 3 | 4 |
| Carer not own child | 0 | 0 | 0 | 0 | 0 | 0 | 0 | 0 | 2 | 0 | 0 | 0 | 0 |
| Substance Misuse | 0 | 0 | 0 | 0 | 0 | 0 | 1 | 2 | 7 | 0 | 0 | 2 | 0 |
| Care Leaver | 1 | 1 | 1 | 0 | 0 | 0 | 0 | 0 | 0 | 1 | 1 | 0 | 0 |
| Supervised by YOT | 3 | 0 | 1 | 0 | 0 | 0 | 0 | 0 | 8 | 1 | 1 | 2 | 0 |
| Pregnancy | 0 | 0 | 0 | 0 | 0 | 0 | 0 | 0 | 1 | 1 | 1 | 1 | 1 |
| Parent not caring for own child | 0 | 0 | 0 | 0 | 0 | 0 | 0 | 0 | 0 | 1 | 1 | 1 | 0 |
| SEND (16-18 year olds) | 17 | 12 | 8 | 7 | 7 | 9 | 15 | 45 | 167 | 15 | 14 | 5 | 5 |
| SEND (19-24 year olds) | 189 | 195 | 194 | 194 | 193 | 189 | 188 | 190 | 212 | 154 | 144 | 140 | 144 |

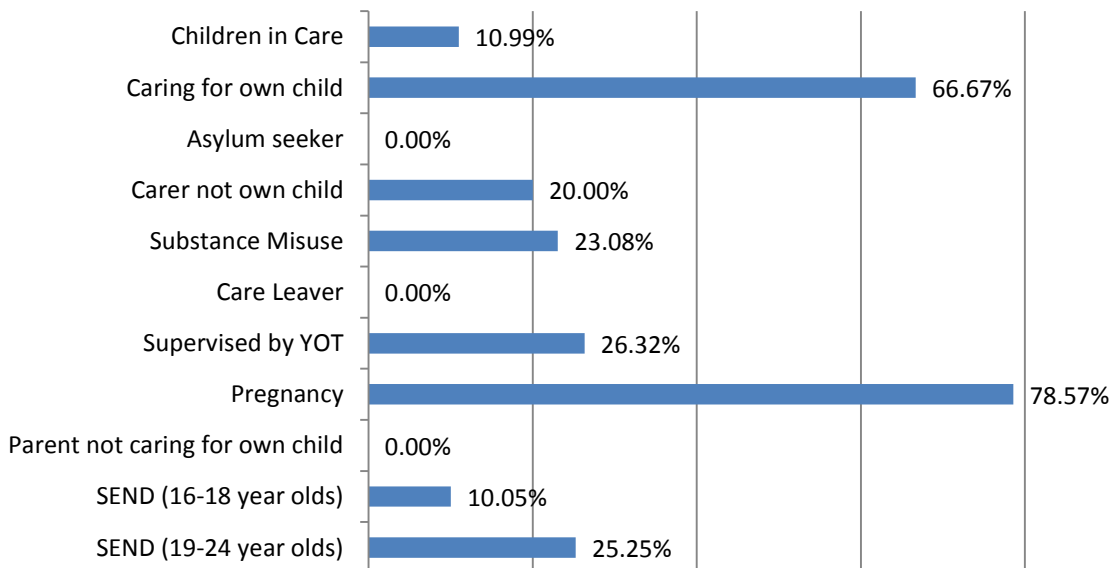
| 16-18 Year old NEET Leavers & Joiners | Aged 16 | Aged 17 | Aged 18 | 16-18 Total | Aged 19 |
|--|----------------|----------------|----------------|------------------------|----------------|
| Leaving NEET Total | 9 | 5 | 5 | 19 | 5 |
| Education | 1 | 1 | 1 | 3 | 0 |
| Employment | 4 | 3 | 3 | 10 | 0 |
| Government supported training | 4 | 1 | 1 | 6 | 0 |
| Re-engagement Provision | 0 | 0 | 0 | 0 | 0 |
| NEET in other area | 0 | 0 | 0 | 0 | 0 |
| Custodial Sentence | 0 | 0 | 0 | 0 | 0 |
| Moved Away | 0 | 0 | 0 | 0 | 5 |
| Cannot Be Contacted | 0 | 0 | 0 | 0 | 0 |
| Refused to disclose activity | 0 | 0 | 0 | 0 | 0 |
| Unknown Activity | 0 | 0 | 0 | 0 | 0 |
| Other Reason | 0 | 0 | 0 | 0 | 0 |
| Joining NEET Total | 6 | 5 | 5 | 16 | 0 |
| Education | 3 | 2 | 2 | 7 | 0 |
| Employment | 2 | 2 | 0 | 4 | 0 |
| Government supported training | 1 | 0 | 0 | 1 | 0 |
| Re-engagement Provision | 0 | 0 | 0 | 0 | 0 |
| NEET in other area | 0 | 0 | 0 | 0 | 0 |
| Other (inc custodial sentence) | 0 | 1 | 3 | 4 | 0 |
| Joiners>Leavers | 3 | 0 | 0 | 3 | 5 |

| 16-18 Year Old NEET Labour Market Summary | No | % |
|--|-----------|----------|
| Available: | | |
| Working not for reward | 3 | 1.92% |
| Not yet ready for work or learning | 8 | 5.13% |
| Start Date agreed | 1 | 0.64% |
| Seeking EET | 144 | 92.31% |
| Available Total | 156 | 100% |
| Unavailable: | | |
| Young carers | 0 | 0.00% |
| Teenage parents | 20 | 36.36% |
| Illness | 31 | 56.36% |
| Pregnancy | 4 | 7.27% |
| Religious grounds | 0 | 0.00% |
| Unlikely to be economically active | 0 | 0.00% |
| Other reason | 0 | 0.00% |
| Unavailable Total | 55 | 100% |

NEET Leavers and Joiners



% of Vulnerable Cohorts who are NEET



Education and Young People's Services Performance Management
NEET Monthly Report - Dartford

| 16-18 year old cohort by Vulnerable Group | May-14 | Apr-14 | Mar-14 | Feb-14 | Jan-14 | Dec-13 | Nov-13 | Oct-13 | Sep-13 | Aug-13 | Jul-13 | Jun-13 | May-13 |
|--|---------------|---------------|---------------|---------------|---------------|---------------|---------------|---------------|---------------|---------------|---------------|---------------|---------------|
| Children in Care | 27 | 28 | 25 | 24 | 25 | 25 | 25 | 25 | 25 | 25 | 23 | 22 | 21 |
| Caring for own child | 21 | 21 | 21 | 21 | 21 | 19 | 18 | 18 | 17 | 36 | 35 | 32 | 33 |
| Asylum seeker | 0 | 0 | 0 | 0 | 0 | 0 | 0 | 0 | 0 | 2 | 2 | 2 | 2 |
| Carer not own child | 7 | 7 | 7 | 7 | 7 | 7 | 6 | 5 | 5 | 10 | 10 | 10 | 10 |
| Substance Misuse | 4 | 4 | 4 | 5 | 5 | 4 | 4 | 4 | 4 | 5 | 5 | 5 | 5 |
| Care Leaver | 2 | 2 | 2 | 2 | 2 | 1 | 1 | 1 | 1 | 3 | 3 | 3 | 2 |
| Supervised by YOT | 11 | 12 | 10 | 10 | 11 | 21 | 21 | 20 | 21 | 23 | 18 | 18 | 18 |
| Pregnancy | 7 | 7 | 7 | 8 | 9 | 9 | 9 | 10 | 10 | 13 | 13 | 15 | 14 |
| Parent not caring for own child | 0 | 0 | 0 | 0 | 0 | 0 | 0 | 0 | 0 | 0 | 0 | 0 | 0 |
| SEND (16-18 year olds) | 128 | 131 | 129 | 128 | 128 | 129 | 127 | 137 | 121 | 145 | 143 | 145 | 146 |
| SEND (19-24 year olds) | 220 | 252 | 223 | 228 | 230 | 233 | 238 | 241 | 248 | 192 | 197 | 202 | 206 |

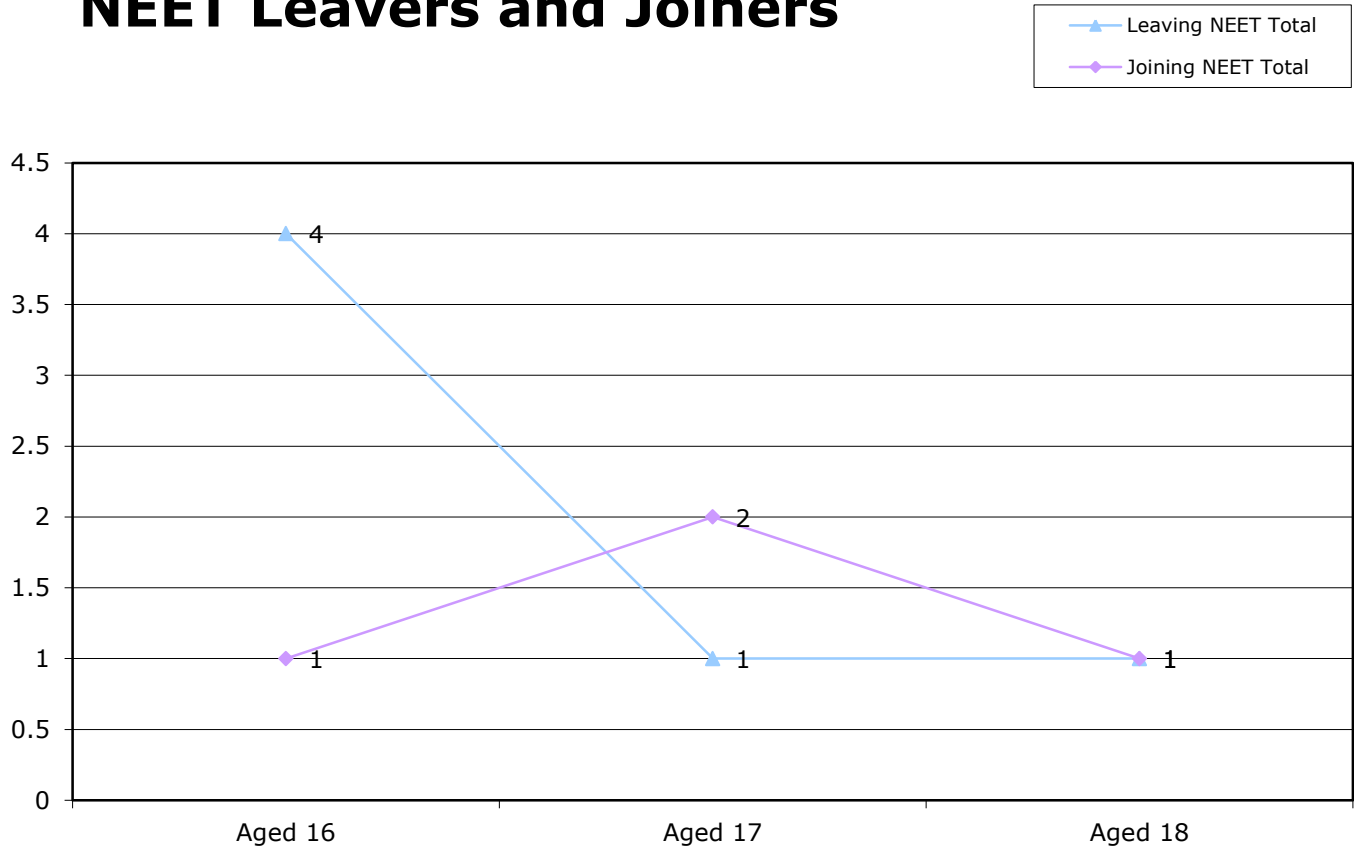
| 16-18 year old NEET by Vulnerable Group | May-14 | Apr-14 | Mar-14 | Feb-14 | Jan-14 | Dec-13 | Nov-13 | Oct-13 | Sep-13 | Aug-13 | Jul-13 | Jun-13 | May-13 |
|--|---------------|---------------|---------------|---------------|---------------|---------------|---------------|---------------|---------------|---------------|---------------|---------------|---------------|
| Children in Care | 5 | 5 | 3 | 3 | 3 | 2 | 2 | 3 | 2 | 2 | 2 | 3 | 2 |
| Caring for own child | 19 | 19 | 19 | 19 | 19 | 17 | 16 | 15 | 14 | 30 | 29 | 26 | 27 |
| Asylum seeker | 0 | 0 | 0 | 0 | 0 | 0 | 0 | 0 | 0 | 0 | 0 | 0 | 0 |
| Carer not own child | 3 | 3 | 3 | 3 | 3 | 3 | 1 | 0 | 0 | 1 | 1 | 1 | 1 |
| Substance Misuse | 2 | 2 | 2 | 3 | 3 | 2 | 2 | 2 | 2 | 2 | 2 | 2 | 2 |
| Care Leaver | 1 | 1 | 1 | 1 | 1 | 0 | 0 | 0 | 0 | 2 | 2 | 2 | 1 |
| Supervised by YOT | 3 | 4 | 0 | 0 | 1 | 6 | 5 | 5 | 7 | 9 | 7 | 7 | 7 |
| Pregnancy | 5 | 5 | 5 | 5 | 7 | 6 | 6 | 6 | 6 | 8 | 8 | 10 | 9 |
| Parent not caring for own child | 0 | 0 | 0 | 0 | 0 | 0 | 0 | 0 | 0 | 0 | 0 | 0 | 0 |
| SEND (16-18 year olds) | 13 | 12 | 10 | 9 | 10 | 11 | 9 | 10 | 7 | 10 | 9 | 9 | 10 |
| SEND (19-24 year olds) | 38 | 42 | 40 | 40 | 41 | 42 | 42 | 42 | 48 | 43 | 43 | 44 | 45 |

| 16-18 year old Not Knowns by Vulnerable Group | May-14 | Apr-14 | Mar-14 | Feb-14 | Jan-14 | Dec-13 | Nov-13 | Oct-13 | Sep-13 | Aug-13 | Jul-13 | Jun-13 | Apr-13 |
|--|---------------|---------------|---------------|---------------|---------------|---------------|---------------|---------------|---------------|---------------|---------------|---------------|---------------|
| Children in Care | 7 | 6 | 5 | 3 | 3 | 5 | 8 | 11 | 17 | 2 | 3 | 1 | 1 |
| Caring for own child | 0 | 0 | 0 | 0 | 0 | 0 | 0 | 2 | 2 | 2 | 2 | 1 | 1 |
| Asylum seeker | 0 | 0 | 0 | 0 | 0 | 0 | 0 | 0 | 0 | 0 | 0 | 0 | 0 |
| Carer not own child | 1 | 1 | 1 | 1 | 1 | 1 | 4 | 4 | 5 | 3 | 3 | 0 | 0 |
| Substance Misuse | 1 | 1 | 1 | 0 | 0 | 0 | 0 | 0 | 0 | 2 | 2 | 0 | 0 |
| Care Leaver | 1 | 1 | 1 | 1 | 1 | 1 | 1 | 1 | 1 | 1 | 1 | 0 | 0 |
| Supervised by YOT | 1 | 0 | 0 | 0 | 0 | 1 | 3 | 5 | 8 | 3 | 4 | 2 | 2 |
| Pregnancy | 0 | 0 | 0 | 1 | 0 | 1 | 2 | 3 | 4 | 3 | 3 | 1 | 1 |
| Parent not caring for own child | 0 | 0 | 0 | 0 | 0 | 0 | 0 | 0 | 0 | 0 | 0 | 0 | 0 |
| SEND (16-18 year olds) | 9 | 10 | 7 | 8 | 7 | 12 | 22 | 47 | 104 | 15 | 9 | 6 | 7 |
| SEND (19-24 year olds) | 149 | 154 | 145 | 150 | 152 | 151 | 157 | 175 | 188 | 123 | 128 | 120 | 121 |

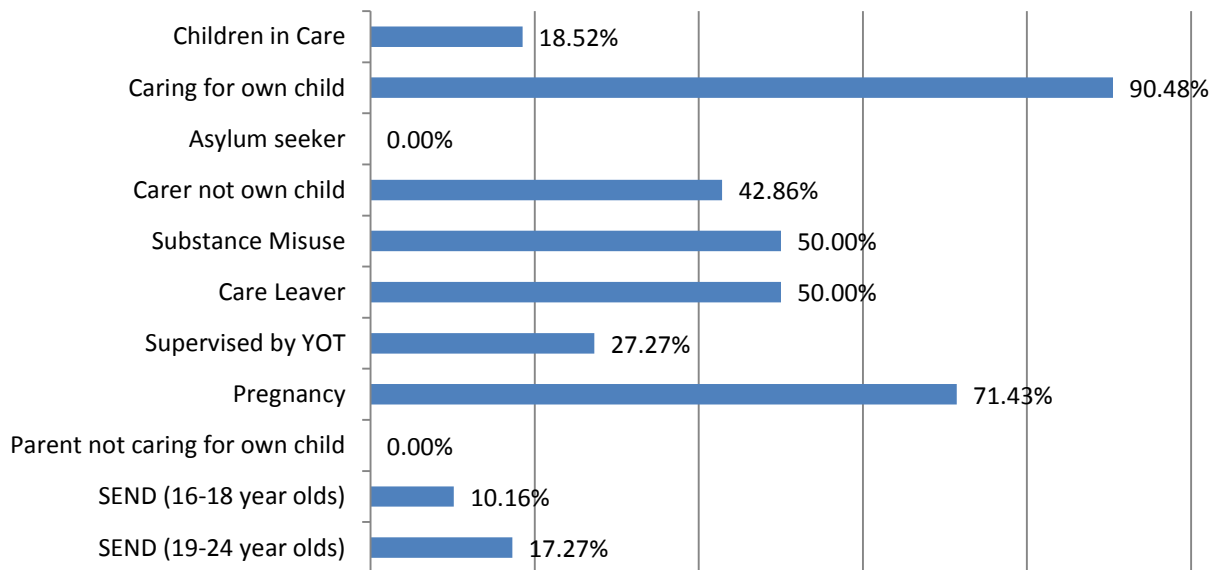
| 16-18 Year old NEET Leavers & Joiners | Aged 16 | Aged 17 | Aged 18 | 16-18 Total | Aged 19 |
|--|----------------|----------------|----------------|------------------------|----------------|
| Leaving NEET Total | 4 | 1 | 1 | 6 | 8 |
| Education | 1 | 0 | 0 | 1 | 0 |
| Employment | 0 | 1 | 0 | 1 | 0 |
| Government supported training | 3 | 0 | 1 | 4 | 0 |
| Re-engagement Provision | 0 | 0 | 0 | 0 | 0 |
| NEET in other area | 0 | 0 | 0 | 0 | 0 |
| Custodial Sentence | 0 | 0 | 0 | 0 | 0 |
| Moved Away | 0 | 0 | 0 | 0 | 8 |
| Cannot Be Contacted | 0 | 0 | 0 | 0 | 0 |
| Refused to disclose activity | 0 | 0 | 0 | 0 | 0 |
| Unknown Activity | 0 | 0 | 0 | 0 | 0 |
| Other Reason | 0 | 0 | 0 | 0 | 0 |
| Joining NEET Total | 1 | 2 | 1 | 4 | 0 |
| Education | 0 | 0 | 0 | 0 | 0 |
| Employment | 0 | 0 | 0 | 0 | 0 |
| Government supported training | 0 | 0 | 0 | 0 | 0 |
| Re-engagement Provision | 0 | 0 | 0 | 0 | 0 |
| NEET in other area | 0 | 0 | 0 | 0 | 0 |
| Other (inc custodial sentence) | 1 | 2 | 1 | 4 | 0 |
| Joiners>Leavers | 3 | -1 | 0 | 2 | 8 |

| 16-18 Year Old NEET Labour Market Summary | No | % |
|--|-----------|----------|
| Available: | | |
| Working not for reward | 1 | 0.67% |
| Not yet ready for work or learning | 5 | 3.33% |
| Start Date agreed | 2 | 1.33% |
| Seeking EET | 142 | 94.67% |
| Available Total | 150 | 100% |
| Unavailable: | | |
| Young carers | 2 | 7.41% |
| Teenage parents | 15 | 55.56% |
| Illness | 6 | 22.22% |
| Pregnancy | 4 | 14.81% |
| Religious grounds | 0 | 0.00% |
| Unlikely to be economically active | 0 | 0.00% |
| Other reason | 0 | 0.00% |
| Unavailable Total | 27 | 100% |

NEET Leavers and Joiners



% of Vulnerable Cohorts who are NEET



Education and Young People's Services Performance Management
NEET Monthly Report - Dover

| 16-18 year old cohort by Vulnerable Group | May-14 | Apr-14 | Mar-14 | Feb-14 | Jan-14 | Dec-13 | Nov-13 | Oct-13 | Sep-13 | Aug-13 | Jul-13 | Jun-13 | May-13 |
|--|---------------|---------------|---------------|---------------|---------------|---------------|---------------|---------------|---------------|---------------|---------------|---------------|---------------|
| Children in Care | 59 | 61 | 62 | 61 | 61 | 62 | 62 | 64 | 64 | 54 | 53 | 52 | 55 |
| Caring for own child | 64 | 64 | 64 | 62 | 59 | 59 | 59 | 53 | 50 | 84 | 83 | 81 | 78 |
| Asylum seeker | 6 | 6 | 6 | 6 | 6 | 7 | 7 | 7 | 7 | 8 | 8 | 7 | 7 |
| Carer not own child | 7 | 7 | 7 | 6 | 7 | 7 | 7 | 6 | 6 | 8 | 8 | 8 | 8 |
| Substance Misuse | 35 | 35 | 34 | 34 | 34 | 33 | 31 | 31 | 28 | 33 | 34 | 36 | 37 |
| Care Leaver | 4 | 4 | 3 | 4 | 4 | 6 | 5 | 7 | 8 | 13 | 13 | 15 | 15 |
| Supervised by YOT | 27 | 27 | 27 | 27 | 26 | 40 | 43 | 41 | 32 | 24 | 24 | 42 | 45 |
| Pregnancy | 21 | 19 | 19 | 20 | 22 | 23 | 21 | 22 | 18 | 19 | 20 | 17 | 21 |
| Parent not caring for own child | 4 | 4 | 4 | 4 | 4 | 4 | 2 | 2 | 3 | 3 | 3 | 3 | 3 |
| SEND (16-18 year olds) | 170 | 173 | 174 | 172 | 172 | 173 | 178 | 176 | 185 | 166 | 167 | 166 | 169 |
| SEND (19-24 year olds) | 316 | 344 | 319 | 323 | 329 | 334 | 335 | 337 | 340 | 281 | 286 | 296 | 301 |

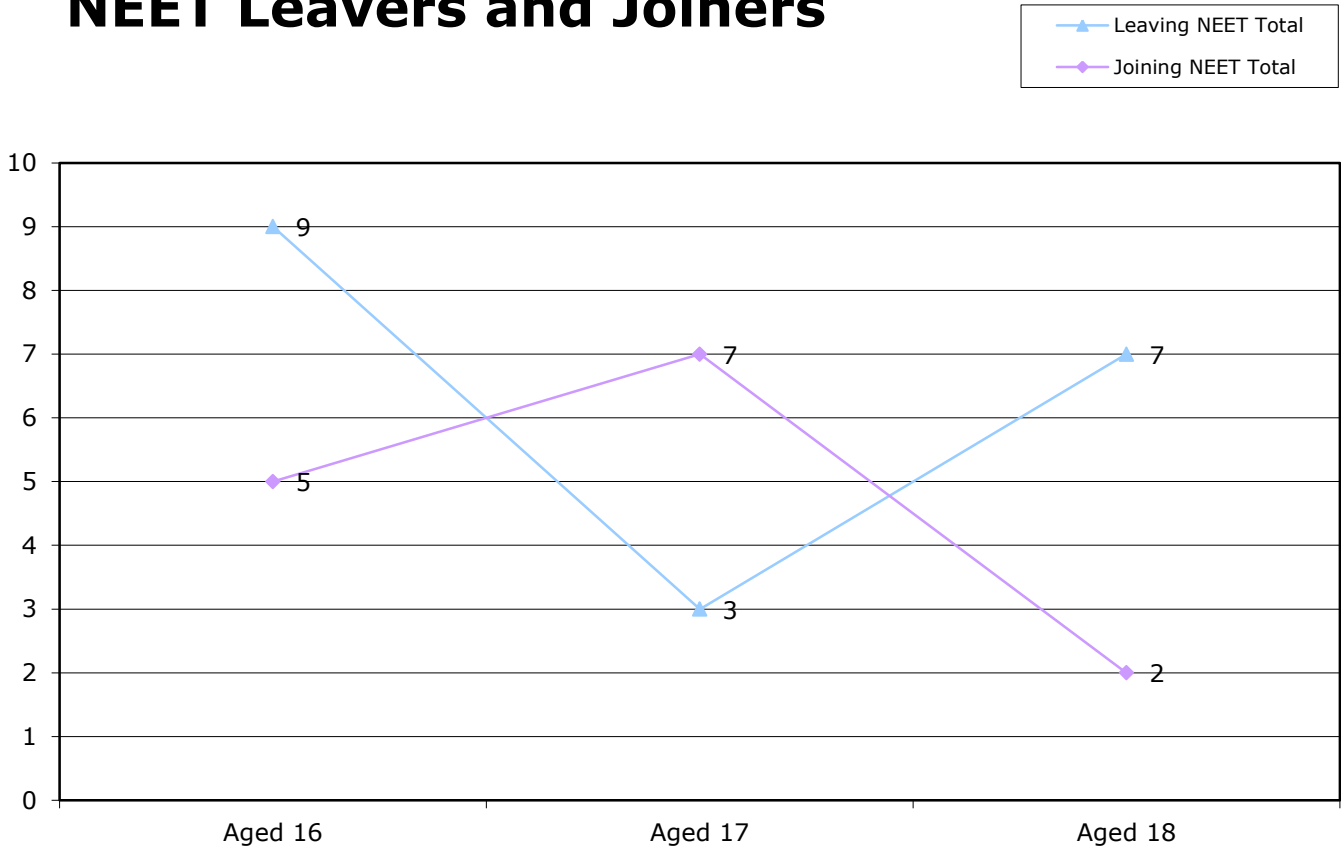
| 16-18 year old NEET by Vulnerable Group | May-14 | Apr-14 | Mar-14 | Feb-14 | Jan-14 | Dec-13 | Nov-13 | Oct-13 | Sep-13 | Aug-13 | Jul-13 | Jun-13 | May-13 |
|--|---------------|---------------|---------------|---------------|---------------|---------------|---------------|---------------|---------------|---------------|---------------|---------------|---------------|
| Children in Care | 15 | 19 | 20 | 15 | 16 | 16 | 14 | 11 | 9 | 9 | 9 | 8 | 11 |
| Caring for own child | 44 | 44 | 45 | 41 | 40 | 41 | 41 | 31 | 34 | 59 | 59 | 57 | 55 |
| Asylum seeker | 0 | 0 | 0 | 0 | 0 | 1 | 1 | 0 | 0 | 0 | 0 | 0 | 0 |
| Carer not own child | 3 | 3 | 3 | 2 | 3 | 3 | 2 | 1 | 1 | 3 | 3 | 3 | 3 |
| Substance Misuse | 13 | 13 | 11 | 10 | 11 | 13 | 11 | 10 | 9 | 13 | 9 | 11 | 11 |
| Care Leaver | 2 | 2 | 1 | 1 | 1 | 2 | 2 | 2 | 3 | 7 | 7 | 8 | 7 |
| Supervised by YOT | 12 | 14 | 13 | 12 | 14 | 20 | 18 | 16 | 11 | 15 | 14 | 15 | 16 |
| Pregnancy | 16 | 14 | 14 | 14 | 16 | 18 | 17 | 15 | 12 | 13 | 15 | 10 | 14 |
| Parent not caring for own child | 2 | 2 | 2 | 2 | 3 | 3 | 1 | 1 | 1 | 1 | 1 | 1 | 1 |
| SEND (16-18 year olds) | 28 | 31 | 29 | 24 | 23 | 23 | 22 | 20 | 21 | 30 | 25 | 25 | 23 |
| SEND (19-24 year olds) | 87 | 96 | 86 | 87 | 86 | 86 | 83 | 84 | 87 | 78 | 82 | 86 | 87 |

| 16-18 year old Not Known by Vulnerable Group | May-14 | Apr-14 | Mar-14 | Feb-14 | Jan-14 | Dec-13 | Nov-13 | Oct-13 | Sep-13 | Aug-13 | Jul-13 | Jun-13 | May-13 |
|---|---------------|---------------|---------------|---------------|---------------|---------------|---------------|---------------|---------------|---------------|---------------|---------------|---------------|
| Children in Care | 4 | 4 | 0 | 0 | 0 | 0 | 0 | 12 | 34 | 5 | 6 | 0 | 0 |
| Caring for own child | 2 | 2 | 0 | 0 | 0 | 1 | 1 | 4 | 9 | 1 | 4 | 2 | 1 |
| Asylum seeker | 2 | 3 | 1 | 1 | 1 | 1 | 1 | 2 | 6 | 0 | 1 | 0 | 0 |
| Carer not own child | 0 | 1 | 0 | 0 | 0 | 0 | 0 | 1 | 4 | 0 | 0 | 0 | 0 |
| Substance Misuse | 9 | 8 | 2 | 1 | 1 | 1 | 1 | 8 | 13 | 2 | 5 | 1 | 0 |
| Care Leaver | 0 | 0 | 0 | 0 | 0 | 0 | 0 | 2 | 4 | 1 | 2 | 1 | 0 |
| Supervised by YOT | 1 | 0 | 0 | 0 | 0 | 0 | 0 | 4 | 6 | 0 | 0 | 0 | 0 |
| Pregnancy | 2 | 1 | 0 | 0 | 0 | 0 | 0 | 4 | 2 | 0 | 0 | 0 | 0 |
| Parent not caring for own child | 0 | 0 | 0 | 0 | 0 | 0 | 0 | 0 | 0 | 0 | 0 | 0 | 0 |
| SEND (16-18 year olds) | 5 | 10 | 1 | 0 | 0 | 0 | 0 | 27 | 127 | 12 | 11 | 1 | 0 |
| SEND (19-24 year olds) | 195 | 199 | 196 | 199 | 204 | 209 | 209 | 211 | 238 | 181 | 172 | 166 | 173 |

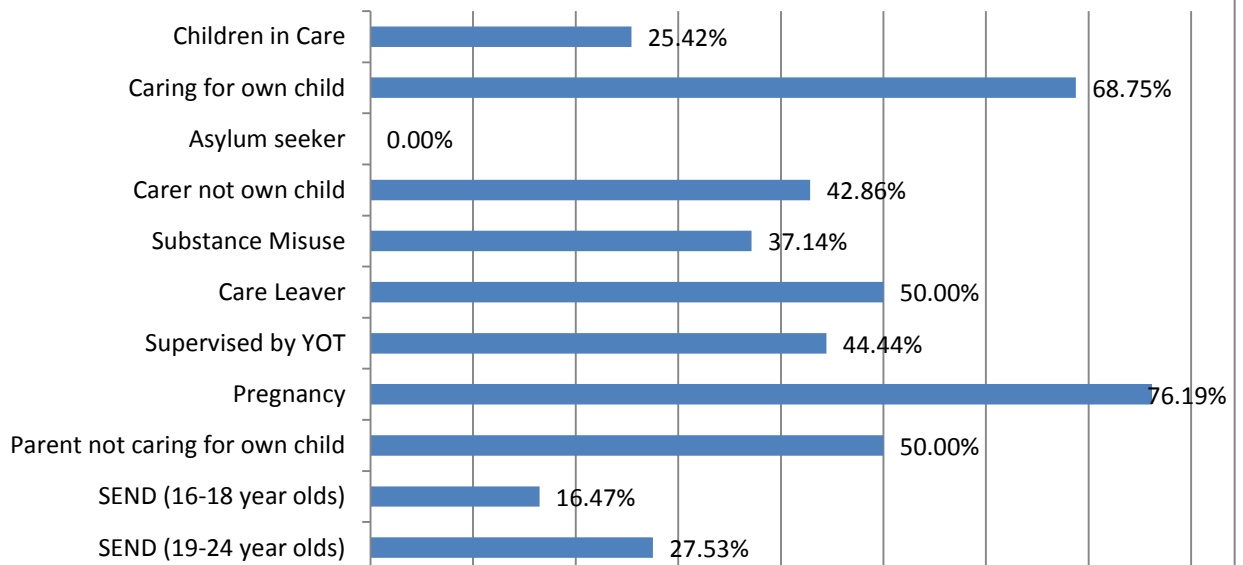
| 16-18 Year old NEET Leavers & Joiners | Aged 16 | Aged 17 | Aged 18 | 16-18 Total | Aged 19 |
|--|----------------|----------------|----------------|------------------------|----------------|
| Leaving NEET Total | 9 | 3 | 7 | 19 | 6 |
| Education | 0 | 1 | 0 | 1 | 0 |
| Employment | 4 | 2 | 3 | 9 | 0 |
| Government supported training | 4 | 0 | 4 | 8 | 0 |
| Re-engagement Provision | 0 | 0 | 0 | 0 | 0 |
| NEET in other area | 0 | 0 | 0 | 0 | 0 |
| Custodial Sentence | 0 | 0 | 0 | 0 | 0 |
| Moved Away | 1 | 0 | 0 | 1 | 6 |
| Cannot Be Contacted | 0 | 0 | 0 | 0 | 0 |
| Refused to disclose activity | 0 | 0 | 0 | 0 | 0 |
| Unknown Activity | 0 | 0 | 0 | 0 | 0 |
| Other Reason | 0 | 0 | 0 | 0 | 0 |
| Joining NEET Total | 5 | 7 | 2 | 14 | 0 |
| Education | 1 | 0 | 1 | 2 | 0 |
| Employment | 1 | 1 | 0 | 2 | 0 |
| Government supported training | 0 | 0 | 0 | 0 | 0 |
| Re-engagement Provision | 0 | 0 | 0 | 0 | 0 |
| NEET in other area | 0 | 0 | 0 | 0 | 0 |
| Other (inc custodial sentence) | 3 | 6 | 1 | 10 | 0 |
| Joiners>Leavers | 4 | -4 | 5 | 5 | 6 |

| 16-18 Year Old NEET Labour Market Summary | No | % |
|--|-----------|----------|
| Available: | | |
| Working not for reward | 2 | 0.89% |
| Not yet ready for work or learning | 25 | 11.16% |
| Start Date agreed | 6 | 2.68% |
| Seeking EET | 191 | 85.27% |
| Available Total | 224 | 100% |
| Unavailable: | | |
| Young carers | 1 | 1.64% |
| Teenage parents | 40 | 65.57% |
| Illness | 11 | 18.03% |
| Pregnancy | 8 | 13.11% |
| Religious grounds | 0 | 0.00% |
| Unlikely to be economically active | 1 | 1.64% |
| Other reason | 0 | 0.00% |
| Unavailable Total | 61 | 100% |

NEET Leavers and Joiners



% of Vulnerable Cohorts who are NEET



Education and Young People's Services Performance Management
NEET Monthly Report - Gravesham

| 16-18 year old cohort by Vulnerable Group | May-14 | Apr-14 | Mar-14 | Feb-14 | Jan-14 | Dec-13 | Nov-13 | Oct-13 | Sep-13 | Aug-13 | Jul-13 | Jun-13 | May-13 |
|--|---------------|---------------|---------------|---------------|---------------|---------------|---------------|---------------|---------------|---------------|---------------|---------------|---------------|
| Children in Care | 48 | 49 | 52 | 52 | 52 | 51 | 50 | 49 | 51 | 49 | 50 | 51 | 55 |
| Caring for own child | 39 | 39 | 39 | 39 | 38 | 34 | 31 | 29 | 28 | 56 | 55 | 55 | 55 |
| Asylum seeker | 15 | 15 | 15 | 15 | 15 | 15 | 15 | 13 | 14 | 23 | 24 | 22 | 22 |
| Carer not own child | 7 | 7 | 7 | 7 | 7 | 7 | 7 | 7 | 7 | 10 | 10 | 9 | 10 |
| Substance Misuse | 10 | 9 | 9 | 9 | 9 | 9 | 9 | 9 | 8 | 9 | 10 | 10 | 10 |
| Care Leaver | 5 | 5 | 5 | 5 | 5 | 5 | 5 | 5 | 6 | 11 | 11 | 10 | 10 |
| Supervised by YOT | 18 | 18 | 20 | 18 | 19 | 32 | 32 | 33 | 32 | 29 | 28 | 28 | 32 |
| Pregnancy | 18 | 18 | 17 | 15 | 14 | 17 | 18 | 17 | 14 | 13 | 12 | 13 | 13 |
| Parent not caring for own child | 2 | 2 | 2 | 2 | 2 | 2 | 2 | 2 | 2 | 6 | 6 | 5 | 5 |
| SEND (16-18 year olds) | 148 | 149 | 150 | 150 | 151 | 152 | 151 | 138 | 142 | 146 | 147 | 147 | 147 |
| SEND (19-24 year olds) | 265 | 297 | 272 | 275 | 279 | 282 | 284 | 285 | 289 | 242 | 244 | 248 | 251 |

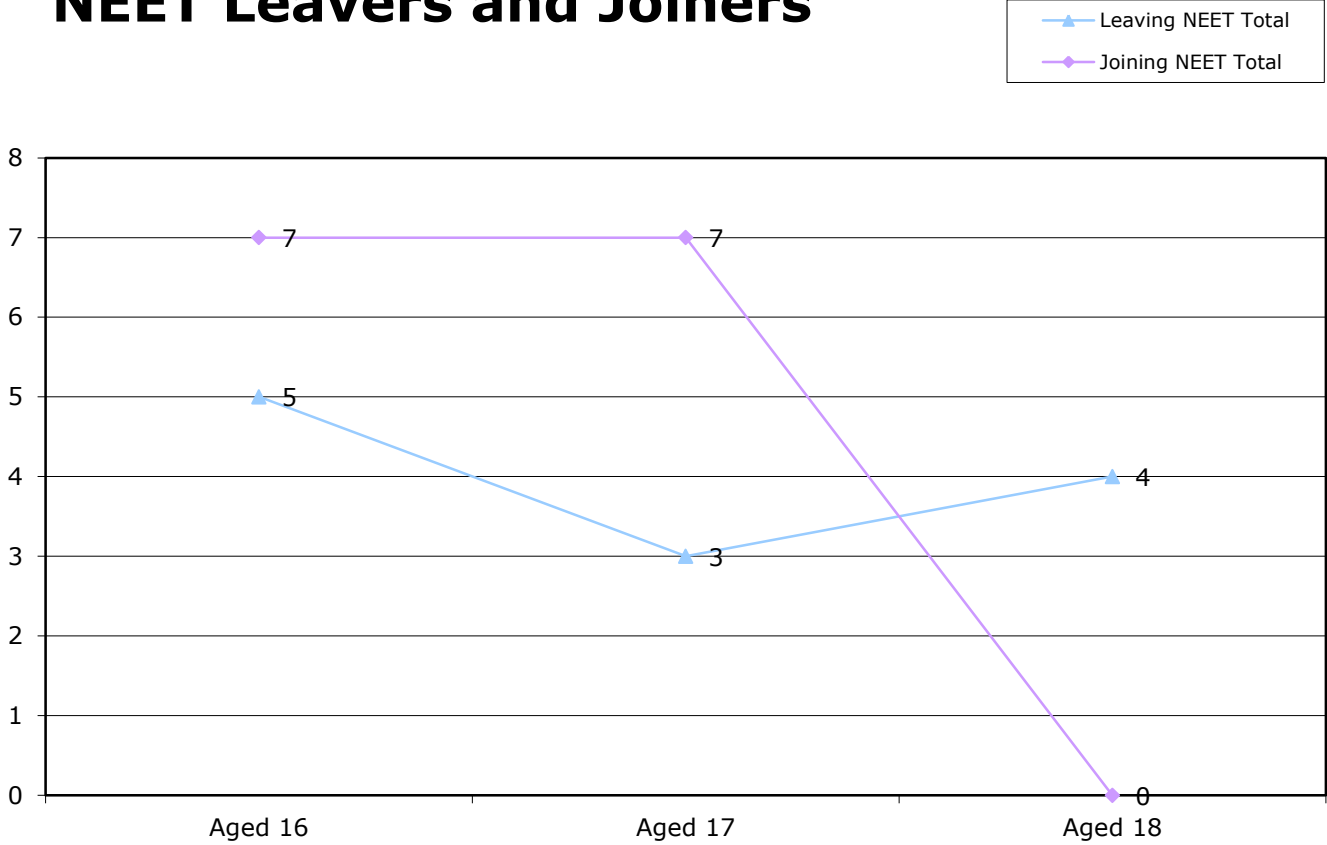
| 16-18 year old NEET by Vulnerable Group | May-14 | Apr-14 | Mar-14 | Feb-14 | Jan-14 | Dec-13 | Nov-13 | Oct-13 | Sep-13 | Aug-13 | Jul-13 | Jun-13 | May-13 |
|--|---------------|---------------|---------------|---------------|---------------|---------------|---------------|---------------|---------------|---------------|---------------|---------------|---------------|
| Children in Care | 9 | 10 | 10 | 10 | 10 | 10 | 9 | 8 | 7 | 5 | 4 | 3 | 4 |
| Caring for own child | 27 | 27 | 27 | 28 | 26 | 23 | 20 | 21 | 21 | 41 | 43 | 44 | 44 |
| Asylum seeker | 0 | 0 | 0 | 0 | 0 | 0 | 0 | 1 | 2 | 2 | 2 | 2 | 2 |
| Carer not own child | 3 | 3 | 3 | 3 | 3 | 3 | 3 | 3 | 3 | 3 | 3 | 2 | 3 |
| Substance Misuse | 3 | 2 | 1 | 1 | 1 | 1 | 1 | 2 | 0 | 2 | 2 | 2 | 2 |
| Care Leaver | 1 | 1 | 1 | 0 | 0 | 0 | 0 | 0 | 1 | 5 | 5 | 5 | 7 |
| Supervised by YOT | 11 | 12 | 12 | 7 | 7 | 10 | 9 | 8 | 7 | 5 | 6 | 5 | 6 |
| Pregnancy | 16 | 15 | 14 | 13 | 12 | 15 | 17 | 15 | 11 | 13 | 12 | 13 | 13 |
| Parent not caring for own child | 1 | 1 | 1 | 1 | 1 | 1 | 1 | 1 | 1 | 2 | 3 | 2 | 4 |
| SEND (16-18 year olds) | 22 | 25 | 25 | 22 | 24 | 18 | 15 | 12 | 10 | 16 | 17 | 16 | 16 |
| SEND (19-24 year olds) | 57 | 65 | 58 | 57 | 58 | 57 | 60 | 60 | 59 | 49 | 53 | 53 | 54 |

| 16-18 year old Not Knowns by Vulnerable Group | May-14 | Apr-14 | Mar-14 | Feb-14 | Jan-14 | Dec-13 | Nov-13 | Oct-13 | Sep-13 | Aug-13 | Jul-13 | Jun-13 | May-13 |
|--|---------------|---------------|---------------|---------------|---------------|---------------|---------------|---------------|---------------|---------------|---------------|---------------|---------------|
| Children in Care | 7 | 9 | 7 | 6 | 7 | 9 | 10 | 17 | 32 | 9 | 8 | 4 | 3 |
| Caring for own child | 5 | 4 | 2 | 3 | 1 | 1 | 2 | 4 | 4 | 4 | 4 | 0 | 0 |
| Asylum seeker | 4 | 5 | 4 | 4 | 4 | 4 | 5 | 6 | 10 | 4 | 3 | 2 | 2 |
| Carer not own child | 1 | 1 | 1 | 1 | 1 | 2 | 2 | 3 | 3 | 2 | 2 | 0 | 0 |
| Substance Misuse | 4 | 4 | 4 | 2 | 1 | 2 | 3 | 2 | 3 | 1 | 2 | 1 | 0 |
| Care Leaver | 0 | 0 | 0 | 0 | 0 | 0 | 0 | 1 | 3 | 1 | 1 | 1 | 1 |
| Supervised by YOT | 4 | 2 | 2 | 1 | 1 | 5 | 6 | 10 | 12 | 6 | 7 | 2 | 2 |
| Pregnancy | 0 | 0 | 0 | 0 | 0 | 0 | 0 | 2 | 3 | 0 | 0 | 0 | 0 |
| Parent not caring for own child | 0 | 0 | 0 | 0 | 0 | 0 | 0 | 0 | 0 | 1 | 0 | 0 | 0 |
| SEND (16-18 year olds) | 20 | 25 | 21 | 19 | 21 | 30 | 32 | 58 | 122 | 21 | 20 | 2 | 1 |
| SEND (19-24 year olds) | 183 | 194 | 190 | 192 | 191 | 192 | 193 | 197 | 214 | 164 | 164 | 161 | 162 |

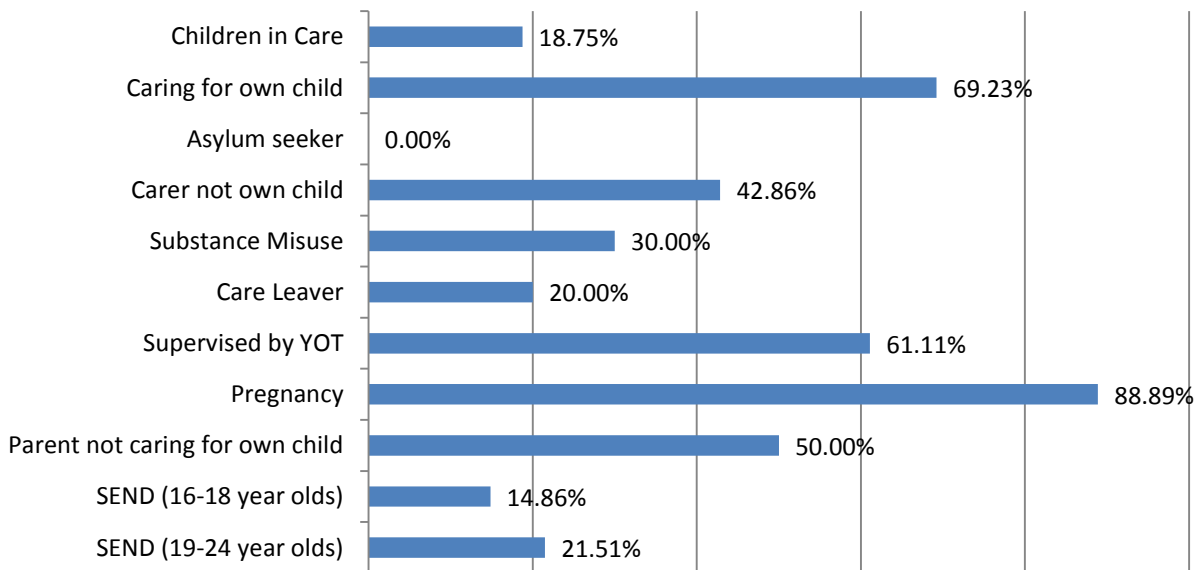
| 16-18 Year old NEET Leavers & Joiners | Aged 16 | Aged 17 | Aged 18 | 16-18 Total | Aged 19 |
|--|----------------|----------------|----------------|------------------------|----------------|
| Leaving NEET Total | 5 | 3 | 4 | 12 | 12 |
| Education | 0 | 0 | 0 | 0 | 0 |
| Employment | 4 | 0 | 2 | 6 | 0 |
| Government supported training | 1 | 2 | 2 | 5 | 0 |
| Re-engagement Provision | 0 | 0 | 0 | 0 | 0 |
| NEET in other area | 0 | 1 | 0 | 1 | 0 |
| Custodial Sentence | 0 | 0 | 0 | 0 | 0 |
| Moved Away | 0 | 0 | 0 | 0 | 12 |
| Cannot Be Contacted | 0 | 0 | 0 | 0 | 0 |
| Refused to disclose activity | 0 | 0 | 0 | 0 | 0 |
| Unknown Activity | 0 | 0 | 0 | 0 | 0 |
| Other Reason | 0 | 0 | 0 | 0 | 0 |
| Joining NEET Total | 7 | 7 | 0 | 14 | 0 |
| Education | 2 | 0 | 0 | 2 | 0 |
| Employment | 1 | 1 | 0 | 2 | 0 |
| Government supported training | 2 | 1 | 0 | 3 | 0 |
| Re-engagement Provision | 0 | 0 | 0 | 0 | 0 |
| NEET in other area | 0 | 0 | 0 | 0 | 0 |
| Other (inc custodial sentence) | 2 | 5 | 0 | 7 | 0 |
| Joiners>Leavers | -2 | -4 | 4 | -2 | 12 |

| 16-18 Year Old NEET Labour Market Summary | No | % |
|--|-----------|----------|
| Available: | | |
| Working not for reward | 0 | 0.00% |
| Not yet ready for work or learning | 9 | 5.36% |
| Start Date agreed | 1 | 0.60% |
| Seeking EET | 158 | 94.05% |
| Available Total | 168 | 100% |
| Unavailable: | | |
| Young carers | 1 | 1.61% |
| Teenage parents | 23 | 37.10% |
| Illness | 28 | 45.16% |
| Pregnancy | 10 | 16.13% |
| Religious grounds | 0 | 0.00% |
| Unlikely to be economically active | 0 | 0.00% |
| Other reason | 0 | 0.00% |
| Unavailable Total | 62 | 100% |

NEET Leavers and Joiners



% of Vulnerable Cohorts who are NEET



Education and Young People's Services Performance Management
NEET Monthly Report - Maidstone

| 16-18 year old cohort by Vulnerable Group | May-14 | Apr-14 | Mar-14 | Feb-14 | Jan-14 | Dec-13 | Nov-13 | Oct-13 | Sep-13 | Aug-13 | Jul-13 | Jun-13 | May-13 |
|--|---------------|---------------|---------------|---------------|---------------|---------------|---------------|---------------|---------------|---------------|---------------|---------------|---------------|
| Children in Care | 48 | 47 | 44 | 44 | 43 | 41 | 42 | 46 | 50 | 66 | 66 | 64 | 63 |
| Caring for own child | 48 | 48 | 48 | 48 | 48 | 46 | 41 | 39 | 39 | 87 | 85 | 85 | 84 |
| Asylum seeker | 10 | 10 | 10 | 11 | 11 | 11 | 10 | 12 | 13 | 23 | 23 | 24 | 24 |
| Carer not own child | 10 | 10 | 9 | 9 | 9 | 9 | 9 | 12 | 12 | 15 | 14 | 14 | 13 |
| Substance Misuse | 14 | 14 | 13 | 12 | 11 | 11 | 10 | 9 | 9 | 8 | 9 | 8 | 8 |
| Care Leaver | 5 | 5 | 5 | 5 | 5 | 5 | 5 | 2 | 2 | 4 | 4 | 4 | 4 |
| Supervised by YOT | 17 | 16 | 15 | 17 | 16 | 25 | 24 | 23 | 26 | 23 | 25 | 25 | 21 |
| Pregnancy | 8 | 7 | 7 | 7 | 7 | 8 | 9 | 7 | 6 | 12 | 11 | 12 | 11 |
| Parent not caring for own child | 2 | 1 | 1 | 1 | 1 | 1 | 2 | 3 | 3 | 4 | 4 | 4 | 3 |
| SEND (16-18 year olds) | 212 | 210 | 210 | 210 | 209 | 208 | 207 | 199 | 201 | 227 | 228 | 227 | 226 |
| SEND (19-24 year olds) | 379 | 429 | 385 | 389 | 391 | 393 | 397 | 404 | 406 | 328 | 334 | 339 | 350 |

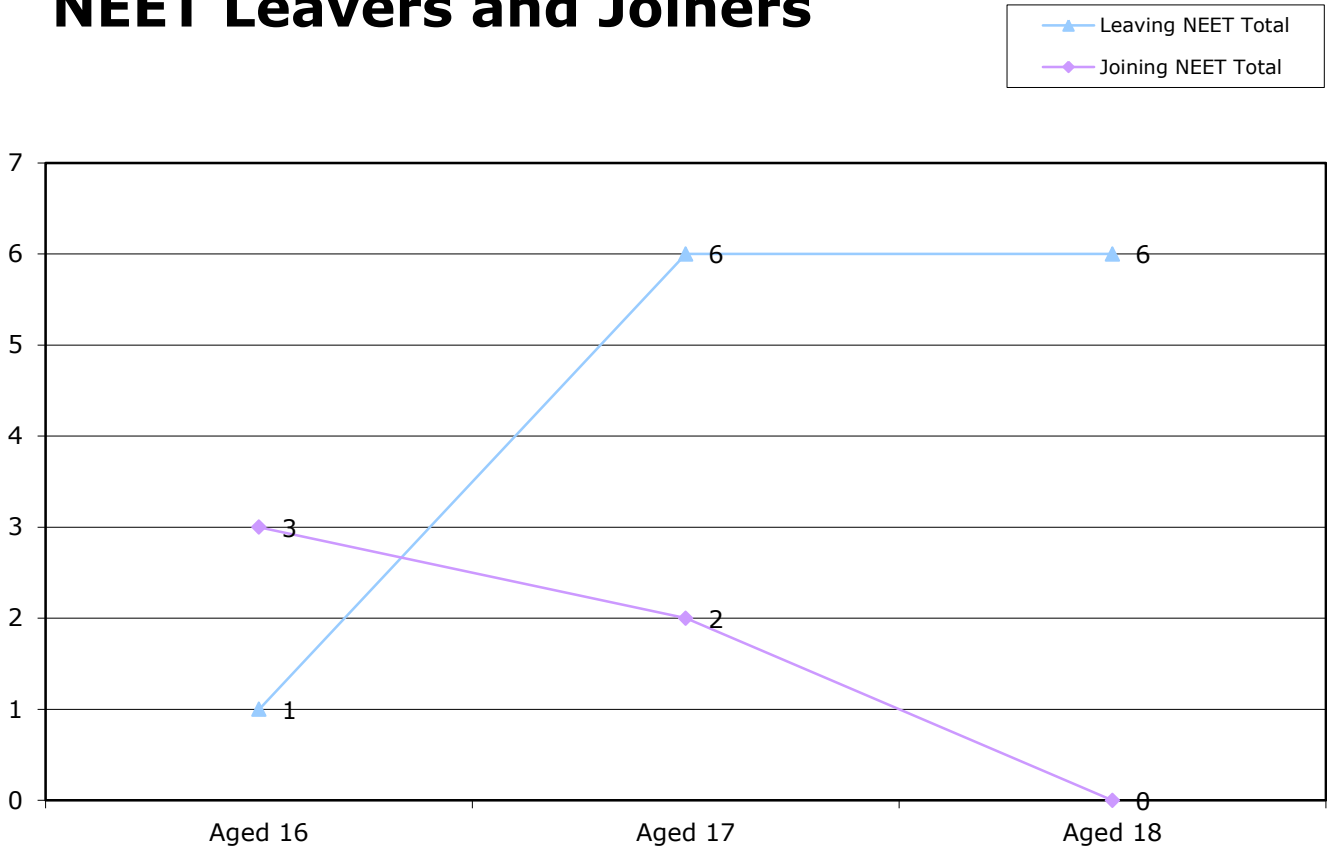
| 16-18 year old NEET by Vulnerable Group | May-14 | Apr-14 | Mar-14 | Feb-14 | Jan-14 | Dec-13 | Nov-13 | Oct-13 | Sep-13 | Aug-13 | Jul-13 | Jun-13 | May-13 |
|--|---------------|---------------|---------------|---------------|---------------|---------------|---------------|---------------|---------------|---------------|---------------|---------------|---------------|
| Children in Care | 14 | 14 | 12 | 12 | 13 | 11 | 8 | 8 | 5 | 14 | 11 | 10 | 10 |
| Caring for own child | 36 | 36 | 38 | 38 | 38 | 33 | 26 | 25 | 25 | 61 | 59 | 59 | 64 |
| Asylum seeker | 1 | 1 | 1 | 1 | 1 | 1 | 0 | 0 | 0 | 1 | 2 | 2 | 2 |
| Carer not own child | 5 | 6 | 6 | 6 | 6 | 6 | 5 | 4 | 4 | 9 | 9 | 9 | 8 |
| Substance Misuse | 7 | 6 | 6 | 5 | 5 | 5 | 4 | 2 | 1 | 4 | 4 | 4 | 3 |
| Care Leaver | 1 | 1 | 1 | 1 | 1 | 1 | 1 | 0 | 0 | 1 | 1 | 1 | 2 |
| Supervised by YOT | 8 | 7 | 6 | 8 | 8 | 10 | 6 | 3 | 4 | 7 | 7 | 8 | 5 |
| Pregnancy | 8 | 7 | 7 | 7 | 7 | 8 | 9 | 7 | 5 | 7 | 5 | 6 | 5 |
| Parent not caring for own child | 2 | 1 | 1 | 1 | 1 | 0 | 1 | 2 | 1 | 3 | 2 | 2 | 1 |
| SEND (16-18 year olds) | 21 | 19 | 19 | 19 | 17 | 16 | 16 | 14 | 11 | 24 | 22 | 21 | 20 |
| SEND (19-24 year olds) | 95 | 99 | 96 | 96 | 95 | 93 | 91 | 92 | 94 | 84 | 85 | 83 | 80 |

| 16-18 year old Not Known by Vulnerable Group | May-14 | Apr-14 | Mar-14 | Feb-14 | Jan-14 | Dec-13 | Nov-13 | Oct-13 | Sep-13 | Aug-13 | Jul-13 | Jun-13 | Apr-13 |
|---|---------------|---------------|---------------|---------------|---------------|---------------|---------------|---------------|---------------|---------------|---------------|---------------|---------------|
| Children in Care | 8 | 7 | 6 | 4 | 4 | 3 | 10 | 17 | 34 | 17 | 15 | 5 | 4 |
| Caring for own child | 6 | 4 | 4 | 3 | 2 | 5 | 7 | 9 | 5 | 9 | 7 | 2 | 0 |
| Asylum seeker | 2 | 2 | 2 | 1 | 1 | 1 | 5 | 7 | 10 | 7 | 7 | 2 | 1 |
| Carer not own child | 1 | 0 | 0 | 0 | 0 | 0 | 1 | 3 | 7 | 1 | 2 | 0 | 0 |
| Substance Misuse | 2 | 5 | 2 | 1 | 1 | 0 | 1 | 2 | 3 | 0 | 0 | 0 | 0 |
| Care Leaver | 2 | 1 | 0 | 0 | 0 | 0 | 0 | 0 | 0 | 0 | 0 | 0 | 0 |
| Supervised by YOT | 5 | 2 | 1 | 1 | 1 | 2 | 2 | 5 | 9 | 2 | 2 | 0 | 0 |
| Pregnancy | 0 | 0 | 0 | 0 | 0 | 0 | 0 | 0 | 0 | 3 | 3 | 0 | 0 |
| Parent not caring for own child | 0 | 0 | 0 | 0 | 0 | 0 | 0 | 0 | 0 | 0 | 0 | 0 | 0 |
| SEND (16-18 year olds) | 25 | 25 | 18 | 14 | 15 | 20 | 31 | 55 | 170 | 32 | 24 | 3 | 1 |
| SEND (19-24 year olds) | 250 | 263 | 257 | 257 | 258 | 261 | 246 | 259 | 265 | 173 | 164 | 140 | 174 |

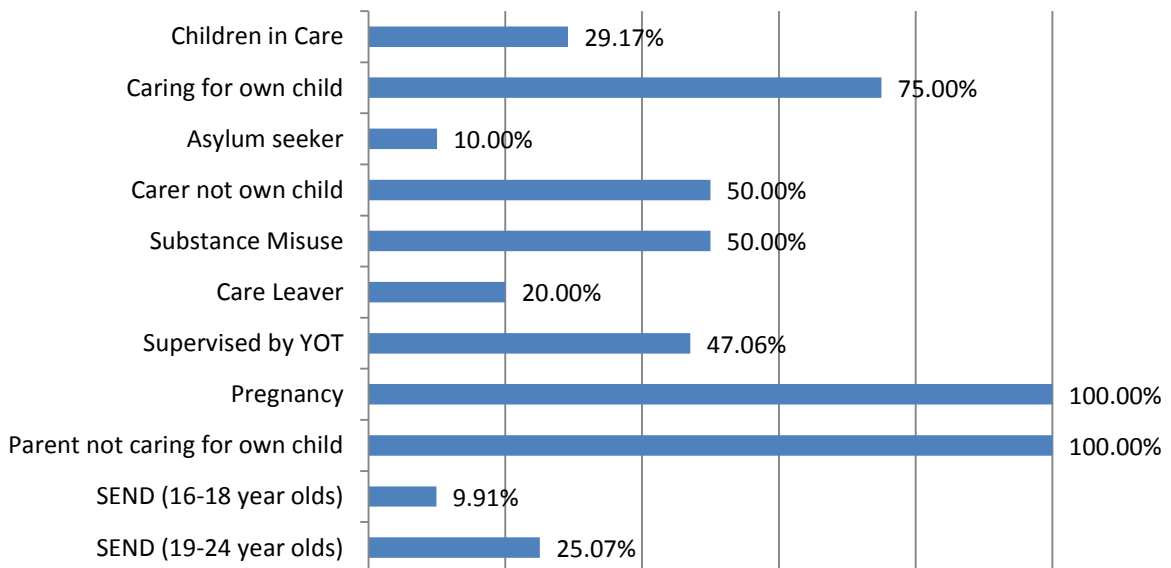
| 16-18 Year old NEET Leavers & Joiners | Aged 16 | Aged 17 | Aged 18 | 16-18 Total | Aged 19 |
|--|----------------|----------------|----------------|------------------------|----------------|
| Leaving NEET Total | 1 | 6 | 6 | 13 | 3 |
| Education | 0 | 0 | 0 | 0 | 0 |
| Employment | 1 | 5 | 6 | 12 | 0 |
| Government supported training | 0 | 1 | 0 | 1 | 0 |
| Re-engagement Provision | 0 | 0 | 0 | 0 | 0 |
| NEET in other area | 0 | 0 | 0 | 0 | 0 |
| Custodial Sentence | 0 | 0 | 0 | 0 | 0 |
| Moved Away | 0 | 0 | 0 | 0 | 3 |
| Cannot Be Contacted | 0 | 0 | 0 | 0 | 0 |
| Refused to disclose activity | 0 | 0 | 0 | 0 | 0 |
| Unknown Activity | 0 | 0 | 0 | 0 | 0 |
| Other Reason | 0 | 0 | 0 | 0 | 0 |
| Joining NEET Total | 3 | 2 | 0 | 5 | 2 |
| Education | 1 | 0 | 0 | 1 | 1 |
| Employment | 0 | 0 | 0 | 0 | 0 |
| Government supported training | 0 | 1 | 0 | 1 | 0 |
| Re-engagement Provision | 0 | 0 | 0 | 0 | 0 |
| NEET in other area | 0 | 0 | 0 | 0 | 0 |
| Other (inc custodial sentence) | 2 | 1 | 0 | 3 | 1 |
| Joiners>Leavers | -2 | 4 | 6 | 8 | 1 |

| 16-18 Year Old NEET Labour Market Summary | No | % |
|--|-----------|----------|
| Available: | | |
| Working not for reward | 5 | 2.22% |
| Not yet ready for work or learning | 19 | 8.44% |
| Start Date agreed | 1 | 0.44% |
| Seeking EET | 200 | 88.89% |
| Available Total | 225 | 100% |
| Unavailable: | | |
| Young carers | 3 | 8.33% |
| Teenage parents | 18 | 50.00% |
| Illness | 11 | 30.56% |
| Pregnancy | 3 | 8.33% |
| Religious grounds | 0 | 0.00% |
| Unlikely to be economically active | 1 | 2.78% |
| Other reason | 0 | 0.00% |
| Unavailable Total | 36 | 100% |

NEET Leavers and Joiners



% of Vulnerable Cohorts who are NEET



Education and Young People's Services Performance Management
NEET Monthly Report - Sevenoaks

| 16-18 year old cohort by Vulnerable Group | May-14 | Apr-14 | Mar-14 | Feb-14 | Jan-14 | Dec-13 | Nov-13 | Oct-13 | Sep-13 | Aug-13 | Jul-13 | Jun-13 | May-13 |
|--|---------------|---------------|---------------|---------------|---------------|---------------|---------------|---------------|---------------|---------------|---------------|---------------|---------------|
| Children in Care | 18 | 18 | 18 | 18 | 18 | 18 | 17 | 18 | 20 | 19 | 18 | 19 | 18 |
| Caring for own child | 22 | 22 | 21 | 21 | 19 | 18 | 15 | 14 | 13 | 31 | 31 | 27 | 27 |
| Asylum seeker | 0 | 0 | 0 | 0 | 0 | 0 | 0 | 0 | 0 | 0 | 0 | 0 | 0 |
| Carer not own child | 5 | 5 | 5 | 4 | 4 | 4 | 5 | 5 | 4 | 6 | 6 | 6 | 6 |
| Substance Misuse | 8 | 8 | 9 | 8 | 8 | 9 | 9 | 8 | 8 | 6 | 6 | 5 | 5 |
| Care Leaver | 0 | 0 | 0 | 0 | 0 | 0 | 0 | 0 | 0 | 0 | 0 | 0 | 0 |
| Supervised by YOT | 14 | 15 | 16 | 15 | 14 | 25 | 22 | 22 | 19 | 23 | 21 | 21 | 20 |
| Pregnancy | 5 | 4 | 4 | 4 | 4 | 4 | 5 | 5 | 5 | 7 | 5 | 7 | 7 |
| Parent not caring for own child | 0 | 1 | 1 | 1 | 1 | 1 | 0 | 0 | 0 | 0 | 0 | 0 | 0 |
| SEND (16-18 year olds) | 119 | 120 | 120 | 120 | 120 | 120 | 116 | 125 | 145 | 131 | 131 | 132 | 130 |
| SEND (19-24 year olds) | 197 | 230 | 203 | 205 | 205 | 210 | 213 | 217 | 223 | 180 | 187 | 195 | 199 |

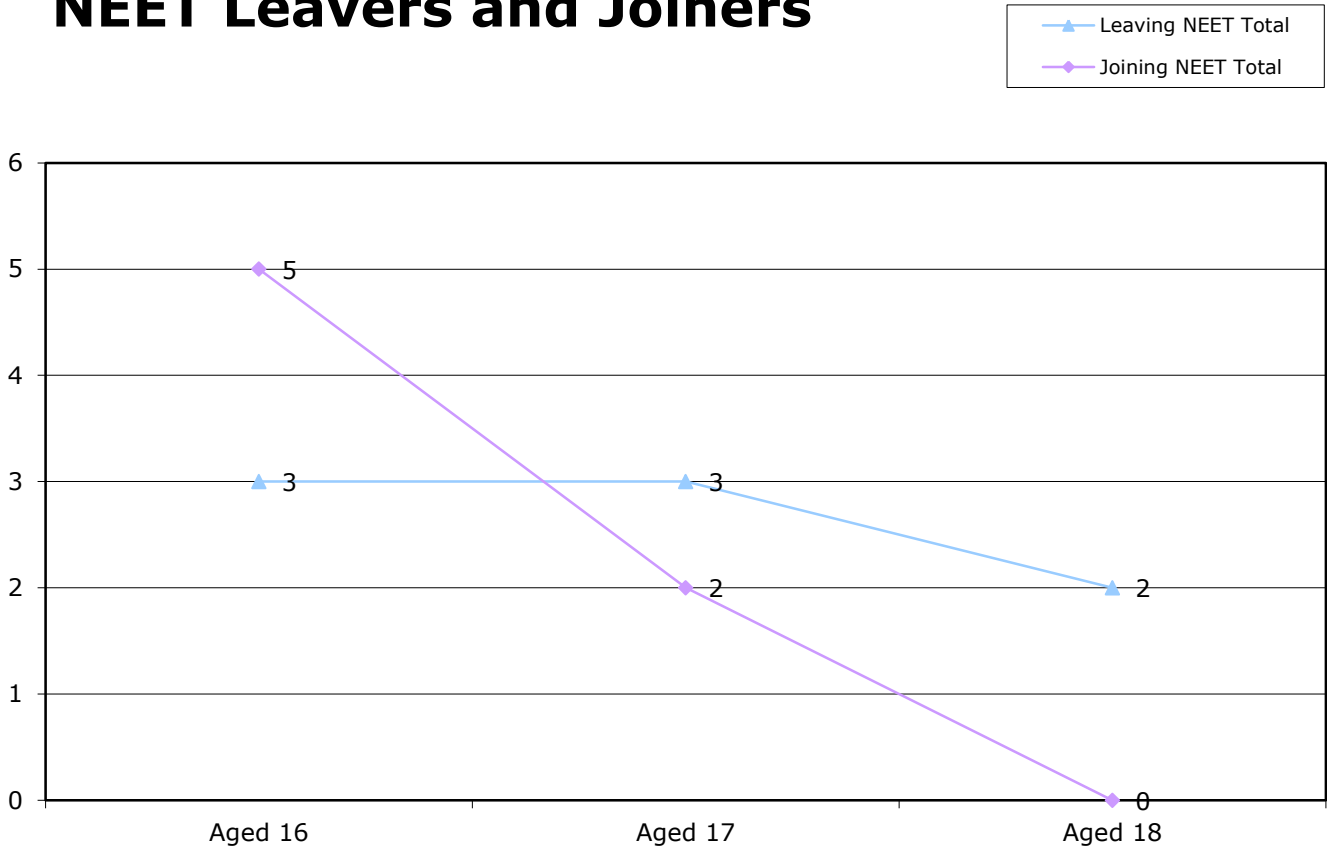
| 16-18 year old NEET by Vulnerable Group | May-14 | Apr-14 | Mar-14 | Feb-14 | Jan-14 | Dec-13 | Nov-13 | Oct-13 | Sep-13 | Aug-13 | Jul-13 | Jun-13 | May-13 |
|--|---------------|---------------|---------------|---------------|---------------|---------------|---------------|---------------|---------------|---------------|---------------|---------------|---------------|
| Children in Care | 2 | 2 | 2 | 2 | 2 | 2 | 1 | 1 | 2 | 3 | 3 | 4 | 3 |
| Caring for own child | 17 | 18 | 17 | 18 | 16 | 15 | 12 | 12 | 11 | 24 | 23 | 18 | 18 |
| Asylum seeker | 0 | 0 | 0 | 0 | 0 | 0 | 0 | 0 | 0 | 0 | 0 | 0 | 0 |
| Carer not own child | 3 | 3 | 3 | 2 | 2 | 2 | 2 | 2 | 1 | 2 | 2 | 2 | 2 |
| Substance Misuse | 2 | 2 | 3 | 1 | 1 | 2 | 2 | 1 | 1 | 2 | 3 | 2 | 2 |
| Care Leaver | 0 | 0 | 0 | 0 | 0 | 0 | 0 | 0 | 0 | 0 | 0 | 0 | 0 |
| Supervised by YOT | 2 | 5 | 6 | 6 | 5 | 8 | 8 | 9 | 6 | 7 | 7 | 7 | 7 |
| Pregnancy | 3 | 2 | 2 | 2 | 2 | 2 | 3 | 3 | 3 | 4 | 2 | 4 | 4 |
| Parent not caring for own child | 0 | 1 | 1 | 1 | 1 | 1 | 0 | 0 | 0 | 0 | 0 | 0 | 0 |
| SEND (16-18 year olds) | 7 | 9 | 9 | 9 | 9 | 11 | 9 | 10 | 5 | 12 | 13 | 14 | 12 |
| SEND (19-24 year olds) | 26 | 28 | 26 | 24 | 24 | 24 | 24 | 22 | 21 | 15 | 15 | 16 | 16 |

| 16-18 year old Not Known by Vulnerable Group | May-14 | Apr-14 | Mar-14 | Feb-14 | Jan-14 | Dec-13 | Nov-13 | Oct-13 | Sep-13 | Aug-13 | Jul-13 | Jun-13 | May-13 |
|---|---------------|---------------|---------------|---------------|---------------|---------------|---------------|---------------|---------------|---------------|---------------|---------------|---------------|
| Children in Care | 0 | 1 | 0 | 0 | 0 | 1 | 3 | 2 | 10 | 2 | 1 | 0 | 0 |
| Caring for own child | 2 | 1 | 1 | 1 | 1 | 1 | 1 | 1 | 1 | 2 | 2 | 1 | 0 |
| Asylum seeker | 0 | 0 | 0 | 0 | 0 | 0 | 0 | 0 | 0 | 0 | 0 | 0 | 0 |
| Carer not own child | 0 | 0 | 0 | 0 | 0 | 0 | 1 | 1 | 2 | 1 | 1 | 0 | 0 |
| Substance Misuse | 1 | 0 | 0 | 0 | 0 | 0 | 3 | 3 | 3 | 0 | 0 | 0 | 0 |
| Care Leaver | 0 | 0 | 0 | 0 | 0 | 0 | 0 | 0 | 0 | 0 | 0 | 0 | 0 |
| Supervised by YOT | 3 | 3 | 1 | 0 | 0 | 0 | 1 | 3 | 6 | 1 | 1 | 0 | 0 |
| Pregnancy | 0 | 0 | 0 | 0 | 0 | 0 | 1 | 1 | 1 | 0 | 0 | 0 | 0 |
| Parent not caring for own child | 0 | 0 | 0 | 0 | 0 | 0 | 0 | 0 | 0 | 0 | 0 | 0 | 0 |
| SEND (16-18 year olds) | 10 | 9 | 3 | 3 | 3 | 2 | 2 | 6 | 131 | 15 | 13 | 3 | 1 |
| SEND (19-24 year olds) | 134 | 144 | 139 | 142 | 143 | 145 | 147 | 163 | 175 | 123 | 126 | 118 | 116 |

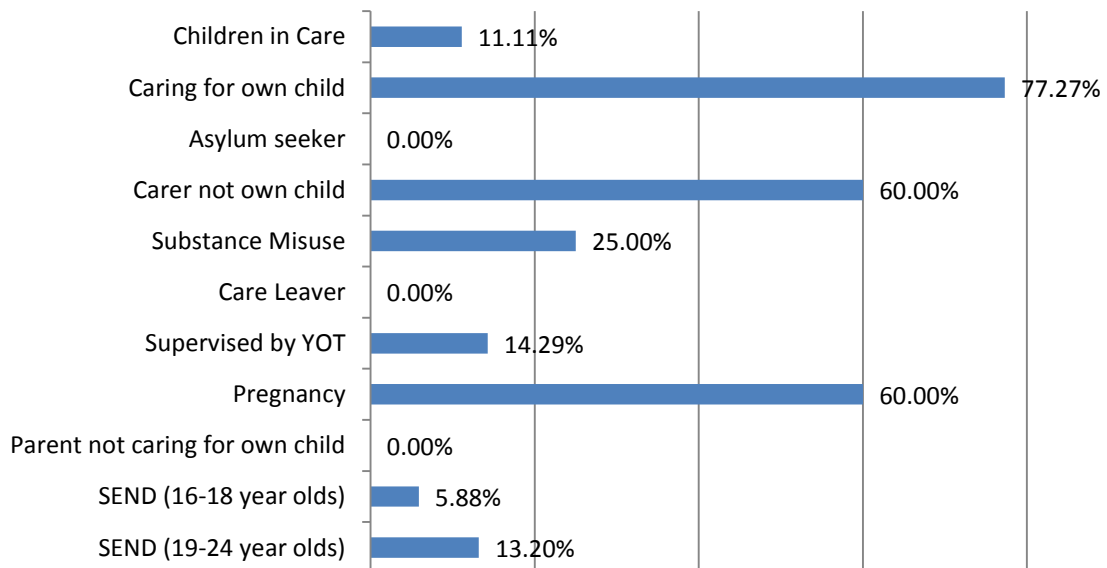
| 16-18 Year old NEET Leavers & Joiners | Aged 16 | Aged 17 | Aged 18 | 16-18 Total | Aged 19 |
|--|----------------|----------------|----------------|------------------------|----------------|
| Leaving NEET Total | 3 | 3 | 2 | 8 | 3 |
| Education | 0 | 0 | 0 | 0 | 0 |
| Employment | 1 | 3 | 1 | 5 | 0 |
| Government supported training | 2 | 0 | 1 | 3 | 1 |
| Re-engagement Provision | 0 | 0 | 0 | 0 | 0 |
| NEET in other area | 0 | 0 | 0 | 0 | 0 |
| Custodial Sentence | 0 | 0 | 0 | 0 | 0 |
| Moved Away | 0 | 0 | 0 | 0 | 2 |
| Cannot Be Contacted | 0 | 0 | 0 | 0 | 0 |
| Refused to disclose activity | 0 | 0 | 0 | 0 | 0 |
| Unknown Activity | 0 | 0 | 0 | 0 | 0 |
| Other Reason | 0 | 0 | 0 | 0 | 0 |
| Joining NEET Total | 5 | 2 | 0 | 7 | 0 |
| Education | 1 | 0 | 0 | 1 | 0 |
| Employment | 0 | 0 | 0 | 0 | 0 |
| Government supported training | 1 | 1 | 0 | 2 | 0 |
| Re-engagement Provision | 0 | 0 | 0 | 0 | 0 |
| NEET in other area | 0 | 0 | 0 | 0 | 0 |
| Other (inc custodial sentence) | 3 | 1 | 0 | 4 | 0 |
| Joiners>Leavers | -2 | 1 | 2 | 1 | 3 |

| 16-18 Year Old NEET Labour Market Summary | No | % |
|--|-----------|----------|
| Available: | | |
| Working not for reward | 6 | 7.41% |
| Not yet ready for work or learning | 5 | 6.17% |
| Start Date agreed | 1 | 1.23% |
| Seeking EET | 69 | 85.19% |
| Available Total | 81 | 100% |
| Unavailable: | | |
| Young carers | 2 | 7.69% |
| Teenage parents | 13 | 50.00% |
| Illness | 10 | 38.46% |
| Pregnancy | 1 | 3.85% |
| Religious grounds | 0 | 0.00% |
| Unlikely to be economically active | 0 | 0.00% |
| Other reason | 0 | 0.00% |
| Unavailable Total | 26 | 100% |

NEET Leavers and Joiners



% of Vulnerable Cohorts who are NEET



Education and Young People's Services Performance Management

NEET Monthly Report - Shepway

| 16-18 year old cohort by Vulnerable Group | May-14 | Apr-14 | Mar-14 | Feb-14 | Jan-14 | Dec-13 | Nov-13 | Oct-13 | Sep-13 | Aug-13 | Jul-13 | Jun-13 | May-13 |
|--|---------------|---------------|---------------|---------------|---------------|---------------|---------------|---------------|---------------|---------------|---------------|---------------|---------------|
| Children in Care | 57 | 57 | 57 | 59 | 59 | 58 | 60 | 57 | 58 | 52 | 52 | 53 | 50 |
| Caring for own child | 44 | 44 | 44 | 43 | 42 | 41 | 38 | 34 | 33 | 79 | 78 | 71 | 68 |
| Asylum seeker | 8 | 8 | 8 | 8 | 8 | 8 | 8 | 9 | 8 | 10 | 9 | 10 | 10 |
| Carer not own child | 4 | 4 | 4 | 4 | 4 | 4 | 4 | 4 | 4 | 10 | 10 | 11 | 11 |
| Substance Misuse | 24 | 24 | 23 | 24 | 25 | 26 | 28 | 26 | 25 | 28 | 27 | 25 | 25 |
| Care Leaver | 15 | 15 | 15 | 13 | 13 | 13 | 13 | 13 | 13 | 28 | 27 | 24 | 26 |
| Supervised by YOT | 14 | 14 | 13 | 15 | 15 | 22 | 23 | 24 | 25 | 19 | 20 | 20 | 22 |
| Pregnancy | 21 | 20 | 20 | 16 | 17 | 15 | 16 | 15 | 7 | 20 | 21 | 27 | 25 |
| Parent not caring for own child | 4 | 4 | 4 | 4 | 5 | 4 | 3 | 3 | 3 | 5 | 4 | 4 | 5 |
| SEND (16-18 year olds) | 148 | 149 | 147 | 148 | 149 | 147 | 144 | 144 | 143 | 147 | 148 | 149 | 148 |
| SEND (19-24 year olds) | 249 | 284 | 252 | 257 | 259 | 262 | 264 | 269 | 270 | 219 | 226 | 232 | 238 |

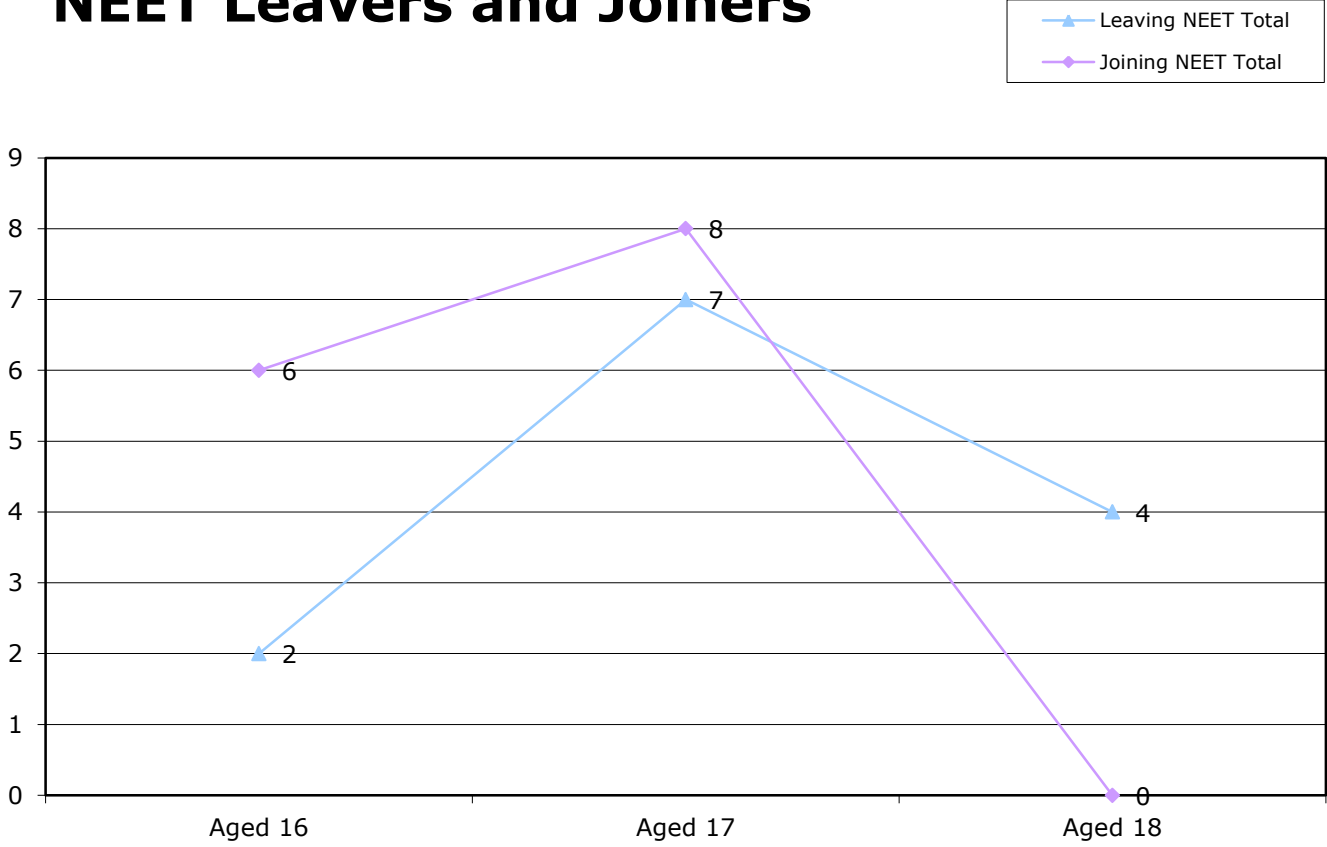
| 16-18 year old NEET by Vulnerable Group | May-14 | Apr-14 | Mar-14 | Feb-14 | Jan-14 | Dec-13 | Nov-13 | Oct-13 | Sep-13 | Aug-13 | Jul-13 | Jun-13 | May-13 |
|--|---------------|---------------|---------------|---------------|---------------|---------------|---------------|---------------|---------------|---------------|---------------|---------------|---------------|
| Children in Care | 14 | 15 | 16 | 19 | 17 | 17 | 16 | 14 | 16 | 17 | 14 | 12 | 10 |
| Caring for own child | 27 | 26 | 26 | 28 | 29 | 27 | 25 | 21 | 19 | 49 | 47 | 44 | 46 |
| Asylum seeker | 1 | 2 | 3 | 3 | 2 | 2 | 2 | 2 | 2 | 2 | 1 | 2 | 2 |
| Carer not own child | 1 | 1 | 1 | 2 | 2 | 2 | 2 | 2 | 2 | 6 | 6 | 7 | 7 |
| Substance Misuse | 12 | 13 | 12 | 11 | 12 | 13 | 14 | 13 | 12 | 14 | 12 | 11 | 10 |
| Care Leaver | 8 | 8 | 8 | 5 | 6 | 6 | 6 | 7 | 7 | 13 | 11 | 9 | 11 |
| Supervised by YOT | 6 | 6 | 5 | 6 | 7 | 10 | 11 | 10 | 13 | 9 | 6 | 6 | 5 |
| Pregnancy | 16 | 15 | 15 | 12 | 12 | 10 | 10 | 6 | 2 | 12 | 13 | 17 | 15 |
| Parent not caring for own child | 2 | 2 | 2 | 2 | 3 | 1 | 1 | 3 | 3 | 4 | 3 | 3 | 4 |
| SEND (16-18 year olds) | 18 | 17 | 18 | 15 | 16 | 16 | 15 | 10 | 9 | 19 | 17 | 17 | 16 |
| SEND (19-24 year olds) | 50 | 56 | 51 | 51 | 52 | 54 | 55 | 63 | 70 | 61 | 59 | 61 | 60 |

| 16-18 year old Not Known by Vulnerable Group | May-14 | Apr-14 | Mar-14 | Feb-14 | Jan-14 | Dec-13 | Nov-13 | Oct-13 | Sep-13 | Aug-13 | Jul-13 | Jun-13 | May-13 |
|---|---------------|---------------|---------------|---------------|---------------|---------------|---------------|---------------|---------------|---------------|---------------|---------------|---------------|
| Children in Care | 7 | 5 | 3 | 3 | 4 | 5 | 6 | 16 | 36 | 3 | 5 | 1 | 1 |
| Caring for own child | 1 | 3 | 2 | 1 | 1 | 1 | 1 | 2 | 8 | 4 | 3 | 3 | 1 |
| Asylum seeker | 5 | 4 | 4 | 4 | 4 | 3 | 2 | 3 | 4 | 3 | 2 | 1 | 1 |
| Carer not own child | 0 | 0 | 0 | 0 | 0 | 0 | 0 | 1 | 1 | 1 | 1 | 1 | 1 |
| Substance Misuse | 4 | 6 | 1 | 0 | 0 | 1 | 3 | 5 | 11 | 1 | 1 | 0 | 1 |
| Care Leaver | 6 | 5 | 4 | 2 | 2 | 2 | 2 | 2 | 4 | 4 | 4 | 3 | 1 |
| Supervised by YOT | 2 | 2 | 1 | 1 | 1 | 2 | 1 | 4 | 8 | 3 | 3 | 0 | 0 |
| Pregnancy | 0 | 1 | 0 | 0 | 0 | 0 | 0 | 2 | 5 | 1 | 1 | 2 | 3 |
| Parent not caring for own child | 1 | 0 | 0 | 0 | 0 | 1 | 0 | 0 | 0 | 0 | 0 | 0 | 0 |
| SEND (16-18 year olds) | 12 | 11 | 5 | 3 | 3 | 4 | 4 | 14 | 72 | 9 | 9 | 1 | 2 |
| SEND (19-24 year olds) | 144 | 147 | 139 | 144 | 144 | 145 | 142 | 146 | 176 | 104 | 110 | 92 | 109 |

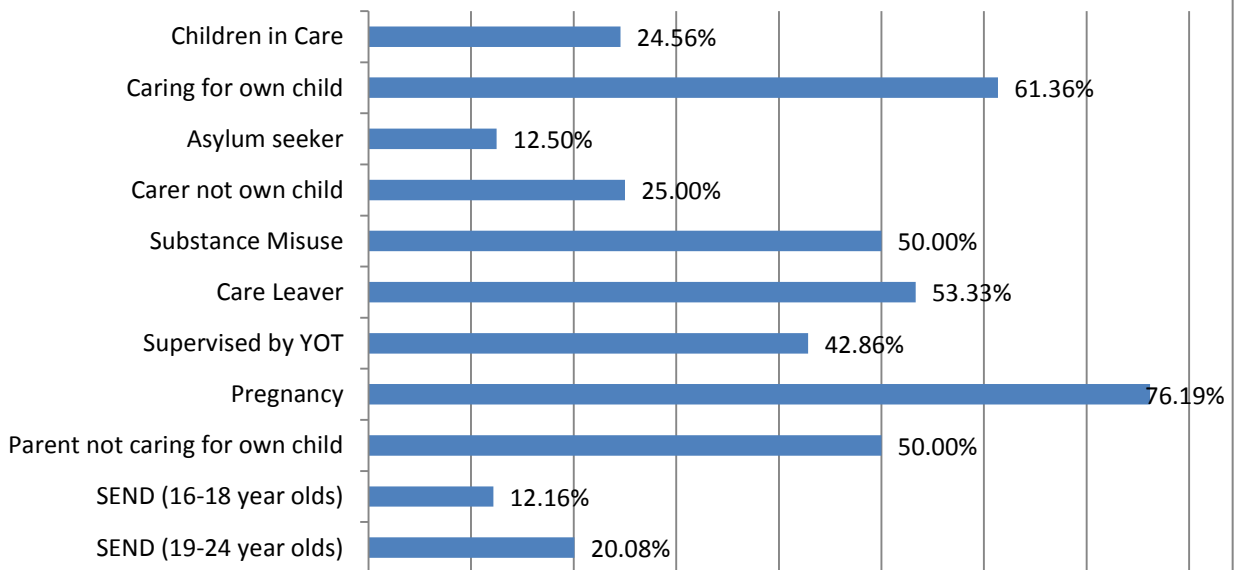
| 16-18 Year old NEET Leavers & Joiners | Aged 16 | Aged 17 | Aged 18 | 16-18 Total | Aged 19 |
|--|----------------|----------------|----------------|------------------------|----------------|
| Leaving NEET Total | 2 | 7 | 4 | 13 | 11 |
| Education | 0 | 0 | 0 | 0 | 0 |
| Employment | 0 | 1 | 4 | 5 | 0 |
| Government supported training | 2 | 5 | 0 | 7 | 1 |
| Re-engagement Provision | 0 | 0 | 0 | 0 | 0 |
| NEET in other area | 0 | 0 | 0 | 0 | 0 |
| Custodial Sentence | 0 | 0 | 0 | 0 | 0 |
| Moved Away | 0 | 0 | 0 | 0 | 10 |
| Cannot Be Contacted | 0 | 0 | 0 | 0 | 0 |
| Refused to disclose activity | 0 | 0 | 0 | 0 | 0 |
| Unknown Activity | 0 | 1 | 0 | 1 | 0 |
| Other Reason | 0 | 0 | 0 | 0 | 0 |
| Joining NEET Total | 6 | 8 | 0 | 14 | 1 |
| Education | 3 | 2 | 0 | 5 | 0 |
| Employment | 0 | 1 | 0 | 1 | 0 |
| Government supported training | 0 | 1 | 0 | 1 | 0 |
| Re-engagement Provision | 0 | 0 | 0 | 0 | 0 |
| NEET in other area | 0 | 0 | 0 | 0 | 0 |
| Other (inc custodial sentence) | 3 | 4 | 0 | 7 | 1 |
| Joiners>Leavers | -4 | -1 | 4 | -1 | 10 |

| 16-18 Year Old NEET Labour Market Summary | No | % |
|--|-----------|----------|
| Available: | | |
| Working not for reward | 6 | 3.23% |
| Not yet ready for work or learning | 15 | 8.06% |
| Start Date agreed | 3 | 1.61% |
| Seeking EET | 162 | 87.10% |
| Available Total | 186 | 100% |
| Unavailable: | | |
| Young carers | 1 | 2.04% |
| Teenage parents | 23 | 46.94% |
| Illness | 14 | 28.57% |
| Pregnancy | 11 | 22.45% |
| Religious grounds | 0 | 0.00% |
| Unlikely to be economically active | 0 | 0.00% |
| Other reason | 0 | 0.00% |
| Unavailable Total | 49 | 100% |

NEET Leavers and Joiners



% of Vulnerable Cohorts who are NEET



Education and Young People's Services Performance Management
NEET Monthly Report - Swale

| 16-18 year old cohort by Vulnerable Group | May-14 | Apr-14 | Mar-14 | Feb-14 | Jan-14 | Dec-13 | Nov-13 | Oct-13 | Sep-13 | Aug-13 | Jul-13 | Jun-13 | May-13 |
|--|---------------|---------------|---------------|---------------|---------------|---------------|---------------|---------------|---------------|---------------|---------------|---------------|---------------|
| Children in Care | 84 | 83 | 83 | 83 | 83 | 83 | 83 | 85 | 79 | 78 | 81 | 81 | 81 |
| Caring for own child | 79 | 79 | 79 | 79 | 77 | 76 | 68 | 58 | 51 | 111 | 110 | 104 | 92 |
| Asylum seeker | 6 | 6 | 6 | 6 | 6 | 7 | 5 | 6 | 6 | 7 | 7 | 7 | 8 |
| Carer not own child | 9 | 9 | 9 | 9 | 9 | 10 | 10 | 10 | 10 | 15 | 15 | 16 | 17 |
| Substance Misuse | 6 | 6 | 6 | 6 | 6 | 6 | 6 | 6 | 6 | 3 | 3 | 2 | 2 |
| Care Leaver | 8 | 9 | 9 | 7 | 7 | 7 | 7 | 6 | 5 | 14 | 15 | 16 | 18 |
| Supervised by YOT | 21 | 21 | 22 | 20 | 19 | 26 | 25 | 26 | 30 | 19 | 20 | 24 | 24 |
| Pregnancy | 21 | 21 | 21 | 21 | 23 | 21 | 24 | 26 | 28 | 31 | 32 | 33 | 38 |
| Parent not caring for own child | 1 | 1 | 1 | 1 | 1 | 1 | 2 | 2 | 1 | 1 | 1 | 1 | 1 |
| SEND (16-18 year olds) | 234 | 232 | 230 | 229 | 228 | 231 | 227 | 233 | 216 | 227 | 231 | 233 | 234 |
| SEND (19-24 year olds) | 357 | 422 | 366 | 368 | 372 | 378 | 386 | 392 | 396 | 330 | 341 | 344 | 346 |

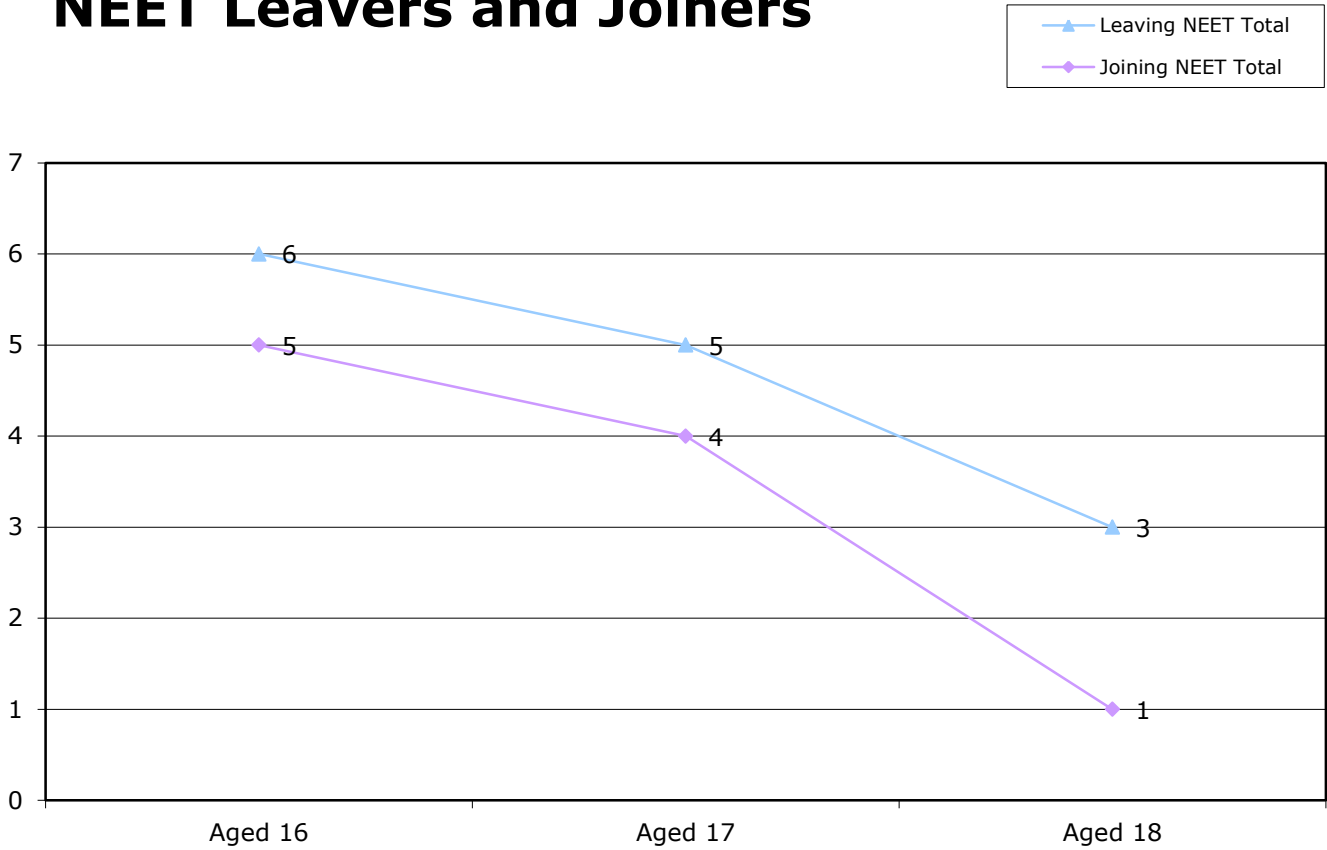
| 16-18 year old NEET by Vulnerable Group | May-14 | Apr-14 | Mar-14 | Feb-14 | Jan-14 | Dec-13 | Nov-13 | Oct-13 | Sep-13 | Aug-13 | Jul-13 | Jun-13 | May-13 |
|--|---------------|---------------|---------------|---------------|---------------|---------------|---------------|---------------|---------------|---------------|---------------|---------------|---------------|
| Children in Care | 16 | 14 | 13 | 11 | 11 | 13 | 13 | 12 | 15 | 12 | 8 | 7 | 8 |
| Caring for own child | 60 | 60 | 59 | 59 | 59 | 58 | 49 | 40 | 35 | 76 | 75 | 75 | 63 |
| Asylum seeker | 1 | 1 | 1 | 0 | 0 | 1 | 0 | 0 | 1 | 0 | 0 | 0 | 1 |
| Carer not own child | 1 | 1 | 1 | 1 | 1 | 2 | 2 | 3 | 3 | 6 | 5 | 5 | 5 |
| Substance Misuse | 1 | 1 | 1 | 1 | 1 | 1 | 1 | 0 | 0 | 0 | 0 | 0 | 0 |
| Care Leaver | 3 | 4 | 4 | 3 | 3 | 2 | 2 | 2 | 0 | 5 | 5 | 6 | 7 |
| Supervised by YOT | 7 | 7 | 7 | 6 | 6 | 10 | 9 | 8 | 8 | 5 | 4 | 4 | 4 |
| Pregnancy | 11 | 11 | 11 | 11 | 13 | 11 | 11 | 12 | 15 | 18 | 19 | 20 | 25 |
| Parent not caring for own child | 0 | 0 | 0 | 0 | 0 | 0 | 0 | 0 | 0 | 0 | 0 | 0 | 1 |
| SEND (16-18 year olds) | 37 | 37 | 36 | 37 | 35 | 30 | 29 | 26 | 24 | 35 | 30 | 31 | 28 |
| SEND (19-24 year olds) | 95 | 108 | 97 | 98 | 99 | 99 | 101 | 104 | 109 | 97 | 101 | 94 | 94 |

| 16-18 year old Not Known by Vulnerable Group | May-14 | Apr-14 | Mar-14 | Feb-14 | Jan-14 | Dec-13 | Nov-13 | Oct-13 | Sep-13 | Aug-13 | Jul-13 | Jun-13 | May-13 |
|---|---------------|---------------|---------------|---------------|---------------|---------------|---------------|---------------|---------------|---------------|---------------|---------------|---------------|
| Children in Care | 5 | 3 | 1 | 1 | 1 | 3 | 7 | 21 | 49 | 8 | 8 | 0 | 0 |
| Caring for own child | 10 | 6 | 6 | 5 | 4 | 4 | 5 | 7 | 7 | 17 | 18 | 9 | 7 |
| Asylum seeker | 0 | 0 | 0 | 0 | 0 | 1 | 1 | 2 | 5 | 1 | 1 | 0 | 0 |
| Carer not own child | 2 | 2 | 2 | 2 | 1 | 1 | 1 | 2 | 6 | 0 | 0 | 0 | 0 |
| Substance Misuse | 1 | 1 | 0 | 0 | 0 | 0 | 1 | 2 | 5 | 0 | 0 | 0 | 0 |
| Care Leaver | 2 | 2 | 1 | 1 | 1 | 1 | 2 | 2 | 4 | 4 | 3 | 1 | 0 |
| Supervised by YOT | 1 | 1 | 0 | 1 | 0 | 0 | 0 | 2 | 10 | 0 | 0 | 0 | 0 |
| Pregnancy | 3 | 3 | 2 | 1 | 1 | 2 | 5 | 6 | 7 | 2 | 2 | 2 | 2 |
| Parent not caring for own child | 0 | 0 | 0 | 0 | 0 | 0 | 0 | 0 | 0 | 0 | 0 | 0 | 0 |
| SEND (16-18 year olds) | 17 | 15 | 12 | 7 | 5 | 10 | 13 | 42 | 121 | 23 | 17 | 5 | 3 |
| SEND (19-24 year olds) | 216 | 226 | 220 | 221 | 222 | 217 | 217 | 214 | 237 | 149 | 148 | 131 | 134 |

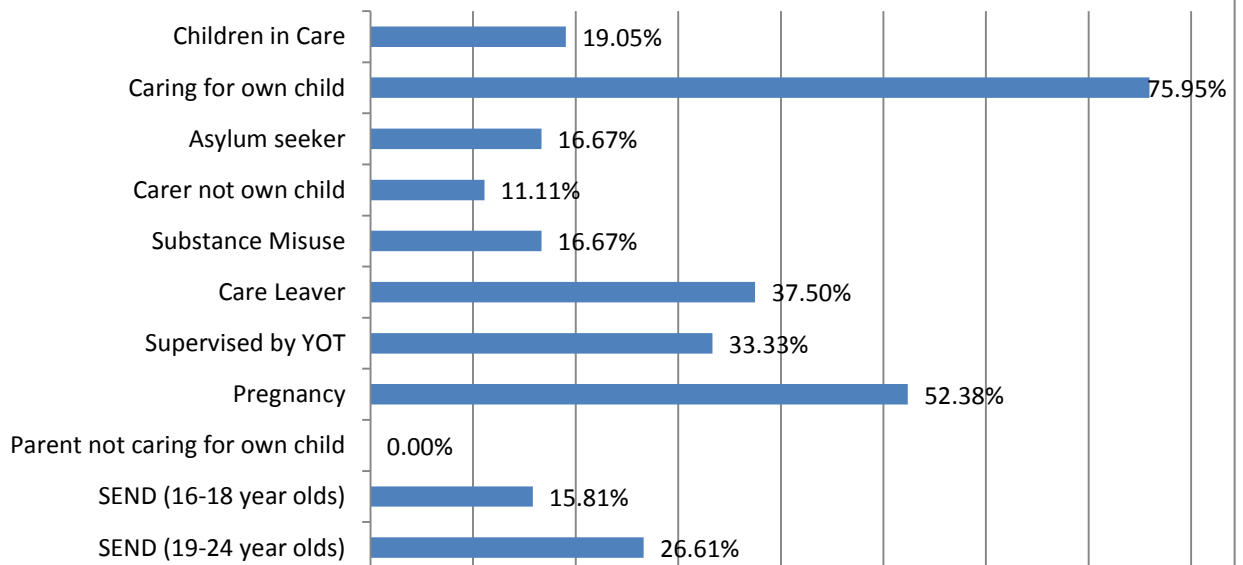
| 16-18 Year old NEET Leavers & Joiners | Aged 16 | Aged 17 | Aged 18 | 16-18 Total | Aged 19 |
|--|----------------|----------------|----------------|------------------------|----------------|
| Leaving NEET Total | 6 | 5 | 3 | 14 | 14 |
| Education | 0 | 0 | 0 | 0 | 0 |
| Employment | 3 | 3 | 3 | 9 | 0 |
| Government supported training | 2 | 2 | 0 | 4 | 0 |
| Re-engagement Provision | 0 | 0 | 0 | 0 | 0 |
| NEET in other area | 0 | 0 | 0 | 0 | 0 |
| Custodial Sentence | 0 | 0 | 0 | 0 | 0 |
| Moved Away | 1 | 0 | 0 | 1 | 14 |
| Cannot Be Contacted | 0 | 0 | 0 | 0 | 0 |
| Refused to disclose activity | 0 | 0 | 0 | 0 | 0 |
| Unknown Activity | 0 | 0 | 0 | 0 | 0 |
| Other Reason | 0 | 0 | 0 | 0 | 0 |
| Joining NEET Total | 5 | 4 | 1 | 10 | 0 |
| Education | 0 | 0 | 0 | 0 | 0 |
| Employment | 2 | 2 | 0 | 4 | 0 |
| Government supported training | 0 | 0 | 0 | 0 | 0 |
| Re-engagement Provision | 0 | 0 | 0 | 0 | 0 |
| NEET in other area | 0 | 0 | 0 | 0 | 0 |
| Other (inc custodial sentence) | 3 | 2 | 1 | 6 | 0 |
| Joiners>Leavers | 1 | 1 | 2 | 4 | 14 |

| 16-18 Year Old NEET Labour Market Summary | No | % |
|--|-----------|----------|
| Available: | | |
| Working not for reward | 3 | 1.30% |
| Not yet ready for work or learning | 18 | 7.83% |
| Start Date agreed | 3 | 1.30% |
| Seeking EET | 206 | 89.57% |
| Available Total | 230 | 100% |
| Unavailable: | | |
| Young carers | 1 | 0.97% |
| Teenage parents | 54 | 52.43% |
| Illness | 39 | 37.86% |
| Pregnancy | 7 | 6.80% |
| Religious grounds | 0 | 0.00% |
| Unlikely to be economically active | 2 | 1.94% |
| Other reason | 0 | 0.00% |
| Unavailable Total | 103 | 100% |

NEET Leavers and Joiners



% of Vulnerable Cohorts who are NEET



Education and Young People's Services Performance Management

NEET Monthly Report - Thanet

| 16-18 year old cohort by Vulnerable Group | May-14 | Apr-14 | Mar-14 | Feb-14 | Jan-14 | Dec-13 | Nov-13 | Oct-13 | Sep-13 | Aug-13 | Jul-13 | Jun-13 | May-13 |
|--|---------------|---------------|---------------|---------------|---------------|---------------|---------------|---------------|---------------|---------------|---------------|---------------|---------------|
| Children in Care | 151 | 151 | 150 | 150 | 152 | 154 | 156 | 159 | 166 | 170 | 171 | 174 | 173 |
| Caring for own child | 79 | 79 | 78 | 75 | 74 | 71 | 67 | 60 | 55 | 124 | 119 | 111 | 111 |
| Asylum seeker | 5 | 5 | 5 | 5 | 5 | 6 | 7 | 9 | 10 | 16 | 16 | 17 | 17 |
| Carer not own child | 8 | 8 | 8 | 8 | 8 | 7 | 7 | 7 | 7 | 17 | 17 | 16 | 16 |
| Substance Misuse | 20 | 20 | 20 | 20 | 18 | 19 | 19 | 20 | 22 | 31 | 31 | 30 | 31 |
| Care Leaver | 11 | 11 | 11 | 11 | 10 | 10 | 10 | 11 | 10 | 31 | 33 | 33 | 31 |
| Supervised by YOT | 31 | 31 | 31 | 30 | 29 | 64 | 67 | 69 | 72 | 65 | 65 | 65 | 68 |
| Pregnancy | 34 | 31 | 32 | 33 | 33 | 33 | 34 | 32 | 24 | 29 | 31 | 33 | 32 |
| Parent not caring for own child | 3 | 3 | 3 | 3 | 2 | 2 | 2 | 2 | 2 | 8 | 8 | 8 | 8 |
| SEND (16-18 year olds) | 266 | 270 | 274 | 275 | 277 | 278 | 275 | 279 | 292 | 275 | 276 | 279 | 275 |
| SEND (19-24 year olds) | 398 | 460 | 416 | 427 | 431 | 438 | 445 | 450 | 455 | 360 | 367 | 373 | 381 |

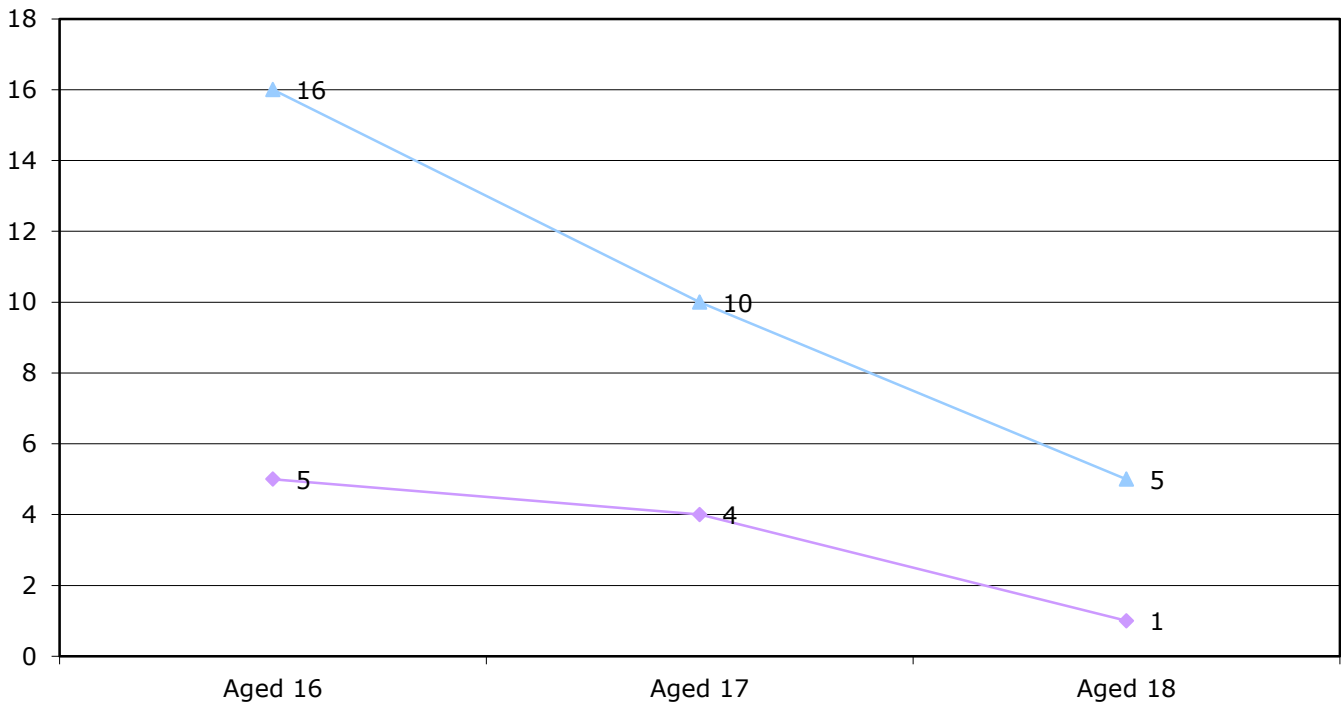
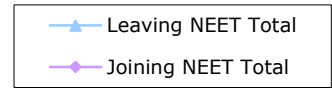
| 16-18 year old NEET by Vulnerable Group | May-14 | Apr-14 | Mar-14 | Feb-14 | Jan-14 | Dec-13 | Nov-13 | Oct-13 | Sep-13 | Aug-13 | Jul-13 | Jun-13 | May-13 |
|--|---------------|---------------|---------------|---------------|---------------|---------------|---------------|---------------|---------------|---------------|---------------|---------------|---------------|
| Children in Care | 43 | 46 | 46 | 43 | 42 | 41 | 38 | 36 | 36 | 54 | 48 | 50 | 47 |
| Caring for own child | 58 | 58 | 58 | 55 | 59 | 56 | 50 | 41 | 36 | 84 | 78 | 69 | 67 |
| Asylum seeker | 0 | 0 | 0 | 0 | 0 | 0 | 1 | 1 | 1 | 0 | 0 | 1 | 1 |
| Carer not own child | 4 | 4 | 4 | 4 | 2 | 1 | 1 | 1 | 1 | 6 | 7 | 6 | 6 |
| Substance Misuse | 7 | 7 | 7 | 7 | 5 | 4 | 3 | 3 | 5 | 7 | 6 | 6 | 8 |
| Care Leaver | 8 | 8 | 8 | 8 | 6 | 6 | 6 | 7 | 5 | 18 | 19 | 20 | 18 |
| Supervised by YOT | 14 | 15 | 15 | 14 | 11 | 20 | 17 | 19 | 23 | 24 | 22 | 24 | 22 |
| Pregnancy | 23 | 20 | 21 | 22 | 22 | 22 | 24 | 23 | 14 | 17 | 18 | 21 | 20 |
| Parent not caring for own child | 1 | 1 | 1 | 1 | 0 | 0 | 0 | 0 | 0 | 4 | 4 | 4 | 3 |
| SEND (16-18 year olds) | 38 | 41 | 44 | 45 | 44 | 38 | 38 | 34 | 29 | 56 | 47 | 50 | 46 |
| SEND (19-24 year olds) | 114 | 124 | 116 | 120 | 122 | 121 | 121 | 117 | 121 | 98 | 101 | 101 | 103 |

| 16-18 year old Not Known by Vulnerable Group | May-14 | Apr-14 | Mar-14 | Feb-14 | Jan-14 | Dec-13 | Nov-13 | Oct-13 | Sep-13 | Aug-13 | Jul-13 | Jun-13 | May-13 |
|---|---------------|---------------|---------------|---------------|---------------|---------------|---------------|---------------|---------------|---------------|---------------|---------------|---------------|
| Children in Care | 13 | 14 | 6 | 6 | 7 | 14 | 24 | 41 | 103 | 9 | 9 | 8 | 7 |
| Caring for own child | 3 | 5 | 2 | 2 | 2 | 3 | 5 | 5 | 9 | 18 | 15 | 10 | 11 |
| Asylum seeker | 2 | 1 | 1 | 1 | 1 | 3 | 4 | 6 | 9 | 3 | 3 | 1 | 1 |
| Carer not own child | 0 | 0 | 0 | 0 | 0 | 0 | 0 | 0 | 3 | 3 | 2 | 1 | 1 |
| Substance Misuse | 5 | 4 | 3 | 3 | 3 | 7 | 7 | 8 | 11 | 10 | 8 | 6 | 5 |
| Care Leaver | 0 | 0 | 0 | 0 | 0 | 0 | 0 | 0 | 2 | 6 | 7 | 3 | 2 |
| Supervised by YOT | 3 | 3 | 1 | 1 | 1 | 2 | 6 | 9 | 27 | 9 | 7 | 7 | 7 |
| Pregnancy | 2 | 2 | 2 | 2 | 2 | 3 | 2 | 3 | 7 | 4 | 4 | 3 | 3 |
| Parent not caring for own child | 1 | 2 | 1 | 1 | 1 | 1 | 1 | 1 | 2 | 0 | 0 | 0 | 1 |
| SEND (16-18 year olds) | 14 | 18 | 9 | 8 | 8 | 14 | 31 | 62 | 213 | 19 | 20 | 10 | 11 |
| SEND (19-24 year olds) | 214 | 222 | 219 | 225 | 227 | 231 | 245 | 277 | 317 | 219 | 220 | 223 | 229 |

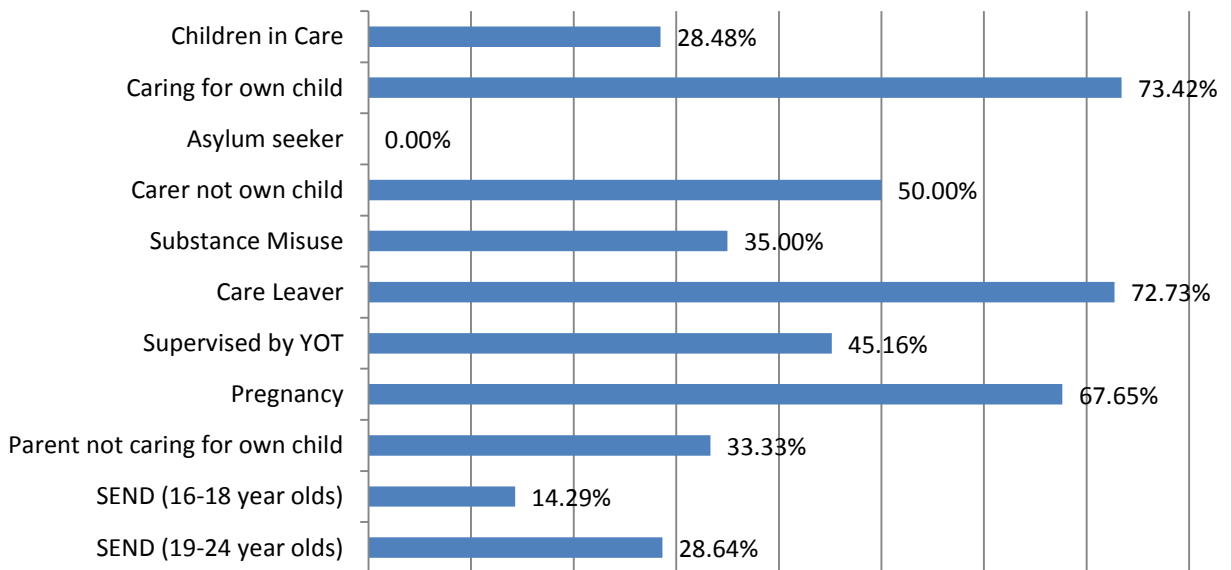
| 16-18 Year old NEET Leavers & Joiners | Aged 16 | Aged 17 | Aged 18 | 16-18 Total | Aged 19 |
|--|----------------|----------------|----------------|------------------------|----------------|
| Leaving NEET Total | 16 | 10 | 5 | 31 | 10 |
| Education | 0 | 1 | 0 | 1 | 0 |
| Employment | 7 | 3 | 3 | 13 | 0 |
| Government supported training | 9 | 6 | 2 | 17 | 0 |
| Re-engagement Provision | 0 | 0 | 0 | 0 | 0 |
| NEET in other area | 0 | 0 | 0 | 0 | 0 |
| Custodial Sentence | 0 | 0 | 0 | 0 | 0 |
| Moved Away | 0 | 0 | 0 | 0 | 10 |
| Cannot Be Contacted | 0 | 0 | 0 | 0 | 0 |
| Refused to disclose activity | 0 | 0 | 0 | 0 | 0 |
| Unknown Activity | 0 | 0 | 0 | 0 | 0 |
| Other Reason | 0 | 0 | 0 | 0 | 0 |
| Joining NEET Total | 5 | 4 | 1 | 10 | 0 |
| Education | 4 | 3 | 0 | 7 | 0 |
| Employment | 0 | 0 | 0 | 0 | 0 |
| Government supported training | 0 | 0 | 0 | 0 | 0 |
| Re-engagement Provision | 0 | 0 | 0 | 0 | 0 |
| NEET in other area | 0 | 0 | 0 | 0 | 0 |
| Other (inc custodial sentence) | 1 | 1 | 1 | 3 | 0 |
| Joiners>Leavers | 11 | 6 | 4 | 21 | 10 |

| 16-18 Year Old NEET Labour Market Summary | No | % |
|--|-----------|----------|
| Available: | | |
| Working not for reward | 10 | 3.45% |
| Not yet ready for work or learning | 17 | 5.86% |
| Start Date agreed | 2 | 0.69% |
| Seeking EET | 261 | 90.00% |
| Available Total | 290 | 100% |
| Unavailable: | | |
| Young carers | 2 | 2.30% |
| Teenage parents | 49 | 56.32% |
| Illness | 25 | 28.74% |
| Pregnancy | 10 | 11.49% |
| Religious grounds | 0 | 0.00% |
| Unlikely to be economically active | 1 | 1.15% |
| Other reason | 0 | 0.00% |
| Unavailable Total | 87 | 100% |

NEET Leavers and Joiners



% of Vulnerable Cohorts who are NEET



Education and Young People's Services Performance Management
NEET Monthly Report - Tonbridge & Malling

| 16-18 year old cohort by Vulnerable Group | May-14 | Apr-14 | Mar-14 | Feb-14 | Jan-14 | Dec-13 | Nov-13 | Oct-13 | Sep-13 | Aug-13 | Jul-13 | Jun-13 | May-13 |
|--|---------------|---------------|---------------|---------------|---------------|---------------|---------------|---------------|---------------|---------------|---------------|---------------|---------------|
| Children in Care | 23 | 23 | 23 | 24 | 26 | 27 | 28 | 25 | 23 | 12 | 12 | 12 | 13 |
| Caring for own child | 35 | 34 | 34 | 32 | 31 | 28 | 25 | 24 | 23 | 49 | 49 | 50 | 49 |
| Asylum seeker | 1 | 1 | 1 | 1 | 1 | 1 | 1 | 1 | 1 | 2 | 2 | 2 | 2 |
| Carer not own child | 10 | 10 | 10 | 10 | 10 | 10 | 8 | 6 | 7 | 5 | 5 | 5 | 5 |
| Substance Misuse | 10 | 10 | 10 | 10 | 10 | 10 | 11 | 12 | 11 | 7 | 8 | 8 | 9 |
| Care Leaver | 1 | 1 | 1 | 1 | 1 | 1 | 1 | 1 | 1 | 3 | 3 | 3 | 3 |
| Supervised by YOT | 10 | 10 | 10 | 11 | 12 | 18 | 17 | 19 | 19 | 19 | 19 | 16 | 17 |
| Pregnancy | 10 | 11 | 11 | 14 | 11 | 12 | 11 | 7 | 6 | 4 | 3 | 2 | 2 |
| Parent not caring for own child | 2 | 2 | 2 | 2 | 2 | 2 | 2 | 2 | 2 | 2 | 2 | 2 | 3 |
| SEND (16-18 year olds) | 140 | 142 | 142 | 142 | 144 | 145 | 146 | 147 | 145 | 141 | 141 | 141 | 141 |
| SEND (19-24 year olds) | 237 | 272 | 245 | 247 | 247 | 251 | 255 | 257 | 260 | 211 | 215 | 216 | 219 |

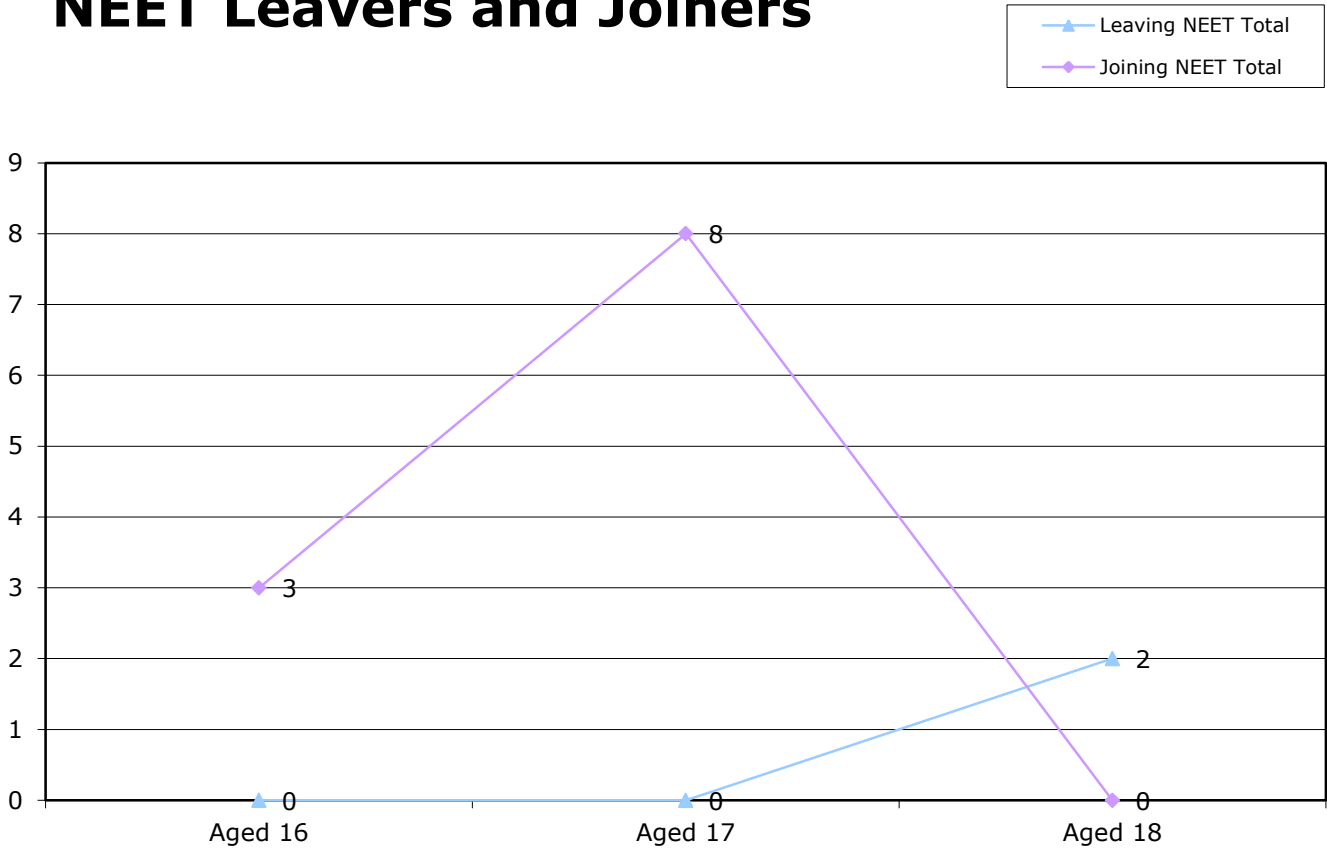
| 16-18 year old NEET by Vulnerable Group | May-14 | Apr-14 | Mar-14 | Feb-14 | Jan-14 | Dec-13 | Nov-13 | Oct-13 | Sep-13 | Aug-13 | Jul-13 | Jun-13 | May-13 |
|--|---------------|---------------|---------------|---------------|---------------|---------------|---------------|---------------|---------------|---------------|---------------|---------------|---------------|
| Children in Care | 3 | 3 | 3 | 4 | 4 | 3 | 5 | 2 | 2 | 2 | 1 | 0 | 1 |
| Caring for own child | 26 | 25 | 25 | 23 | 24 | 21 | 18 | 18 | 17 | 33 | 33 | 34 | 33 |
| Asylum seeker | 1 | 1 | 1 | 1 | 1 | 1 | 1 | 0 | 0 | 0 | 0 | 0 | 0 |
| Carer not own child | 2 | 2 | 2 | 2 | 2 | 3 | 1 | 1 | 1 | 1 | 1 | 1 | 1 |
| Substance Misuse | 2 | 2 | 3 | 3 | 3 | 3 | 3 | 3 | 3 | 3 | 3 | 3 | 4 |
| Care Leaver | 1 | 1 | 1 | 1 | 1 | 1 | 1 | 1 | 1 | 1 | 1 | 1 | 1 |
| Supervised by YOT | 5 | 5 | 5 | 4 | 4 | 5 | 3 | 3 | 3 | 2 | 3 | 4 | 4 |
| Pregnancy | 7 | 7 | 7 | 10 | 8 | 9 | 7 | 5 | 4 | 3 | 2 | 1 | 1 |
| Parent not caring for own child | 2 | 2 | 2 | 2 | 2 | 2 | 2 | 2 | 2 | 2 | 2 | 2 | 3 |
| SEND (16-18 year olds) | 12 | 12 | 12 | 12 | 12 | 11 | 13 | 10 | 11 | 16 | 15 | 16 | 15 |
| SEND (19-24 year olds) | 49 | 51 | 50 | 50 | 51 | 52 | 52 | 50 | 57 | 48 | 47 | 45 | 47 |

| 16-18 year old Not Known by Vulnerable Group | May-14 | Apr-14 | Mar-14 | Feb-14 | Jan-14 | Dec-13 | Nov-13 | Oct-13 | Sep-13 | Aug-13 | Jul-13 | Jun-13 | May-13 |
|---|---------------|---------------|---------------|---------------|---------------|---------------|---------------|---------------|---------------|---------------|---------------|---------------|---------------|
| Children in Care | 4 | 4 | 4 | 4 | 4 | 5 | 7 | 10 | 19 | 2 | 2 | 1 | 1 |
| Caring for own child | 3 | 3 | 3 | 1 | 1 | 1 | 1 | 1 | 1 | 4 | 4 | 2 | 3 |
| Asylum seeker | 0 | 0 | 0 | 0 | 0 | 0 | 0 | 1 | 1 | 0 | 0 | 0 | 0 |
| Carer not own child | 0 | 0 | 0 | 0 | 1 | 1 | 2 | 2 | 5 | 0 | 0 | 0 | 0 |
| Substance Misuse | 2 | 1 | 1 | 1 | 1 | 1 | 1 | 1 | 6 | 1 | 1 | 0 | 0 |
| Care Leaver | 0 | 0 | 0 | 0 | 0 | 0 | 0 | 0 | 0 | 1 | 1 | 0 | 0 |
| Supervised by YOT | 2 | 0 | 0 | 0 | 0 | 5 | 5 | 8 | 10 | 4 | 4 | 3 | 3 |
| Pregnancy | 1 | 1 | 1 | 1 | 1 | 0 | 0 | 1 | 2 | 0 | 0 | 0 | 0 |
| Parent not caring for own child | 0 | 0 | 0 | 0 | 0 | 0 | 0 | 0 | 0 | 0 | 0 | 0 | 0 |
| SEND (16-18 year olds) | 25 | 30 | 21 | 23 | 27 | 26 | 33 | 46 | 117 | 10 | 11 | 1 | 4 |
| SEND (19-24 year olds) | 158 | 184 | 165 | 166 | 166 | 167 | 169 | 173 | 190 | 124 | 121 | 108 | 110 |

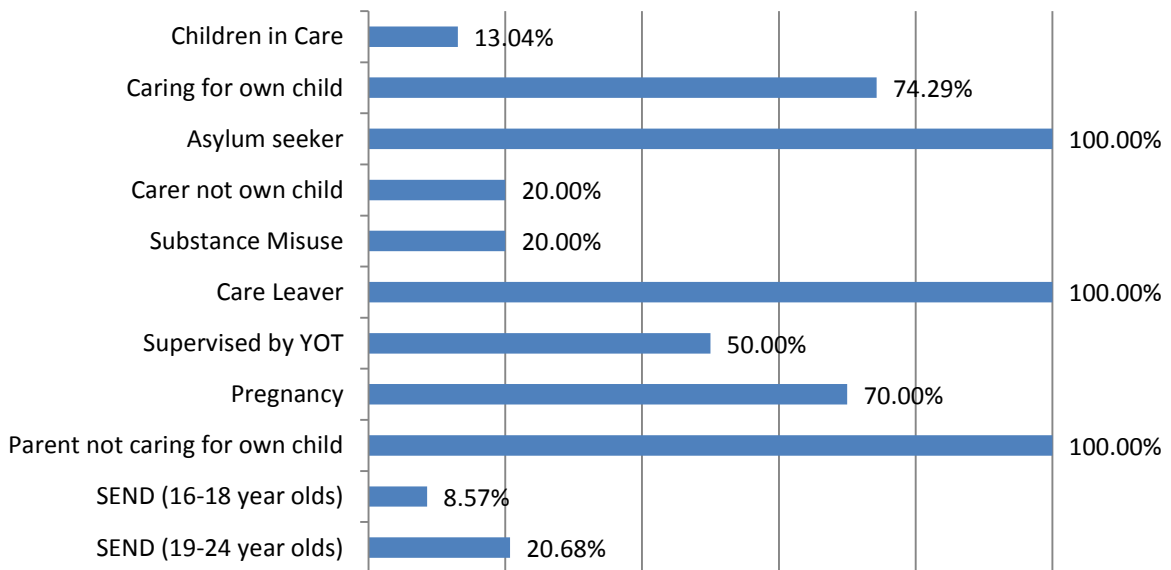
| 16-18 Year old NEET Leavers & Joiners | Aged 16 | Aged 17 | Aged 18 | 16-18 Total | Aged 19 |
|--|----------------|----------------|----------------|------------------------|----------------|
| Leaving NEET Total | 0 | 0 | 2 | 2 | 5 |
| Education | 0 | 0 | 0 | 0 | 0 |
| Employment | 0 | 0 | 2 | 2 | 0 |
| Government supported training | 0 | 0 | 0 | 0 | 0 |
| Re-engagement Provision | 0 | 0 | 0 | 0 | 0 |
| NEET in other area | 0 | 0 | 0 | 0 | 0 |
| Custodial Sentence | 0 | 0 | 0 | 0 | 0 |
| Moved Away | 0 | 0 | 0 | 0 | 5 |
| Cannot Be Contacted | 0 | 0 | 0 | 0 | 0 |
| Refused to disclose activity | 0 | 0 | 0 | 0 | 0 |
| Unknown Activity | 0 | 0 | 0 | 0 | 0 |
| Other Reason | 0 | 0 | 0 | 0 | 0 |
| Joining NEET Total | 3 | 8 | 0 | 11 | 0 |
| Education | 2 | 0 | 0 | 2 | 0 |
| Employment | 0 | 2 | 0 | 2 | 0 |
| Government supported training | 0 | 0 | 0 | 0 | 0 |
| Re-engagement Provision | 0 | 0 | 0 | 0 | 0 |
| NEET in other area | 0 | 0 | 0 | 0 | 0 |
| Other (inc custodial sentence) | 1 | 6 | 0 | 7 | 0 |
| Joiners>Leavers | -3 | -8 | 2 | -9 | 5 |

| 16-18 Year Old NEET Labour Market Summary | No | % |
|--|-----------|----------|
| Available: | | |
| Working not for reward | 1 | 0.76% |
| Not yet ready for work or learning | 11 | 8.33% |
| Start Date agreed | 1 | 0.76% |
| Seeking EET | 119 | 90.15% |
| Available Total | 132 | 100% |
| Unavailable: | | |
| Young carers | 0 | 0.00% |
| Teenage parents | 23 | 54.76% |
| Illness | 13 | 30.95% |
| Pregnancy | 4 | 9.52% |
| Religious grounds | 0 | 0.00% |
| Unlikely to be economically active | 2 | 4.76% |
| Other reason | 0 | 0.00% |
| Unavailable Total | 42 | 100% |

NEET Leavers and Joiners



% of Vulnerable Cohorts who are NEET



Education and Young People's Services Performance Management
NEET Monthly Report - Tunbridge Wells

| 16-18 year old cohort by Vulnerable Group | May-14 | Apr-14 | Mar-14 | Feb-14 | Jan-14 | Dec-13 | Nov-13 | Oct-13 | Sep-13 | Aug-13 | Jul-13 | Jun-13 | May-13 |
|--|---------------|---------------|---------------|---------------|---------------|---------------|---------------|---------------|---------------|---------------|---------------|---------------|---------------|
| Children in Care | 22 | 22 | 22 | 22 | 21 | 21 | 20 | 21 | 22 | 27 | 26 | 26 | 26 |
| Caring for own child | 30 | 30 | 29 | 25 | 25 | 25 | 24 | 24 | 21 | 38 | 36 | 35 | 34 |
| Asylum seeker | 5 | 5 | 5 | 5 | 5 | 5 | 6 | 6 | 6 | 14 | 14 | 14 | 14 |
| Carer not own child | 5 | 5 | 5 | 5 | 5 | 5 | 5 | 5 | 5 | 4 | 4 | 3 | 3 |
| Substance Misuse | 7 | 7 | 7 | 8 | 8 | 8 | 8 | 12 | 13 | 10 | 9 | 11 | 11 |
| Care Leaver | 1 | 0 | 0 | 0 | 0 | 0 | 0 | 0 | 0 | 0 | 0 | 1 | 1 |
| Supervised by YOT | 6 | 8 | 8 | 8 | 7 | 10 | 10 | 10 | 11 | 10 | 8 | 9 | 8 |
| Pregnancy | 11 | 11 | 11 | 14 | 13 | 13 | 11 | 11 | 5 | 7 | 8 | 10 | 11 |
| Parent not caring for own child | 2 | 2 | 2 | 1 | 1 | 1 | 1 | 1 | 1 | 0 | 0 | 1 | 1 |
| SEND (16-18 year olds) | 141 | 143 | 143 | 143 | 144 | 144 | 142 | 141 | 146 | 134 | 135 | 135 | 135 |
| SEND (19-24 year olds) | 191 | 224 | 197 | 199 | 202 | 205 | 207 | 212 | 216 | 173 | 179 | 180 | 183 |

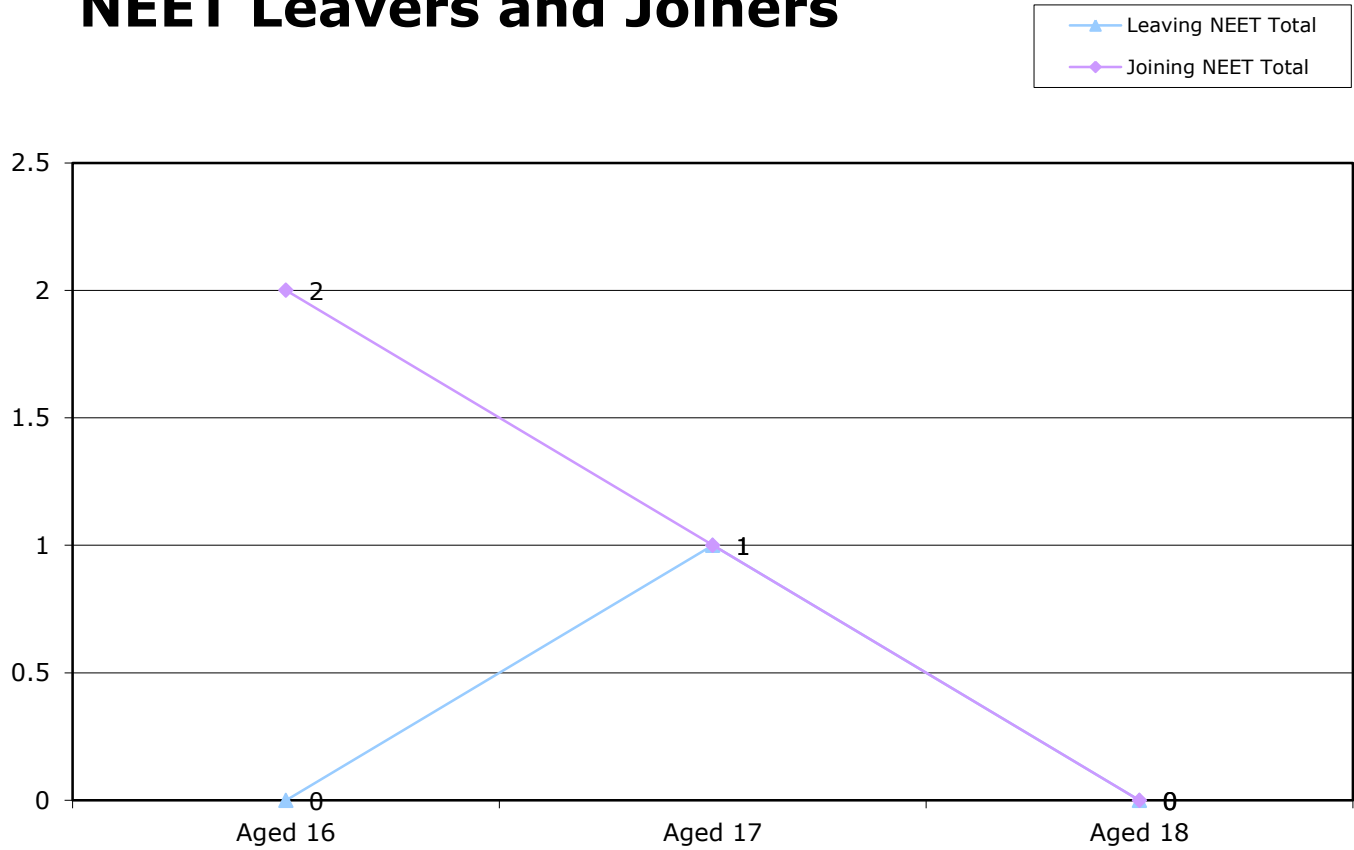
| 16-18 year old NEET by Vulnerable Group | May-14 | Apr-14 | Mar-14 | Feb-14 | Jan-14 | Dec-13 | Nov-13 | Oct-13 | Sep-13 | Aug-13 | Jul-13 | Jun-13 | May-13 |
|--|---------------|---------------|---------------|---------------|---------------|---------------|---------------|---------------|---------------|---------------|---------------|---------------|---------------|
| Children in Care | 6 | 6 | 5 | 5 | 5 | 4 | 3 | 2 | 3 | 5 | 4 | 4 | 4 |
| Caring for own child | 23 | 23 | 22 | 19 | 19 | 19 | 19 | 17 | 14 | 28 | 25 | 23 | 22 |
| Asylum seeker | 0 | 0 | 0 | 0 | 0 | 0 | 0 | 0 | 0 | 1 | 1 | 1 | 1 |
| Carer not own child | 0 | 0 | 0 | 0 | 0 | 0 | 0 | 0 | 0 | 1 | 1 | 0 | 0 |
| Substance Misuse | 2 | 2 | 1 | 3 | 4 | 3 | 3 | 2 | 1 | 3 | 2 | 4 | 4 |
| Care Leaver | 1 | 0 | 0 | 0 | 0 | 0 | 0 | 0 | 0 | 0 | 0 | 1 | 1 |
| Supervised by YOT | 3 | 2 | 2 | 2 | 3 | 3 | 3 | 2 | 3 | 5 | 4 | 4 | 3 |
| Pregnancy | 5 | 5 | 5 | 7 | 7 | 8 | 6 | 7 | 4 | 3 | 4 | 6 | 7 |
| Parent not caring for own child | 1 | 1 | 0 | 0 | 0 | 0 | 0 | 0 | 0 | 0 | 0 | 1 | 1 |
| SEND (16-18 year olds) | 11 | 12 | 12 | 13 | 12 | 15 | 11 | 12 | 13 | 19 | 18 | 19 | 20 |
| SEND (19-24 year olds) | 23 | 28 | 24 | 24 | 25 | 26 | 26 | 27 | 27 | 21 | 20 | 20 | 20 |

| 16-18 year old Not Knowns by Vulnerable Group | May-14 | Apr-14 | Mar-14 | Feb-14 | Jan-14 | Dec-13 | Nov-13 | Oct-13 | Sep-13 | Aug-13 | Jul-13 | Jun-13 | May-13 |
|--|---------------|---------------|---------------|---------------|---------------|---------------|---------------|---------------|---------------|---------------|---------------|---------------|---------------|
| Children in Care | 2 | 2 | 0 | 0 | 0 | 1 | 2 | 8 | 13 | 4 | 4 | 2 | 2 |
| Caring for own child | 2 | 3 | 2 | 2 | 1 | 1 | 1 | 2 | 5 | 1 | 4 | 1 | 1 |
| Asylum seeker | 1 | 1 | 0 | 0 | 0 | 0 | 0 | 3 | 5 | 3 | 4 | 1 | 1 |
| Carer not own child | 2 | 1 | 0 | 0 | 0 | 0 | 0 | 0 | 3 | 0 | 0 | 0 | 0 |
| Substance Misuse | 0 | 0 | 0 | 0 | 0 | 1 | 1 | 6 | 8 | 3 | 3 | 0 | 0 |
| Care Leaver | 0 | 0 | 0 | 0 | 0 | 0 | 0 | 0 | 0 | 0 | 0 | 0 | 0 |
| Supervised by YOT | 1 | 1 | 1 | 0 | 0 | 1 | 1 | 2 | 4 | 0 | 0 | 1 | 0 |
| Pregnancy | 2 | 2 | 1 | 0 | 0 | 0 | 0 | 0 | 0 | 3 | 2 | 1 | 0 |
| Parent not caring for own child | 0 | 0 | 0 | 0 | 0 | 0 | 0 | 0 | 1 | 0 | 0 | 0 | 0 |
| SEND (16-18 year olds) | 12 | 16 | 6 | 3 | 2 | 2 | 8 | 27 | 89 | 20 | 14 | 4 | 4 |
| SEND (19-24 year olds) | 130 | 141 | 128 | 125 | 125 | 125 | 113 | 125 | 146 | 97 | 92 | 66 | 92 |

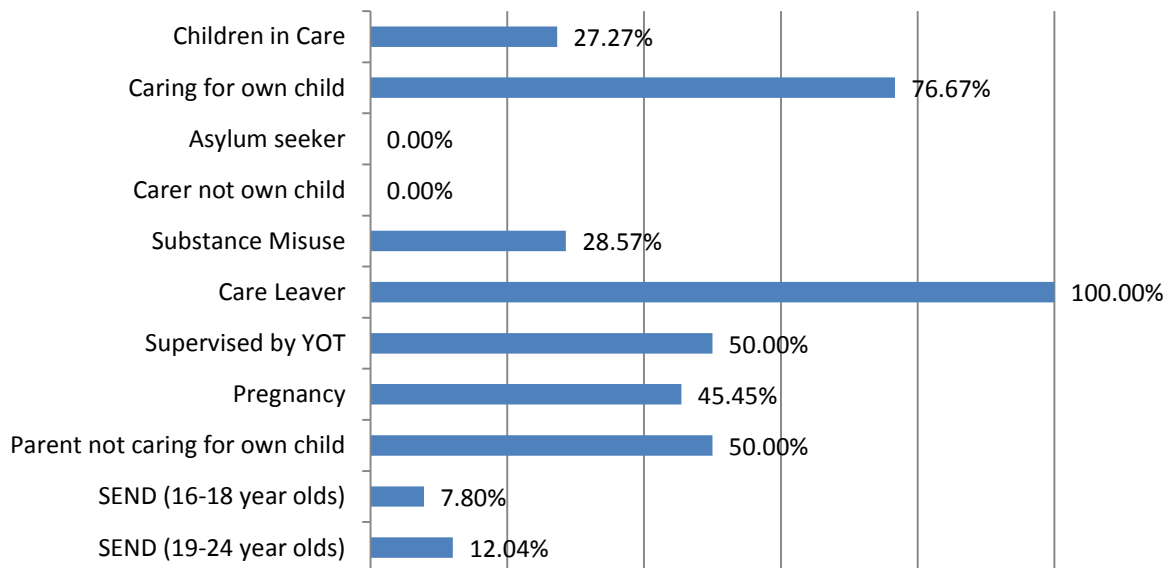
| 16-18 Year old NEET Leavers & Joiners | Aged 16 | Aged 17 | Aged 18 | 16-18 Total | Aged 19 |
|--|----------------|----------------|----------------|------------------------|----------------|
| Leaving NEET Total | 0 | 1 | 0 | 1 | 4 |
| Education | 0 | 1 | 0 | 1 | 0 |
| Employment | 0 | 0 | 0 | 0 | 1 |
| Government supported training | 0 | 0 | 0 | 0 | 0 |
| Re-engagement Provision | 0 | 0 | 0 | 0 | 0 |
| NEET in other area | 0 | 0 | 0 | 0 | 0 |
| Custodial Sentence | 0 | 0 | 0 | 0 | 0 |
| Moved Away | 0 | 0 | 0 | 0 | 3 |
| Cannot Be Contacted | 0 | 0 | 0 | 0 | 0 |
| Refused to disclose activity | 0 | 0 | 0 | 0 | 0 |
| Unknown Activity | 0 | 0 | 0 | 0 | 0 |
| Other Reason | 0 | 0 | 0 | 0 | 0 |
| Joining NEET Total | 2 | 1 | 0 | 3 | 0 |
| Education | 1 | 0 | 0 | 1 | 0 |
| Employment | 1 | 0 | 0 | 1 | 0 |
| Government supported training | 0 | 0 | 0 | 0 | 0 |
| Re-engagement Provision | 0 | 0 | 0 | 0 | 0 |
| NEET in other area | 0 | 0 | 0 | 0 | 0 |
| Other (inc custodial sentence) | 0 | 1 | 0 | 1 | 0 |
| Joiners>Leavers | -2 | 0 | 0 | -2 | 4 |

| 16-18 Year Old NEET Labour Market Summary | No | % |
|--|-----------|----------|
| Available: | | |
| Working not for reward | 1 | 0.80% |
| Not yet ready for work or learning | 14 | 11.20% |
| Start Date agreed | 5 | 4.00% |
| Seeking EET | 105 | 84.00% |
| Available Total | 125 | 100% |
| Unavailable: | | |
| Young carers | 0 | 0.00% |
| Teenage parents | 18 | 72.00% |
| Illness | 2 | 8.00% |
| Pregnancy | 4 | 16.00% |
| Religious grounds | 0 | 0.00% |
| Unlikely to be economically active | 1 | 4.00% |
| Other reason | 0 | 0.00% |
| Unavailable Total | 25 | 100% |

NEET Leavers and Joiners



% of Vulnerable Cohorts who are NEET

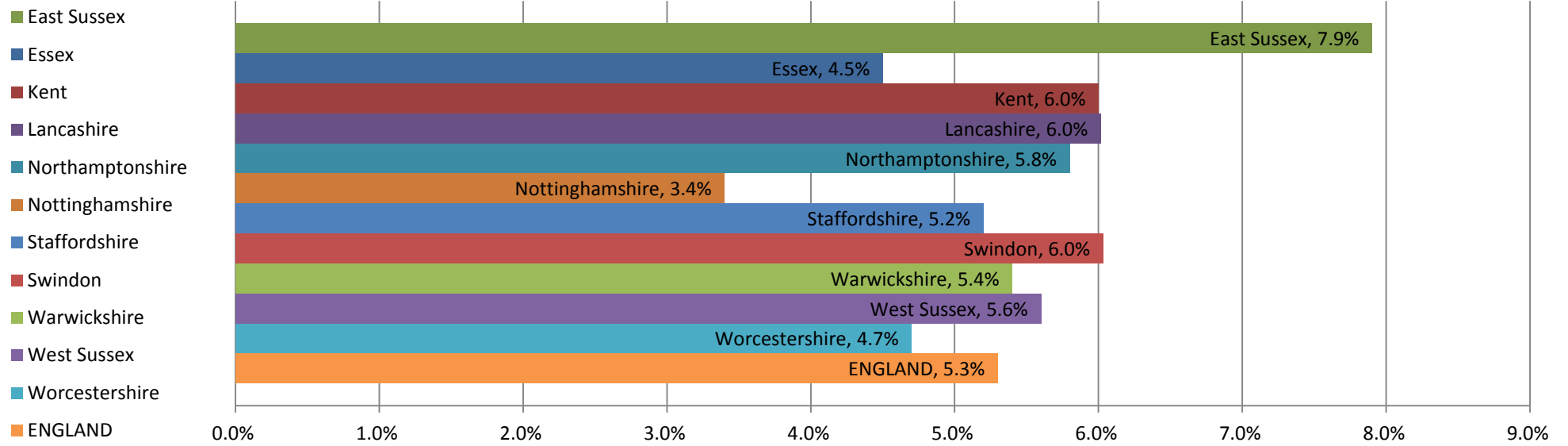


Education and Young People's Services Performance Management
Kent/National/Statistical Neighbours
AS AT 31st March 2014

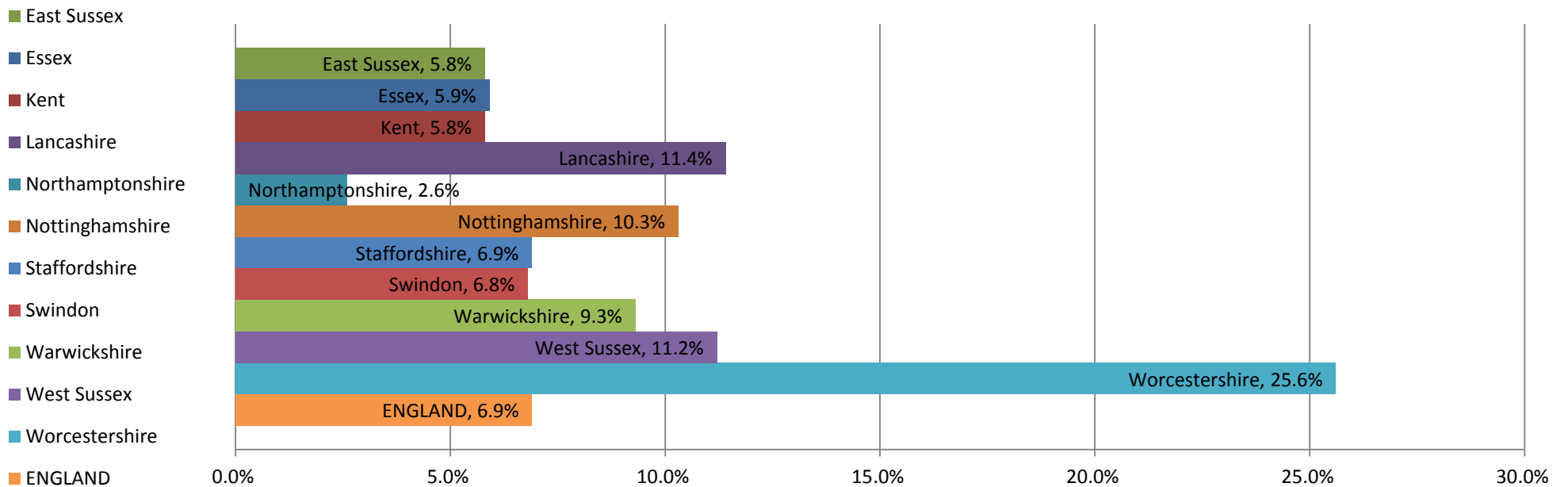
| | NEET | | Not known | | In learning | |
|----------------|---------------------------|------------------------------|-------------------------|------------------------------|----------------------------------|------------------------------|
| | % Academic Age16-18s NEET | % change over last 12 months | % Academic Age16-18s NK | % change over last 12 months | % Academic Age16-18s in learning | % change over last 12 months |
| ENGLAND | 5.3% | -5.6% | 6.9% | -12.0% | 82.4% | 2.0% |

| Name | NEET Ranked Position | Academic Age16-18 (Y12-Y14) NEET % | Y12 NEET% | Y13 NEET% | Y14 NEET% | N/K Ranked Position | Academic Age 16 - 18 (Y12-Y14) NK % | Y12 NK% | Y13 NK% | Y14 NK% | Academic Age 16 - 18 (Y12-14) In Learning % | Y12 In Learning % | Y13 In Learning % | Y14 In Learning % |
|---|----------------------|------------------------------------|-----------|-----------|-----------|---------------------|-------------------------------------|---------|---------|---------|---|-------------------|-------------------|-------------------|
| Kent | 8 | 6.0% | 3.4% | 5.9% | 8.8% | 2 | 5.8% | 2.0% | 4.6% | 11.2% | 80.1% | 93.5% | 84.2% | 61.7% |
| East Sussex | 11 | 7.9% | 3.7% | 6.2% | 14.7% | 2 | 5.8% | 0.2% | 4.2% | 13.4% | 79.6% | 94.7% | 95.9% | 57.3% |
| Essex | 2 | 4.5% | 2.6% | 4.4% | 6.6% | 4 | 5.9% | 1.6% | 5.2% | 11.0% | 80.8% | 94.7% | 85.5% | 61.9% |
| Lancashire | 8 | 6.0% | 3.0% | 5.1% | 10.6% | 10 | 11.4% | 4.5% | 8.6% | 21.3% | 79.5% | 91.7% | 94.2% | 62.3% |
| Northamptonshire | 7 | 5.8% | 2.5% | 6.0% | 8.9% | 1 | 2.6% | 1.4% | 2.5% | 3.9% | 83.1% | 95.2% | 86.5% | 67.6% |
| Nottinghamshire | 1 | 3.4% | 1.6% | 3.1% | 6.0% | 8 | 10.3% | 4.9% | 4.3% | 21.7% | 85.7% | 93.2% | 92.1% | 71.8% |
| Staffordshire | 4 | 5.2% | 2.7% | 5.1% | 8.0% | 6 | 6.9% | 1.9% | 5.0% | 14.0% | 82.1% | 94.2% | 86.7% | 65.1% |
| Swindon | 8 | 6.0% | 2.4% | 5.4% | 10.7% | 5 | 6.8% | 1.2% | 3.4% | 15.6% | 82.3% | 95.0% | 85.8% | 66.5% |
| Warwickshire | 5 | 5.4% | 2.7% | 4.6% | 9.9% | 7 | 9.3% | 3.3% | 3.8% | 20.9% | 81.4% | 93.2% | 88.3% | 62.2% |
| West Sussex | 6 | 5.6% | 2.4% | 4.1% | 10.9% | 9 | 11.2% | 3.4% | 10.3% | 20.0% | 77.7% | 93.2% | 82.8% | 56.8% |
| Worcestershire | 3 | 4.7% | 2.9% | 4.6% | 8.7% | 11 | 25.6% | 7.1% | 10.2% | 60.1% | 67.9% | 88.3% | 81.9% | 32.6% |
| Mean Indicator for Statistical neighbours | | 5.4% | 2.6% | 4.9% | 9.5% | | 9.6% | 3.0% | 5.8% | 20.2% | 80.0% | 93.3% | 86.0% | 60.4% |

Statistical Neighbours NEETs March 2014



Statistical Neighbours Not Knowns March 2014



Education and Young People's Services Performance Management

NEET Monthly Report - Kent

| Year 11 intended destinations summary | Cohort total | Total not yet recorded/undecided | %age of total |
|---------------------------------------|--------------|----------------------------------|---------------|
| Kent | 17449 | 2,017 | 11.6% |
| Ashford | 1407 | 137 | 9.7% |
| Canterbury | 1663 | 157 | 9.4% |
| Dartford | 1439 | 136 | 9.5% |
| Dover | 1457 | 118 | 8.1% |
| Gravesham | 1348 | 128 | 9.5% |
| Maidstone | 1953 | 187 | 9.6% |
| Sevenoaks | 497 | 96 | 19.3% |
| Shepway | 1124 | 192 | 17.1% |
| Swale | 1702 | 452 | 26.6% |
| Thanet | 1718 | 164 | 9.5% |
| Tonbridge & Malling | 1595 | 144 | 9.0% |
| Tunbridge Wells | 1546 | 106 | 6.9% |

| Year 11 September Guarantee summary | Cohort total | Total no offer made | %age of total |
|-------------------------------------|--------------|---------------------|---------------|
| Kent | 17449 | 9,292 | 53.3% |
| Ashford | 1407 | 1,070 | 76.0% |
| Canterbury | 1663 | 982 | 59.0% |
| Dartford | 1439 | 681 | 47.3% |
| Dover | 1457 | 819 | 56.2% |
| Gravesham | 1348 | 864 | 64.1% |
| Maidstone | 1953 | 708 | 36.3% |
| Sevenoaks | 497 | 338 | 68.0% |
| Shepway | 1124 | 616 | 54.8% |
| Swale | 1702 | 1,028 | 60.4% |
| Thanet | 1718 | 1,032 | 60.1% |
| Tonbridge & Malling | 1595 | 734 | 46.0% |
| Tunbridge Wells | 1546 | 420 | 27.2% |

| Year 12 September Guarantee summary | Cohort total | Total no offer made | %age of total |
|-------------------------------------|--------------|---------------------|---------------|
| Kent | 17806 | 9,846 | 55.3% |
| Ashford | 1554 | 857 | 55.1% |
| Canterbury | 1640 | 1,089 | 66.4% |
| Dartford | 1188 | 767 | 64.6% |
| Dover | 1365 | 760 | 55.7% |
| Gravesham | 1360 | 798 | 58.7% |
| Maidstone | 1752 | 794 | 45.3% |
| Sevenoaks | 1129 | 640 | 56.7% |
| Shepway | 1330 | 687 | 51.7% |
| Swale | 1851 | 1,081 | 58.4% |
| Thanet | 1821 | 1,028 | 56.5% |
| Tonbridge & Malling | 1518 | 783 | 51.6% |
| Tunbridge Wells | 1298 | 562 | 43.3% |