

Education and Young People's Services

Young People Not in Education, Employment or Training (NEET)

Monthly Report - January 2015

Produced by: Management Information Unit, KCC

Publication Date: 13th February 2015

The figures are based on the monthly submission made to DfE via NCCIS for Kent County Council . Academic age is the age of the young person on 31st August (i.e.: prior to the start of the academic year). The figures include all 16 -18 year olds based on academic age with a Kent County Council area postcode as their primary address.



Executive Summary

Context - Transition

January is the time of the year that the NEET and Not Knowns figures generally stabilise, following the seasonal highs. This January there has been a rise in the number of NEETs from December 2014 although the figure is lower than the equivalent period last year, but there remains some turbulence in the tracking of the Not Knowns.

NEETs as a percentage of the 16-18 academic age group (Year 12, 13 and 14)

November 2013	5.76	November 2014	4.21
December 2013	5.89	December 2014	4.56
January 2014	5.86	January 2015	5.25

Not Knowns as a percentage of the 16-18 academic age group (Year 12, 13 and 14)

November 2013	14.06	November 2014	19.00
December 2013	6.6	December 2014	15.21
January 2014	4.6	January 2015	11.22

Introduction

The Skills and Employability Service's priority was to work on making a significant reduction to the 'Not Knowns' by the end of January. This was achieved through strong partnerships with local providers and internal services and innovative approaches to the learner tracking challenge (fewer resources).

Progress is regularly reviewed against performance and continue to improve the quality of the data and the reports. The tracking of Not Knowns cannot be seen in isolation to NEET reduction. In terms of provision for these vulnerable learners at risk of/or NEET, there is now an employability district offer in place across all 12 districts, which includes training provision that has flexible starts and plan to offer apprenticeships.

EHE:

- the number of EHE young people without a destination has been brought down by just under 100;
- the number without contact details has been reduced to 30%; and,
- all have had six attempts made at contacting them by phone and have now been passed to Preventative Services to check.

Welfare Call (call centre)

In total 6318 records were sent to Welfare Call, which led to:

- 3000 young people having a destination recorded on IYSS in December/January;
- 441 NEET young people being identified in December/January and CXK have been informed; and,
- the remaining 2877 either have been attempted to be called six times at various times of the day, but either nobody answered or it transpired that the phone numbers do not work.

Cross-matching data

2000 phone numbers for young people without a number on IYSS were found on other databases and then added to IYSS.

Preventative Services

A meeting took place between the Skills and Employability Service and Preventative Services; detailed plans were established for getting details of young people who need face-to-face contact

Training providers

The appointment of two permanent Young People's Progression Officers (YPPO's) has enabled a communication to be initiated with training providers, which is conjectured to impact these figures in February.

The number of Not Knowns

The percentage of Not Knowns was reduced by 3% in January (of this year), which equates to 2035 16-18 years old young people. Reducing the Not Knowns at this stage is a considerable challenge, as the bulk of enrolment data from schools and colleges has already been collected and data has to come via phone calls or face-to-face contact.

Planned activity:

- The Strategic Participation Pathways Board met in late-January and tasked the Participation and Progression Operational Group with producing a Participation Development Plan for their next meeting in May. This document will clarify roles and responsibilities; and, will impact significantly on the annual tracking cycle next year.
- The Skills and Employability Service will give to EHPS the final list of young people who require face-to-face contact – this will impact in March.
- The emphasis will switch to a preventative approach to tracking, so that young people are contacted before their current destination expires.

Education and Young People's Services Performance Management

NEET Monthly Report - Kent

16-18 year old NEET Summary	Total Cohort 16-18	No. NEET 16-18	% NEET 16-18	NEET Target 16-18 Jan 2015	Diff from target	% NEET Age 16	% NEET Age 17	% NEET Age 18	Not knows				
									Acad age 16	Acad age 17	Acad age 18	Total	% of cohort
Kent	53,025	2,434	5.25%	4.00%	1.25%	2.30%	5.07%	8.79%	754	1,925	3,270	5,949	11.22%
Ashford	4,647	195	4.78%	3.37%	1.41%	2.06%	4.97%	7.62%	50	150	291	491	10.57%
Canterbury	4,846	213	4.98%	3.27%	1.71%	2.06%	5.31%	7.71%	50	129	307	486	10.03%
Dartford	3,493	158	5.16%	4.07%	1.09%	2.08%	4.29%	9.53%	47	150	183	380	10.88%
Dover	3,959	192	5.59%	4.47%	1.12%	3.22%	5.33%	8.49%	67	156	258	481	12.15%
Gravesham	3,996	202	5.81%	4.03%	1.78%	1.27%	6.22%	10.79%	56	160	278	494	12.36%
Maidstone	5,473	218	4.56%	3.99%	0.57%	1.48%	4.06%	8.40%	83	157	351	591	10.80%
Sevenoaks	3,489	115	3.87%	2.63%	1.24%	2.30%	4.29%	5.24%	76	144	210	430	12.32%
Shepway	3,881	207	6.07%	4.85%	1.22%	3.02%	5.52%	10.17%	51	148	242	441	11.36%
Swale	5,411	342	7.15%	4.87%	2.28%	3.80%	5.73%	12.52%	74	207	321	602	11.13%
Thanet	5,306	299	6.51%	5.58%	0.93%	2.96%	6.51%	10.87%	87	239	350	676	12.74%
Tonbridge & Malling	4,510	168	4.25%	2.68%	1.57%	1.63%	4.13%	7.51%	58	146	276	480	10.64%
Tunbridge Wells	4,014	125	3.55%	2.64%	0.91%	1.50%	4.02%	5.50%	55	139	203	397	9.89%

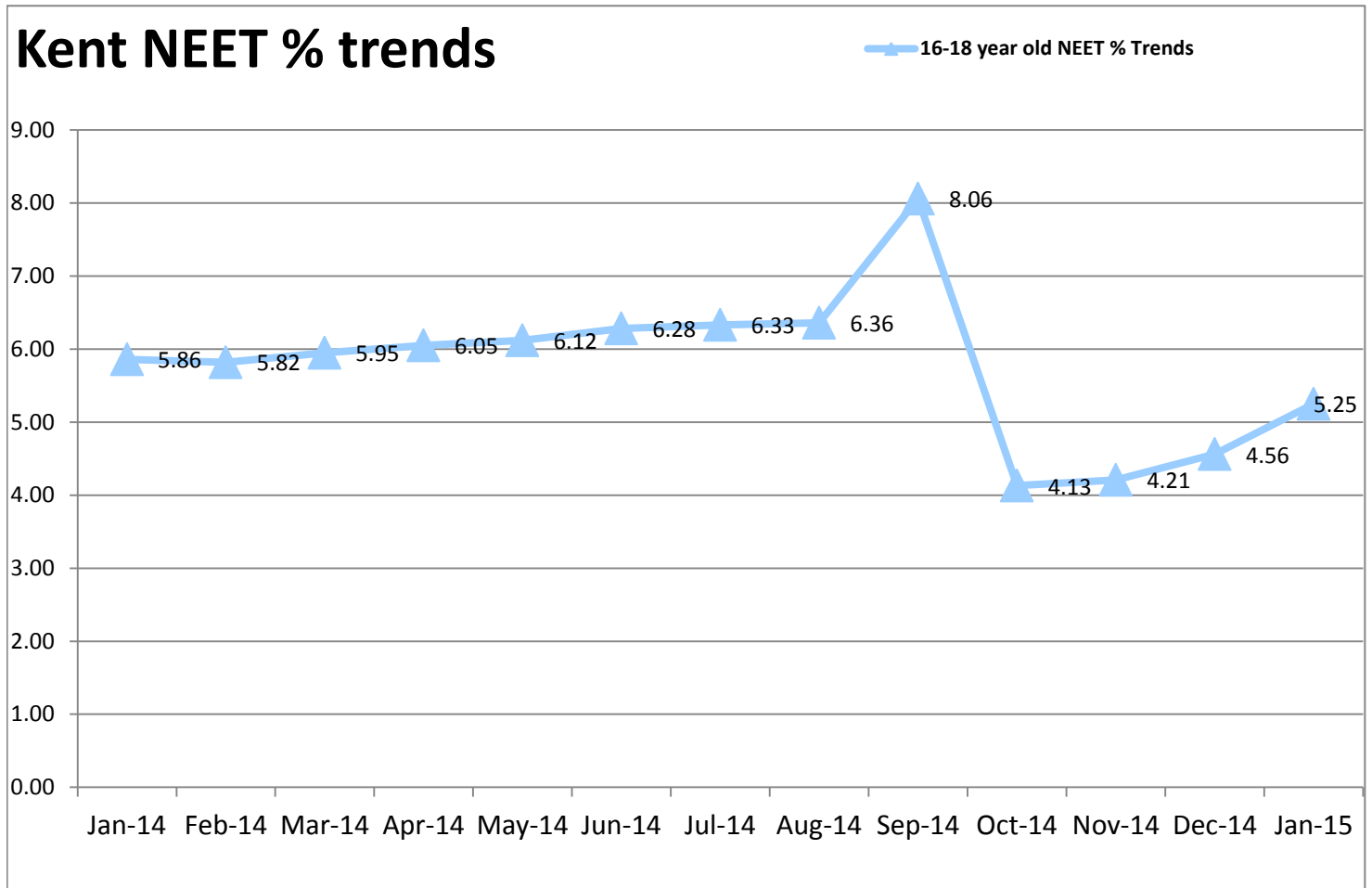
16-18 year old NEET % Trends	Jan-15	Dec-14	Nov-14	Oct-14	Sep-14	Aug-14	Jul-14	Jun-14	May-14	Apr-14	Mar-14	Feb-14	Jan-14
Kent	5.25	4.56	4.21	4.13	8.06	6.36	6.33	6.28	6.12	6.05	5.95	5.82	5.86
Ashford	4.78	4.29	4.30	3.83	8.34	6.33	6.29	5.99	5.76	5.63	5.46	5.37	5.22
Canterbury	4.98	4.48	3.86	3.93	7.90	5.27	5.21	5.09	5.00	4.89	5.10	4.99	5.24
Dartford	5.16	4.42	4.25	4.27	8.25	7.00	6.28	6.41	5.99	5.99	5.76	5.48	5.80
Dover	5.59	4.74	4.48	4.39	9.42	7.73	7.60	7.65	7.89	7.94	7.53	7.19	7.07
Gravesham	5.81	4.99	4.61	4.57	9.09	7.00	6.90	6.99	6.76	6.67	6.50	6.45	6.35
Maidstone	4.56	4.06	3.94	4.10	7.07	6.51	6.41	5.94	5.63	5.64	5.46	5.34	5.41
Sevenoaks	3.87	3.35	2.79	2.85	5.23	3.88	3.94	4.00	3.72	3.74	3.76	3.74	4.09
Shepway	6.07	5.06	4.68	4.71	9.42	7.17	7.39	7.18	7.09	7.00	7.20	6.94	7.34
Swale	7.15	6.51	6.00	5.76	10.63	7.95	7.78	7.57	7.25	7.04	7.06	6.83	6.75
Thanet	6.51	5.60	4.98	4.78	9.79	8.07	8.13	8.21	8.12	8.45	8.19	8.08	8.09
Tonbridge & Malling	4.25	3.48	3.17	3.05	5.57	4.73	4.52	4.72	4.77	4.44	4.40	4.26	4.18
Tunbridge Wells	3.55	2.91	2.65	2.57	4.93	4.39	4.69	4.88	4.67	4.39	4.17	4.28	4.02

16-18 year old Not Known % Trends	Jan-15	Dec-14	Nov-14	Oct-14	Sep-14	Aug-14	Jul-14	Jun-14	May-14	Apr-14	Mar-14	Feb-14	Jan-14
Kent	11.22	15.21	19.00	24.16	58.70	11.97	11.93	11.72	10.20	8.67	5.80	4.69	4.60
Ashford	10.57	14.98	18.73	25.79	56.67	11.39	11.91	10.12	8.33	7.57	3.67	2.45	2.02
Canterbury	10.03	13.57	15.62	23.73	59.44	8.87	8.16	8.36	7.92	5.48	3.11	2.25	1.97
Dartford	10.88	14.90	19.39	24.09	60.43	13.15	13.75	13.85	12.18	11.20	9.18	9.04	8.42
Dover	12.15	15.81	19.25	22.78	65.00	10.72	9.30	8.73	7.78	6.95	1.63	0.84	0.89
Gravesham	12.36	16.56	21.30	23.33	61.81	14.11	14.22	14.57	12.69	12.33	10.06	8.95	9.50
Maidstone	10.80	14.07	16.97	22.61	50.62	12.02	12.72	13.31	10.68	9.10	6.70	5.15	4.81
Sevenoaks	12.32	15.96	21.61	26.87	60.07	12.15	11.94	12.33	9.19	8.45	6.58	5.69	7.43
Shepway	11.36	16.01	21.59	24.23	54.45	13.39	12.93	13.15	12.22	11.18	8.09	6.70	5.96
Swale	11.13	15.40	18.66	26.39	57.95	13.52	13.97	13.21	11.69	8.06	4.84	3.05	2.28
Thanet	12.74	15.92	18.86	23.36	62.22	9.52	9.40	8.79	8.07	6.79	3.23	2.66	2.44
Tonbridge & Malling	10.64	14.99	19.07	23.75	59.21	13.79	13.56	13.61	12.37	11.05	9.00	7.77	8.54
Tunbridge Wells	9.89	14.93	19.13	23.25	59.06	11.96	11.93		9.82	7.40	5.36	3.99	3.56

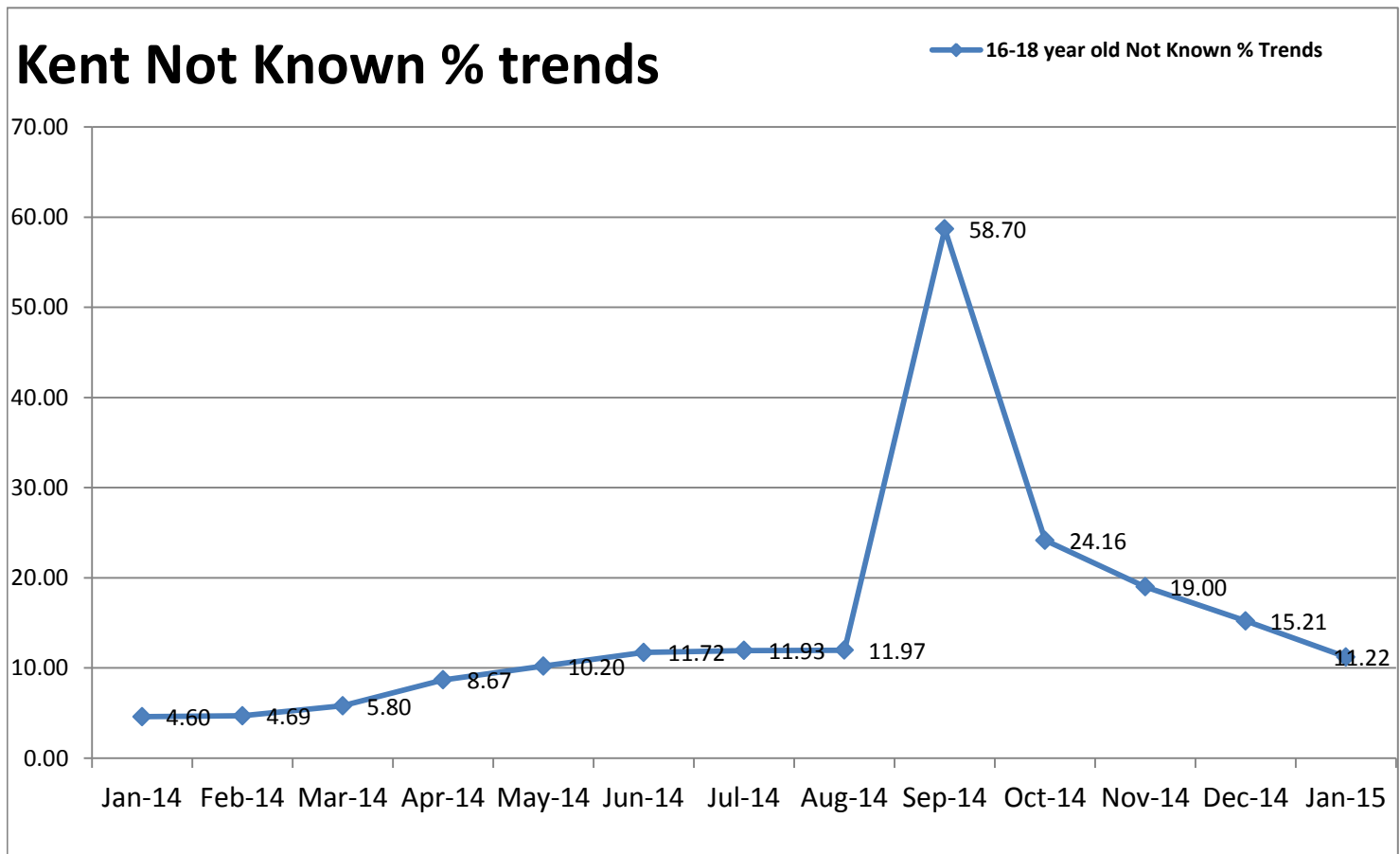
NEETs based on length of time in NEET	Equivalent - January 2014				
	0-6 weeks	7-13 weeks	14-26 weeks	27-52 weeks	52+ weeks
Kent	156	264	669	486	859
Ashford	23	17	61	35	59
Canterbury	7	31	51	49	75
Dartford	9	15	43	34	57
Dover	20	19	49	41	63
Gravesham	13	17	46	51	75
Maidstone	11	21	51	46	89
Sevenoaks	9	9	40	25	32
Shepway	13	27	54	42	71
Swale	19	40	90	76	117
Thanet	15	41	88	42	113
Tonbridge & Malling	10	13	59	23	63
Tunbridge Wells	7	14	37	22	45

Progress RPA - Participating	
% Age 16	% Age 17
85.96%	75.52%
82.55%	69.36%
83.16%	76.62%
92.71%	81.05%
81.28%	74.65%
93.77%	80.22%
90.92%	82.50%
85.51%	74.87%
85.45%	74.57%
85.06%	73.17%
85.88%	74.22%
86.57%	73.73%
79.08%	71.69%

Kent NEET % trends



Kent Not Known % trends



Education and Young People's Services Performance Management

NEET Monthly Report - Kent

16-18 year old cohort by Vulnerable Group	Jan-15	Dec-14	Nov-14	Oct-14	Sep-14	Aug-14	Jul-14	Jun-14	May-14	Apr-14	Mar-14	Feb-14	Jan-14
Children in Care	673	678	692	680	688	747	746	714	698	701	699	700	704
Caring for own child	328	293	281	262	252	605	540	533	531	530	527	512	502
Asylum seeker	40	40	41	41	41	79	80	79	78	78	78	79	79
Carer not own child	77	72	73	73	71	84	84	84	86	86	85	83	84
Substance Misuse	71	71	101	99	98	136	149	160	163	162	161	161	159
Care Leaver	80	79	77	76	76	63	61	61	62	63	63	61	60
Supervised by YOT	231	257	289	285	259	166	180	181	201	204	204	202	197
Pregnancy	168	157	143	137	133	196	203	190	184	176	176	179	179
Parent not caring for own child	16	13	13	13	13	22	22	23	23	23	23	22	22
SEND (16-18 year olds)	2086	2087	2094	2106	2114	2283	2279	2098	2099	2113	2114	2112	2117
SEND (19+ year olds)	3898	3900	3901	3902	3902	3196	3257	3312	3377	3871	3464	3506	3542
Total 16-18 cohort with at least one vulnerable group	3316	3279	3309	3295	3276	3822	3781	3599		3598			

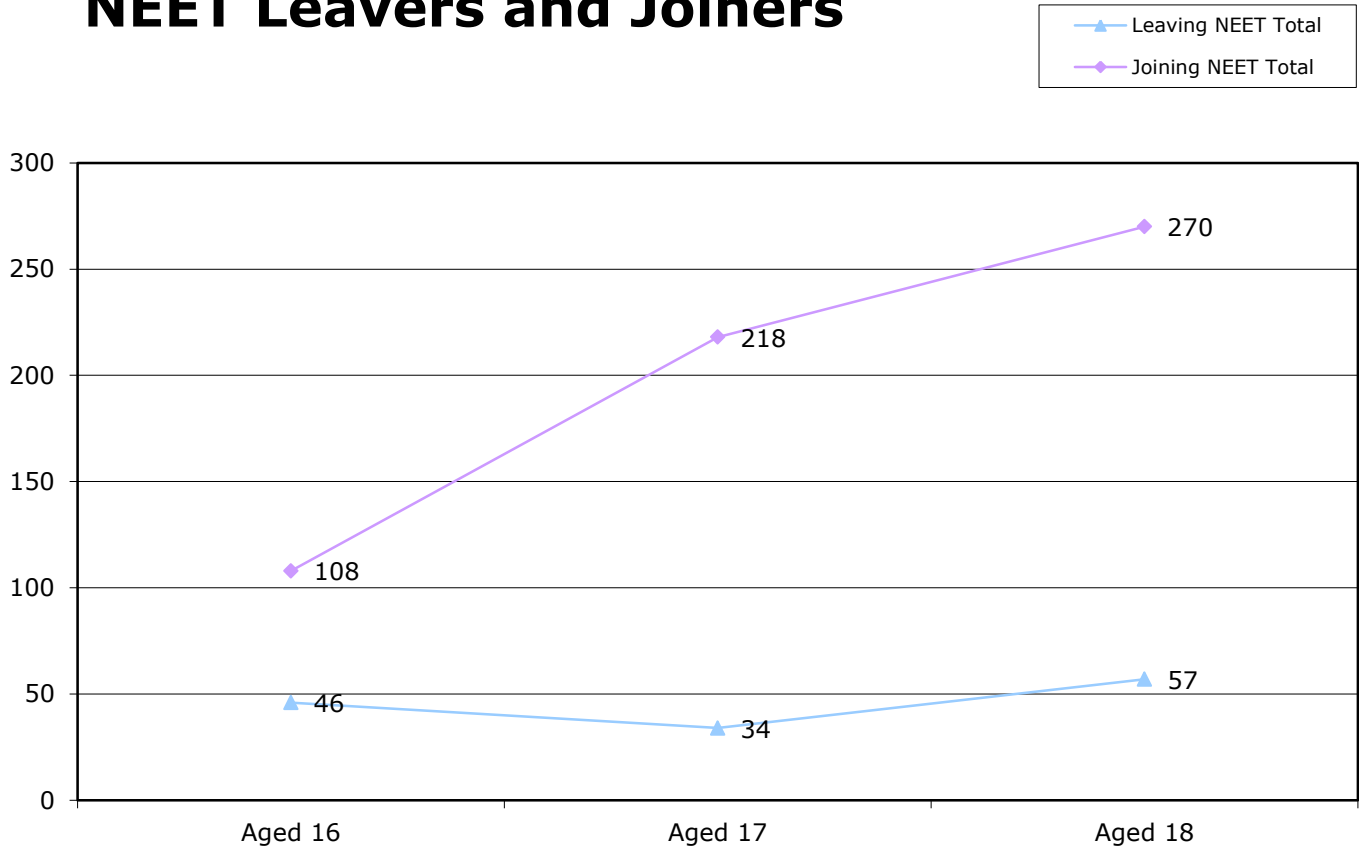
16-18 year old NEET by Vulnerable Group	Jan-15	Dec-14	Nov-14	Oct-14	Sep-14	Aug-14	Jul-14	Jun-14	May-14	Apr-14	Mar-14	Feb-14	Jan-14
Children in Care	97	94	91	78	98	165	159	159	154	158	154	147	151
Caring for own child	224	187	175	154	165	408	385	383	382	382	383	371	375
Asylum seeker	4	5	5	2	3	5	5	4	4	5	6	5	5
Carer not own child	23	21	18	17	18	29	30	28	28	29	28	27	27
Substance Misuse	14	12	19	15	18	32	47	60	60	59	57	54	55
Care Leaver	33	31	28	31	41	31	30	31	32	33	33	29	29
Supervised by YOT	75	85	75	57	47	63	71	77	80	85	79	72	76
Pregnancy	130	112	96	93	94	143	148	135	131	121	121	122	126
Parent not caring for own child	9	7	5	6	7	12	11	12	12	12	11	12	13
SEND (16-18 year olds)	168	166	154	147	157	295	305	256	252	258	258	249	244
SEND (19+ year olds)	834	830	826	841	858	748	725	735	748	822	760	765	772
Total 16-18 NEET with at least one vulnerable group	659	598	546	504	551	974	995	955		944			

16-18 year old Not Knowns by Vulnerable Group	Jan-15	Dec-14	Nov-14	Oct-14	Sep-14	Aug-14	Jul-14	Jun-14	May-14	Apr-14	Mar-14	Feb-14	Jan-14
Children in Care	95	99	169	189	424	77	80	87	72	75	45	37	41
Caring for own child	35	38	44	45	63	37	38	52	39	37	23	19	14
Asylum seeker	10	10	16	21	30	19	19	23	19	20	15	13	13
Carer not own child	9	8	9	11	39	7	5	8	8	7	5	4	4
Substance Misuse	11	5	30	31	57	20	26	32	29	30	14	8	7
Care Leaver	18	12	16	16	17	8	10	13	13	11	7	4	4
Supervised by YOT	1	8	72	78	123	23	30	25	27	16	8	5	4
Pregnancy	14	15	14	13	25	8	9	13	11	11	6	5	4
Parent not caring for own child	0	0	1	2	5	3	4	4	3	3	2	2	2
SEND (16-18 year olds)	304	337	404	463	1300	213	211	183	180	195	121	105	107
SEND (19+ year olds)	2529	2532	2520	2567	2875	1905	2019	2086	2153	2271	2190	2210	2223
Total not known with at least one vulnerable group	441	474	645	726	1820	374	361	374		348			

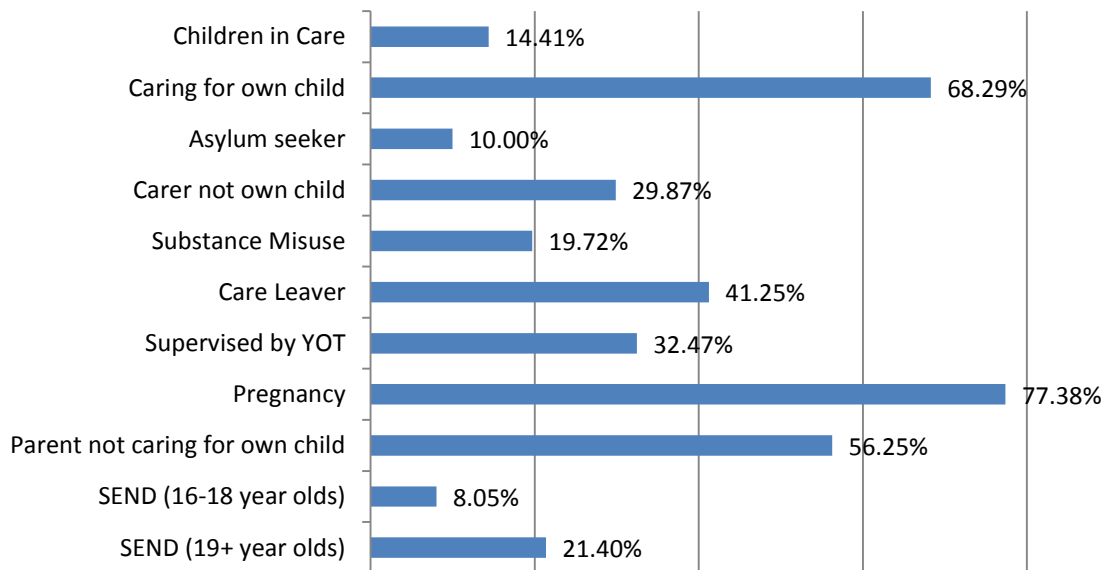
16-18 Year old NEET Leavers & Joiners	Aged 16	Aged 17	Aged 18	16-18 Total	Aged 19
Leaving NEET Total	46	34	57	137	80
Education	6	5	1	12	0
Employment	8	12	43	63	4
Government supported training	29	15	11	55	0
Re-engagement Provision	0	0	0	0	0
NEET in other area	2	2	1	5	0
Custodial Sentence	0	0	0	0	0
Moved Away	0	0	0	0	76
Cannot Be Contacted	0	0	0	0	0
Refused to disclose activity	0	0	0	0	0
Unknown Activity	0	0	0	0	0
Other Reason	1	0	1	2	0
Joining NEET Total	108	218	270	596	20
Education	38	20	2	60	10
Employment	7	15	16	38	3
Government supported training	9	4	4	17	0
Re-engagement Provision	0	0	0	0	0
NEET in other area	0	0	0	0	0
Other (inc custodial sentence)	54	179	248	481	7
Joiners>Leavers	-62	-184	-213	-459	60

16-18 Year Old NEET Labour Market Summary	No	%
Available:		
Working not for reward	43	2.16%
Not yet ready for work or learning	121	6.08%
Start Date agreed	40	2.01%
Seeking EET	1787	89.75%
Available Total	1991	100%
Unavailable:		
Young carers	12	2.71%
Teenage parents	194	43.79%
Illness	140	31.60%
Pregnancy	89	20.09%
Religious grounds	0	0.00%
Unlikely to be economically active	8	1.81%
Other reason	0	0.00%
Unavailable Total	443	100%

NEET Leavers and Joiners



% of Vulnerable Cohorts who are NEET



Education and Young People's Services Performance Management

NEET Monthly Report - Ashford

16-18 year old cohort by Vulnerable Group	Jan-15	Dec-14	Nov-14	Oct-14	Sep-14	Aug-14	Jul-14	Jun-14	May-14	Apr-14	Mar-14	Feb-14	Jan-14
Children in Care	55	53	56	56	63	70	71	70	70	70	72	70	71
Caring for own child	22	18	15	13	12	35	34	34	34	34	34	32	32
Asylum seeker	4	4	4	4	4	10	10	10	10	10	10	10	10
Carer not own child	10	10	10	10	10	9	9	9	9	9	9	9	9
Substance Misuse	7	6	6	6	6	9	11	12	12	12	12	11	11
Care Leaver	4	4	5	5	5	10	9	9	9	10	10	11	11
Supervised by YOT	14	15	17	18	20	8	10	11	13	13	13	12	12
Pregnancy	10	11	9	9	8	14	14	14	14	13	13	14	12
Parent not caring for own child	0	0	1	1	1	2	2	2	2	2	2	2	2
SEND (16-18 year olds)	152	152	155	157	170	183	183	174	174	175	176	176	174
SEND (19+ year olds)	319	320	322	323	323	249	252	257	263	319	276	277	280
Total 16-18 cohort with at least one vulnerable group	246	242	242	244	257	301	302	293		295			

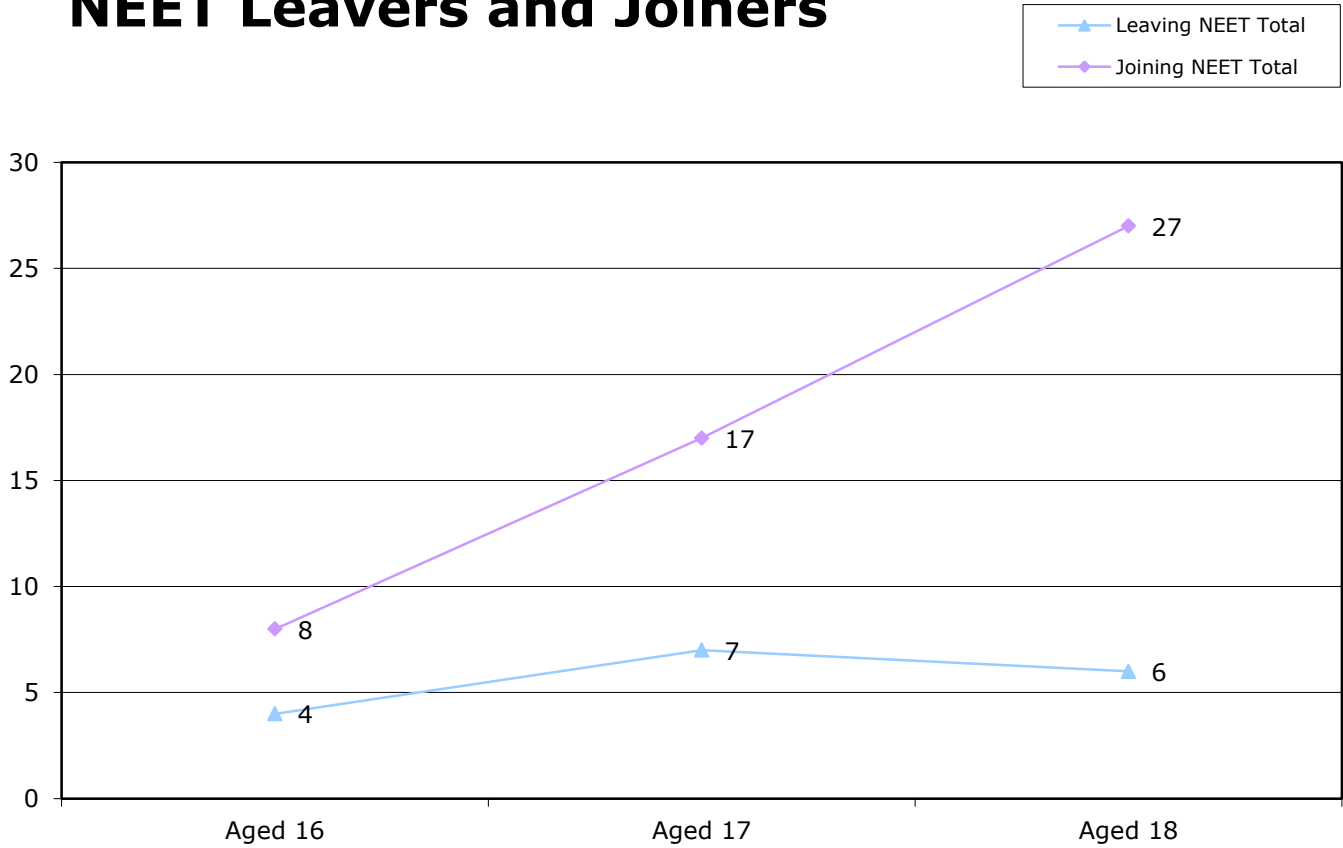
16-18 year old NEET by Vulnerable Group	Jan-15	Dec-14	Nov-14	Oct-14	Sep-14	Aug-14	Jul-14	Jun-14	May-14	Apr-14	Mar-14	Feb-14	Jan-14
Children in Care	12	9	9	7	12	15	16	17	17	15	15	13	16
Caring for own child	15	10	7	5	5	22	21	21	21	22	22	20	22
Asylum seeker	0	0	0	0	0	0	0	0	0	0	0	0	0
Carer not own child	1	1	1	1	1	1	1	2	2	2	1	1	1
Substance Misuse	3	2	2	2	2	1	5	6	6	6	6	5	5
Care Leaver	3	3	4	4	4	6	6	6	6	7	7	8	9
Supervised by YOT	4	3	5	3	3	9	2	4	4	4	4	3	3
Pregnancy	6	5	3	3	2	1	9	9	10	9	9	8	8
Parent not caring for own child	0	0	1	1	1		1	1	1	1	1	1	1
SEND (16-18 year olds)	10	9	10	8	10	26	27	22	23	22	23	23	21
SEND (19+ year olds)	40	41	47	49	50	37	37	37	37	45	37	38	38
Total 16-18 NEET with at least one vulnerable group	42	32	30	25	33	69	73	70		70			

16-18 year old Not Knowns by Vulnerable Group	Jan-15	Dec-14	Nov-14	Oct-14	Sep-14	Aug-14	Jul-14	Jun-14	May-14	Apr-14	Mar-14	Feb-14	Jan-14
Children in Care	6	6	13	14	37	8	7	6	5	11	7	6	7
Caring for own child	2	2	2	2	4	6	6	8	4	6	1	1	1
Asylum seeker	0	0	2	2	4	3	3	2	2	3	2	2	2
Carer not own child	1	1	1	1	7	1	1	1	1	1	1	0	0
Substance Misuse	0	0	0	1	3	0	0	0	0	0	0	0	0
Care Leaver	1	0	0	0	0	1	1	2	1	1	0	0	0
Supervised by YOT	1	2	1	4	7	1	2	2	1	2	0	0	0
Pregnancy	2	3	2	2	2	1	2	1	1	1	0	0	0
Parent not caring for own child	0	0	0	0	0	1	1	1	1	1	1	1	1
SEND (16-18 year olds)	20	26	32	37	96	20	19	16	14	14	10	10	9
SEND (19+ year olds)	232	235	239	243	272	179	181	186	191	202	198	195	198
Total not known with at least one vulnerable group	31	38	44	53	135	35	35	31		28			

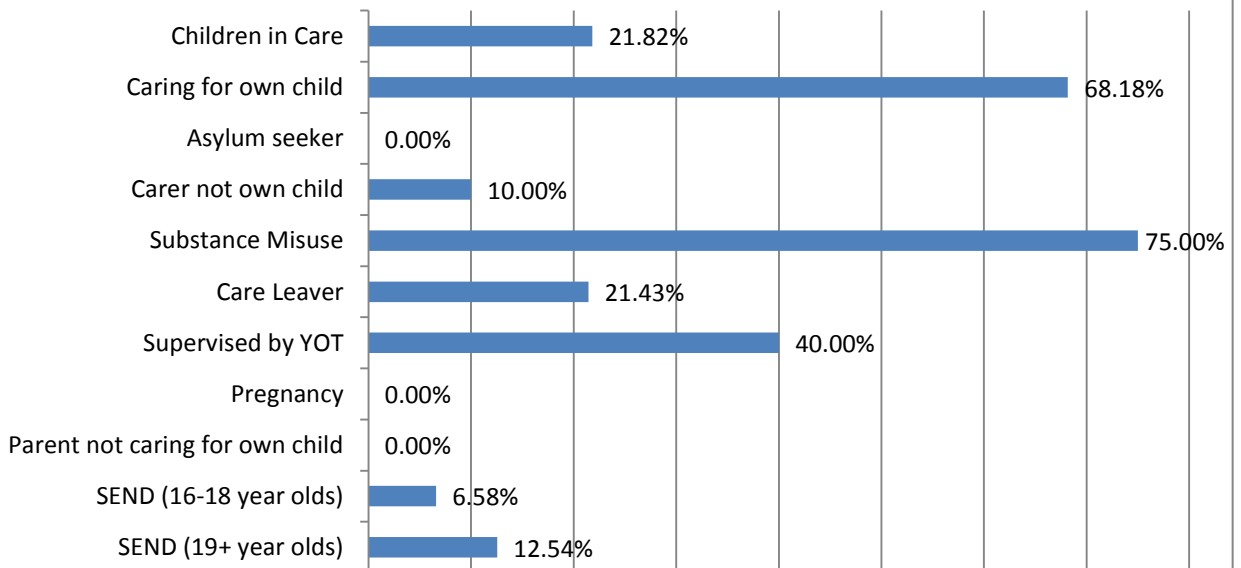
16-18 Year old NEET Leavers & Joiners	Aged 16	Aged 17	Aged 18	16-18 Total	Aged 19
Leaving NEET Total	4	7	6	17	7
Education	0	0	0	0	0
Employment	0	1	5	6	1
Government supported training	4	4	1	9	0
Re-engagement Provision	0	0	0	0	0
NEET in other area	0	2	0	2	0
Custodial Sentence	0	0	0	0	0
Moved Away	0	0	0	0	6
Cannot Be Contacted	0	0	0	0	0
Refused to disclose activity	0	0	0	0	0
Unknown Activity	0	0	0	0	0
Other Reason	0	0	0	0	0
Joining NEET Total	8	17	27	52	0
Education	1	2	0	3	0
Employment	0	2	1	3	0
Government supported training	1	1	0	2	0
Re-engagement Provision	0	0	0	0	0
NEET in other area	0	0	0	0	0
Other (inc custodial sentence)	6	12	26	44	0
Joiners>Leavers	-4	-10	-21	-35	7

16-18 Year Old NEET Labour Market Summary	No	%
Available:		
Working not for reward	2	1.22%
Not yet ready for work or learning	6	3.66%
Start Date agreed	2	1.22%
Seeking EET	154	93.90%
Available Total	164	100%
Unavailable:		
Young carers	0	0.00%
Teenage parents	13	41.94%
Illness	12	38.71%
Pregnancy	5	16.13%
Religious grounds	0	0.00%
Unlikely to be economically active	1	3.23%
Other reason	0	0.00%
Unavailable Total	31	100%

NEET Leavers and Joiners



% of Vulnerable Cohorts who are NEET



Education and Young People's Services Performance Management

NEET Monthly Report - Canterbury

16-18 year old cohort by Vulnerable Group	Jan-15	Dec-14	Nov-14	Oct-14	Sep-14	Aug-14	Jul-14	Jun-14	May-14	Apr-14	Mar-14	Feb-14	Jan-14
Children in Care	82	83	87	88	90	97	96	92	91	92	91	93	93
Caring for own child	32	28	28	26	23	45	37	37	36	36	36	35	36
Asylum seeker	6	6	7	7	7	13	13	13	12	12	12	12	12
Carer not own child	4	4	4	4	4	5	5	5	5	5	5	5	5
Substance Misuse	9	9	10	10	10	12	12	13	13	13	14	14	14
Care Leaver	7	7	6	6	6	1	1	1	1	1	2	2	2
Supervised by YOT	16	18	23	24	22	15	16	17	19	19	19	19	17
Pregnancy	16	13	10	11	9	17	15	14	14	14	14	13	14
Parent not caring for own child	1	0	0	0	0	1	1	1	1	1	1	1	1
SEND (16-18 year olds)	223	222	220	223	222	234	233	220	219	219	219	219	221
SEND (19+ year olds)	346	346	345	344	344	285	291	297	305	338	310	311	317
Total 16-18 cohort with at least one vulnerable group	341	334	337	341	338	377	369	356		353			

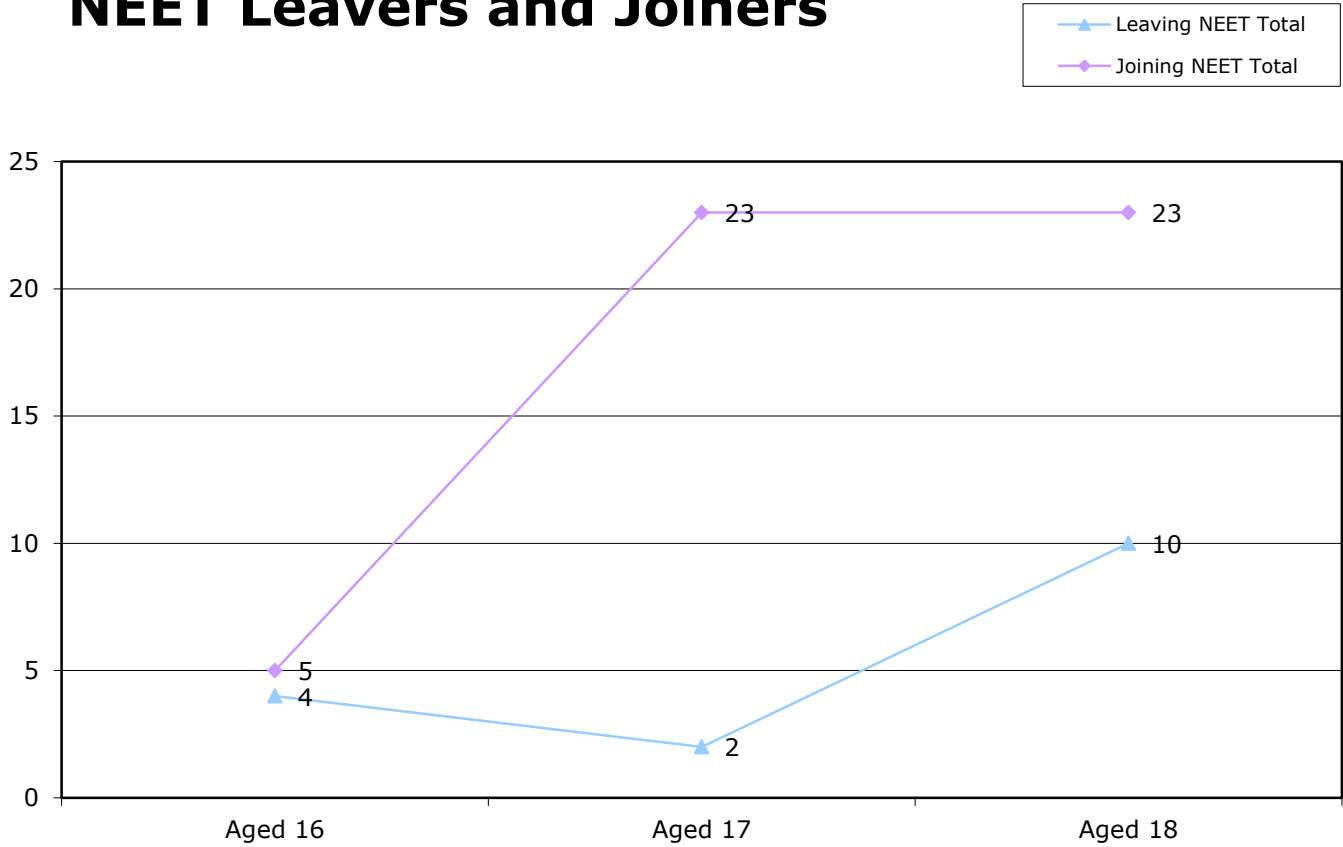
16-18 year old NEET by Vulnerable Group	Jan-15	Dec-14	Nov-14	Oct-14	Sep-14	Aug-14	Jul-14	Jun-14	May-14	Apr-14	Mar-14	Feb-14	Jan-14
Children in Care	10	9	9	9	8	12	11	10	10	9	9	10	12
Caring for own child	19	14	14	12	14	25	25	25	24	24	25	23	24
Asylum seeker	1	1	1	0	0	0	0	0	0	0	0	0	1
Carer not own child	0	0	0	0	0	1	1	1	1	1	1	1	2
Substance Misuse	0	0	0	0	2	2	3	3	3	3	4	4	4
Care Leaver	2	2	2	2	4	0	0	0	0	0	1	1	1
Supervised by YOT	3	4	3	5	5	3	4	5	5	11	4	4	7
Pregnancy	15	12	9	10	8	13	12	11	11	0	11	11	12
Parent not caring for own child	1	0	0	0	0	0	0	0	0	0	0	1	1
SEND (16-18 year olds)	21	18	18	20	19	30	29	24	22	20	21	21	21
SEND (19+ year olds)	78	77	75	76	80	71	74	75	77	80	79	80	81
Total 16-18 NEET with at least one vulnerable group	59	49	45	49	51	72	72	67		61			

16-18 year old Not Knowns by Vulnerable Group	Jan-15	Dec-14	Nov-14	Oct-14	Sep-14	Aug-14	Jul-14	Jun-14	May-14	Apr-14	Mar-14	Feb-14	Jan-14
Children in Care	12	13	18	20	66	9	9	12	10	9	6	4	4
Caring for own child	5	6	7	7	7	2	1	5	1	0	0	0	0
Asylum seeker	2	2	3	4	6	1	1	2	1	1	1	0	0
Carer not own child	0	0	0	0	2	0	0	0	0	0	0	0	0
Substance Misuse	2	2	3	3	6	0	0	1	0	0	0	0	0
Care Leaver	2	1	0	0	0	0	0	1	1	1	1	0	0
Supervised by YOT	0	0	7	5	9	1	1	2	3	0	1	0	0
Pregnancy	0	0	0	0	1	0	0	0	0	0	0	0	0
Parent not caring for own child	0	0	0	0	0	0	0	0	0	0	0	0	0
SEND (16-18 year olds)	30	33	34	39	154	19	18	16	17	12	8	7	7
SEND (19+ year olds)	214	216	208	209	250	166	169	176	189	195	194	194	193
Total not known with at least one vulnerable group	47	50	61	66	213	29	27	33		21			

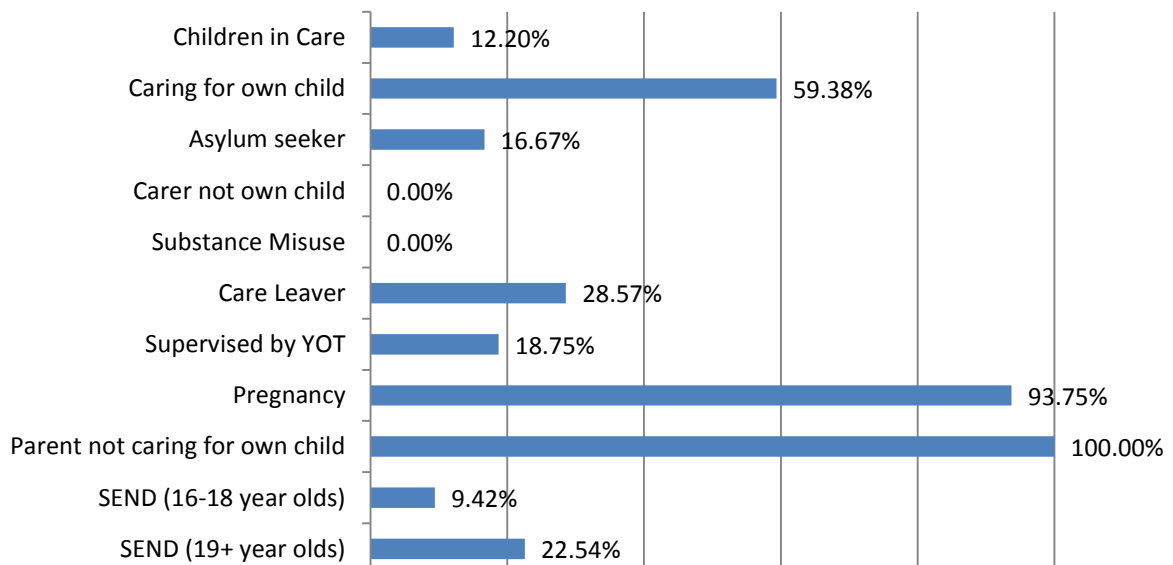
16-18 Year old NEET Leavers & Joiners	Aged 16	Aged 17	Aged 18	16-18 Total	Aged 19
Leaving NEET Total	4	2	10	16	7
Education	2	1	0	3	0
Employment	1	1	9	11	0
Government supported training	1	0	1	2	0
Re-engagement Provision	0	0	0	0	0
NEET in other area	0	0	0	0	0
Custodial Sentence	0	0	0	0	0
Moved Away	0	0	0	0	7
Cannot Be Contacted	0	0	0	0	0
Refused to disclose activity	0	0	0	0	0
Unknown Activity	0	0	0	0	0
Other Reason	0	0	0	0	0
Joining NEET Total	5	23	23	51	1
Education	2	0	0	2	0
Employment	1	1	2	4	0
Government supported training	0	0	0	0	0
Re-engagement Provision	0	0	0	0	0
NEET in other area	0	0	0	0	0
Other (inc custodial sentence)	2	22	21	45	1
Joiners>Leavers	-1	-21	-13	-35	6

16-18 Year Old NEET Labour Market Summary	No	%
Available:		
Working not for reward	4	2.44%
Not yet ready for work or learning	9	5.49%
Start Date agreed	1	0.61%
Seeking EET	150	91.46%
Available Total	164	100%
Unavailable:		
Young carers	0	0.00%
Teenage parents	18	36.73%
Illness	19	38.78%
Pregnancy	12	24.49%
Religious grounds	0	0.00%
Unlikely to be economically active	0	0.00%
Other reason	0	0.00%
Unavailable Total	49	100%

NEET Leavers and Joiners



% of Vulnerable Cohorts who are NEET



Education and Young People's Services Performance Management

NEET Monthly Report - Dartford

16-18 year old cohort by Vulnerable Group	Jan-15	Dec-14	Nov-14	Oct-14	Sep-14	Aug-14	Jul-14	Jun-14	May-14	Apr-14	Mar-14	Feb-14	Jan-14
Children in Care	25	28	30	28	31	29	28	27	27	28	25	24	25
Caring for own child	14	13	13	11	10	22	22	21	21	21	21	21	21
Asylum seeker	1	1	1	0	0	0	0	0	0	0	0	0	0
Carer not own child	5	5	5	5	5	6	6	6	7	7	7	7	7
Substance Misuse	1	1	2	2	2	3	3	4	4	4	4	5	5
Care Leaver	2	2	2	2	2	2	2	2	2	2	2	2	2
Supervised by YOT	10	12	14	14	15	11	11	10	11	12	10	10	11
Pregnancy	3	3	2	3	3	7	7	8	7	7	7	8	9
Parent not caring for own child	1	1	1	0	0	0	0	0	0	0	0	0	0
SEND (16-18 year olds)	115	116	115	114	119	137	137	128	128	131	129	128	128
SEND (19+ year olds)	248	248	248	248	248	205	211	216	220	252	223	228	230
Total 16-18 cohort with at least one vulnerable group	166	167	167	163	169	196	196	189		193			

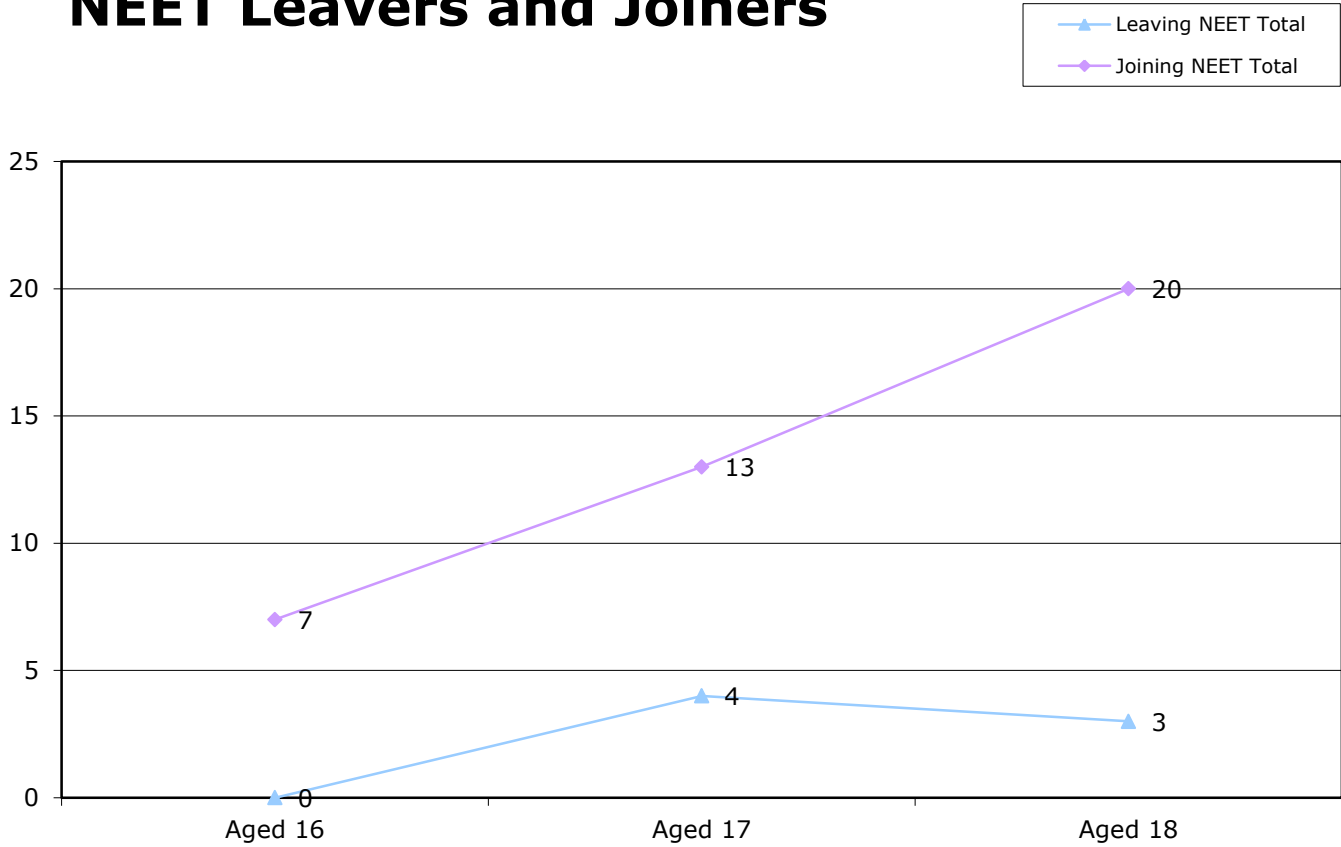
16-18 year old NEET by Vulnerable Group	Jan-15	Dec-14	Nov-14	Oct-14	Sep-14	Aug-14	Jul-14	Jun-14	May-14	Apr-14	Mar-14	Feb-14	Jan-14
Children in Care	5	6	8	5	6	6	6	4	5	5	3	3	3
Caring for own child	13	12	12	10	9	20	20	19	19	19	19	19	19
Asylum seeker	1	1	1	0	0	0	0	0	0	0	0	0	0
Carer not own child	1	2	2	2	2	3	3	3	3	3	3	3	3
Substance Misuse	0	0	0	0	0	1	1	2	2	2	2	3	3
Care Leaver	0	0	0	0	0	1	1	1	1	1	1	1	1
Supervised by YOT	4	4	3	2	2	4	4	3	3	4	0	0	1
Pregnancy	2	2	1	2	2	5	5	6	5	5	5	5	7
Parent not caring for own child	1	1	1	0	0	0	0	0	0	0	0	0	0
SEND (16-18 year olds)	4	5	4	4	6	12	13	12	13	12	10	9	10
SEND (19+ year olds)	40	40	40	40	41	35	35	37	38	42	40	40	41
Total 16-18 NEET with at least one vulnerable group	26	27	26	21	23	42	44	43		44			

16-18 year old Not Knowns by Vulnerable Group	Jan-15	Dec-14	Nov-14	Oct-14	Sep-14	Aug-14	Jul-14	Jun-14	May-14	Apr-14	Mar-14	Feb-14	Jan-14
Children in Care	5	6	9	10	17	4	5	6	7	6	5	3	3
Caring for own child	1	1	1	1	0	0	0	1	0	0	0	0	0
Asylum seeker	0	0	0	0	0	0	0	0	0	0	0	0	0
Carer not own child	1	1	1	1	2	1	1	1	1	1	1	1	1
Substance Misuse	1	1	2	2	1	0	1	1	1	1	1	0	0
Care Leaver	2	2	2	2	2	1	1	1	1	1	1	1	1
Supervised by YOT	0	0	3	4	8	0	0	0	1	0	0	0	0
Pregnancy	1	0	0	0	0	0	0	0	0	0	0	1	0
Parent not caring for own child	0	0	0	0	0	0	0	0	0	0	0	0	0
SEND (16-18 year olds)	16	19	22	23	68	11	11	10	9	10	7	8	7
SEND (19+ year olds)	181	173	175	175	186	127	137	146	149	154	145	150	152
Total not known with at least one vulnerable group	25	28	34	36	89	15	17	17		16			

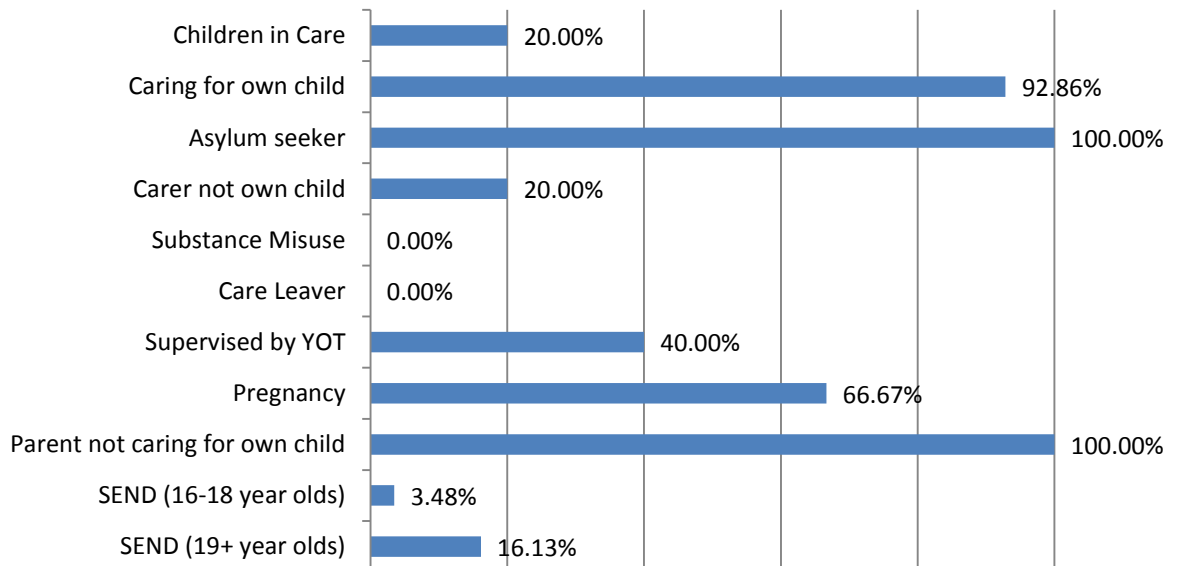
16-18 Year old NEET Leavers & Joiners	Aged 16	Aged 17	Aged 18	16-18 Total	Aged 19
Leaving NEET Total	0	4	3	7	6
Education	0	2	0	2	0
Employment	0	0	3	3	0
Government supported training	0	2	0	2	0
Re-engagement Provision	0	0	0	0	0
NEET in other area	0	0	0	0	0
Custodial Sentence	0	0	0	0	0
Moved Away	0	0	0	0	6
Cannot Be Contacted	0	0	0	0	0
Refused to disclose activity	0	0	0	0	0
Unknown Activity	0	0	0	0	0
Other Reason	0	0	0	0	0
Joining NEET Total	7	13	20	40	1
Education	2	0	0	2	0
Employment	0	2	0	2	1
Government supported training	2	0	0	2	0
Re-engagement Provision	0	0	0	0	0
NEET in other area	0	0	0	0	0
Other (inc custodial sentence)	3	11	20	34	0
Joiners>Leavers	-7	-9	-17	-33	5

16-18 Year Old NEET Labour Market Summary	No	%
Available:		
Working not for reward	2	1.48%
Not yet ready for work or learning	7	5.19%
Start Date agreed	4	2.96%
Seeking EET	122	90.37%
Available Total	135	100%
Unavailable:		
Young carers	1	4.35%
Teenage parents	10	43.48%
Illness	11	47.83%
Pregnancy	1	4.35%
Religious grounds	0	0.00%
Unlikely to be economically active	0	0.00%
Other reason	0	0.00%
Unavailable Total	23	100%

NEET Leavers and Joiners



% of Vulnerable Cohorts who are NEET



Education and Young People's Services Performance Management
NEET Monthly Report - Dover

16-18 year old cohort by Vulnerable Group	Jan-15	Dec-14	Nov-14	Oct-14	Sep-14	Aug-14	Jul-14	Jun-14	May-14	Apr-14	Mar-14	Feb-14	Jan-14
Children in Care	56	59	61	58	63	64	62	60	59	61	62	61	61
Caring for own child	34	31	29	27	27	69	65	64	64	64	64	62	59
Asylum seeker	4	4	4	4	4	6	6	6	6	6	6	6	6
Carer not own child	6	5	4	4	4	7	7	7	7	7	7	6	7
Substance Misuse	15	17	22	22	21	27	29	35	35	35	34	34	34
Care Leaver	10	10	7	7	8	5	5	5	4	4	3	4	4
Supervised by YOT	30	39	41	40	36	25	26	27	27	27	27	27	26
Pregnancy	20	18	17	17	17	23	23	23	21	19	19	20	22
Parent not caring for own child	2	2	2	3	3	4	4	4	4	4	4	4	4
SEND (16-18 year olds)	180	181	185	190	199	187	187	171	170	173	174	172	172
SEND (19+ year olds)	341	340	341	341	341	297	305	311	316	344	319	323	329
Total 16-18 cohort with at least one vulnerable group	305	308	310	310	317	345	343	332		329			

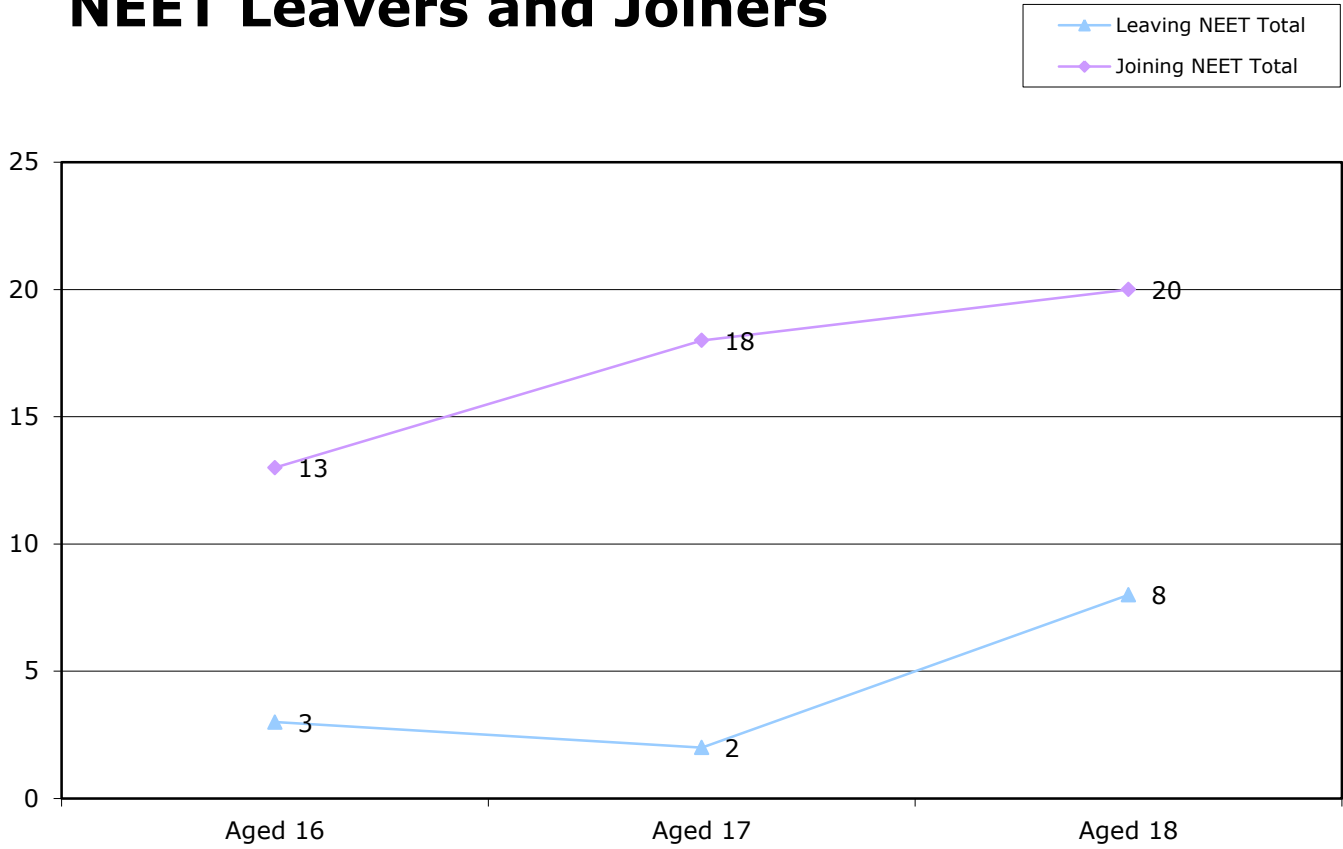
16-18 year old NEET by Vulnerable Group	Jan-15	Dec-14	Nov-14	Oct-14	Sep-14	Aug-14	Jul-14	Jun-14	May-14	Apr-14	Mar-14	Feb-14	Jan-14
Children in Care	9	9	9	9	10	20	17	17	15	19	20	15	16
Caring for own child	21	20	18	16	16	50	45	44	44	44	45	41	40
Asylum seeker	0	0	0	0	0	0	0	0	0	0	0	0	0
Carer not own child	2	1	0	0	1	2	2	3	3	3	3	2	3
Substance Misuse	3	4	4	3	2	5	7	13	13	13	11	10	11
Care Leaver	7	6	4	4	4	2	2	3	2	2	1	1	1
Supervised by YOT	12	17	19	14	11	11	13	14	12	14	13	12	14
Pregnancy	15	13	12	3	13	18	17	17	16	14	14	14	16
Parent not caring for own child	1	2	1	1	1	2	2	2	2	2	2	2	3
SEND (16-18 year olds)	13	16	17	16	18	30	32	29	28	31	29	24	23
SEND (19+ year olds)	95	96	96	96	98	84	84	86	87	96	86	87	86
Total 16-18 NEET with at least one vulnerable group	67	65	62	56	57	109	108	109		109			

16-18 year old Not Knowns by Vulnerable Group	Jan-15	Dec-14	Nov-14	Oct-14	Sep-14	Aug-14	Jul-14	Jun-14	May-14	Apr-14	Mar-14	Feb-14	Jan-14
Children in Care	10	10	19	19	40	7	7	5	4	4	0	0	0
Caring for own child	6	5	5	5	10	1	2	2	2	2	0	0	0
Asylum seeker	3	3	3	3	4	2	2	2	2	3	1	1	1
Carer not own child	1	1	1	1	2	1	0	0	0	1	0	0	0
Substance Misuse	1	0	5	5	14	5	6	9	9	8	2	1	1
Care Leaver	2	1	2	2	2	0	0	0	0	0	0	0	0
Supervised by YOT	0	3	8	8	16	4	3	2	1	0	0	0	0
Pregnancy	3	3	3	3	4	1	1	2	2	1	0	0	0
Parent not caring for own child	0	0	1	2	2	1	1	1	0	0	0	0	0
SEND (16-18 year olds)	38	39	46	55	136	11	9	5	5	10	1	0	0
SEND (19+ year olds)	207	206	207	215	237	177	185	190	195	199	196	199	204
Total not known with at least one vulnerable group	55	56	74	82	194	22	21	21		25			

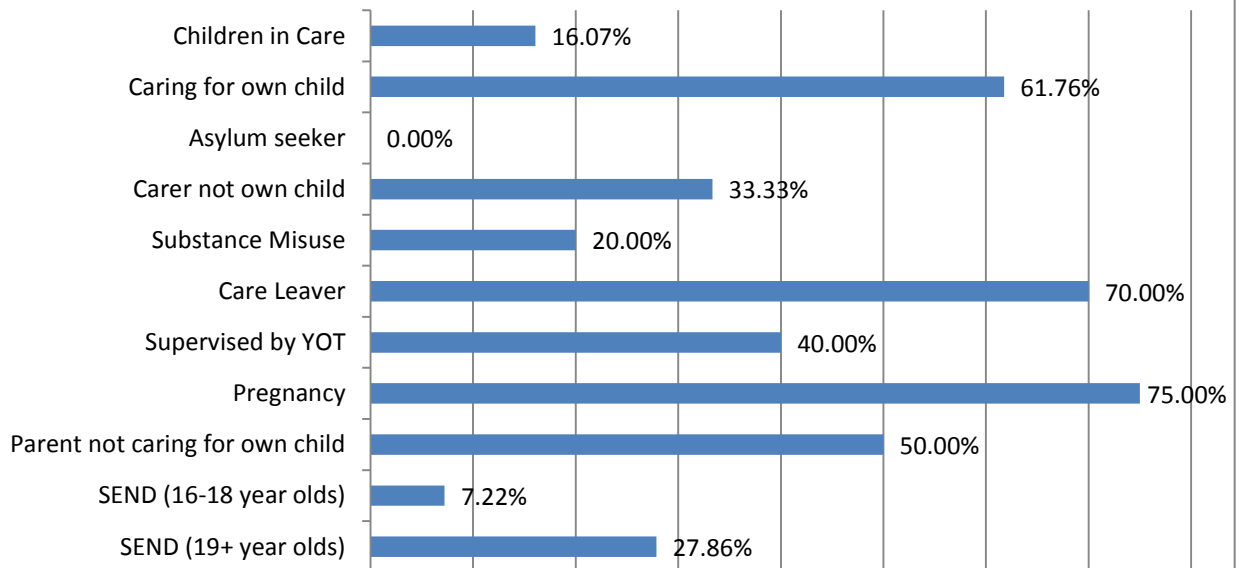
16-18 Year old NEET Leavers & Joiners	Aged 16	Aged 17	Aged 18	16-18 Total	Aged 19
Leaving NEET Total	3	2	8	13	8
Education	1	0	0	1	0
Employment	0	0	6	6	0
Government supported training	2	2	1	5	0
Re-engagement Provision	0	0	0	0	0
NEET in other area	0	0	1	1	0
Custodial Sentence	0	0	0	0	0
Moved Away	0	0	0	0	8
Cannot Be Contacted	0	0	0	0	0
Refused to disclose activity	0	0	0	0	0
Unknown Activity	0	0	0	0	0
Other Reason	0	0	0	0	0
Joining NEET Total	13	18	20	51	0
Education	4	0	0	4	0
Employment	2	1	1	4	0
Government supported training	2	0	1	3	0
Re-engagement Provision	0	0	0	0	0
NEET in other area	0	0	0	0	0
Other (inc custodial sentence)	5	17	18	40	0
Joiners>Leavers	-10	-16	-12	-38	8

16-18 Year Old NEET Labour Market Summary	No	%
Available:		
Working not for reward	1	0.65%
Not yet ready for work or learning	16	10.46%
Start Date agreed	1	0.65%
Seeking EET	135	88.24%
Available Total	153	100%
Unavailable:		
Young carers	2	5.13%
Teenage parents	20	51.28%
Illness	7	17.95%
Pregnancy	9	23.08%
Religious grounds	0	0.00%
Unlikely to be economically active	1	2.56%
Other reason	0	0.00%
Unavailable Total	39	100%

NEET Leavers and Joiners



% of Vulnerable Cohorts who are NEET



Education and Young People's Services Performance Management
NEET Monthly Report - Gravesham

16-18 year old cohort by Vulnerable Group	Jan-15	Dec-14	Nov-14	Oct-14	Sep-14	Aug-14	Jul-14	Jun-14	May-14	Apr-14	Mar-14	Feb-14	Jan-14
Children in Care	45	42	43	42	39	54	55	51	48	49	52	52	52
Caring for own child	17	15	14	14	13	40	39	39	39	39	39	39	38
Asylum seeker	4	4	5	5	5	16	16	15	15	15	15	15	15
Carer not own child	7	7	7	7	6	6	6	7	7	7	7	7	7
Substance Misuse	3	2	4	3	3	8	9	9	10	9	9	9	9
Care Leaver	6	6	6	6	6	5	5	5	5	5	5	5	5
Supervised by YOT	18	18	19	13	12	16	17	17	18	18	20	18	19
Pregnancy	17	17	15	15	14	20	20	18	18	18	17	15	14
Parent not caring for own child	1	1	1	1	1	2	2	2	2	2	2	2	2
SEND (16-18 year olds)	156	153	153	154	137	161	161	148	148	149	150	150	151
SEND (19+ year olds)	296	296	296	296	296	250	252	258	265	297	272	275	279
Total 16-18 cohort with at least one vulnerable group	240	233	233	229	209	286	286	270		268			

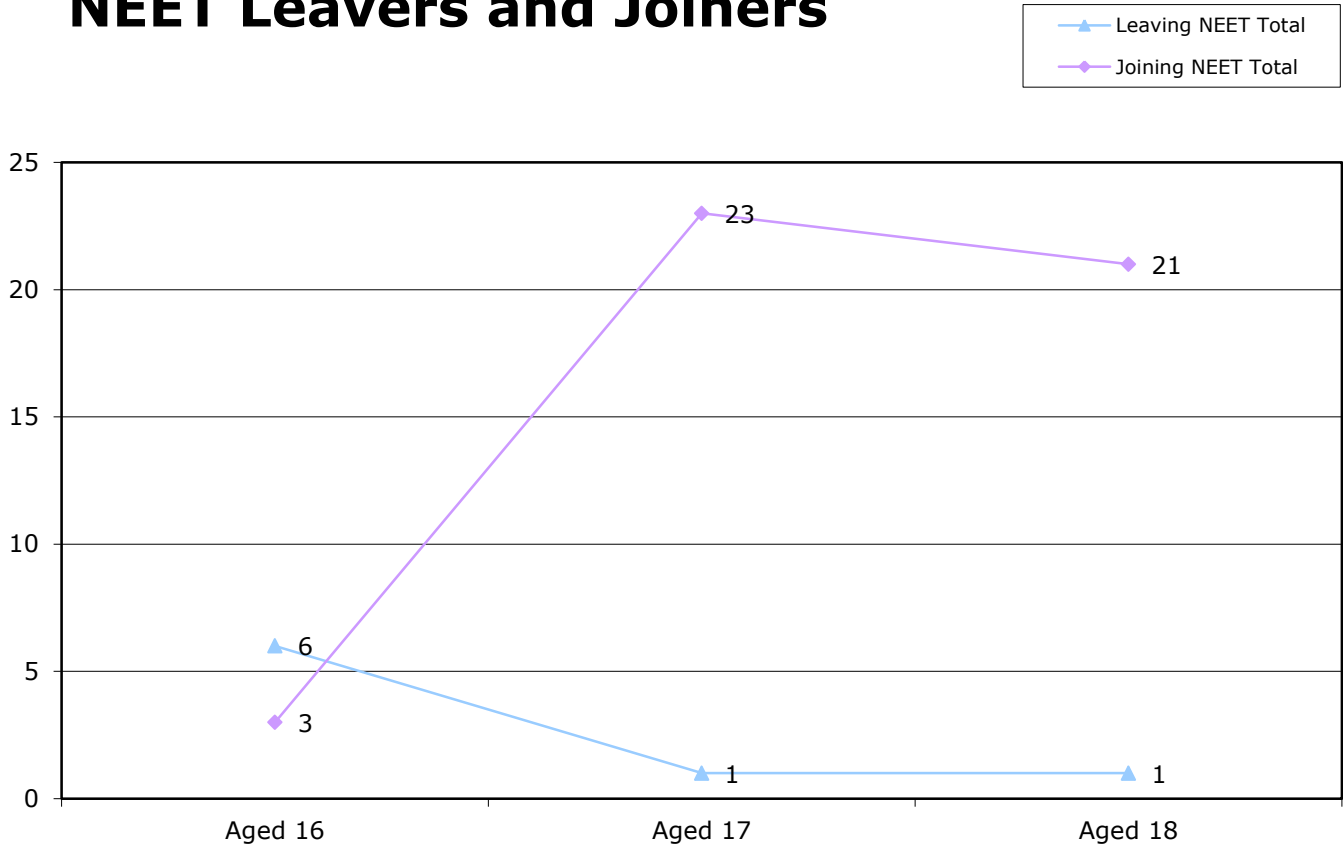
16-18 year old NEET by Vulnerable Group	Jan-15	Dec-14	Nov-14	Oct-14	Sep-14	Aug-14	Jul-14	Jun-14	May-14	Apr-14	Mar-14	Feb-14	Jan-14
Children in Care	11	11	10	8	9	13	14	13	9	10	10	10	10
Caring for own child	11	9	8	7	7	29	28	27	27	27	27	28	26
Asylum seeker	1	1	1	1	1	1	1	0	0	0	0	0	0
Carer not own child	2	2	2	2	1	3	3	3	3	3	3	3	3
Substance Misuse	1	0	1	0	0	2	3	3	3	2	1	1	1
Care Leaver	1	1	1	1	1	0	0	0	1	1	1	0	0
Supervised by YOT	6	9	8	3	2	7	8	9	11	12	12	7	7
Pregnancy	14	14	12	12	12	18	18	16	16	15	14	13	12
Parent not caring for own child	1	1	1	1	1	1	1	1	1	1	1	1	1
SEND (16-18 year olds)	17	17	17	15	15	24	23	21	22	25	25	22	24
SEND (19+ year olds)	63	64	64	65	66	59	57	56	57	65	58	57	58
Total 16-18 NEET with at least one vulnerable group	56	55	50	43	44	84	83	79		79			

16-18 year old Not Knowns by Vulnerable Group	Jan-15	Dec-14	Nov-14	Oct-14	Sep-14	Aug-14	Jul-14	Jun-14	May-14	Apr-14	Mar-14	Feb-14	Jan-14
Children in Care	6	6	11	10	21	5	5	6	7	9	7	6	7
Caring for own child	3	4	4	4	4	2	2	3	5	4	2	3	1
Asylum seeker	2	2	4	4	4	4	4	4	4	5	4	4	4
Carer not own child	2	1	1	1	3	0	0	1	1	1	1	1	1
Substance Misuse	0	0	2	2	3	4	4	3	4	4	4	2	1
Care Leaver	3	2	2	2	3	0	0	0	0	0	0	0	0
Supervised by YOT	0	0	2	4	4	4	4	3	4	2	2	1	1
Pregnancy	0	0	0	0	2	0	0	1	0	0	0	0	0
Parent not caring for own child	0	0	0	0	0	0	0	0	0	0	0	0	0
SEND (16-18 year olds)	18	19	20	24	60	24	24	20	20	25	21	19	21
SEND (19+ year olds)	208	204	204	209	219	169	172	181	183	194	190	192	191
Total not known with at least one vulnerable group	30	30	37	41	88	35	35	34		42			

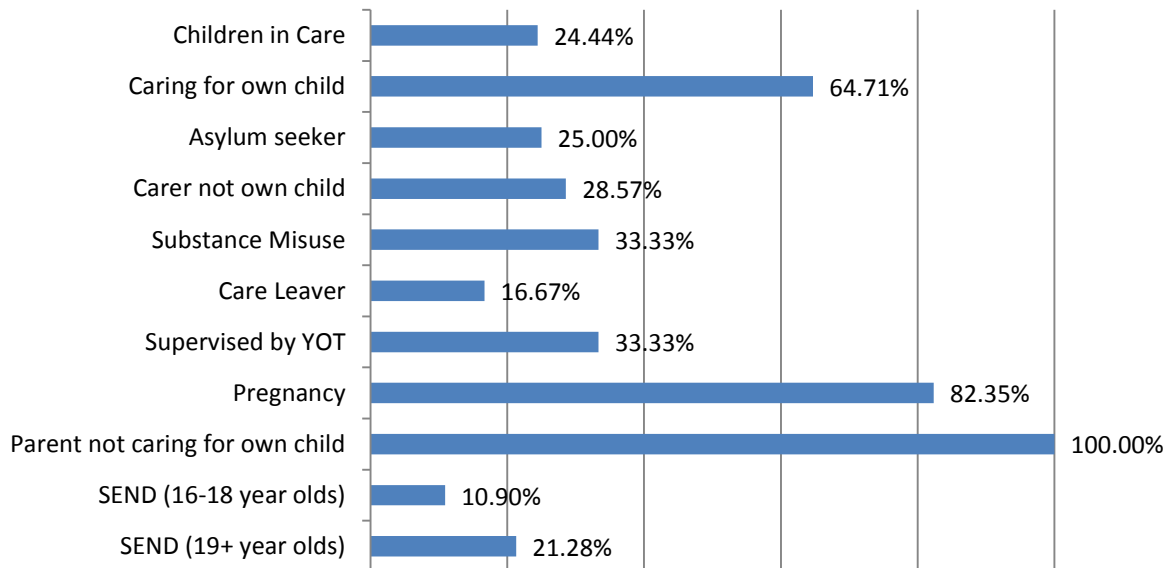
16-18 Year old NEET Leavers & Joiners	Aged 16	Aged 17	Aged 18	16-18 Total	Aged 19
Leaving NEET Total	6	1	1	8	6
Education	0	0	0	0	0
Employment	2	1	1	4	0
Government supported training	4	0	0	4	0
Re-engagement Provision	0	0	0	0	0
NEET in other area	0	0	0	0	0
Custodial Sentence	0	0	0	0	0
Moved Away	0	0	0	0	6
Cannot Be Contacted	0	0	0	0	0
Refused to disclose activity	0	0	0	0	0
Unknown Activity	0	0	0	0	0
Other Reason	0	0	0	0	0
Joining NEET Total	3	23	21	47	1
Education	1	0	0	1	0
Employment	0	4	0	4	0
Government supported training	0	0	2	2	0
Re-engagement Provision	0	0	0	0	0
NEET in other area	0	0	0	0	0
Other (inc custodial sentence)	2	19	19	40	1
Joiners>Leavers	3	-22	-20	-39	5

16-18 Year Old NEET Labour Market Summary	No	%
Available:		
Working not for reward	1	0.63%
Not yet ready for work or learning	3	1.88%
Start Date agreed	3	1.88%
Seeking EET	153	95.63%
Available Total	160	100%
Unavailable:		
Young carers	2	4.76%
Teenage parents	10	23.81%
Illness	17	40.48%
Pregnancy	13	30.95%
Religious grounds	0	0.00%
Unlikely to be economically active	0	0.00%
Other reason	0	0.00%
Unavailable Total	42	100%

NEET Leavers and Joiners



% of Vulnerable Cohorts who are NEET



Education and Young People's Services Performance Management

NEET Monthly Report - Maidstone

16-18 year old cohort by Vulnerable Group	Jan-15	Dec-14	Nov-14	Oct-14	Sep-14	Aug-14	Jul-14	Jun-14	May-14	Apr-14	Mar-14	Feb-14	Jan-14
Children in Care	38	38	37	40	37	53	53	52	48	47	44	44	43
Caring for own child	27	26	25	26	25	54	52	48	48	48	48	48	48
Asylum seeker	4	4	3	3	3	10	10	10	10	10	10	11	11
Carer not own child	7	7	7	7	8	10	10	10	10	10	9	9	9
Substance Misuse	7	7	9	8	8	12	14	14	14	14	13	12	11
Care Leaver	7	7	7	7	7	5	5	5	5	5	5	5	5
Supervised by YOT	14	16	19	19	16	14	16	16	17	16	15	17	16
Pregnancy	11	10	9	6	4	12	12	8	8	7	7	7	7
Parent not caring for own child	1	1	1	1	1	1	1	2	2	1	1	1	1
SEND (16-18 year olds)	205	206	205	205	205	229	228	212	212	210	210	210	209
SEND (19+ year olds)	436	436	436	436	436	359	363	370	379	429	385	389	391
Total 16-18 cohort with at least one vulnerable group	293	293	297	299	295	364	362	342		335			

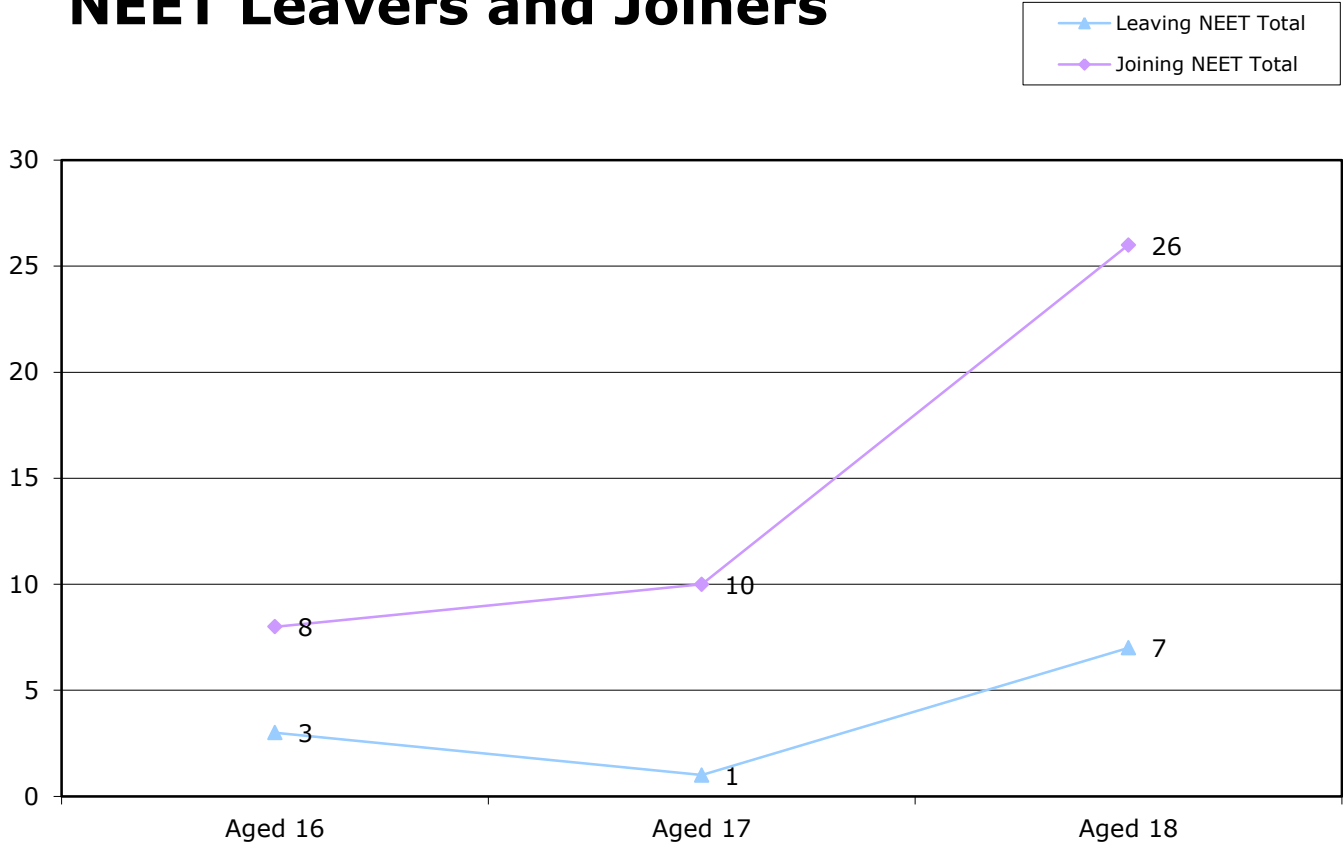
16-18 year old NEET by Vulnerable Group	Jan-15	Dec-14	Nov-14	Oct-14	Sep-14	Aug-14	Jul-14	Jun-14	May-14	Apr-14	Mar-14	Feb-14	Jan-14
Children in Care	8	6	5	6	8	16	16	14	14	14	12	12	13
Caring for own child	18	17	17	17	18	39	39	36	36	36	38	38	38
Asylum seeker	0	0	0	0	0	1	1	1	1	1	1	1	1
Carer not own child	5	6	5	5	6	8	8	5	5	6	6	6	6
Substance Misuse	2	1	1	1	1	4	6	7	7	6	6	5	5
Care Leaver	3	3	3	4	4	1	1	1	1	1	1	1	1
Supervised by YOT	7	8	7	5	2	7	8	8	8	7	6	8	8
Pregnancy	10	9	8	5	4	12	12	8	8	7	7	7	7
Parent not caring for own child	1	1	1	1	1	1	1	2	2	1	1	1	1
SEND (16-18 year olds)	15	15	15	14	15	27	26	23	21	19	19	19	17
SEND (19+ year olds)	97	94	94	95	96	90	90	92	95	99	96	96	95
Total 16-18 NEET with at least one vulnerable group	58	56	53	50	53	94	98	88		83			

16-18 year old Not Knowns by Vulnerable Group	Jan-15	Dec-14	Nov-14	Oct-14	Sep-14	Aug-14	Jul-14	Jun-14	May-14	Apr-14	Mar-14	Feb-14	Jan-14
Children in Care	7	5	9	10	22	7	6	12	8	7	6	4	4
Caring for own child	2	3	3	4	5	4	5	6	6	4	4	3	2
Asylum seeker	1	1	2	2	3	2	1	5	2	2	2	1	1
Carer not own child	0	0	0	0	1	0	0	1	1	0	0	0	0
Substance Misuse	3	1	2	3	4	1	1	3	2	5	2	1	1
Care Leaver	1	0	0	1	1	1	2	2	2	1	0	0	0
Supervised by YOT	0	0	4	8	7	2	4	4	5	2	1	1	1
Pregnancy	1	0	0	0	0	0	0	0	0	0	0	0	0
Parent not caring for own child	0	0	0	0	0	0	0	0	0	0	0	0	0
SEND (16-18 year olds)	39	39	40	41	115	21	22	22	25	25	18	14	15
SEND (19+ year olds)	273	279	274	282	325	225	226	233	250	263	257	257	258
Total not known with at least one vulnerable group	50	46	55	65	148	35	39	50		42			

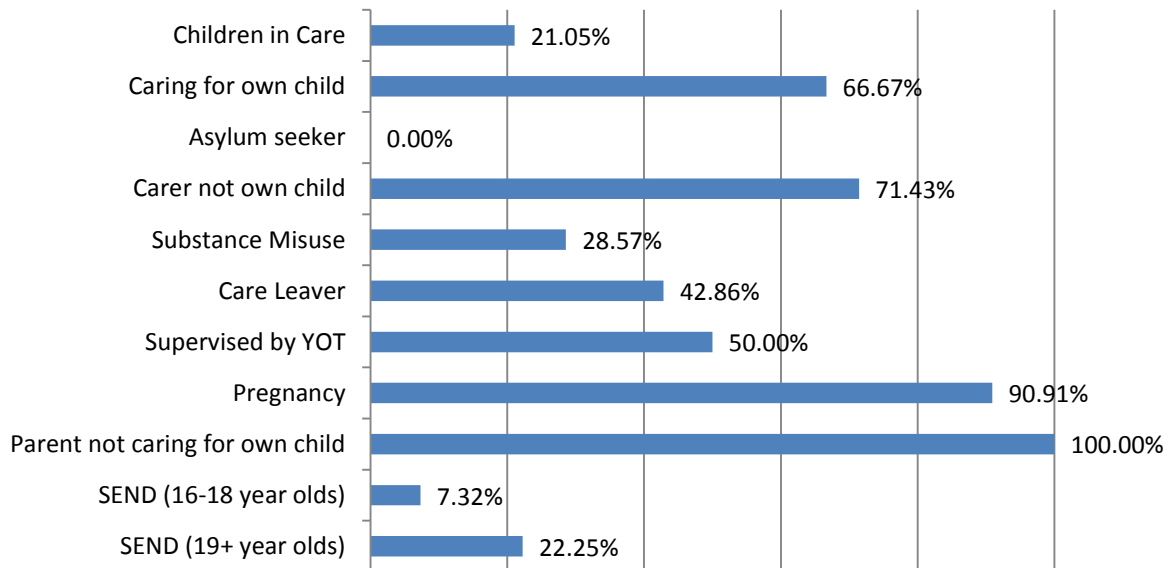
16-18 Year old NEET Leavers & Joiners	Aged 16	Aged 17	Aged 18	16-18 Total	Aged 19
Leaving NEET Total	3	1	7	11	4
Education	0	0	1	1	0
Employment	1	1	3	5	0
Government supported training	2	0	3	5	0
Re-engagement Provision	0	0	0	0	0
NEET in other area	0	0	0	0	0
Custodial Sentence	0	0	0	0	0
Moved Away	0	0	0	0	4
Cannot Be Contacted	0	0	0	0	0
Refused to disclose activity	0	0	0	0	0
Unknown Activity	0	0	0	0	0
Other Reason	0	0	0	0	0
Joining NEET Total	8	10	26	44	2
Education	3	0	0	3	1
Employment	1	1	3	5	1
Government supported training	1	0	0	1	0
Re-engagement Provision	0	0	0	0	0
NEET in other area	0	0	0	0	0
Other (inc custodial sentence)	3	9	23	35	0
Joiners>Leavers	-5	-9	-19	-33	2

16-18 Year Old NEET Labour Market Summary	No	%
Available:		
Working not for reward	6	3.17%
Not yet ready for work or learning	17	8.99%
Start Date agreed	6	3.17%
Seeking EET	160	84.66%
Available Total	189	100%
Unavailable:		
Young carers	1	3.45%
Teenage parents	14	48.28%
Illness	7	24.14%
Pregnancy	7	24.14%
Religious grounds	0	0.00%
Unlikely to be economically active	0	0.00%
Other reason	0	0.00%
Unavailable Total	29	100%

NEET Leavers and Joiners



% of Vulnerable Cohorts who are NEET



Education and Young People's Services Performance Management

NEET Monthly Report - Sevenoaks

16-18 year old cohort by Vulnerable Group	Jan-15	Dec-14	Nov-14	Oct-14	Sep-14	Aug-14	Jul-14	Jun-14	May-14	Apr-14	Mar-14	Feb-14	Jan-14
Children in Care	14	15	14	16	18	21	21	19	18	18	18	18	18
Caring for own child	11	10	10	10	10	24	22	23	22	22	21	21	19
Asylum seeker	0	0	0	0	0	0	0	0	0	0	0	0	0
Carer not own child	3	3	3	3	3	5	5	5	5	5	5	4	4
Substance Misuse	4	4	6	6	6	7	7	7	8	8	9	8	8
Care Leaver	0	0	0	0	0	0	0	0	0	0	0	0	0
Supervised by YOT	18	20	22	21	22	11	12	13	14	15	16	15	14
Pregnancy	5	3	3	3	3	6	6	5	5	4	4	4	4
Parent not caring for own child	0	0	0	0	0	0	0	0	0	1	1	1	1
SEND (16-18 year olds)	115	116	120	124	136	127	127	120	119	120	120	120	120
SEND (19+ year olds)	232	232	232	232	233	188	191	195	197	230	203	205	205
Total 16-18 cohort with at least one vulnerable group	155	155	162	166	180	178	178	171		170			

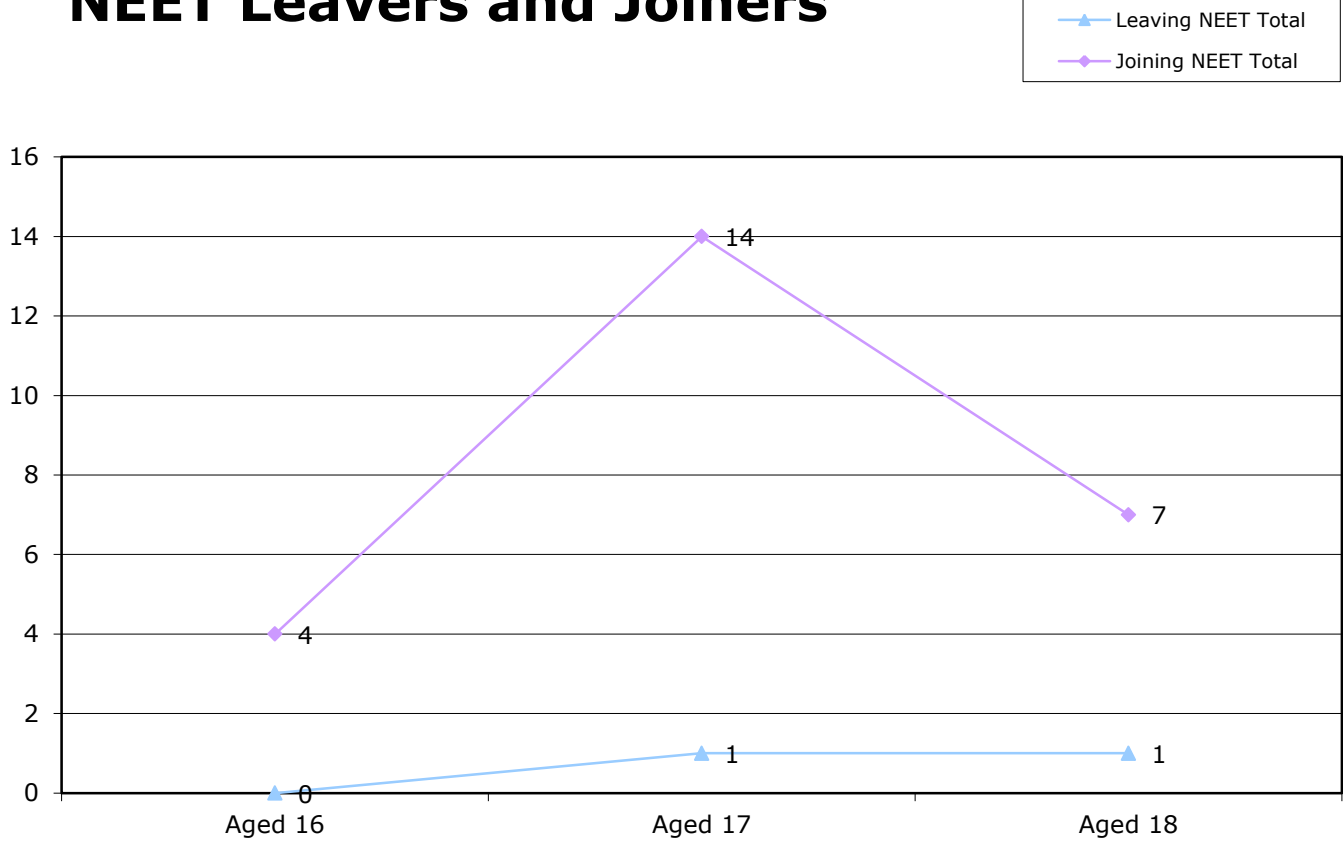
16-18 year old NEET by Vulnerable Group	Jan-15	Dec-14	Nov-14	Oct-14	Sep-14	Aug-14	Jul-14	Jun-14	May-14	Apr-14	Mar-14	Feb-14	Jan-14
Children in Care	1	1	1	1	1	1	1	2	2	2	2	2	2
Caring for own child	7	6	6	6	7	15	15	18	17	18	17	18	16
Asylum seeker	0	0	0	0	0	0	0	0	0	0	0	0	0
Carer not own child	0	1	1	1	1	3	3	3	3	3	3	2	2
Substance Misuse	1	1	3	3	3	2	2	2	2	2	3	1	1
Care Leaver	0	0	0	0	0	0	0	0	0	0	0	0	0
Supervised by YOT	2	3	1	1	1	4	3	3	2	5	6	6	5
Pregnancy	3	2	2	2	3	4	4	3	3	2	2	2	2
Parent not caring for own child	0	0	0	0	0	0	0	0	0	1	1	1	1
SEND (16-18 year olds)	3	3	3	3	4	10	10	8	7	9	9	9	9
SEND (19+ year olds)	32	32	32	30	32	27	26	26	26	28	26	24	24
Total 16-18 NEET with at least one vulnerable group	15	15	15	15	18	31	32	33		34			

16-18 year old Not Knowns by Vulnerable Group	Jan-15	Dec-14	Nov-14	Oct-14	Sep-14	Aug-14	Jul-14	Jun-14	May-14	Apr-14	Mar-14	Feb-14	Jan-14
Children in Care	3	5	7	9	14	0	1	0	0	1	0	0	0
Caring for own child	0	0	2	2	2	1	1	2	2	1	1	1	1
Asylum seeker	0	0	0	0	0	0	0	0	0	0	0	0	0
Carer not own child	1	1	1	1	1	0	0	0	0	0	0	0	0
Substance Misuse	0	0	1	1	0	0	1	1	1	0	0	0	0
Care Leaver	0	0	0	0	0	0	0	0	0	0	0	0	0
Supervised by YOT	0	1	8	7	9	1	3	2	3	3	1	0	0
Pregnancy	0	0	0	0	0	0	0	0	0	0	0	0	0
Parent not caring for own child	0	0	0	0	0	0	0	0	0	0	0	0	0
SEND (16-18 year olds)	9	11	25	30	83	15	16	11	10	9	3	3	3
SEND (19+ year olds)	164	165	170	173	183	115	129	133	134	144	139	142	143
Total not known with at least one vulnerable group	12	16	36	41	99	17	21	15		12			

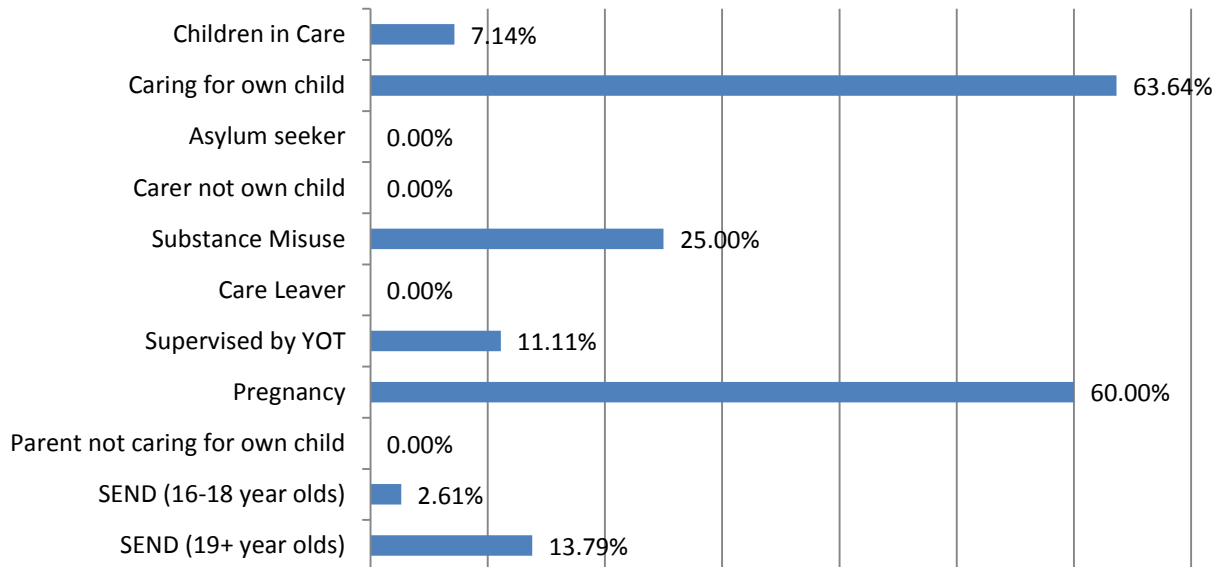
16-18 Year old NEET Leavers & Joiners	Aged 16	Aged 17	Aged 18	16-18 Total	Aged 19
Leaving NEET Total	0	1	1	2	2
Education	0	0	0	0	0
Employment	0	0	1	1	0
Government supported training	0	1	0	1	0
Re-engagement Provision	0	0	0	0	0
NEET in other area	0	0	0	0	0
Custodial Sentence	0	0	0	0	0
Moved Away	0	0	0	0	2
Cannot Be Contacted	0	0	0	0	0
Refused to disclose activity	0	0	0	0	0
Unknown Activity	0	0	0	0	0
Other Reason	0	0	0	0	0
Joining NEET Total	4	14	7	25	0
Education	3	1	0	4	0
Employment	0	0	2	2	0
Government supported training	1	0	0	1	0
Re-engagement Provision	0	0	0	0	0
NEET in other area	0	0	0	0	0
Other (inc custodial sentence)	0	13	5	18	0
Joiners>Leavers	-4	-13	-6	-23	2

16-18 Year Old NEET Labour Market Summary	No	%
Available:		
Working not for reward	1	0.99%
Not yet ready for work or learning	6	5.94%
Start Date agreed	2	1.98%
Seeking EET	92	91.09%
Available Total	101	100%
Unavailable:		
Young carers	0	0.00%
Teenage parents	6	42.86%
Illness	6	42.86%
Pregnancy	2	14.29%
Religious grounds	0	0.00%
Unlikely to be economically active	0	0.00%
Other reason	0	0.00%
Unavailable Total	14	100%

NEET Leavers and Joiners



% of Vulnerable Cohorts who are NEET



Education and Young People's Services Performance Management
NEET Monthly Report - Shepway

16-18 year old cohort by Vulnerable Group	Jan-15	Dec-14	Nov-14	Oct-14	Sep-14	Aug-14	Jul-14	Jun-14	May-14	Apr-14	Mar-14	Feb-14	Jan-14
Children in Care	61	62	63	65	68	66	66	59	57	57	57	59	59
Caring for own child	33	30	29	24	24	48	45	44	44	44	44	43	42
Asylum seeker	2	2	2	3	3	8	8	8	8	8	8	8	8
Carer not own child	3	1	1	1	1	4	4	4	4	4	4	4	4
Substance Misuse	9	9	16	16	16	19	24	24	24	24	23	24	25
Care Leaver	16	15	14	13	13	15	14	14	15	15	15	13	13
Supervised by YOT	24	26	26	27	28	7	10	9	14	14	13	15	15
Pregnancy	14	15	15	13	13	23	23	23	21	20	20	16	17
Parent not caring for own child	4	4	3	3	3	4	4	4	4	4	4	4	5
SEND (16-18 year olds)	152	153	150	146	138	160	160	148	148	149	147	148	149
SEND (19+ year olds)	287	288	288	288	288	239	246	246	249	284	252	257	259
Total 16-18 cohort with at least one vulnerable group	281	278	278	269	264	306	309	291		293			

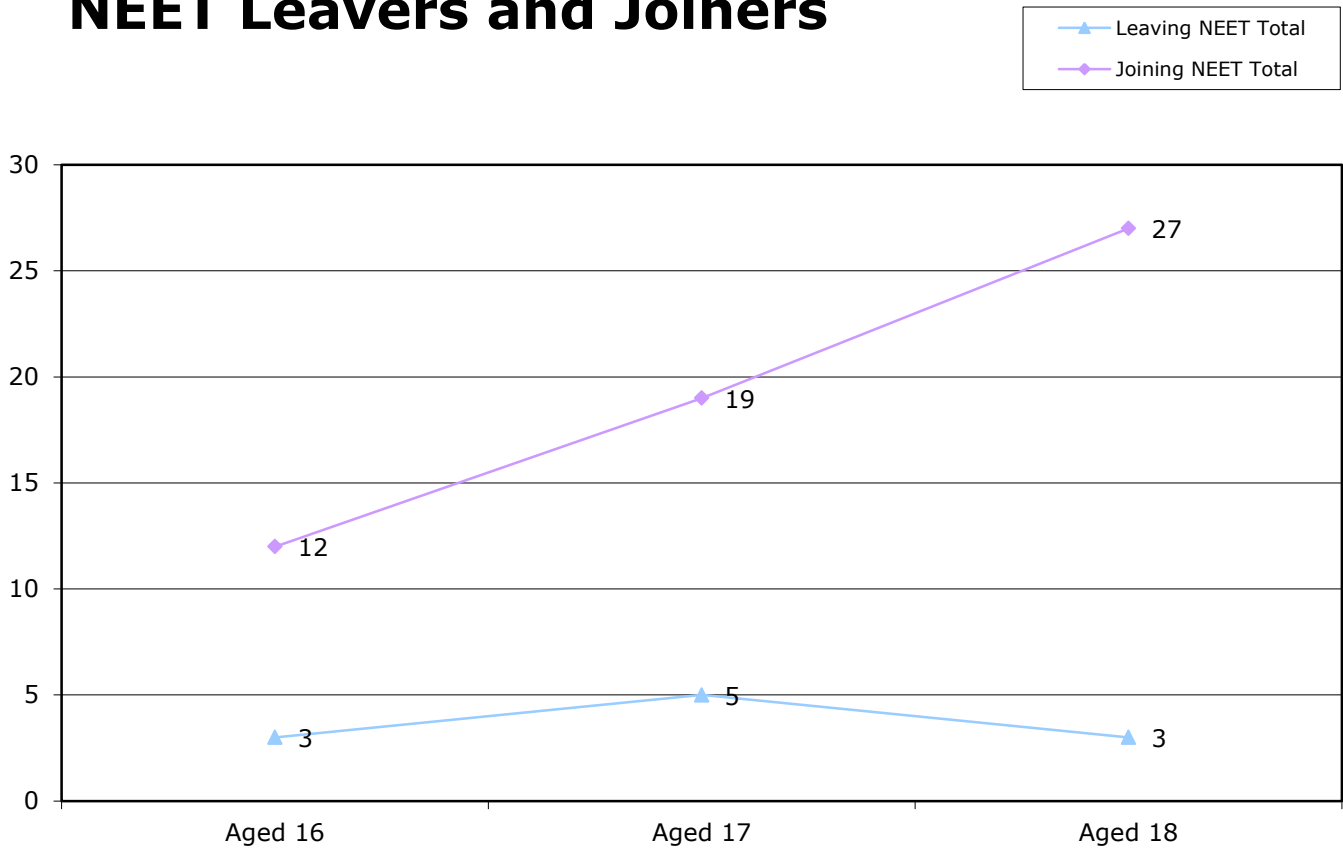
16-18 year old NEET by Vulnerable Group	Jan-15	Dec-14	Nov-14	Oct-14	Sep-14	Aug-14	Jul-14	Jun-14	May-14	Apr-14	Mar-14	Feb-14	Jan-14
Children in Care	11	14	13	11	15	14	15	16	14	15	16	19	17
Caring for own child	19	14	13	9	11	25	27	27	27	26	26	28	29
Asylum seeker	1	2	2	1	1	1	1	1	1	2	3	3	2
Carer not own child	2	0	0	0	0	1	1	1	1	1	1	2	2
Substance Misuse	1	1	4	4	4	5	10	12	12	13	12	11	12
Care Leaver	6	5	5	6	8	8	8	8	8	8	8	5	6
Supervised by YOT	5	5	5	5	7	1	5	4	6	6	5	6	7
Pregnancy	11	9	8	10	10	18	18	18	16	15	15	12	12
Parent not caring for own child	1	1	0	1	2	3	3	2	2	2	2	2	3
SEND (16-18 year olds)	15	14	13	11	15	23	24	21	18	17	18	15	16
SEND (19+ year olds)	75	72	72	75	75	71	50	49	50	56	51	51	52
Total 16-18 NEET with at least one vulnerable group	63	55	50	47	57	82	92	91		87			

16-18 year old Not Knowns by Vulnerable Group	Jan-15	Dec-14	Nov-14	Oct-14	Sep-14	Aug-14	Jul-14	Jun-14	May-14	Apr-14	Mar-14	Feb-14	Jan-14
Children in Care	4	3	6	14	26	8	7	6	7	5	3	3	4
Caring for own child	7	7	8	8	10	4	3	4	1	3	2	1	1
Asylum seeker	0	0	0	2	1	4	5	5	5	4	4	4	4
Carer not own child	0	0	0	0	1	1	1	1	0	0	0	0	0
Substance Misuse	2	1	5	5	8	3	3	4	4	6	1	0	0
Care Leaver	3	3	3	3	3	3	4	5	6	5	4	2	2
Supervised by YOT	0	1	5	5	10	2	3	1	2	2	1	1	1
Pregnancy	1	3	2	1	1	0	0	0	0	1	0	0	0
Parent not caring for own child	0	0	0	0	1	0	1	1	1	0	0	0	0
SEND (16-18 year olds)	18	21	24	28	67	7	8	6	12	11	5	3	3
SEND (19+ year olds)	159	166	164	170	195	111	140	143	144	147	139	144	144
Total not known with at least one vulnerable group	31	35	46	54	114	24	25	27		31			

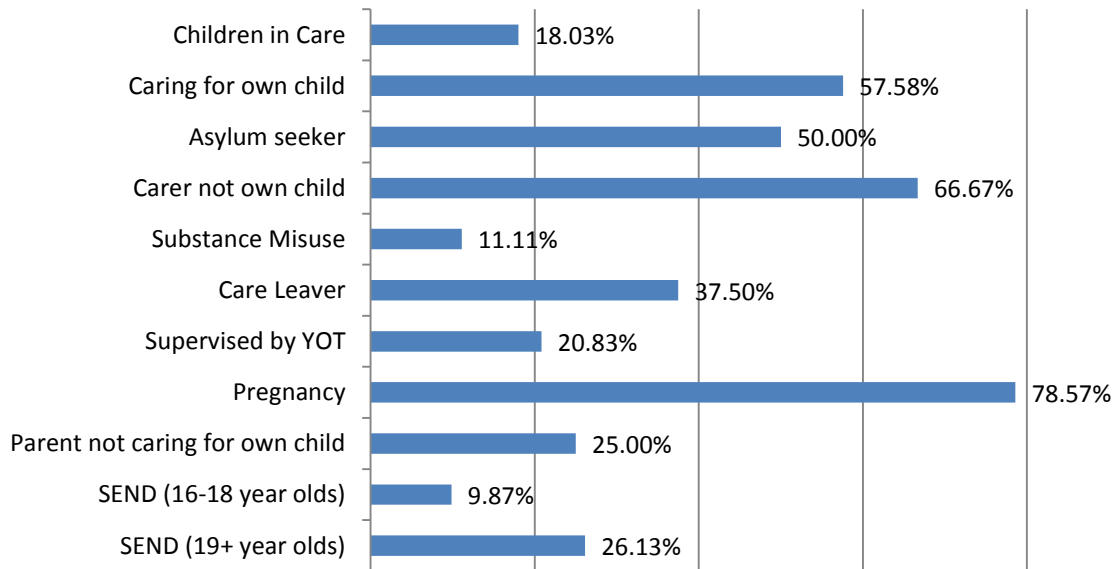
16-18 Year old NEET Leavers & Joiners	Aged 16	Aged 17	Aged 18	16-18 Total	Aged 19
Leaving NEET Total	3	5	3	11	11
Education	0	1	0	1	0
Employment	0	3	3	6	1
Government supported training	2	1	0	3	0
Re-engagement Provision	0	0	0	0	0
NEET in other area	1	0	0	1	0
Custodial Sentence	0	0	0	0	0
Moved Away	0	0	0	0	10
Cannot Be Contacted	0	0	0	0	0
Refused to disclose activity	0	0	0	0	0
Unknown Activity	0	0	0	0	0
Other Reason	0	0	0	0	0
Joining NEET Total	12	19	27	58	5
Education	5	5	0	10	0
Employment	1	0	2	3	0
Government supported training	1	1	0	2	0
Re-engagement Provision	0	0	0	0	0
NEET in other area	0	0	0	0	0
Other (inc custodial sentence)	5	13	25	43	5
Joiners>Leavers	-9	-14	-24	-47	6

16-18 Year Old NEET Labour Market Summary	No	%
Available:		
Working not for reward	7	4.00%
Not yet ready for work or learning	10	5.71%
Start Date agreed	2	1.14%
Seeking EET	156	89.14%
Available Total	175	100%
Unavailable:		
Young carers	2	6.25%
Teenage parents	12	37.50%
Illness	7	21.88%
Pregnancy	8	25.00%
Religious grounds	0	0.00%
Unlikely to be economically active	3	9.38%
Other reason	0	0.00%
Unavailable Total	32	100%

NEET Leavers and Joiners



% of Vulnerable Cohorts who are NEET



Education and Young People's Services Performance Management

NEET Monthly Report - Swale

16-18 year old cohort by Vulnerable Group	Jan-15	Dec-14	Nov-14	Oct-14	Sep-14	Aug-14	Jul-14	Jun-14	May-14	Apr-14	Mar-14	Feb-14	Jan-14
Children in Care	94	95	97	90	88	89	90	86	84	83	83	83	83
Caring for own child	36	31	31	31	29	84	79	79	79	79	79	79	77
Asylum seeker	6	6	6	6	6	5	6	6	6	6	6	6	6
Carer not own child	9	7	7	8	7	9	9	9	9	9	9	9	9
Substance Misuse	3	3	6	6	6	6	6	6	6	6	6	6	6
Care Leaver	7	7	8	8	8	8	8	8	8	9	9	7	7
Supervised by YOT	18	22	23	22	18	19	20	21	21	21	22	20	19
Pregnancy	20	20	17	15	17	23	23	22	21	21	21	21	23
Parent not caring for own child	2	1	1	1	1	1	1	1	1	1	1	1	1
SEND (16-18 year olds)	226	225	227	228	215	251	251	235	234	232	230	229	228
SEND (19+ year olds)	430	430	430	431	431	343	348	351	357	422	366	368	372
Total 16-18 cohort with at least one vulnerable group	372	364	366	362	344	444	441	420		416			

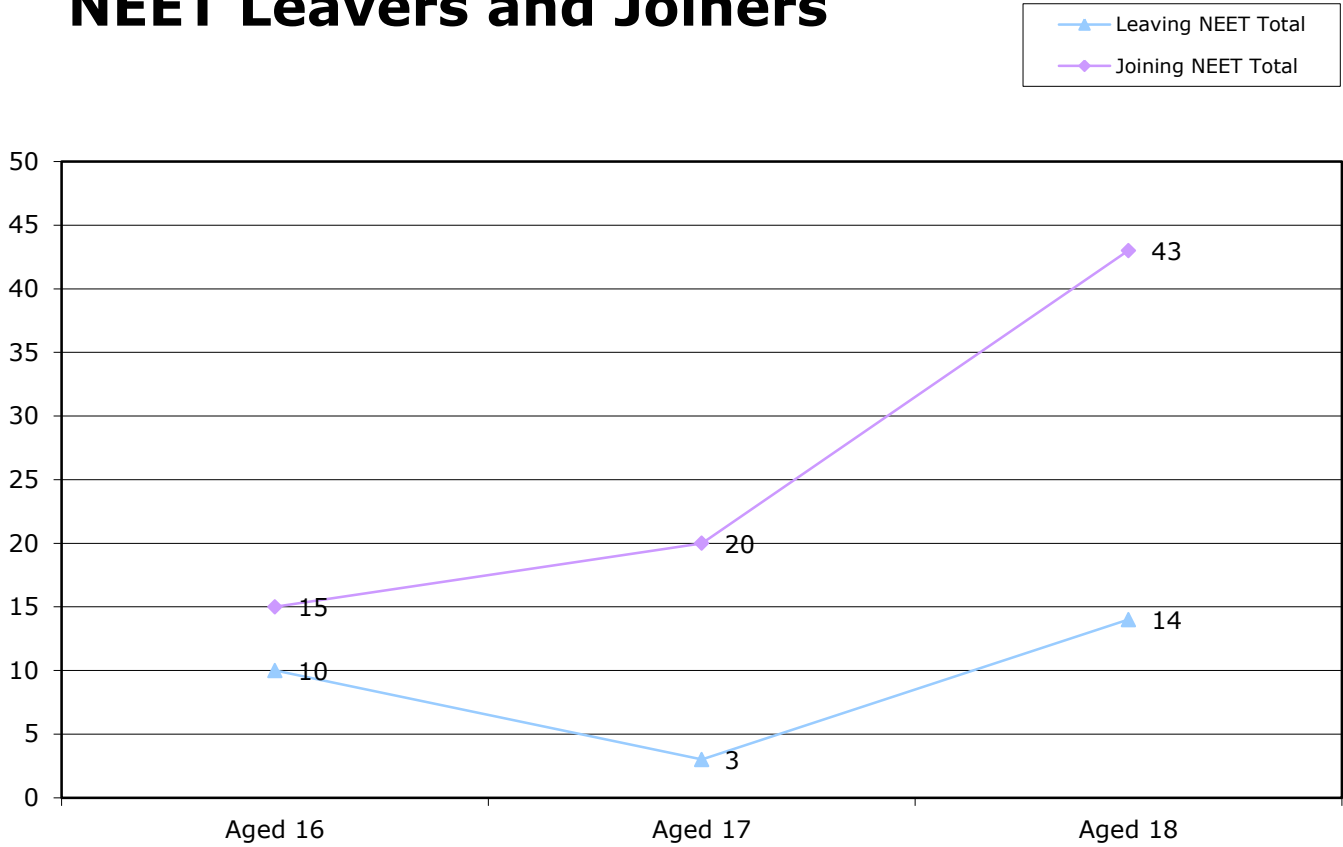
16-18 year old NEET by Vulnerable Group	Jan-15	Dec-14	Nov-14	Oct-14	Sep-14	Aug-14	Jul-14	Jun-14	May-14	Apr-14	Mar-14	Feb-14	Jan-14
Children in Care	10	10	8	7	10	16	15	16	16	14	13	11	11
Caring for own child	33	28	27	27	26	61	60	60	60	60	59	59	59
Asylum seeker	0	0	0	0	1	1	1	1	1	1	1	0	0
Carer not own child	4	2	2	2	2	1	1	1	1	1	1	1	1
Substance Misuse	0	0	1	1	1	1	1	1	1	1	1	1	1
Care Leaver	1	1	1	1	2	4	3	3	3	4	4	3	3
Supervised by YOT	5	6	4	3	1	5	5	7	7	7	7	6	6
Pregnancy	14	13	11	9	11	14	14	12	11	11	11	11	13
Parent not caring for own child	1	0	0	0	0	0	0	0	0	0	0	0	0
SEND (16-18 year olds)	26	25	20	26	25	46	47	39	37	37	36	37	35
SEND (19+ year olds)	112	112	106	109	112	94	94	95	95	108	97	98	99
Total 16-18 NEET with at least one vulnerable group	86	75	64	68	72	133	132	124		120			

16-18 year old Not Known by Vulnerable Group	Jan-15	Dec-14	Nov-14	Oct-14	Sep-14	Aug-14	Jul-14	Jun-14	May-14	Apr-14	Mar-14	Feb-14	Jan-14
Children in Care	10	13	28	30	55	7	7	8	5	3	1	1	1
Caring for own child	1	1	1	1	1	7	9	12	10	6	6	5	4
Asylum seeker	0	0	0	0	3	0	0	0	0	0	0	0	0
Carer not own child	1	1	1	1	5	3	2	2	2	2	2	2	1
Substance Misuse	0	0	2	1	4	0	1	1	1	1	0	0	0
Care Leaver	2	1	3	3	3	2	2	2	2	2	1	1	1
Supervised by YOT	0	0	10	9	12	4	3	3	1	1	0	1	0
Pregnancy	3	2	2	2	5	3	3	4	3	3	2	1	1
Parent not caring for own child	0	0	0	0	1	0	0	0	0	0	0	0	0
SEND (16-18 year olds)	29	35	43	45	116	21	20	16	17	15	12	7	5
SEND (19+ year olds)	255	253	245	246	293	190	195	201	216	226	220	221	222
Total not known with at least one vulnerable group	40	46	73	77	178	40	41	44		31			

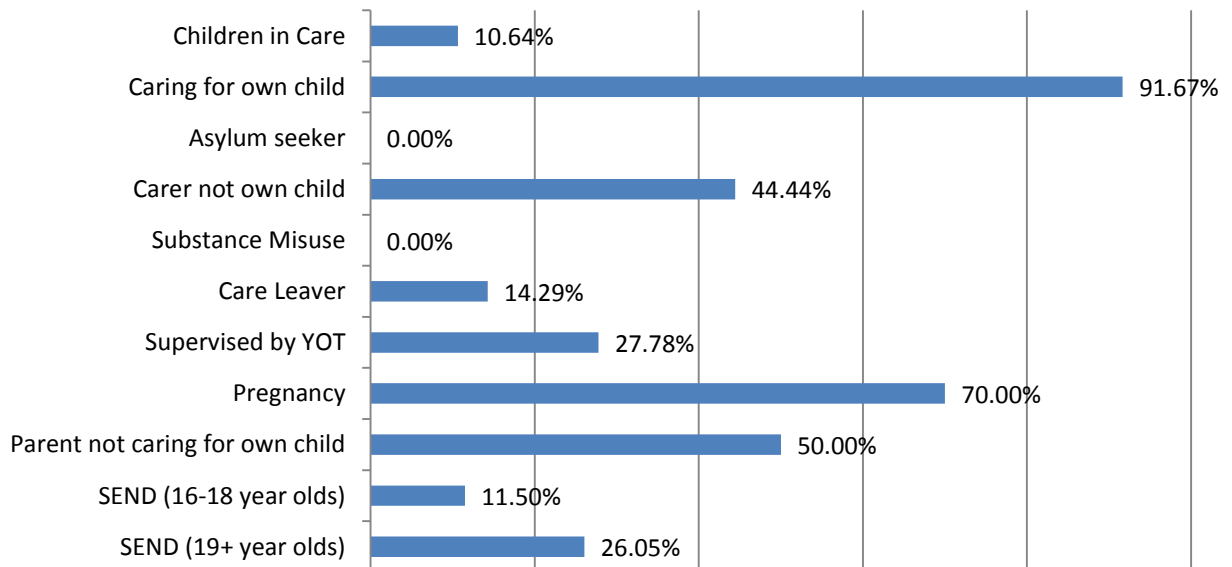
16-18 Year old NEET Leavers & Joiners	Aged 16	Aged 17	Aged 18	16-18 Total	Aged 19
Leaving NEET Total	10	3	14	27	8
Education	0	1	0	1	0
Employment	2	1	9	12	0
Government supported training	7	1	5	13	0
Re-engagement Provision	0	0	0	0	0
NEET in other area	0	0	0	0	0
Custodial Sentence	0	0	0	0	0
Moved Away	0	0	0	0	8
Cannot Be Contacted	0	0	0	0	0
Refused to disclose activity	0	0	0	0	0
Unknown Activity	0	0	0	0	0
Other Reason	1	0	0	1	0
Joining NEET Total	15	20	43	78	0
Education	5	4	2	11	0
Employment	1	2	3	6	0
Government supported training	0	1	1	2	0
Re-engagement Provision	0	0	0	0	0
NEET in other area	0	0	0	0	0
Other (inc custodial sentence)	9	13	37	59	0
Joiners>Leavers	-5	-17	-29	-51	8

16-18 Year Old NEET Labour Market Summary	No	%
Available:		
Working not for reward	6	2.22%
Not yet ready for work or learning	10	3.70%
Start Date agreed	7	2.59%
Seeking EET	247	91.48%
Available Total	270	100%
Unavailable:		
Young carers	3	4.17%
Teenage parents	29	40.28%
Illness	28	38.89%
Pregnancy	11	15.28%
Religious grounds	0	0.00%
Unlikely to be economically active	1	1.39%
Other reason	0	0.00%
Unavailable Total	72	100%

NEET Leavers and Joiners



% of Vulnerable Cohorts who are NEET



Education and Young People's Services Performance Management

NEET Monthly Report - Thanet

16-18 year old cohort by Vulnerable Group	Jan-15	Dec-14	Nov-14	Oct-14	Sep-14	Aug-14	Jul-14	Jun-14	May-14	Apr-14	Mar-14	Feb-14	Jan-14
Children in Care	153	154	156	150	144	155	155	152	151	151	150	150	152
Caring for own child	66	63	60	56	55	117	80	79	79	79	78	75	74
Asylum seeker	5	5	5	5	5	5	5	5	5	5	5	5	5
Carer not own child	10	10	10	9	8	9	9	8	8	8	8	8	8
Substance Misuse	6	6	8	9	9	17	18	19	20	20	20	20	18
Care Leaver	16	16	16	16	15	10	10	10	11	11	11	11	10
Supervised by YOT	43	44	51	51	45	25	26	25	31	31	31	30	29
Pregnancy	29	25	25	26	26	29	36	33	34	31	32	33	33
Parent not caring for own child	1	1	1	1	1	3	3	3	3	3	3	3	2
SEND (16-18 year olds)	284	286	286	282	285	309	307	263	266	270	274	275	277
SEND (19+ year olds)	461	462	461	461	461	371	381	390	398	460	416	427	431
Total 16-18 cohort with at least one vulnerable group	517	513	517	510	507	572	543	509		515			

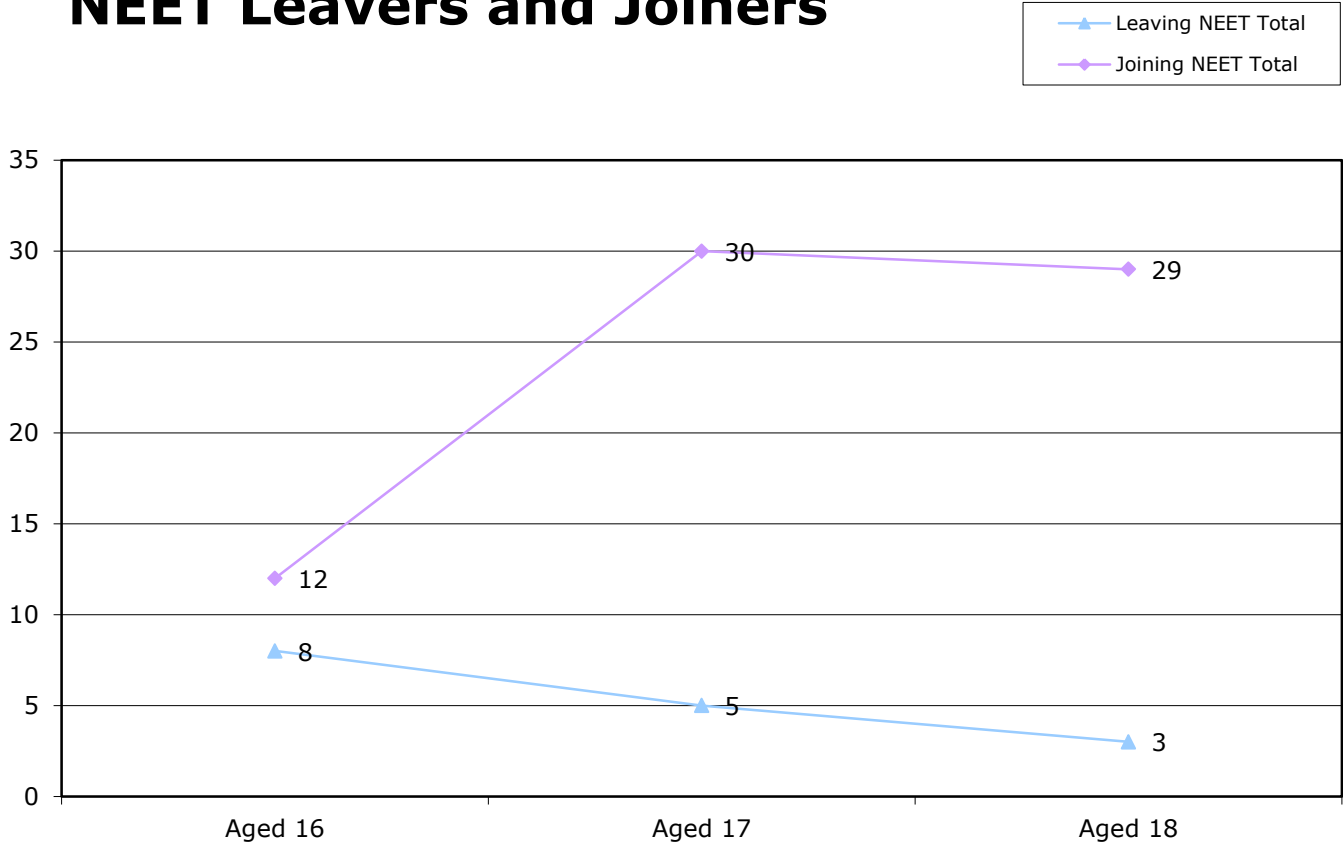
16-18 year old NEET by Vulnerable Group	Jan-15	Dec-14	Nov-14	Oct-14	Sep-14	Aug-14	Jul-14	Jun-14	May-14	Apr-14	Mar-14	Feb-14	Jan-14
Children in Care	19	18	19	15	17	42	41	40	43	46	46	43	42
Caring for own child	38	35	32	27	32	72	58	58	58	58	58	55	59
Asylum seeker	0	0	0	0	0	0	0	0	0	0	0	0	0
Carer not own child	3	3	2	1	2	4	5	4	4	4	4	4	2
Substance Misuse	2	2	2	1	2	6	7	7	7	7	7	7	5
Care Leaver	6	6	5	6	10	7	7	7	8	8	8	8	6
Supervised by YOT	20	19	14	12	8	12	13	13	14	15	15	14	11
Pregnancy	21	16	15	14	16	18	24	22	23	20	21	22	22
Parent not caring for own child	1	1	0	1	0	1	1	1	1	1	1	1	0
SEND (16-18 year olds)	28	30	25	19	19	44	47	36	38	41	44	45	44
SEND (19+ year olds)	122	122	121	126	128	107	109	113	114	124	116	120	122
Total 16-18 NEET with at least one vulnerable group	115	107	96	83	92	161	163	154		161			

16-18 year old Not Known by Vulnerable Group	Jan-15	Dec-14	Nov-14	Oct-14	Sep-14	Aug-14	Jul-14	Jun-14	May-14	Apr-14	Mar-14	Feb-14	Jan-14
Children in Care	23	23	34	36	89	14	19	19	13	14	6	6	7
Caring for own child	7	8	10	10	17	6	5	5	3	5	2	2	2
Asylum seeker	2	2	2	4	2	2	2	2	2	1	1	1	1
Carer not own child	2	2	1	2	5	0	0	0	0	0	0	0	0
Substance Misuse	1	0	2	2	6	5	7	7	5	4	3	3	3
Care Leaver	2	2	2	1	1	0	0	0	0	0	0	0	0
Supervised by YOT	0	1	15	15	24	3	4	3	3	3	1	1	1
Pregnancy	3	2	2	2	6	2	2	2	2	2	2	2	2
Parent not caring for own child	0	0	0	0	0	1	1	1	1	2	1	1	1
SEND (16-18 year olds)	46	48	60	67	193	21	21	20	14	18	9	8	8
SEND (19+ year olds)	295	292	288	293	322	197	205	211	214	222	219	225	227
Total not known with at least one vulnerable group	72	74	103	111	295	44	49	48		42			

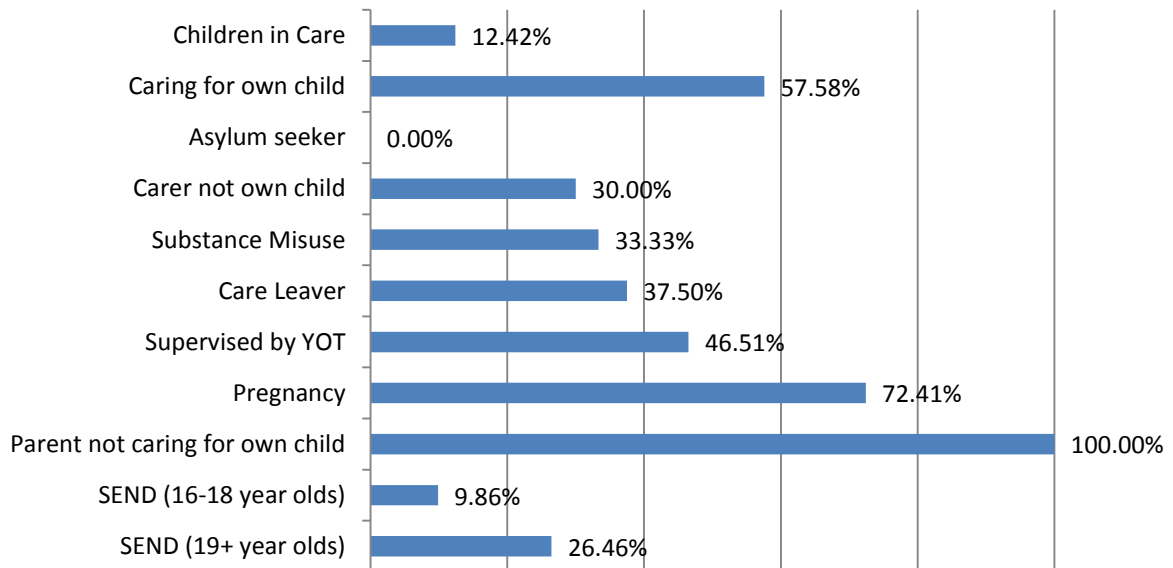
16-18 Year old NEET Leavers & Joiners	Aged 16	Aged 17	Aged 18	16-18 Total	Aged 19
Leaving NEET Total	8	5	3	16	8
Education	3	0	0	3	0
Employment	0	3	2	5	1
Government supported training	4	2	0	6	0
Re-engagement Provision	0	0	0	0	0
NEET in other area	1	0	0	1	0
Custodial Sentence	0	0	0	0	0
Moved Away	0	0	0	0	7
Cannot Be Contacted	0	0	0	0	0
Refused to disclose activity	0	0	0	0	0
Unknown Activity	0	0	0	0	0
Other Reason	0	0	1	1	0
Joining NEET Total	12	30	29	71	0
Education	8	8	0	16	0
Employment	0	0	1	1	0
Government supported training	0	1	0	1	0
Re-engagement Provision	0	0	0	0	0
NEET in other area	0	0	0	0	0
Other (inc custodial sentence)	4	21	28	53	0
Joiners>Leavers	-4	-25	-26	-55	8

16-18 Year Old NEET Labour Market Summary	No	%
Available:		
Working not for reward	2	0.84%
Not yet ready for work or learning	17	7.17%
Start Date agreed	5	2.11%
Seeking EET	213	89.87%
Available Total	237	100%
Unavailable:		
Young carers	1	1.61%
Teenage parents	34	54.84%
Illness	15	24.19%
Pregnancy	11	17.74%
Religious grounds	0	0.00%
Unlikely to be economically active	1	1.61%
Other reason	0	0.00%
Unavailable Total	62	100%

NEET Leavers and Joiners



% of Vulnerable Cohorts who are NEET



Education and Young People's Services Performance Management

NEET Monthly Report - Tonbridge & Malling

16-18 year old cohort by Vulnerable Group	Jan-15	Dec-14	Nov-14	Oct-14	Sep-14	Aug-14	Jul-14	Jun-14	May-14	Apr-14	Mar-14	Feb-14	Jan-14
Children in Care	223153	31	27	27	27	26	26	24	23	23	23	24	26
Caring for own child	23	19	18	16	16	37	35	35	35	34	34	32	31
Asylum seeker	0	0	0	0	0	1	1	1	1	1	1	1	1
Carer not own child	9	9	9	9	9	10	10	10	10	10	10	10	10
Substance Misuse	3	3	7	7	7	9	9	10	10	10	10	10	10
Care Leaver	0	0	1	1	1	1	1	1	1	1	1	1	1
Supervised by YOT	10	11	15	16	13	10	10	9	10	10	10	11	12
Pregnancy	13	12	12	10	10	11	12	11	10	11	11	14	11
Parent not caring for own child	1	0	0	0	0	2	2	2	2	2	2	2	2
SEND (16-18 year olds)	141	142	140	142	140	156	156	140	140	142	142	142	144
SEND (19+ year olds)	275	275	275	275	275	225	229	232	237	272	245	247	247
Total 16-18 cohort with at least one vulnerable group	210	208	210	208	202	239	238	222		223			

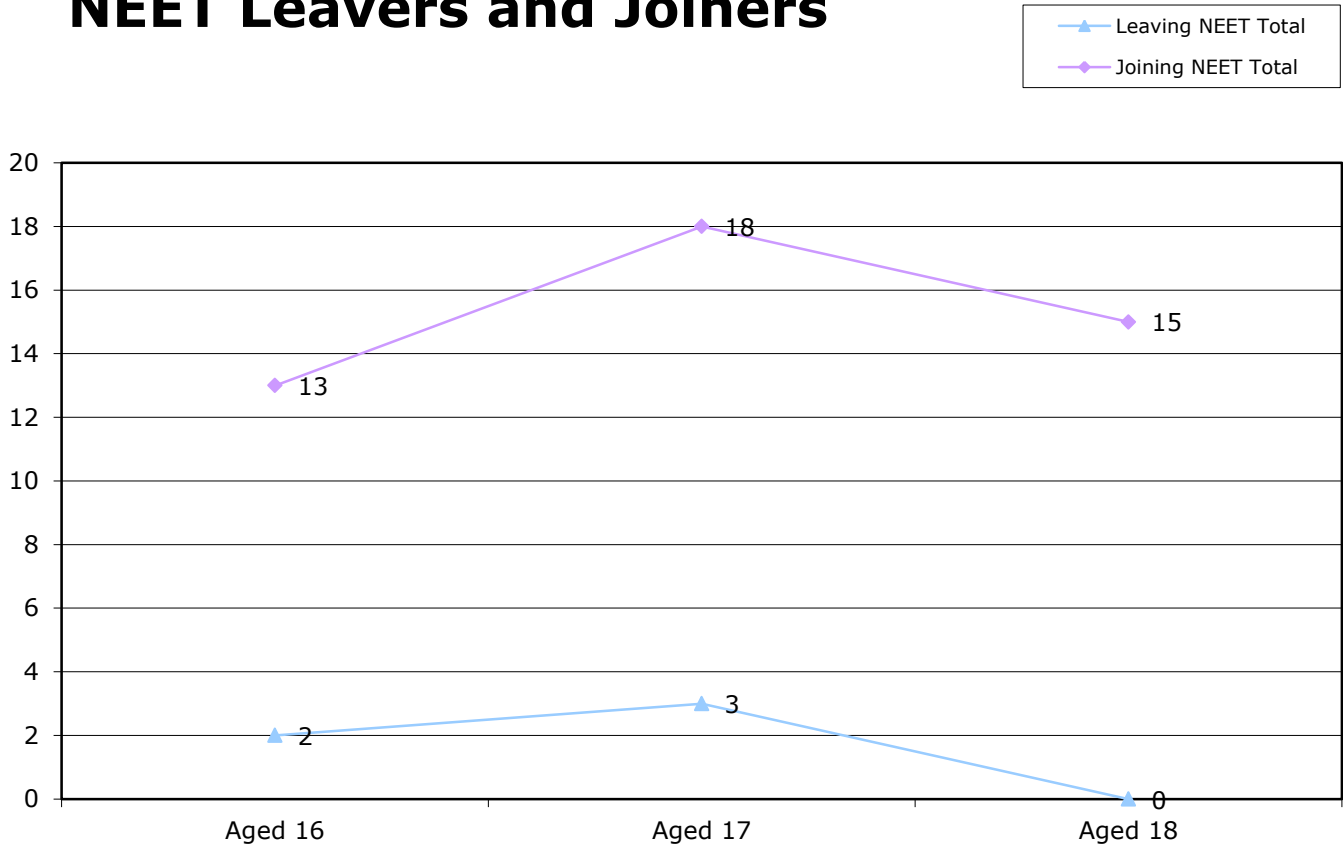
16-18 year old NEET by Vulnerable Group	Jan-15	Dec-14	Nov-14	Oct-14	Sep-14	Aug-14	Jul-14	Jun-14	May-14	Apr-14	Mar-14	Feb-14	Jan-14
Children in Care	0	1	0	0	0	4	3	4	3	3	3	4	4
Caring for own child	19	15	14	12	13	28	26	26	26	25	25	23	24
Asylum seeker	0	0	0	0	0	1	1	1	1	1	1	1	1
Carer not own child	2	2	2	2	2	2	2	2	2	2	2	2	2
Substance Misuse	0	0	0	0	0	1	1	2	2	2	3	3	3
Care Leaver	0	0	0	0	0	1	1	1	1	1	1	1	1
Supervised by YOT	4	4	4	3	3	5	4	4	5	5	5	4	4
Pregnancy	12	10	9	7	7	8	9	8	7	7	7	10	8
Parent not caring for own child	1	0	0	0	0	2	2	2	2	2	2	2	2
SEND (16-18 year olds)	10	8	7	6	6	13	15	12	12	12	12	12	12
SEND (19+ year olds)	49	49	49	50	50	46	46	47	49	51	50	50	51
Total 16-18 NEET with at least one vulnerable group	43	37	34	27	28	56	57	56		54			

16-18 year old Not Knowns by Vulnerable Group	Jan-15	Dec-14	Nov-14	Oct-14	Sep-14	Aug-14	Jul-14	Jun-14	May-14	Apr-14	Mar-14	Feb-14	Jan-14
Children in Care	7	7	8	9	20	6	5	5	4	4	4	4	4
Caring for own child	1	1	1	1	2	3	3	3	3	3	3	1	1
Asylum seeker	0	0	0	0	0	0	0	0	0	0	0	0	0
Carer not own child	0	0	0	1	5	0	0	0	0	0	0	0	1
Substance Misuse	1	0	4	4	5	2	2	2	2	1	1	1	1
Care Leaver	0	0	1	1	1	0	0	0	0	0	0	0	0
Supervised by YOT	0	0	4	3	7	1	2	2	2	0	0	0	0
Pregnancy	0	1	1	1	2	1	1	1	1	1	1	1	1
Parent not caring for own child	0	0	0	0	2	0	0	0	0	0	0	0	0
SEND (16-18 year olds)	20	25	28	35	98	27	27	27	25	30	21	23	27
SEND (19+ year olds)	189	192	193	196	221	148	153	155	158	184	165	166	166
Total not known with at least one vulnerable group	26	31	41	49	128	33	33	35		35			

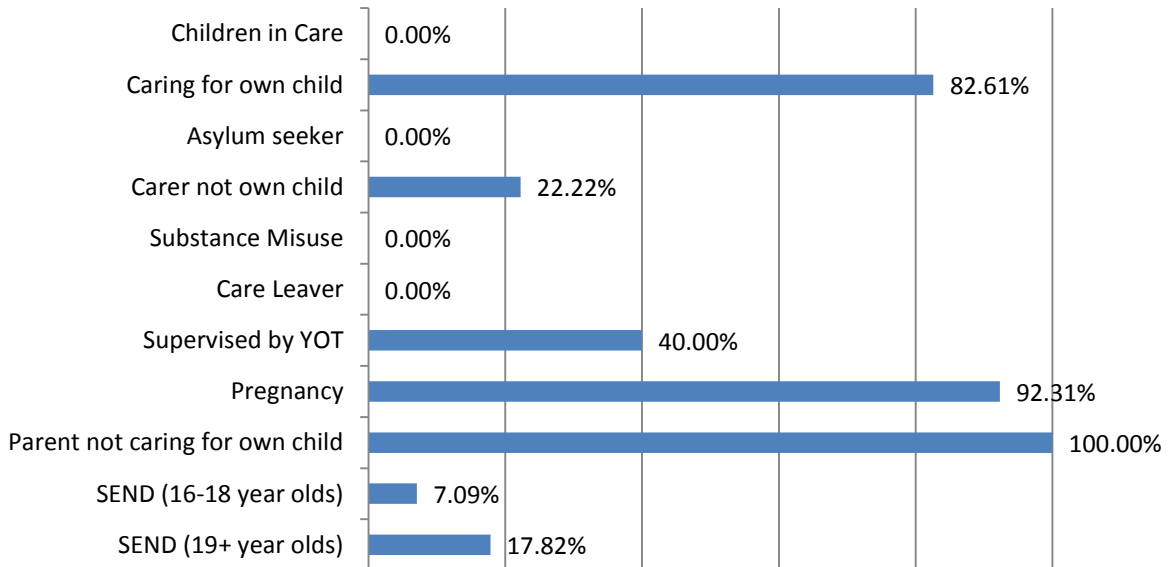
16-18 Year old NEET Leavers & Joiners	Aged 16	Aged 17	Aged 18	16-18 Total	Aged 19
Leaving NEET Total	2	3	0	5	7
Education	0	0	0	0	0
Employment	1	1	0	2	0
Government supported training	1	2	0	3	0
Re-engagement Provision	0	0	0	0	0
NEET in other area	0	0	0	0	0
Custodial Sentence	0	0	0	0	0
Moved Away	0	0	0	0	7
Cannot Be Contacted	0	0	0	0	0
Refused to disclose activity	0	0	0	0	0
Unknown Activity	0	0	0	0	0
Other Reason	0	0	0	0	0
Joining NEET Total	13	18	15	46	0
Education	2	0	0	2	0
Employment	1	2	1	4	0
Government supported training	0	0	0	0	0
Re-engagement Provision	0	0	0	0	0
NEET in other area	0	0	0	0	0
Other (inc custodial sentence)	10	16	14	40	0
Joiners>Leavers	-11	-15	-15	-41	7

16-18 Year Old NEET Labour Market Summary	No	%
Available:		
Working not for reward	9	6.67%
Not yet ready for work or learning	5	3.70%
Start Date agreed	2	1.48%
Seeking EET	119	88.15%
Available Total	135	100%
Unavailable:		
Young carers	0	0.00%
Teenage parents	18	54.55%
Illness	8	24.24%
Pregnancy	6	18.18%
Religious grounds	0	0.00%
Unlikely to be economically active	1	3.03%
Other reason	0	0.00%
Unavailable Total	33	100%

NEET Leavers and Joiners



% of Vulnerable Cohorts who are NEET



Education and Young People's Services Performance Management

NEET Monthly Report - Tunbridge Wells

16-18 year old cohort by Vulnerable Group	Jan-15	Dec-14	Nov-14	Oct-14	Sep-14	Aug-14	Jul-14	Jun-14	May-14	Apr-14	Mar-14	Feb-14	Jan-14
Children in Care	19	18	21	20	20	23	23	22	22	22	22	22	21
Caring for own child	13	9	9	8	8	30	30	30	30	30	29	25	25
Asylum seeker	4	4	4	4	4	5	5	5	5	5	5	5	5
Carer not own child	4	4	6	6	6	4	4	4	5	5	5	5	5
Substance Misuse	4	4	5	4	4	7	7	7	7	7	7	8	8
Care Leaver	5	5	5	5	5	1	1	1	1	0	0	0	0
Supervised by YOT	16	16	19	20	12	5	6	6	6	8	8	8	7
Pregnancy	10	10	9	9	9	11	12	11	11	11	11	14	13
Parent not caring for own child	2	2	2	2	2	2	2	2	2	2	2	1	1
SEND (16-18 year olds)	137	135	138	141	148	149	149	139	141	143	143	143	144
SEND (19+ year olds)	227	227	227	227	226	185	188	189	191	224	197	199	202
Total 16-18 cohort with at least one vulnerable group	190	184	190	194	194	214	214	204		208			

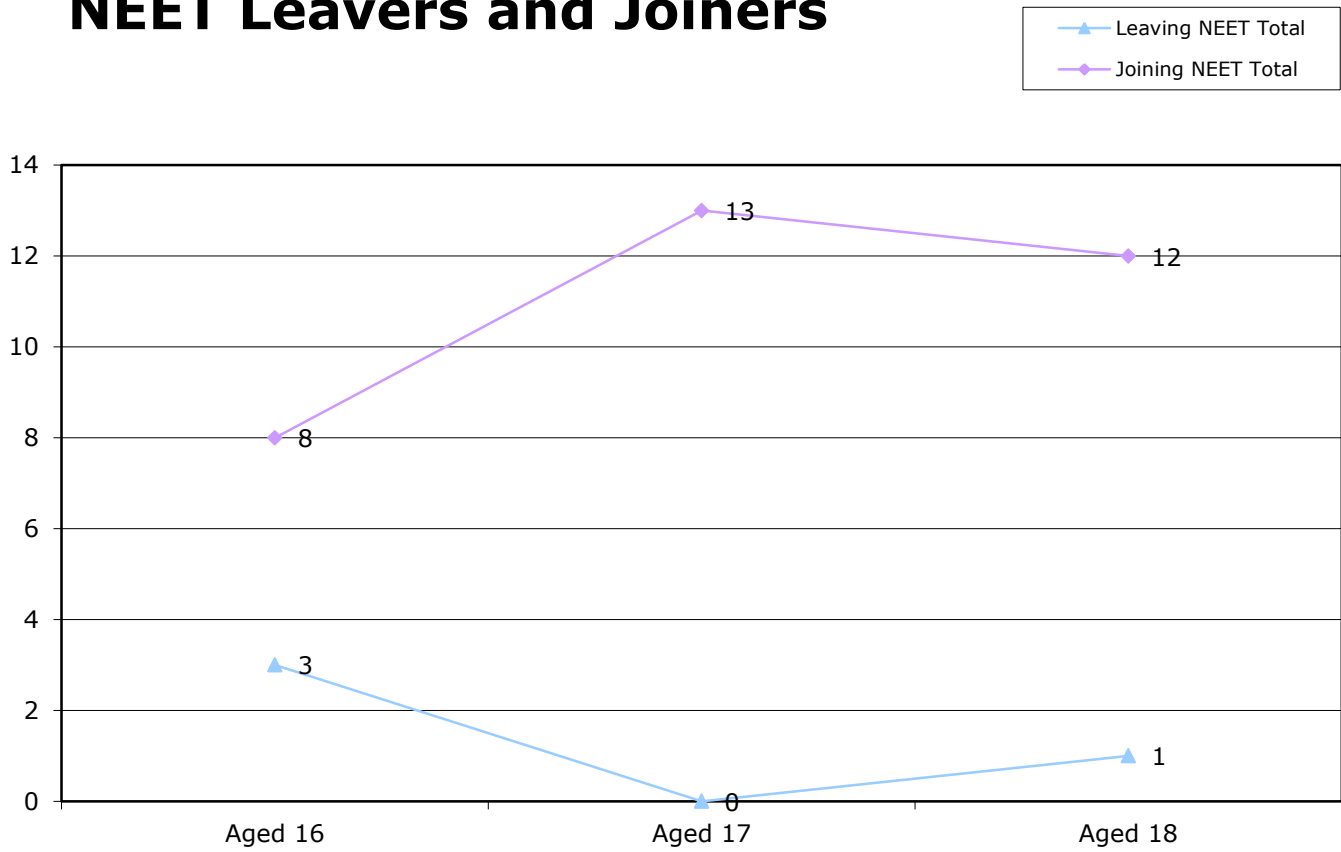
16-18 year old NEET by Vulnerable Group	Jan-15	Dec-14	Nov-14	Oct-14	Sep-14	Aug-14	Jul-14	Jun-14	May-14	Apr-14	Mar-14	Feb-14	Jan-14
Children in Care	1	0	0	0	2	6	4	6	6	6	5	5	5
Caring for own child	11	7	7	6	7	21	21	22	23	23	22	19	19
Asylum seeker	0	0	0	0	0	0	0	0	0	0	0	0	0
Carer not own child	1	1	1	1	0	0	0	0	0	0	0	0	0
Substance Misuse	1	1	1	0	1	2	1	2	2	2	1	3	4
Care Leaver	4	4	3	3	4	1	1	1	1	0	0	0	0
Supervised by YOT	3	3	2	1	2	3	2	3	3	2	2	2	3
Pregnancy	7	7	6	6	6	6	6	5	5	5	5	7	7
Parent not caring for own child	0	0	0	0	1	1	0	1	1	1	0	0	0
SEND (16-18 year olds)	6	6	5	5	5	10	12	9	11	12	12	13	12
SEND (19+ year olds)	31	31	30	30	30	27	23	22	23	28	24	24	25
Total 16-18 NEET with at least one vulnerable group	29	25	21	20	23	41	41	41		42			

16-18 year old Not Knowns by Vulnerable Group	Jan-15	Dec-14	Nov-14	Oct-14	Sep-14	Aug-14	Jul-14	Jun-14	May-14	Apr-14	Mar-14	Feb-14	Jan-14
Children in Care	2	2	7	8	17	2	2	2	2	2	0	0	0
Caring for own child	0	0	0	0	1	1	1	1	2	3	2	2	1
Asylum seeker	0	0	0	0	3	1	1	1	1	1	0	0	0
Carer not own child	0	0	2	2	5	0	0	1	2	1	0	0	0
Substance Misuse	0	0	2	2	3	0	0	0	0	0	0	0	0
Care Leaver	0	0	1	1	1	0	0	0	0	0	0	0	0
Supervised by YOT	0	0	5	6	10	0	1	1	1	1	1	0	0
Pregnancy	0	1	2	2	2	0	0	2	2	2	1	0	0
Parent not caring for own child	0	0	0	0	1	0	0	0	0	0	0	0	0
SEND (16-18 year olds)	21	22	30	39	114	16	16	14	12	16	6	3	2
SEND (19+ year olds)	152	151	153	156	172	101	127	131	130	141	128	125	125
Total not known with at least one vulnerable group	22	24	41	51	139	18	18	19		23			

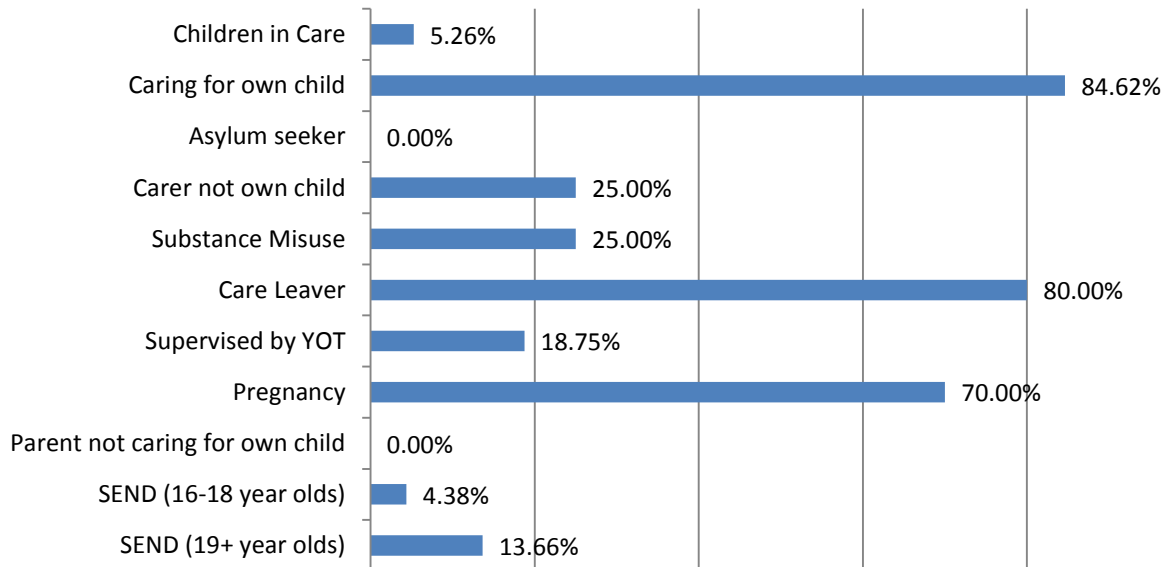
16-18 Year old NEET Leavers & Joiners	Aged 16	Aged 17	Aged 18	16-18 Total	Aged 19
Leaving NEET Total	3	0	1	4	6
Education	0	0	0	0	0
Employment	1	0	1	2	1
Government supported training	2	0	0	2	0
Re-engagement Provision	0	0	0	0	0
NEET in other area	0	0	0	0	0
Custodial Sentence	0	0	0	0	0
Moved Away	0	0	0	0	5
Cannot Be Contacted	0	0	0	0	0
Refused to disclose activity	0	0	0	0	0
Unknown Activity	0	0	0	0	0
Other Reason	0	0	0	0	0
Joining NEET Total	8	13	12	33	0
Education	2	0	0	2	0
Employment	0	0	0	0	0
Government supported training	1	0	0	1	0
Re-engagement Provision	0	0	0	0	0
NEET in other area	0	0	0	0	0
Other (inc custodial sentence)	5	13	12	30	0
Joiners>Leavers	-5	-13	-11	-29	6

16-18 Year Old NEET Labour Market Summary	No	%
Available:		
Working not for reward	2	1.85%
Not yet ready for work or learning	15	13.89%
Start Date agreed	5	4.63%
Seeking EET	86	79.63%
Available Total	108	100%
Unavailable:		
Young carers	0	0.00%
Teenage parents	10	58.82%
Illness	3	17.65%
Pregnancy	4	23.53%
Religious grounds	0	0.00%
Unlikely to be economically active	0	0.00%
Other reason	0	0.00%
Unavailable Total	17	100%

NEET Leavers and Joiners



% of Vulnerable Cohorts who are NEET

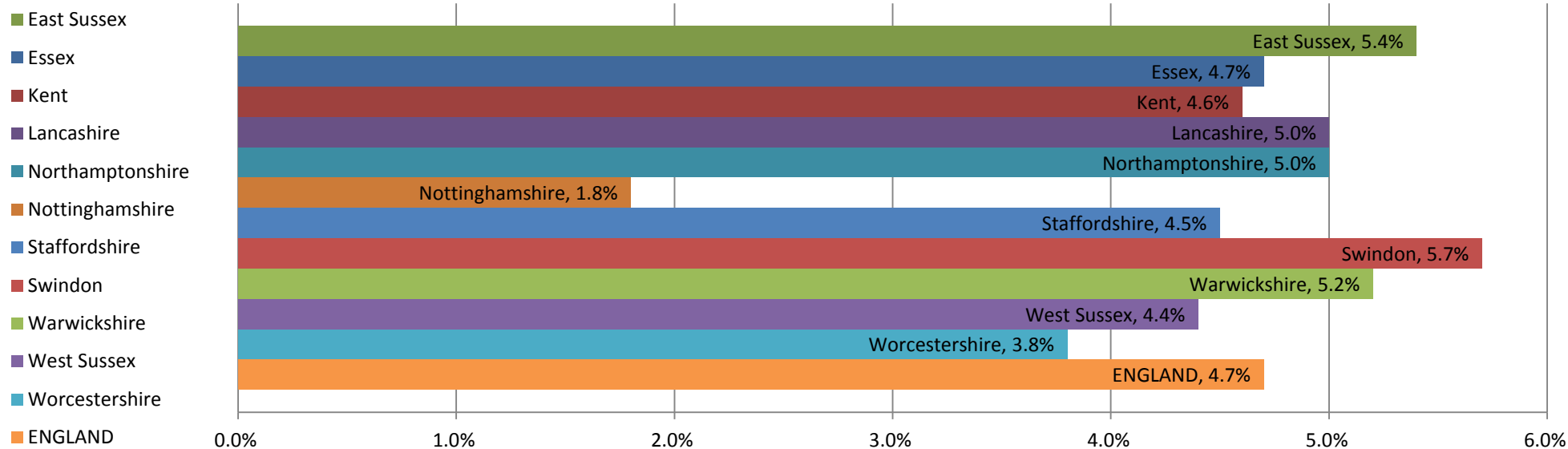


Education and Young People's Services Performance Management
Kent/National/Statistical Neighbours
AS AT 31st December 2014

	NEET		Not known		In learning	
	% Academic Age16-18s NEET	% change over last 12 months	% Academic Age16-18s NK	% change over last 12 months	% Academic Age16-18s in learning	% change over last 12 months
ENGLAND	4.7%	-11.3%	8.8%	-2.5%	81.9%	1.1%

Name	NEET Ranked Position	Academic Age16-18 (Y12-Y14) NEET %	Y12 NEET%	Y13 NEET%	Y14 NEET%	N/K Ranked Position	Academic Age 16 - 18 (Y12-Y14) NK %	Y12 NK%	Y13 NK%	Y14 NK%	Academic Age 16 - 18 (Y12-14) In Learning %	Y12 In Learning %	Y13 In Learning %	Y14 In Learning %
Kent	5	4.6%	2.0%	4.2%	8.1%	10	15.2%	5.7%	13.8%	26.4%	76.2%	91.6%	80.4%	56.0%
East Sussex	10	5.4%	2.3%	5.7%	8.9%	3	6.9%	0.4%	3.8%	17.1%	80.5%	95.6%	85.3%	59.4%
Essex	6	4.7%	2.2%	4.7%	7.2%	4	7.4%	1.2%	5.8%	15.2%	80.8%	95.6%	84.6%	61.9%
Lancashire	7	5.0%	2.0%	4.7%	8.6%	5	8.7%	3.1%	9.4%	13.5%	83.2%	94.3%	84.7%	71.3%
Northamptonshire	7	5.0%	2.0%	5.3%	7.9%	1	4.5%	3.0%	4.1%	6.4%	82.2%	94.2%	86.1%	65.3%
Nottinghamshire	1	1.8%	1.2%	1.4%	2.9%	6	9.3%	4.2%	9.3%	14.3%	88.8%	94.2%	89.1%	83.0%
Staffordshire	4	4.5%	1.9%	4.6%	7.7%	9	12.2%	4.4%	6.8%	25.8%	79.1%	92.7%	86.1%	58.0%
Swindon	11	5.7%	1.4%	4.2%	11.9%	2	5.1%	1.7%	4.8%	8.6%	83.1%	96.3%	87.4%	65.8%
Warwickshire	9	5.2%	1.6%	4.2%	10.6%	8	10.8%	3.7%	5.9%	22.6%	81.2%	94.3%	87.7%	62.1%
West Sussex	3	4.4%	1.1%	3.6%	9.9%	11	19.4%	8.9%	16.0%	33.6%	73.7%	89.6%	78.8%	52.3%
Worcestershire	2	3.8%	2.1%	4.0%	5.6%	7	10.7%	4.5%	9.5%	18.5%	81.2%	92.5%	83.8%	66.9%
Mean Indicator for Statistical neighbours		4.6%	1.8%	4.2%	8.1%		9.5%	3.5%	7.5%	17.6%	81.4%	93.9%	85.4%	64.6%

Statistical Neighbours NEETs December 2014



Statistical Neighbours Not Knowns December 2014

