

Children, Young People and Education

Young People Not in Education, Employment or Training (NEET) Report

September 2023 Data

Produced by Management Information & Intelligence, Core+

CYPE Management Information & Intelligence, KCC

Source: Core+ CCIS

Any queries please contact MICorePlus@kent.gov.uk

Extraction Date: 01 November 2023



CYPE - MI Report

Headlines and Commentary

Select Academic Age

- Select all
- 16
- 17

District

- Select all
- Ashford
- Canterbury
- Dartford
- Dover
- Folkestone and Hythe
- Gravesham
- Maidstone
- Sevenoaks
- Swale
- Thanet
- Tonbridge and Malling
- Tunbridge Wells

MI Reporting Month	NEET %	NEET % Same Point Last Year	Participation %	Participation % Same Point Last Year	Not Known %	Not Known % Same Point Last Year	NEET and Not Known %	NEET and Not Known % Same Point Last Year
July 2023	3.5%	2.8%	89.6	94.2	3.1%	0.9%	6.7%	3.7%
August 2023	3.4%	3.1%	88.6	93.6	4.4%	1.2%	7.8%	4.3%
September 2023	2.2%	1.9%	34.8	37.3	61.3%	60.3%	63.6%	62.2%

There are currently 3 Post Stat returns still outstanding, however, 93.2% of the September Guarantee cohort have received a positive SG offer*, compared to 95.2% this time last year.

The NEET population is currently at 2.2% compared to 1.9% at the same time last year, and our Not Knowns are at 61.3%, compared to 60.3% at the same time last year. The Participation rate is 34.8%, compared to 37.3% the same point last year.

District performance for NEET varies from 1.3% in Tunbridge Wells to 3.3% in Swale and Thanet. District performance for Not Knowns varies from 49.9% in Swale to 77.2% in Dover.

The Local Authority has a statutory duty to collect data from all education establishments regarding offers they have made to 16- and 17-year olds from September. It is an important part of our planning and transition support offer. Enabling us to identify those at-risk of NEET, gaps in local provision and to work alongside you in supporting our most vulnerable young people.

Please note the Kent and district NEET Y12 & Y13 targets have been updated to the September 2022 figures.

CYPE - MI Report

County NEET and Not Known Breakdown

MI Reporting Month

- September 2023
- August 2023
- July 2023
- June 2023
- May 2023
- April 2023
- March 2023
- February 2023
- January 2023
- December 2022
- November 2022

Select Academic Age

- Select all
- 16
- 17

35,774

Overall Cohort

2.2%

NEET

802

NEET Cohort

61.3%

Not Known

21,940

Not Known Cohort

63.6%

NEET and Not Known

22,742

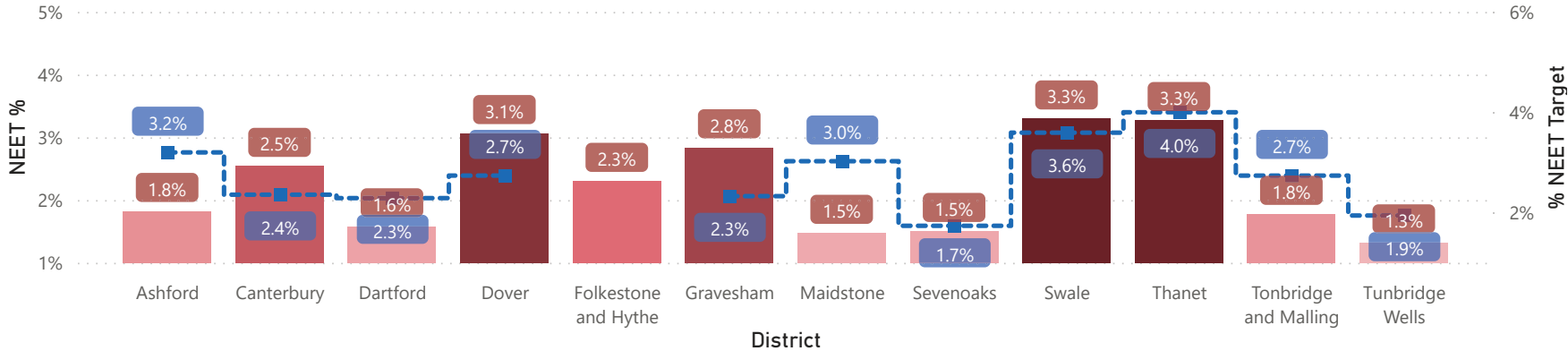
NEET and Not Known Cohort

Select District

- Select all
- Ashford
- Canterbury
- Dartford
- Dover
- Folkestone and Hythe
- Gravesham
- Maidstone
- Sevenoaks
- Swale
- Thanet
- Tonbridge and Malling
- Tunbridge Wells

NEET Cohort by District

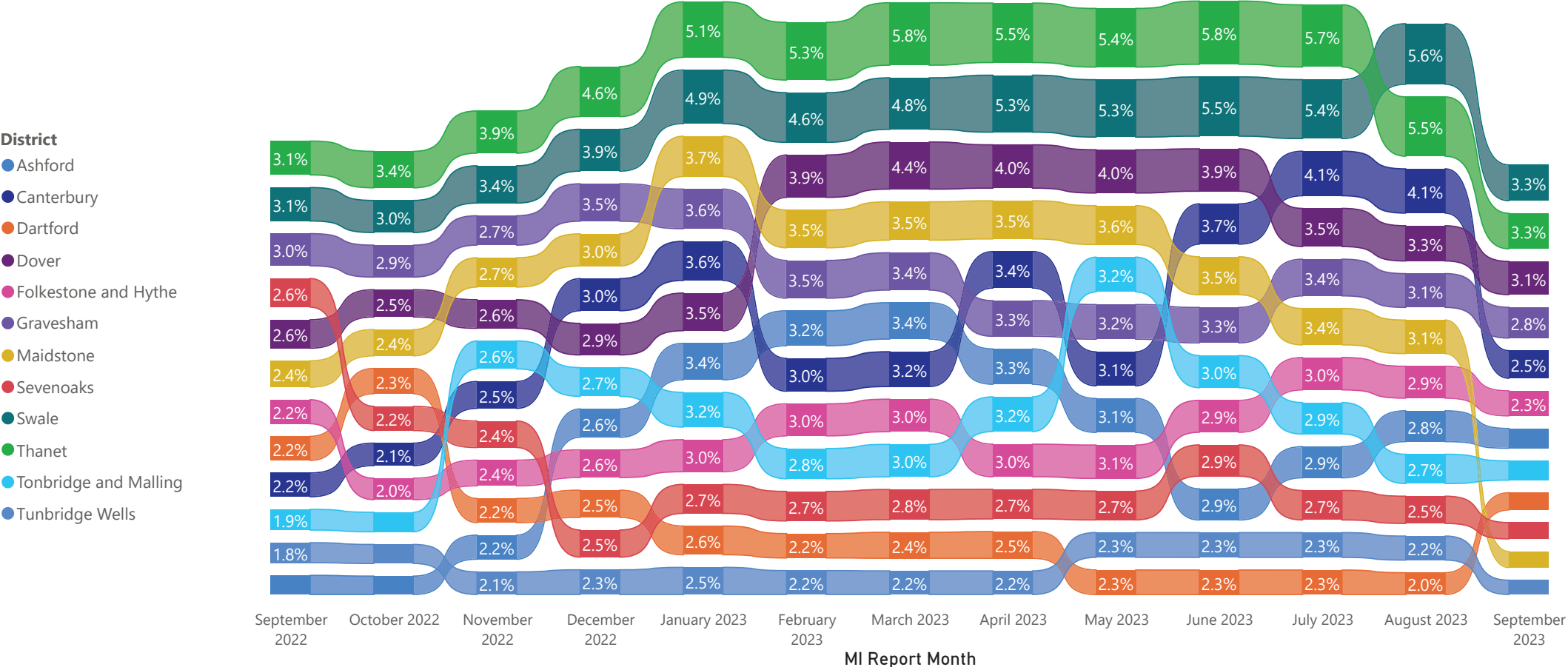
● NEET % --- % NEET Target



CYPE - MI Report

District NEET Trends

NEET Cohort by District

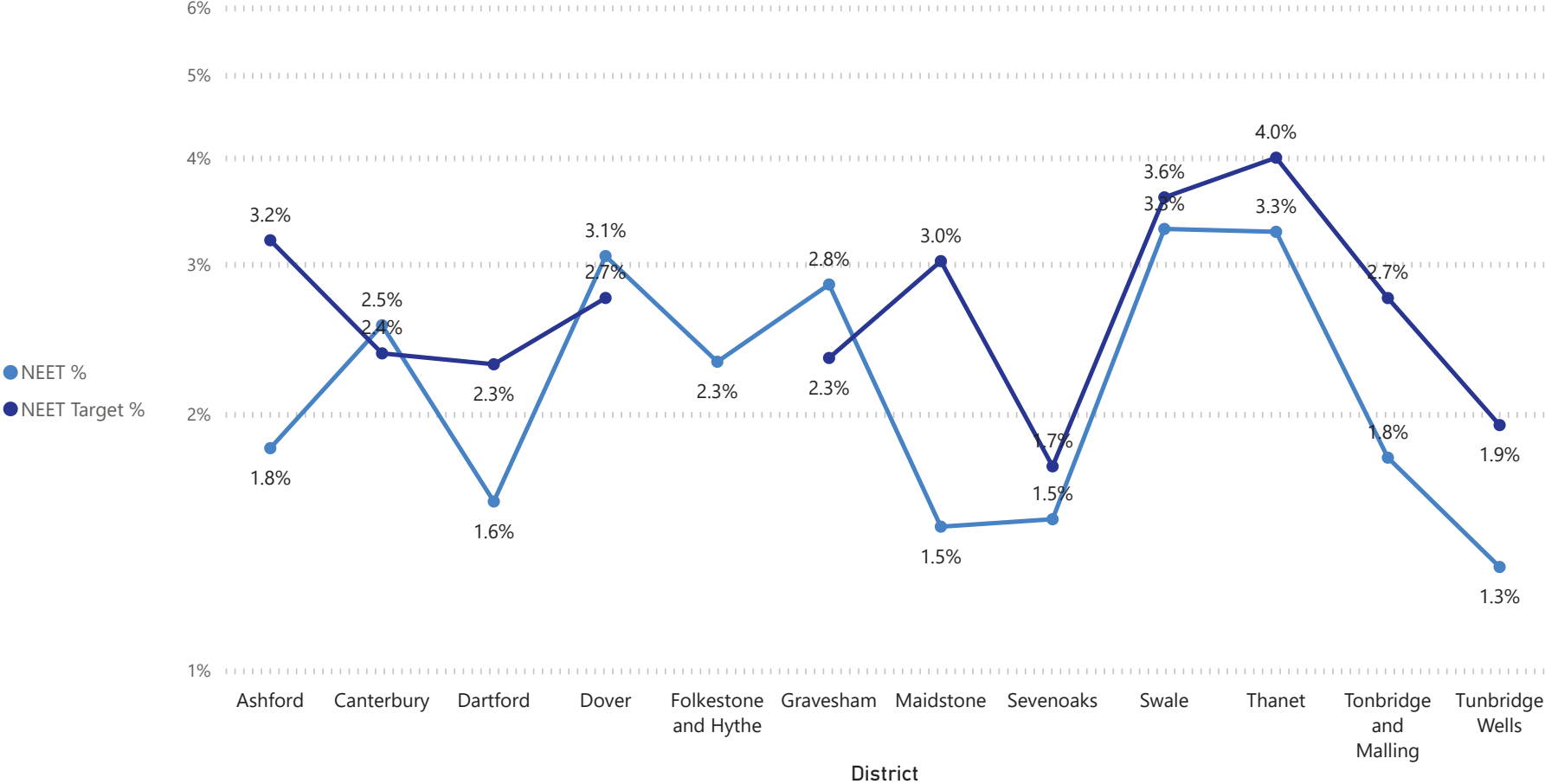


CYPE - MI Report

Current Month Target Comparison

MI Reporting M... ▾

● September 2023



CYPE - MI Report

SEND NEET and Not Known Breakdown

MI Reporting Month

September 2023

Select Academic Age

- Select all
- 16
- 17

Characteristic

- SEN Support

Select District

- Select all
- Ashford
- Canterbury
- Dartford
- Dover
- Folkestone and Hythe
- Gravesham
- Maidstone
- Sevenoaks
- Swale
- Thanet
- Tonbridge and Malling
- Tunbridge Wells

2,640

Overall Cohort

138

NEET Cohort

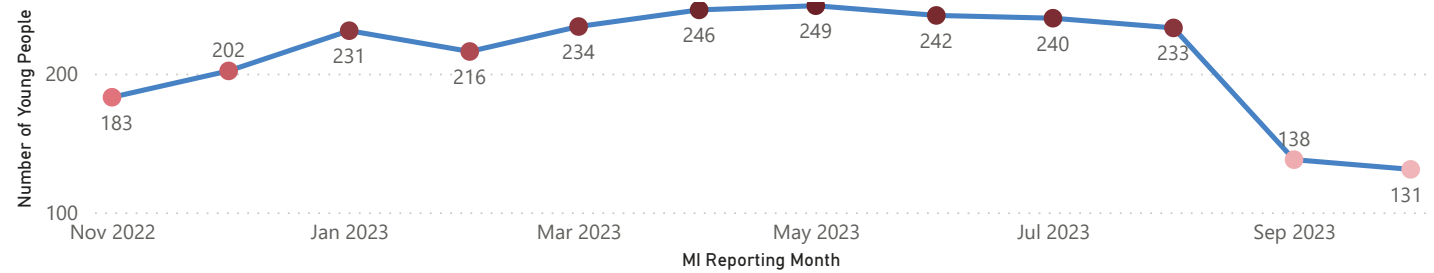
1,738

Not Known Cohort

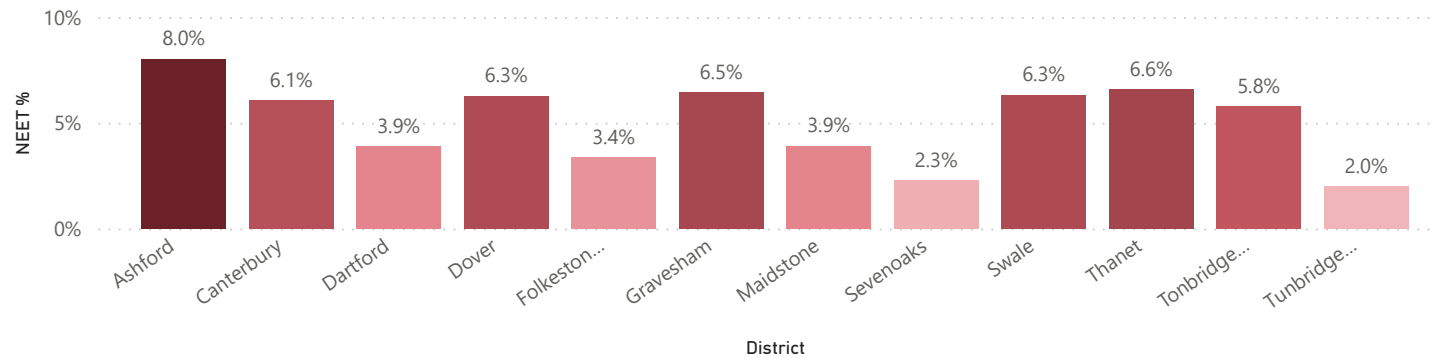
1,876

NEET and Not Known Cohort

NEET Cohort by District



NEET Cohort by District



71.1%

NEET and Not Known %

5.2%

NEET %

65.8%

Not Known %

CYPE - MI Report

SEND NEET and Not Known Breakdown

MI Reporting Month

September 2023

Select Academic Age

- Select all
- 16
- 17

Characteristic

- SEND (EHCP)

Select District

- Select all
- Ashford
- Canterbury
- Dartford
- Dover
- Folkestone and Hythe
- Gravesham
- Maidstone
- Sevenoaks
- Swale
- Thanet
- Tonbridge and Malling
- Tunbridge Wells

1,894

Overall Cohort

85

NEET Cohort

198

Not Known Cohort

283

NEET and Not Known Cohort

14.9%

NEET and Not Known %

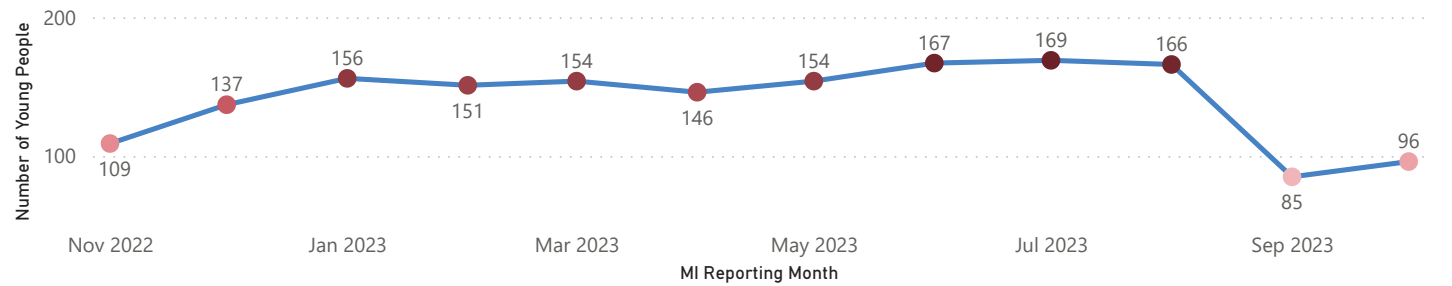
4.5%

NEET %

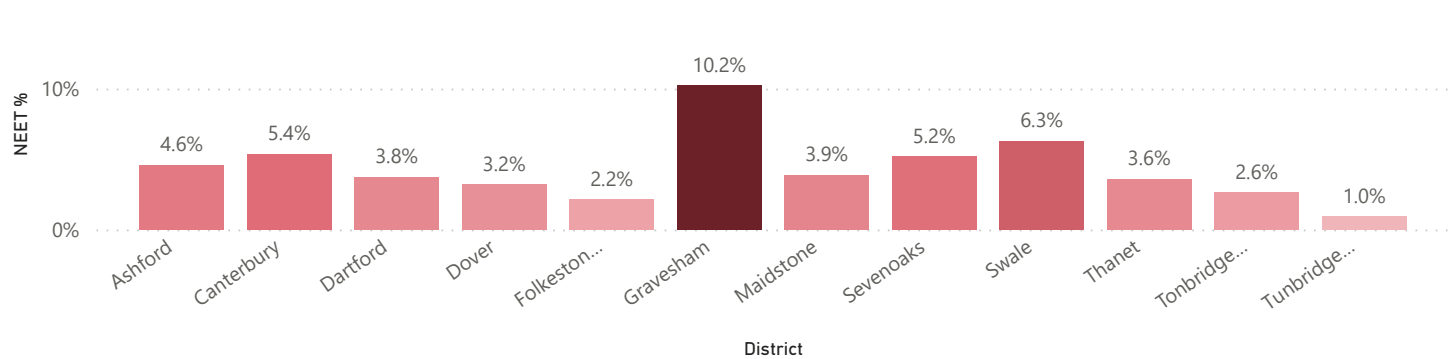
10.5%

Not Known %

NEET Cohort by District



NEET Cohort by District



CYPE - MI Report

Youth Offending Team NEET and Not Known Breakdown

MI Reporting Month
 September 2023

Select Academic Age
 Select all
 16
 17

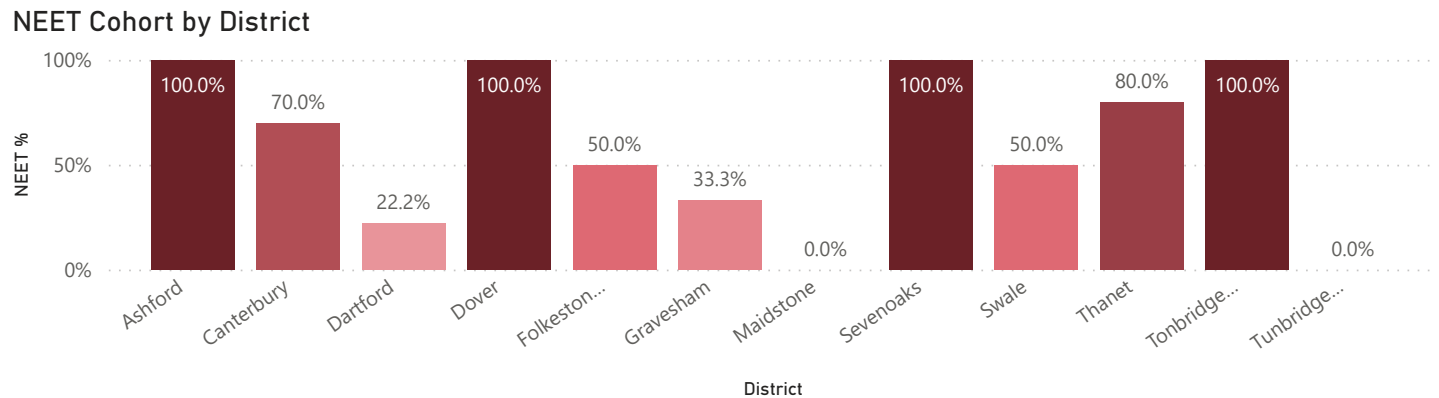
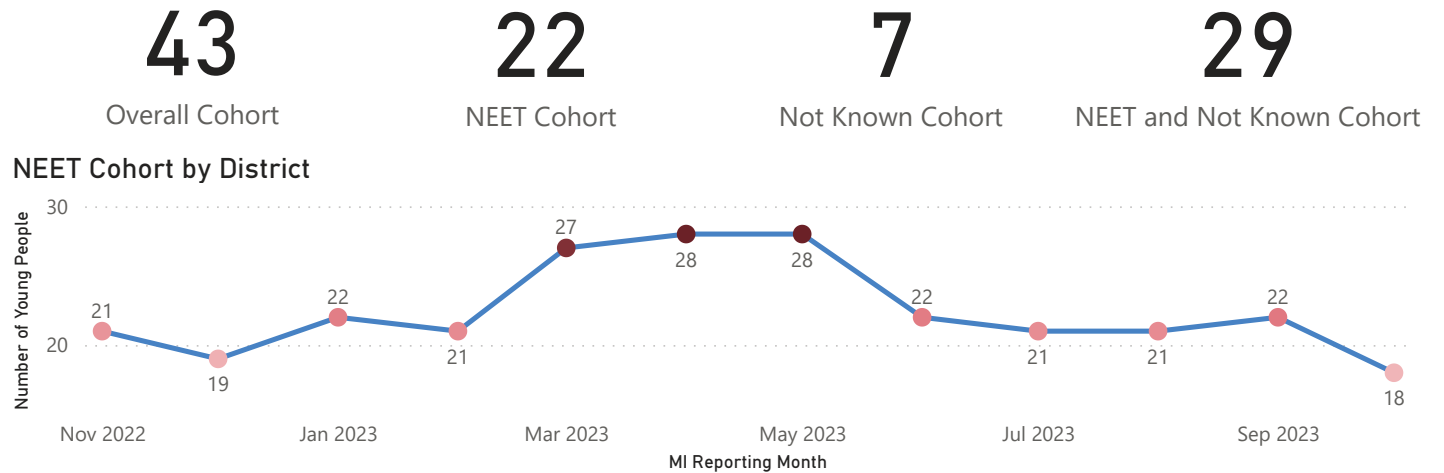
Characteristic
 Supervised By Yots

- Select District
- Select all
 - Ashford
 - Canterbury
 - Dartford
 - Dover
 - Folkestone and Hythe
 - Gravesham
 - Maidstone
 - Sevenoaks
 - Swale
 - Thanet
 - Tonbridge and Malling
 - Tunbridge Wells

67.4%
 NEET and Not Known %

51.2%
 NEET %

16.3%
 Not Known %



43

Overall Cohort

22

NEET Cohort

7

Not Known Cohort

29

NEET and Not Known Cohort

CYPE - MI Report

Children's Social Work Services NEET and Not Known Breakdown

MI Reporting Month

September 2023

Select Academic Age

- Select all
- 16
- 17

Characteristic

- Looked After

Select District

- Select all
- Ashford
- Canterbury
- Dartford
- Dover
- Folkestone and Hythe
- Gravesham
- Maidstone
- Sevenoaks
- Swale
- Thanet
- Tonbridge and Malling
- Tunbridge Wells

343

Overall Cohort

51

NEET Cohort

128

Not Known Cohort

179

NEET and Not Known Cohort

52.2%

NEET and Not Known %

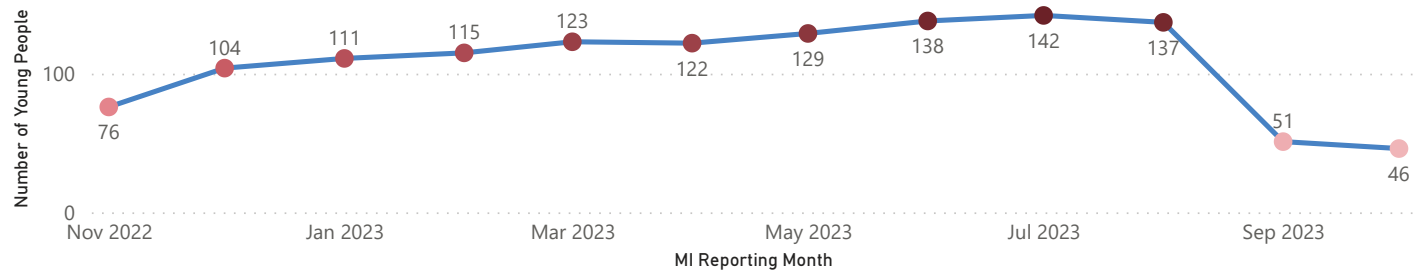
14.9%

NEET %

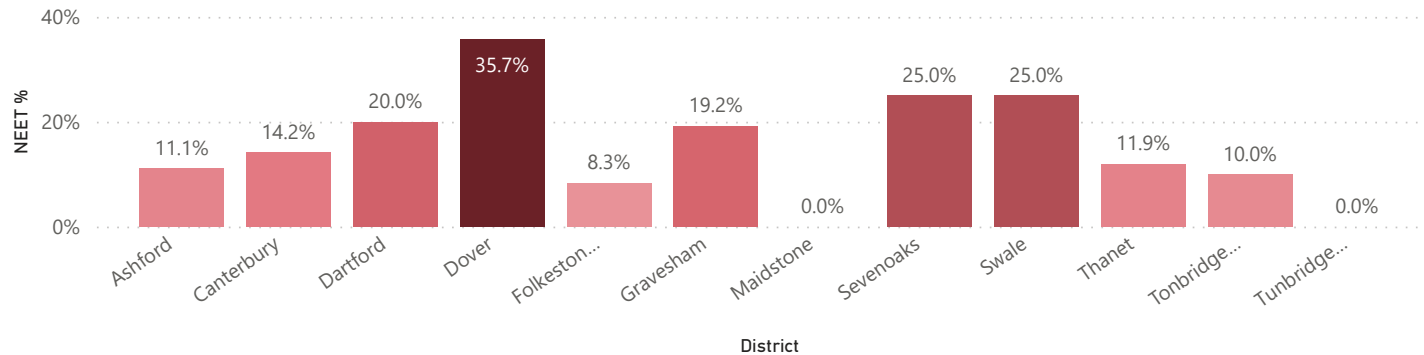
37.3%

Not Known %

NEET Cohort by District



NEET Cohort by District



CYPE - MI Report

Early Help NEET and Not Known Breakdown

MI Reporting Month
 September 2023

Select Academic Age
 Select all
 16
 17

Characteristic
 Carer Not Own Child

Select District
 Select all
 Ashford
 Canterbury
 Dartford
 Dover
 Folkestone and Hythe
 Maidstone
 Swale
 Tunbridge Wells

12

Overall Cohort

9

NEET Cohort

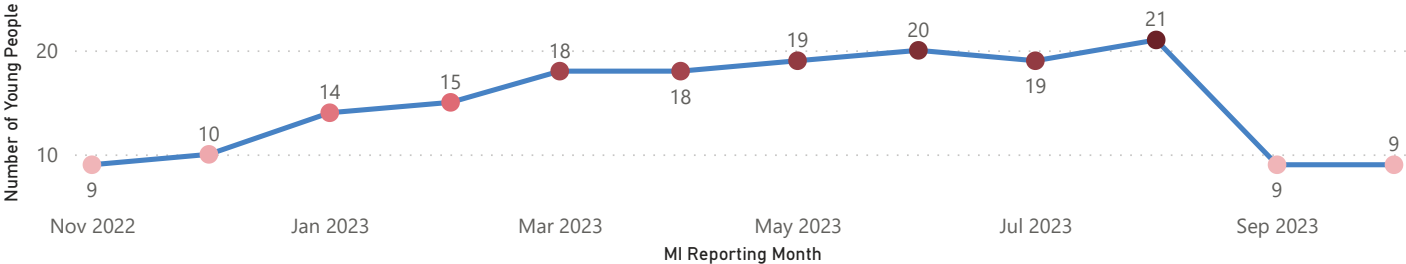
0

Not Known Cohort

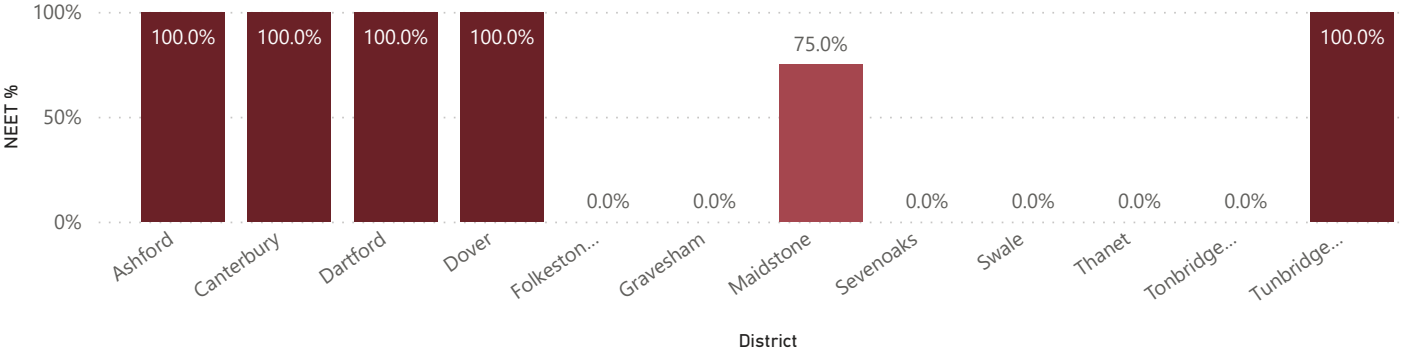
9

NEET and Not Known Cohort

NEET Cohort by District



NEET Cohort by District



75.0%

NEET and Not Known

75.0%

NEET

0.0%

Not Known

CYPE - MI Report

Early Help NEET and Not Known Breakdown

MI Reporting Month
September 2023

Select Academic Age
 Select all
 16
 17

Characteristic
 Caring For Own Child

Select District
 Select all
 Ashford
 Canterbury
 Dartford
 Dover
 Gravesham
 Maidstone
 Sevenoaks
 Swale
 Thanet
 Tonbridge and Malling
 Tunbridge Wells

34

Overall Cohort

21

NEET Cohort

5

Not Known Cohort

26

NEET and Not Known Cohort

76.5%

NEET and Not Known

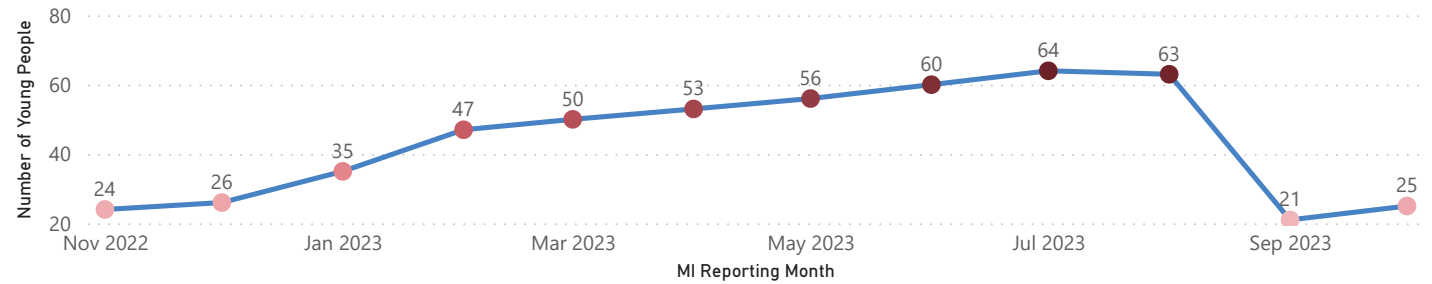
61.8%

NEET

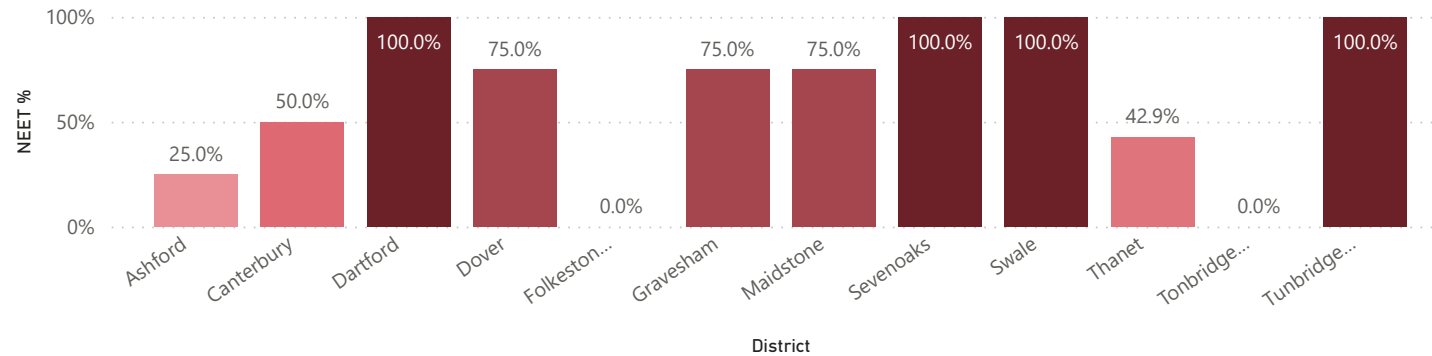
14.7%

Not Known

NEET Cohort by District



NEET Cohort by District



CYPE - MI Report

Early Help NEET and Not Known Breakdown

MI Reporting Month

Select Academic Age Select all 16

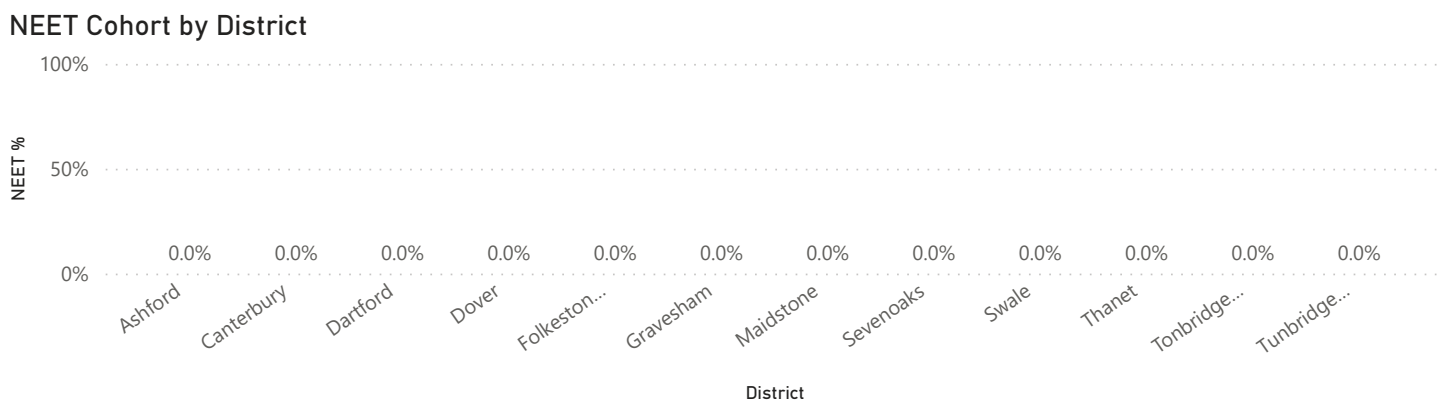
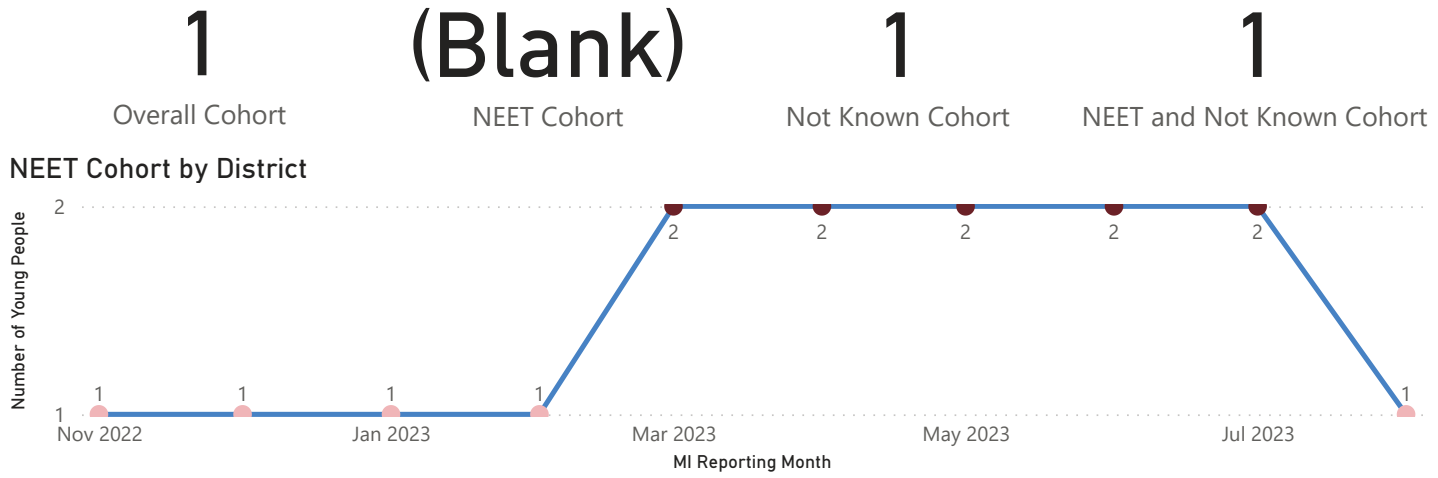
Characteristic Parent

Select District Select all Thanet

100.0%
NEET and Not Known

0.0%
NEET

100.0%
Not Known



CYPE - MI Report

Early Help NEET and Not Known Breakdown

MI Reporting Month
 September 2023

Select Academic Age
 Select all
 16
 17

Characteristic
 Pregnancy

Select District
 Select all
 Ashford
 Dover
 Folkestone and Hythe
 Gravesham
 Swale
 Thanet

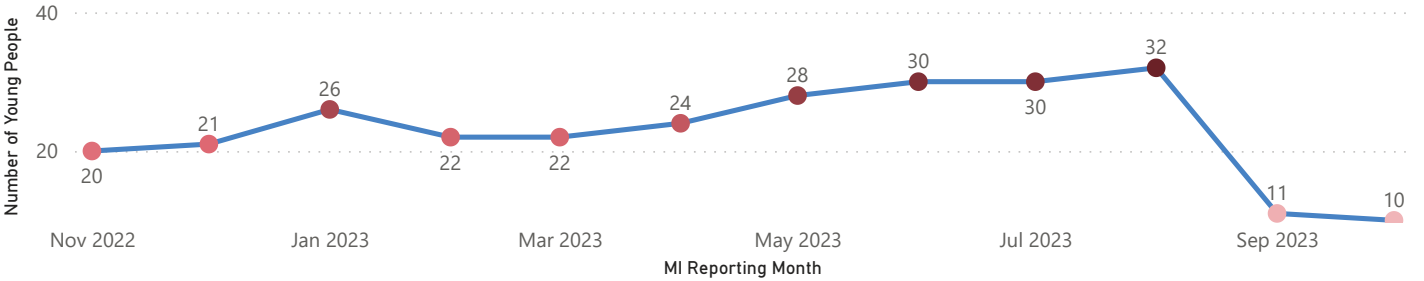
100.0%
 NEET and Not Known

78.6%
 NEET

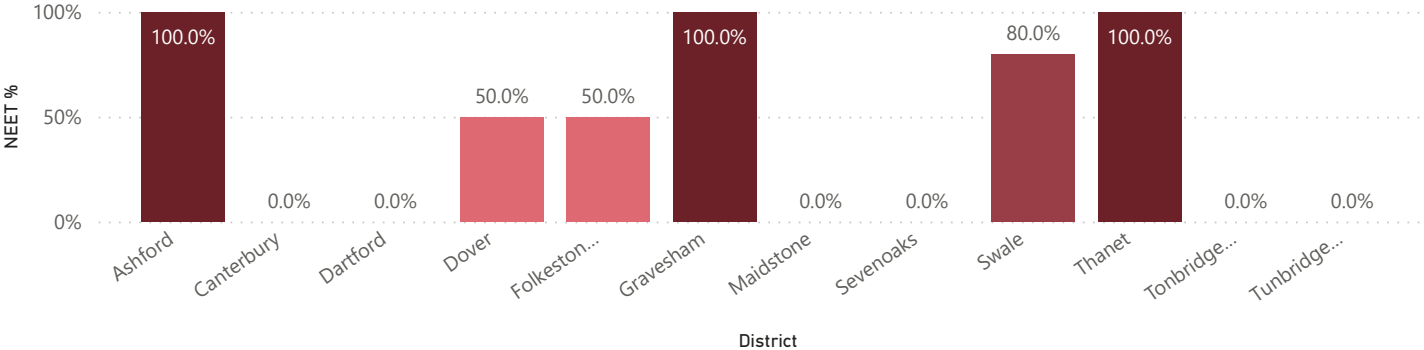
21.4%
 Not Known

14 Overall Cohort **11** NEET Cohort **3** Not Known Cohort **14** NEET and Not Known Cohort

NEET Cohort by District



NEET Cohort by District



CYPE - MI Report

Early Help NEET and Not Known Breakdown

MI Reporting Month
 September 2023

Select Academic Age
 Select all
 16
 17

Characteristic
 Teenage Mother

Select District
 Select all
 Ashford
 Canterbury
 Dartford
 Dover
 Gravesham
 Maidstone
 Sevenoaks
 Swale
 Thanet
 Tonbridge and Malling
 Tunbridge Wells

34

Overall Cohort

21

NEET Cohort

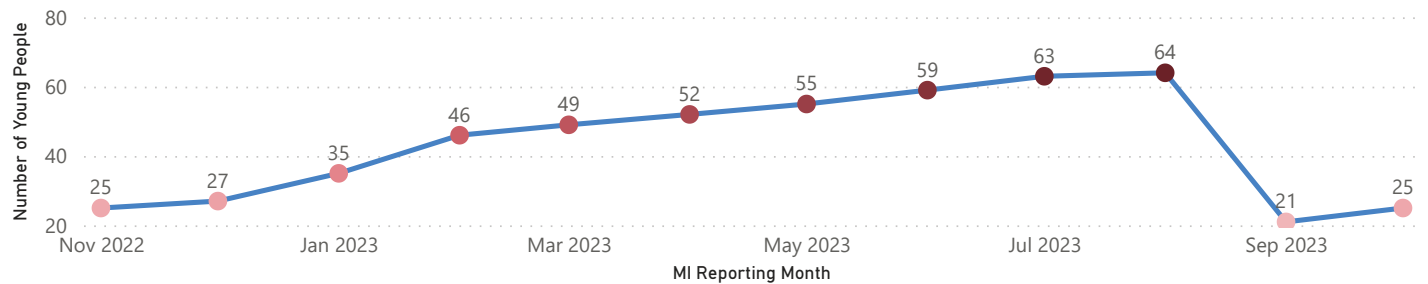
6

Not Known Cohort

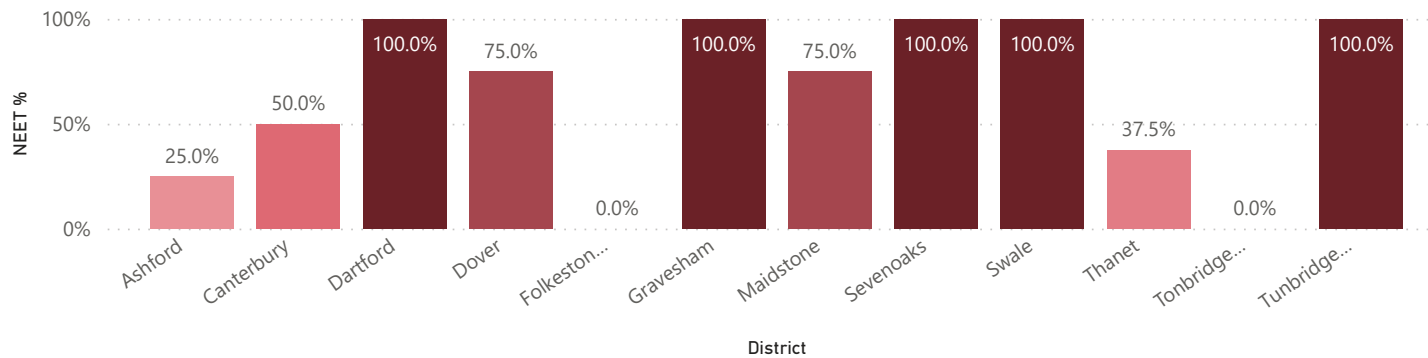
27

NEET and Not Known Cohort

NEET Cohort by District



NEET Cohort by District



79.4%

NEET and Not Known

61.8%

NEET

17.6%

Not Known

CYPE - MI Report

Statistical Neighbours - August 2023

The distance between any two local authorities is defined as the weighted Euclidean distance between the authorities using each of the background variables identified below as "Closeness".

"Closeness" ▲	LA Name	Academic Age16-17 (Y12-Y13) NEET %	Y12 NEET%	Y13 NEET%	Academic Age 16 - 17 (Y12-Y13) NK %	Y12 NK%	Y13 NK%	Academic Age 16 - 17 (Y12-13) In Learning %	Y12 In Learning %	Y13 In Learning %
1	Kent	3.4%	3.3%	3.5%	4.4%	2.2%	6.7%	88.6%	92.0%	85.1%
2	England	3.4%	3.1%	3.6%	3.7%	2.5%	4.8%	89.9%	92.3%	87.5%
3	South East England	2.9%	2.7%	3.0%	4.0%	2.1%	6.0%	90.3%	93.1%	87.3%
4	Essex	4.1%	3.9%	4.3%	2.4%	1.1%	3.8%	88.9%	92.2%	85.3%
5	East Sussex	4.8%	4.5%	5.1%	3.5%	1.6%	5.4%	85.8%	89.2%	82.2%
6	Swindon	2.4%	2.3%	2.6%	4.4%	2.8%	6.1%	88.5%	91.9%	85.0%
7	Worcestershire	4.3%	4.1%	4.4%	1.6%	1.3%	1.8%	90.2%	92.6%	87.7%
8	West Northamptonshire	2.1%	2.7%	1.5%	0.9%	0.5%	1.3%	95.1%	95.4%	94.7%
9	Lancashire	3.4%	2.4%	4.5%	1.7%	0.8%	2.7%	92.2%	95.3%	89.2%
10	Nottinghamshire	2.5%	2.3%	2.8%	1.8%	1.4%	2.2%	95.0%	95.7%	94.3%
11	Warwickshire	1.9%	1.8%	2.0%	1.8%	0.5%	3.0%	94.3%	96.8%	92.0%
12	Suffolk	4.9%	4.5%	5.3%	3.4%	0.4%	6.4%	88.3%	91.4%	85.1%
13	Staffordshire	3.4%	3.8%	3.1%	1.6%	1.6%	1.7%	89.4%	91.8%	87.1%

CYPE - MI Report

September Guarantee

MI Reporting Month

September 2023

Offer Group

- Select all
- No Offer Made
- Not Recorded
- Offer Made
- Offer Not Appropriate
- Unable to Contact

Guarantee Year Gr...

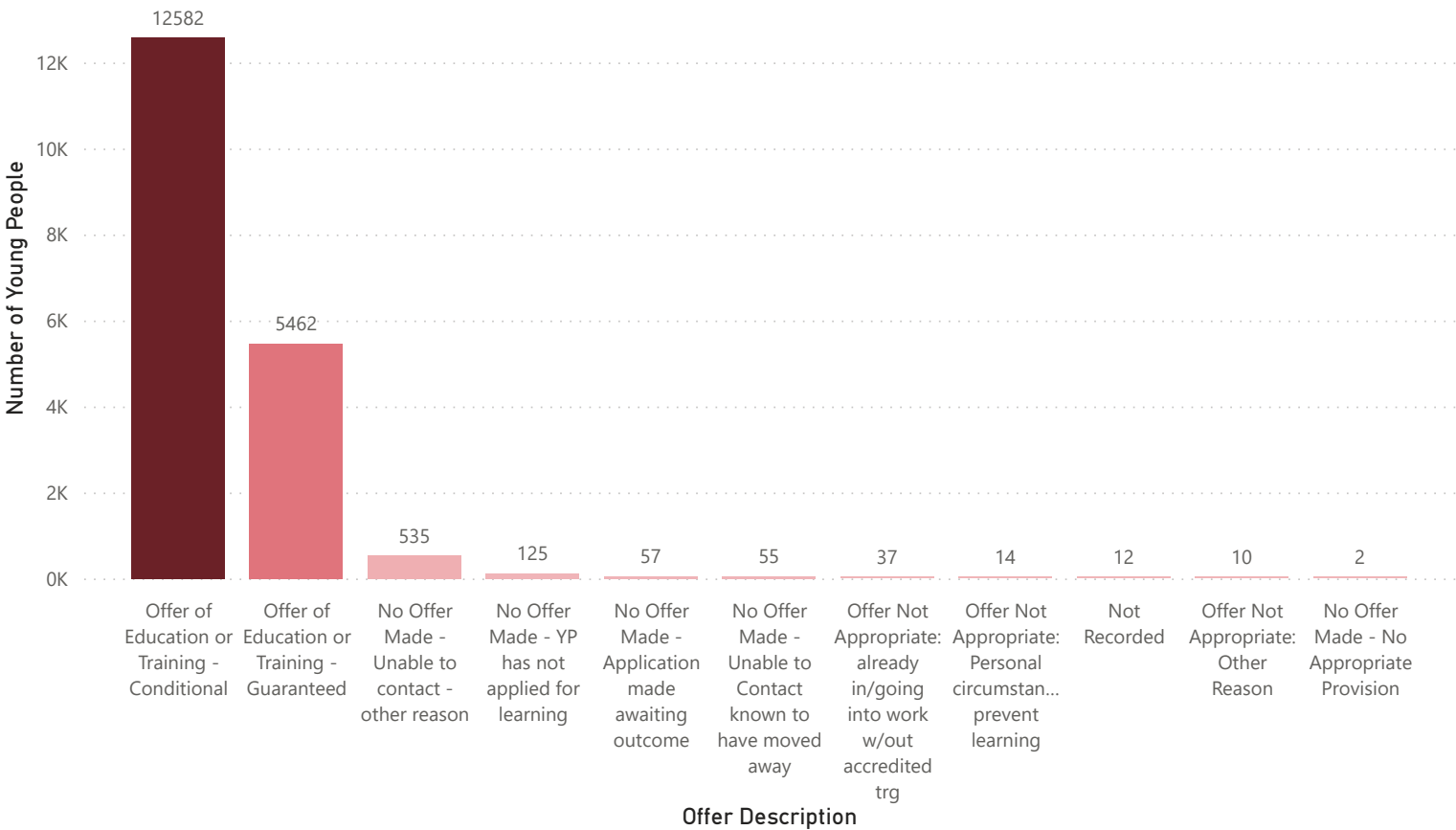
- 11
- 12

District

- Select all
- Ashford
- Canterbury
- Dartford
- Dover
- Folkestone and Hythe
- Gravesham
- Maidstone
- Sevenoaks
- Swale
- Thanet
- Tonbridge and Malling
- Tunbridge Wells

18,891
Number of Young People

Number of Young People by Offer Description



CYPE - MI Report

September Guarantee

MI Reporting Month

September 2023

Offer Group

- Select all
- Continuing Year 12 Only
- No Offer Made
- Not Recorded
- Offer Made
- Offer Not Appropriate
- Unable to Contact

Guarantee Year Gr...

- 11
- 12

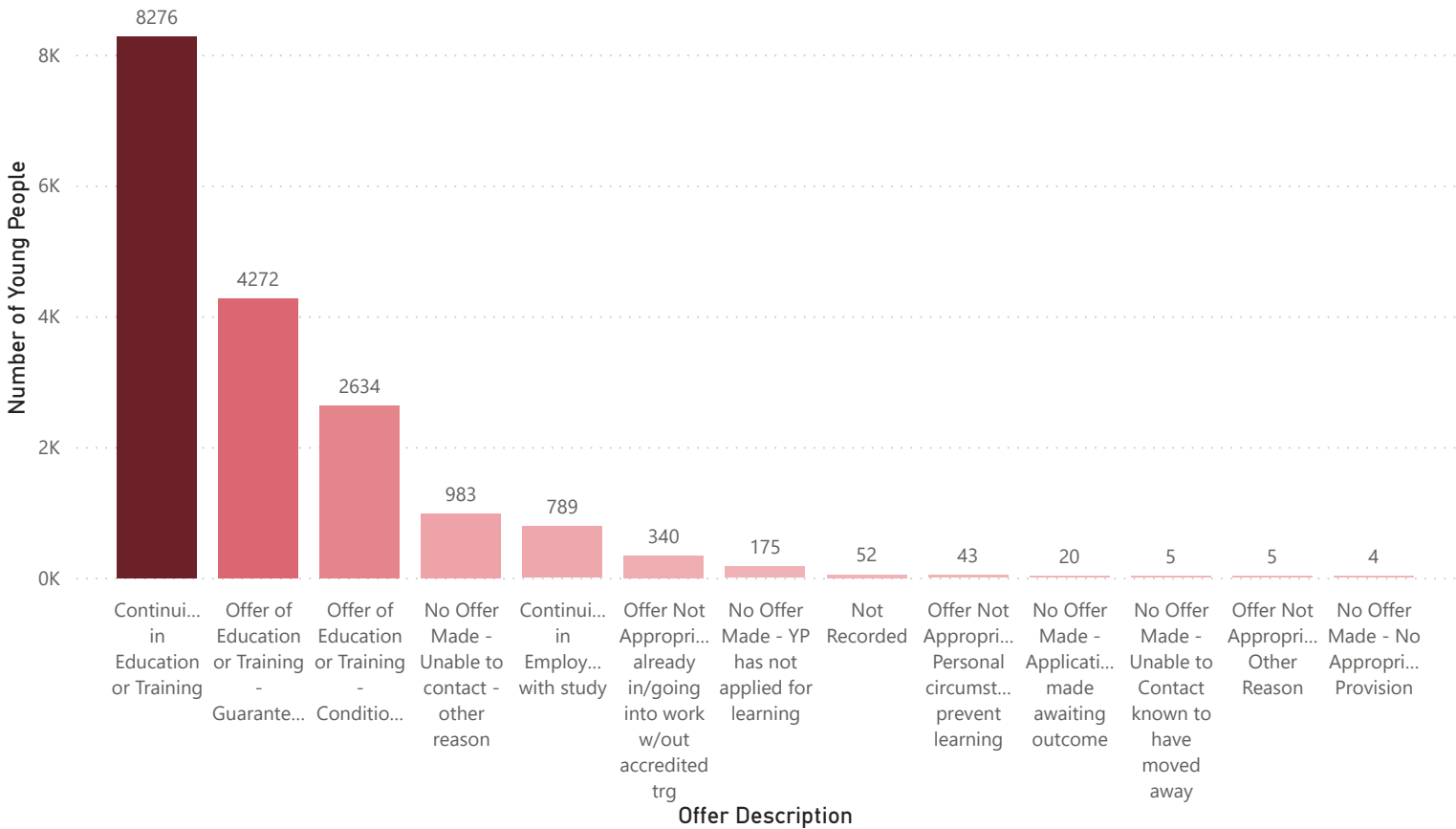
District

- Select all
- Ashford
- Canterbury
- Dartford
- Dover
- Folkestone and Hythe
- Gravesham
- Maidstone
- Sevenoaks
- Swale
- Thanet
- Tonbridge and Malling
- Tunbridge Wells

17,598

Number of Young People

Number of Young People by Offer Description



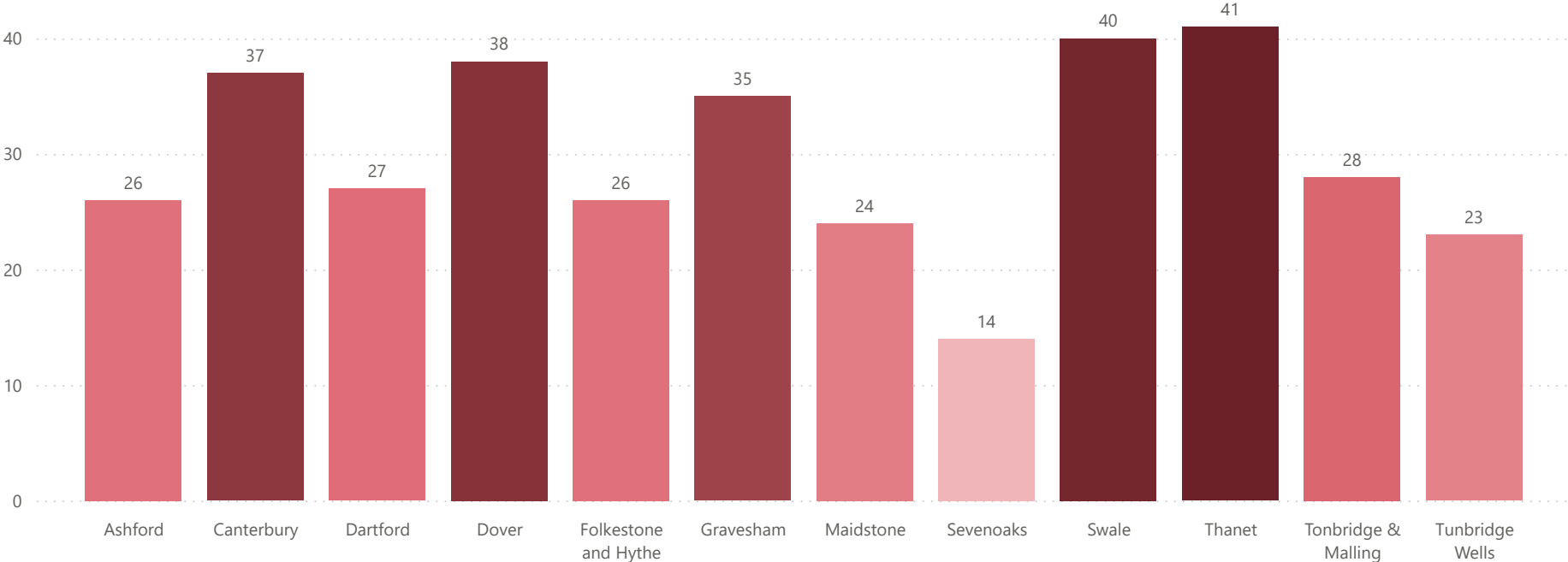
CYPE - MI Report

NEET Joiners

MI Reporting Month ▼

September 2023

Number of NEET Joiners by District



Select Academic A... ▼

- Select all
- 16
- 17

359

Number of NEET Joiners in Period

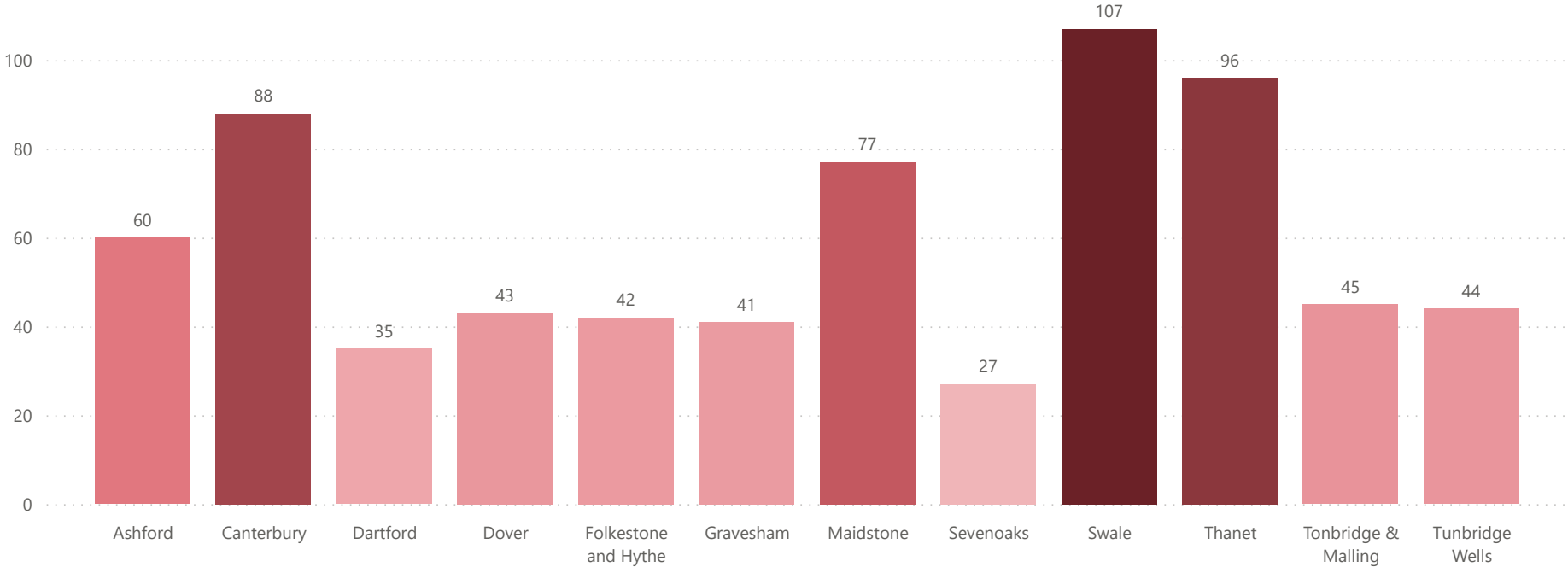
CYPE - MI Report

NEET Leavers

MI Reporting Month ▼

■ September 2023

Number of NEET Leavers by District



Select Academic A... ▼

Select all

17

705

Number of NEET Leavers in Period