

Education and Young People's Services

Young People Not in Education, Employment or Training (NEET)

Monthly Report - June 2014

Produced by: Management Information Unit, KCC

Publication Date: 10th July 2014

The figures are based on the monthly submission made to DfE via NCCIS for Kent County Council . Academic age is the age of the young person on 31st August (i.e.: prior to the start of the academic year). The figures include all 16 -18 year olds based on academic age with a Kent County Council area postcode as their primary address.



Executive Summary

Summary

Participation is up on the last month for 17 year olds, and down very slightly for 16 year olds, with 92.62% of 16 year olds and 83.56% of 17 year olds participating.

The NEET cohort, having reduced in terms of numbers between March and May, has this month risen slightly, from 2776 to 2789. The NEET % is currently at 6.28%.

In June, 99 16-18 year olds left the NEET cohort, while 112 joined the NEET cohort. Kent is ranked 7th among our statistical neighbours for NEET.

The level of Not Knowns has risen. This is partly due to a seasonal pattern of lapsed statuses towards the end of the academic year that occurs in all LAs. The increase in Not Knowns impacts the NEET percentages as a number of Not Knowns are apportioned into the NEET percentages according to DfE methodology.

Not Knowns in Kent are above the England average but slightly below the average for our statistical neighbours.

Context

The management of the tracking process has changed significantly since April 2014 and is being led with reduced resources. Elements of the process are still being embedded and others are in the planning phase.

Work is overseen by KCC's Tracking Board, a group that leads process developments and seeks continuous improvement.

Progress to date

A number of bulk updates have been made to the system to update the information held on apprenticeships.

Although the number of Not Knowns remains high the majority are in year 14 and will leave the cohort at the end of August. Work with this age group is focusing on the vulnerable groups.

Work is underway to review processes for data collection, verification and input/import into the IYSS database to improve accuracy and to ensure the number of Not Knowns is as low as possible, in order to reduce as much as possible the amount of individual tracking required..

Planned activity

Further reviews of our processes are planned, utilising external expertise wherever possible in order to learn from the experiences of other local authorities.

Additional resource is proposed to support the tracking process and ensure the database can appropriately inform targeted work with young people.

To support Kent young people out of NEET, the first KIAS Re-engage programmes will be underway this summer in all districts. The programme will provide young people with a single point of access to the range of opportunities available from training providers, employers and other KCC partners. It will include accredited learning and employability skills. tailored to the individual needs of participants. The target for the first wave of Re-engage is to support 10% of the NEET cohort with a target of 80% retention and progression for 75% on programme. 85% of places will be for those young people in the NEET cohort and up to 15% of places on the programme will be for those leaving education and identified by schools/colleges as being 'at risk' of NEET.

Targeted work for teenage parents is also being developed in Kent children centres.

KIAS is working with partners to significantly reduce the number of Looked After Children in the NEET cohort and provide support for long term

Education and Young People's Services Performance Management

NEET Monthly Report - Kent

16-18 year old NEET Summary	Total Cohort 16-18	No. NEET 16-18	% NEET 16-18	NEET Target 16-18	Diff from target	% NEET Age 16	% NEET Age 17	% NEET Age 18	Not knows				
									Acad age 16	Acad age 17	Acad age 18	Total	% of cohort
Kent	51,631	2,789	6.28%	5.13%	1.15%	3.45%	6.14%	9.55%	587	1,315	4,147	6,049	11.72%
Ashford	4,595	239	5.99%	4.32%	1.67%	3.99%	5.80%	8.24%	39	93	333	465	10.12%
Canterbury	4,751	213	5.09%	4.19%	0.90%	3.10%	5.21%	7.14%	38	88	271	397	8.36%
Dartford	3,444	185	6.38%	5.22%	1.16%	2.79%	7.00%	9.76%	54	101	322	477	13.85%
Dover	3,931	273	7.65%	5.73%	1.92%	3.96%	6.57%	12.66%	36	77	230	343	8.73%
Gravesham	3,947	232	6.96%	5.17%	1.79%	4.25%	6.22%	11.01%	52	133	390	575	14.57%
Maidstone	5,349	265	5.94%	5.12%	0.82%	3.21%	5.19%	9.61%	57	165	490	712	13.31%
Sevenoaks	3,374	108	4.00%	3.37%	0.63%	2.10%	3.70%	6.29%	48	81	287	416	12.33%
Shepway	3,818	235	7.18%	6.22%	0.96%	3.68%	7.64%	10.63%	58	113	331	502	13.15%
Swale	5,260	343	7.57%	6.24%	1.33%	4.16%	8.65%	10.26%	73	153	469	695	13.21%
Thanet	5,026	376	8.19%	7.16%	1.03%	4.38%	7.75%	13.21%	51	101	290	442	8.79%
Tonbridge & Malling	4,365	167	4.72%	3.43%	1.29%	2.62%	4.84%	7.09%	37	114	443	594	13.61%
Tunbridge Wells	3,771	153	4.88%	3.39%	1.49%	2.44%	4.57%	7.96%	44	96	291	431	11.43%

16-18 year old NEET % Trends	Jun-14	May-14	Apr-14	Mar-14	Feb-14	Jan-14	Dec-13	Nov-13	Oct-13	Sep-13	Aug-13	Jul-13	Jun-13
Kent	6.28	6.12	6.05	5.95	5.82	5.86	5.89	5.76	5.73	14.79	7.08	6.73	6.06
Ashford	5.99	5.76	5.63	5.46	5.37	5.22	5.27	5.11	5.16	12.92	6.62	6.17	5.60
Canterbury	5.09	5.00	4.89	5.10	4.99	5.24	5.44	5.16	4.39	18.10	6.34	6.04	5.32
Dartford	6.41	5.99	5.99	5.76	5.48	5.80	6.00	5.89	6.99	13.33	6.87	6.50	5.91
Dover	7.65	7.89	7.94	7.53	7.19	7.07	7.09	7.00	6.39	13.05	7.71	7.42	6.92
Gravesham	6.99	6.76	6.67	6.50	6.45	6.35	6.61	6.25	7.77	20.33	6.57	6.60	5.78
Maidstone	5.94	5.63	5.64	5.46	5.34	5.41	5.17	4.84	4.95	9.15	6.11	5.70	4.98
Sevenoaks	4.00	3.72	3.74	3.76	3.74	4.09	4.53	4.53	5.25	14.64	4.68	4.33	3.66
Shepway	7.18	7.09	7.00	7.20	6.94	7.34	6.97	7.04	5.60	16.85	9.02	8.54	7.68
Swale	7.57	7.25	7.04	7.06	6.83	6.75	6.88	6.91	7.09	15.80	9.09	8.68	7.60
Thanet	8.21	8.12	8.45	8.19	8.08	8.09	7.89	7.79	7.19	21.49	10.57	10.08	9.70
Tonbridge & Malling	4.72	4.77	4.44	4.40	4.26	4.18	4.24	4.05	4.40	15.67	5.51	5.31	4.63
Tunbridge Wells	4.88	4.67	4.39	4.17	4.28	4.02	4.03	3.63	3.81	10.56	4.87	4.57	4.06

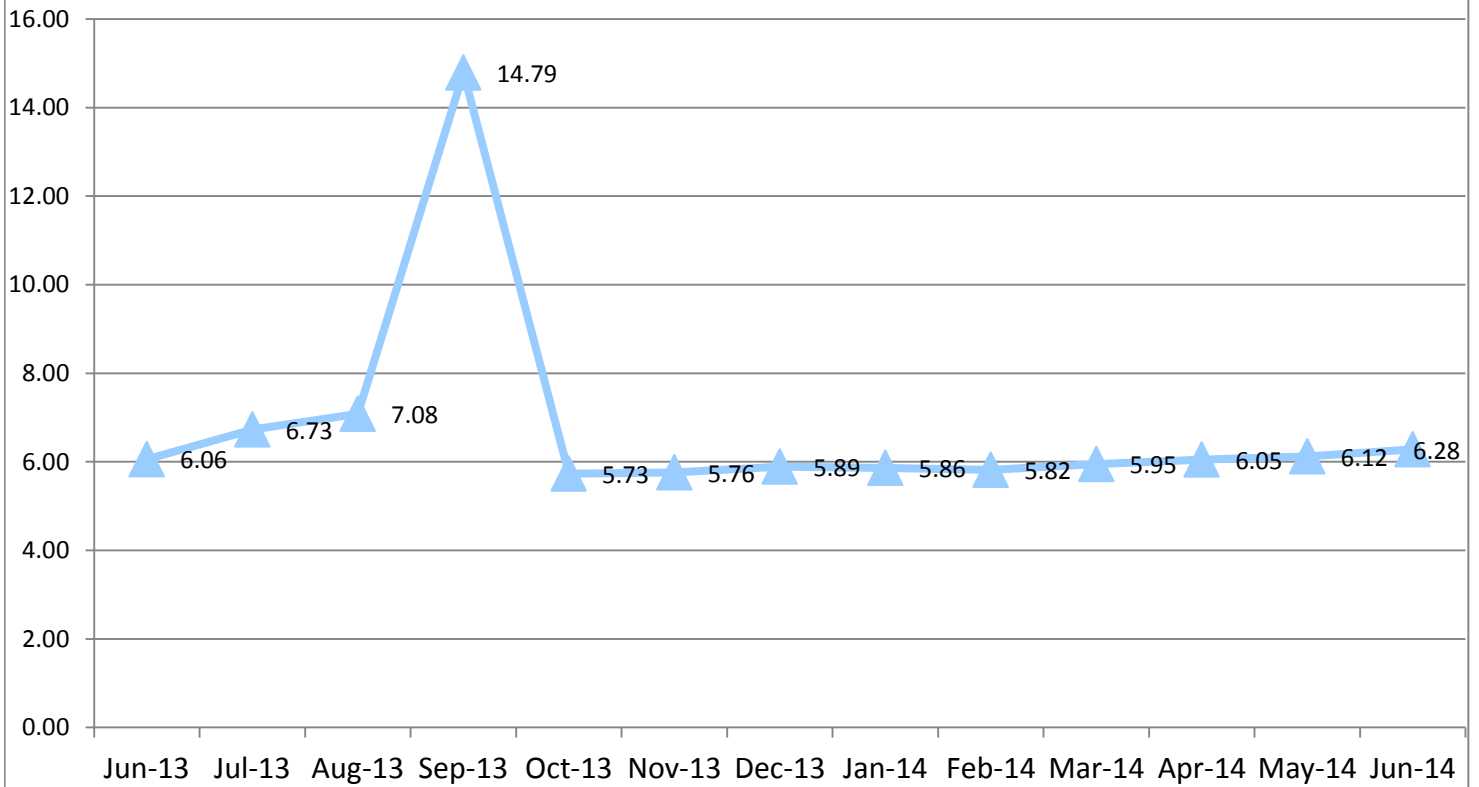
16-18 year old Not Known % Trends	Jun-14	May-14	Apr-14	Mar-14	Feb-14	Jan-14	Dec-13	Nov-13	Oct-13	Sep-13	Aug-13	Jul-13	Jun-13
Kent	11.72	10.20	8.67	5.80	4.69	4.60	6.60	14.06	27.56	77.67	11.70	11.65	2.70
Ashford	10.12	8.33	7.57	3.67	2.45	2.02	4.33	10.25	22.39	74.34	15.88	14.44	2.67
Canterbury	8.36	7.92	5.48	3.11	2.25	1.97	2.70	5.91	16.39	88.03	11.40	11.44	2.89
Dartford	13.85	12.18	11.20	9.18	9.04	8.42	13.34	36.11	53.55	82.14	11.63	11.44	1.57
Dover	8.73	7.78	6.95	1.63	0.84	0.89	1.40	2.01	18.11	69.16	4.43	9.32	0.88
Gravesham	14.57	12.69	12.33	10.06	8.95	9.50	14.73	24.28	44.19	85.96	12.70	12.03	4.44
Maidstone	13.31	10.68	9.10	6.70	5.15	4.81	7.26	18.11	29.12	69.22	14.88	13.53	2.24
Sevenoaks	12.33	9.19	8.45	6.58	5.69	7.43	9.98	26.86	39.64	84.93	10.68	10.66	1.56
Shepway	13.15	12.22	11.18	8.09	6.70	5.96	7.39	11.78	21.10	73.88	10.31	10.83	2.22
Swale	13.21	11.69	8.06	4.84	3.05	2.28	3.34	7.03	20.81	71.04	13.00	12.64	3.53
Thanet	8.79	8.07	6.79	3.23	2.66	2.44	3.98	7.23	16.72	77.24	10.94	10.79	4.60
Tonbridge & Malling	13.61	12.37	11.05	9.00	7.77	8.54	9.71	15.29	30.18	83.42	11.40	10.97	2.54
Tunbridge Wells	11.43	9.82	7.40	5.36	3.99	3.56	4.62	13.45	31.96	77.75	10.86	10.33	2.38

NEETs based on length of time in NEET					
	0-6 weeks	7-13 weeks	14-26 weeks	27-52 weeks	52+ weeks
Kent	74	90	334	1423	868
Ashford	4	14	34	126	61
Canterbury	11	6	23	107	66
Dartford	4	5	24	104	48
Dover	3	9	46	141	74
Gravesham	11	7	24	108	82
Maidstone	11	11	36	132	75
Sevenoaks	6	2	8	52	40
Shepway	1	9	34	105	86
Swale	6	13	41	178	105
Thanet	10	6	34	200	126
Tonbridge & Malling	2	3	16	77	69
Tunbridge Wells	5	5	14	93	36

Progress RPA - Participating	
% Age 16	% Age 17
92.62%	83.56%
92.20%	83.59%
94.02%	86.33%
92.24%	82.26%
92.89%	84.29%
91.54%	81.97%
92.93%	83.43%
92.74%	86.44%
90.88%	81.16%
91.36%	79.37%
92.50%	84.10%
94.46%	84.14%
93.60%	86.31%

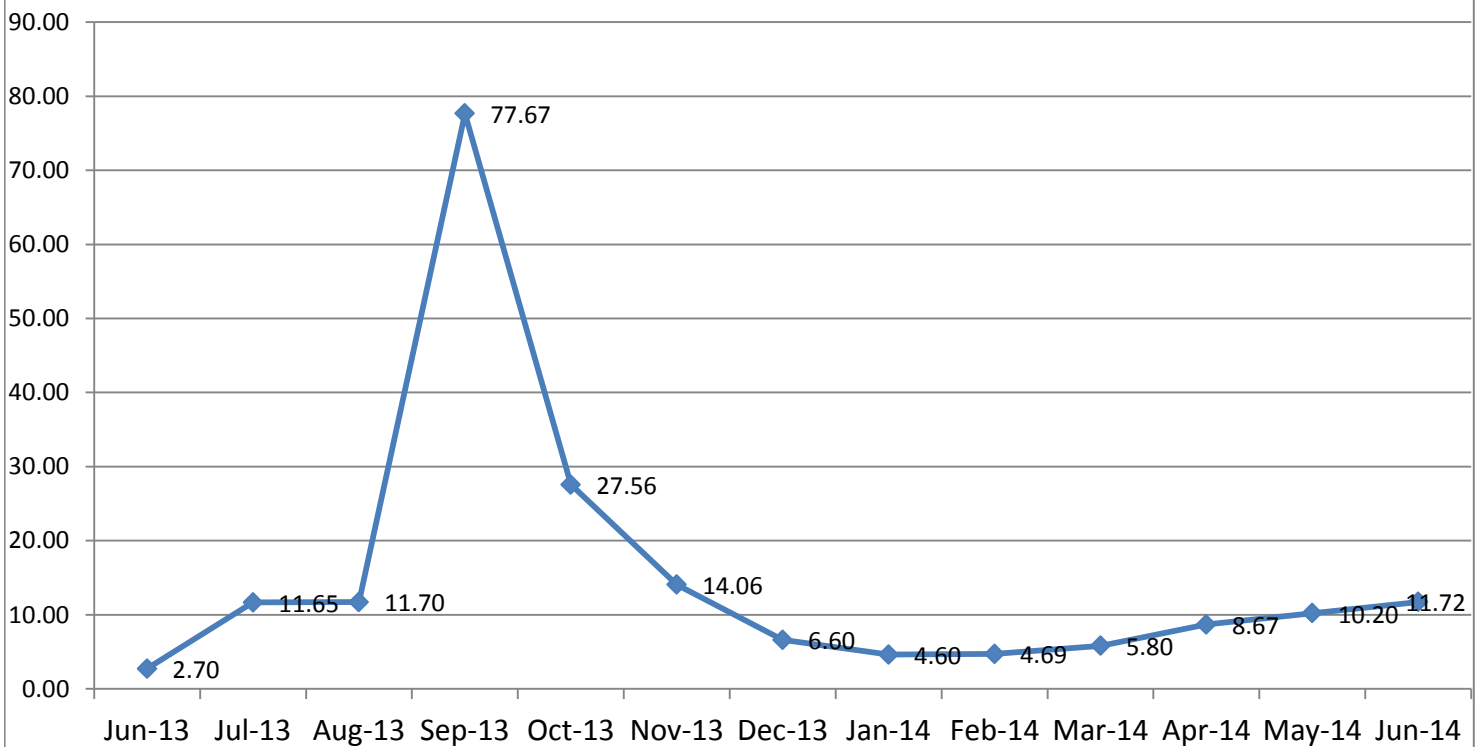
Kent NEET % trends

16-18 year old NEET % Trends



Kent Not Known % trends

16-18 year old Not Known % Trends



Education and Young People's Services Performance Management

NEET Monthly Report - Kent

16-18 year old cohort by Vulnerable Group	Jun-14	May-14	Apr-14	Mar-14	Feb-14	Jan-14	Dec-13	Nov-13	Oct-13	Sep-13	Aug-13	Jul-13	Jun-13
Children in Care	714	698	701	699	700	704	706	711	731	736	715	716	718
Caring for own child	533	531	530	527	512	502	482	444	409	385	816	767	767
Asylum seeker	79	78	78	78	79	79	83	85	93	93	150	151	151
Carer not own child	84	86	86	85	83	84	84	82	80	79	112	111	110
Substance Misuse	160	163	162	161	161	159	160	158	157	156	161	163	161
Care Leaver	61	62	63	63	61	60	59	58	56	55	134	135	135
Supervised by YOT	181	201	204	204	202	197	320	315	322	329	285	281	301
Pregnancy	190	184	176	176	179	179	180	183	170	140	190	192	206
Parent not caring for own child	23	23	23	23	22	22	21	19	20	20	36	35	35
SEND (16-18 year olds)	2098	2099	2113	2114	2112	2117	2124	2119	2135	2143	2104	2113	2118
SEND (19-24 year olds)	3312	3377	3871	3464	3506	3542	3595	3640	3685	3728	3028	3096	3158

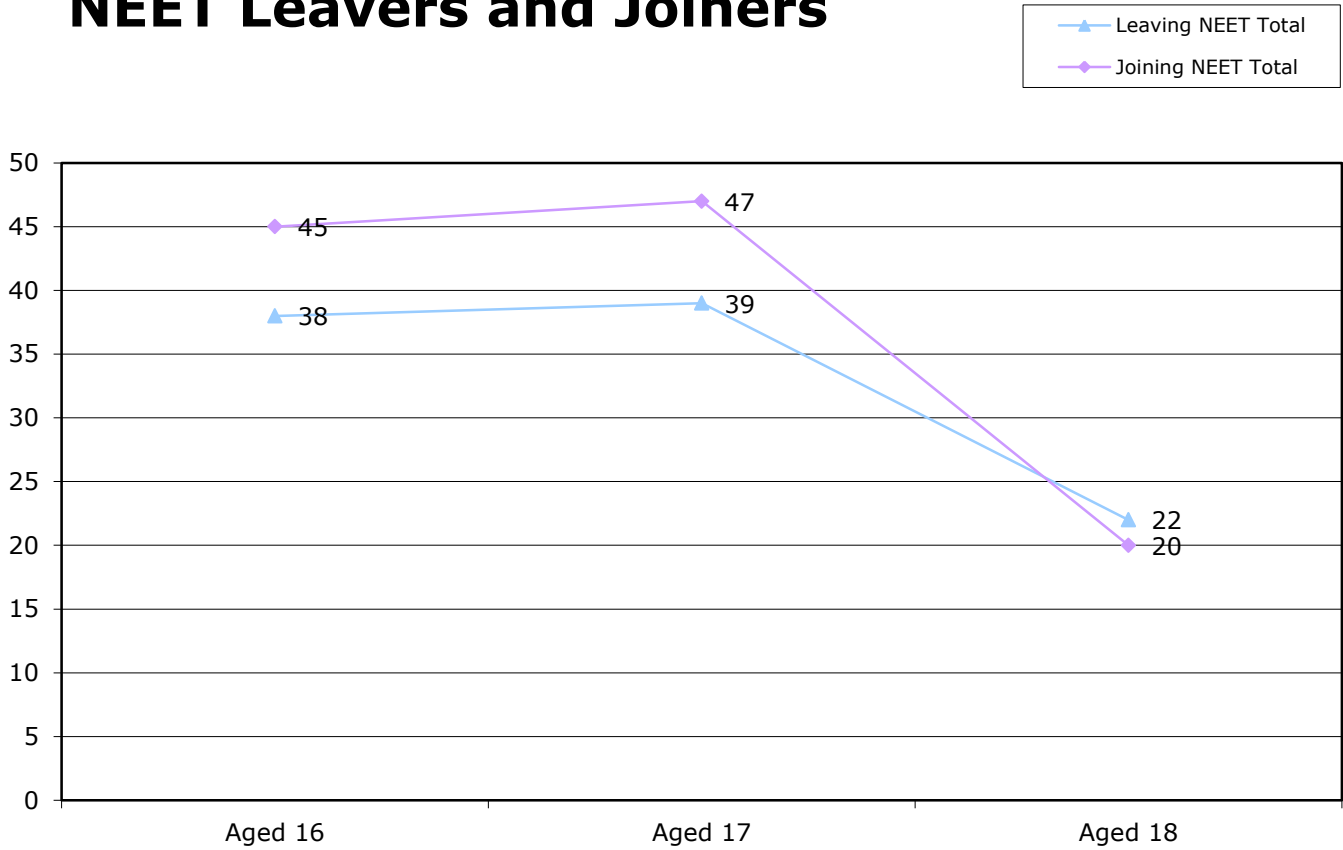
16-18 year old NEET by Vulnerable Group	Jun-14	May-14	Apr-14	Mar-14	Feb-14	Jan-14	Dec-13	Nov-13	Oct-13	Sep-13	Aug-13	Jul-13	Jun-13
Children in Care	159	154	158	154	147	151	146	130	119	119	151	128	126
Caring for own child	383	382	382	383	371	375	354	315	279	265	569	547	531
Asylum seeker	4	4	5	6	5	5	7	6	5	7	9	9	11
Carer not own child	28	28	29	28	27	27	28	22	20	19	43	43	41
Substance Misuse	60	60	59	57	54	55	53	49	43	42	58	51	53
Care Leaver	31	32	33	33	29	29	25	23	25	23	67	63	67
Supervised by YOT	77	80	85	79	72	76	111	96	97	100	97	88	93
Pregnancy	135	131	121	121	122	126	128	129	112	89	120	122	135
Parent not caring for own child	12	12	12	11	12	13	10	8	11	10	19	17	17
SEND (16-18 year olds)	256	252	258	258	249	244	233	215	190	170	290	263	270
SEND (19-24 year olds)	735	748	822	760	765	772	777	779	788	826	702	713	711

16-18 year old Not Knowns by Vulnerable Group	Jun-14	May-14	Apr-14	Mar-14	Feb-14	Jan-14	Dec-13	Nov-13	Oct-13	Sep-13	Aug-13	Jul-13	Jun-13
Children in Care	87	72	75	45	37	41	60	95	199	465	82	83	30
Caring for own child	52	39	37	23	19	14	20	27	40	59	75	75	36
Asylum seeker	23	19	20	15	13	13	15	22	41	70	32	32	14
Carer not own child	8	8	7	5	4	4	5	11	17	46	14	14	4
Substance Misuse	32	29	30	14	8	7	13	22	40	73	22	24	11
Care Leaver	13	13	11	7	4	4	4	5	8	19	22	22	9
Supervised by YOT	25	27	16	8	5	4	18	26	53	117	34	34	20
Pregnancy	13	11	11	6	5	4	6	11	23	33	19	18	10
Parent not caring for own child	4	3	3	2	2	2	3	2	2	4	5	5	4
SEND (16-18 year olds)	183	180	195	121	105	107	145	208	480	1557	215	183	47
SEND (19-24 year olds)	2086	2153	2271	2190	2210	2223	2232	2222	2337	2595	1788	1766	1630

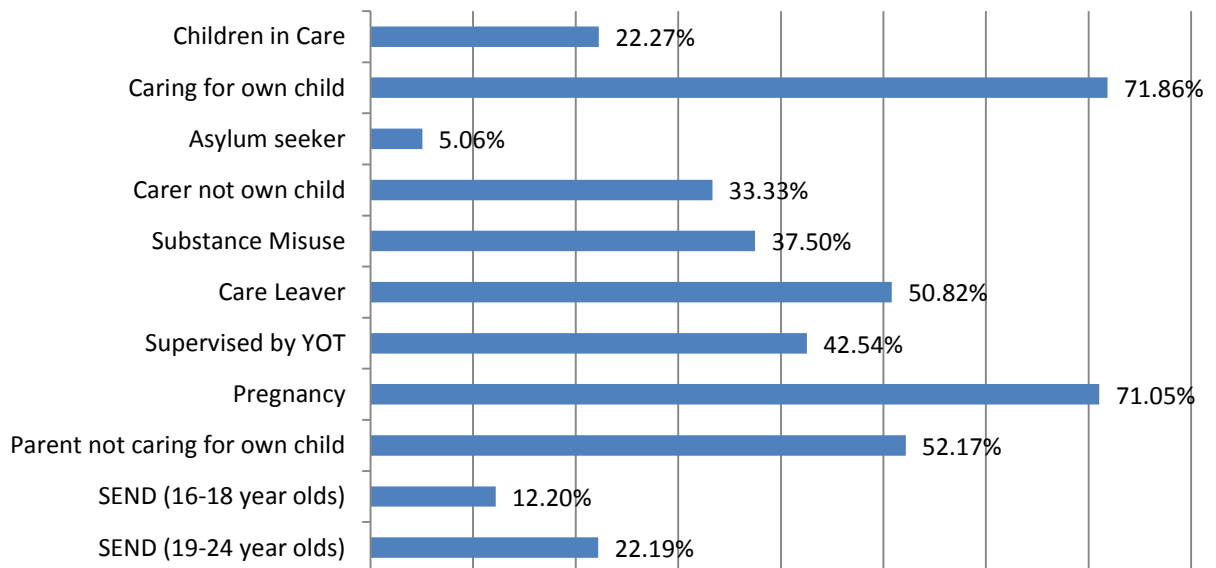
16-18 Year old NEET Leavers & Joiners	Aged 16	Aged 17	Aged 18	16-18 Total	Aged 19
Leaving NEET Total	38	39	22	99	101
Education	3	0	0	3	0
Employment	20	34	12	66	1
Government supported training	13	5	8	26	1
Re-engagement Provision	0	0	0	0	0
NEET in other area	2	0	2	4	0
Custodial Sentence	0	0	0	0	0
Moved Away	0	0	0	0	99
Cannot Be Contacted	0	0	0	0	0
Refused to disclose activity	0	0	0	0	0
Unknown Activity	0	0	0	0	0
Other Reason	0	0	0	0	0
Joining NEET Total	45	47	20	112	0
Education	19	7	3	29	0
Employment	4	3	1	8	0
Government supported training	5	3	0	8	0
Re-engagement Provision	0	1	0	1	0
NEET in other area	0	0	0	0	0
Other (inc custodial sentence)	17	33	16	66	0
Joiners>Leavers	-7	-8	2	-13	101

16-18 Year Old NEET Labour Market Summary	No	%
Available:		
Working not for reward	41	1.89%
Not yet ready for work or learning	154	7.08%
Start Date agreed	33	1.52%
Seeking EET	1947	89.52%
Available Total	2175	100%
Unavailable:		
Young carers	13	2.12%
Teenage parents	318	51.79%
Illness	200	32.57%
Pregnancy	73	11.89%
Religious grounds	0	0.00%
Unlikely to be economically active	10	1.63%
Other reason	0	0.00%
Unavailable Total	614	100%

NEET Leavers and Joiners



% of Vulnerable Cohorts who are NEET



Education and Young People's Services Performance Management

NEET Monthly Report - Ashford

16-18 year old cohort by Vulnerable Group	Jun-14	May-14	Apr-14	Mar-14	Feb-14	Jan-14	Dec-13	Nov-13	Oct-13	Sep-13	Aug-13	Jul-13	Jun-13
Children in Care	70	70	70	72	70	71	72	70	77	76	65	65	65
Caring for own child	34	34	34	34	32	32	32	30	28	27	69	51	66
Asylum seeker	10	10	10	10	10	10	10	11	12	10	18	19	19
Carer not own child	9	9	9	9	9	9	9	9	8	7	8	8	8
Substance Misuse	12	12	12	12	11	11	11	9	6	7	9	9	9
Care Leaver	9	9	10	10	11	11	9	10	9	9	17	16	16
Supervised by YOT	11	13	13	13	12	12	17	17	20	18	16	16	15
Pregnancy	14	14	13	13	14	12	9	9	6	7	18	20	19
Parent not caring for own child	2	2	2	2	2	2	2	2	2	2	6	6	6
SEND (16-18 year olds)	174	174	175	176	176	174	175	187	194	190	167	166	166
SEND (19-24 year olds)	257	263	319	276	277	280	282	283	286	287	238	243	249

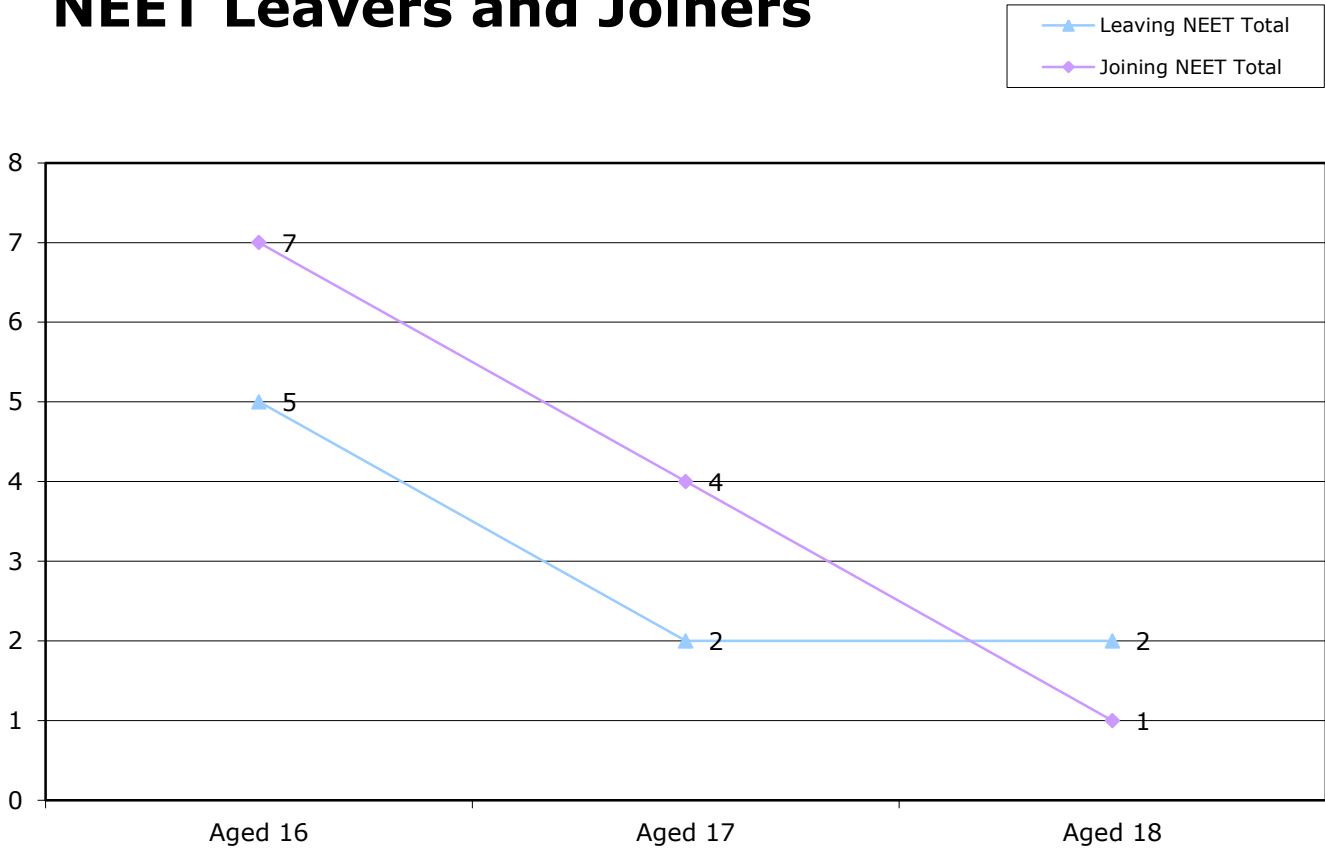
16-18 year old NEET by Vulnerable Group	Jun-14	May-14	Apr-14	Mar-14	Feb-14	Jan-14	Dec-13	Nov-13	Oct-13	Sep-13	Aug-13	Jul-13	Jun-13
Children in Care	17	17	15	15	13	16	16	11	13	12	12	11	11
Caring for own child	21	21	22	22	20	22	23	22	20	20	47	40	48
Asylum seeker	0	0	0	0	0	0	0	0	1	1	2	3	3
Carer not own child	2	2	2	1	1	1	1	1	1	1	3	3	3
Substance Misuse	6	6	6	6	5	5	3	2	2	3	3	3	3
Care Leaver	6	6	7	7	8	9	6	4	5	6	10	7	9
Supervised by YOT	4	4	4	4	3	3	4	4	8	6	5	4	4
Pregnancy	9	10	9	9	8	8	6	5	3	5	10	12	13
Parent not caring for own child	1	1	1	1	1	1	1	1	1	1	3	2	2
SEND (16-18 year olds)	22	23	22	23	23	21	21	19	16	13	24	20	21
SEND (19-24 year olds)	37	37	45	37	38	38	38	38	39	42	29	28	31

16-18 year old Not Known by Vulnerable Group	Jun-14	May-14	Apr-14	Mar-14	Feb-14	Jan-14	Dec-13	Nov-13	Oct-13	Sep-13	Aug-13	Jul-13	Jun-13
Children in Care	6	5	11	7	6	7	10	9	19	46	12	11	5
Caring for own child	8	4	6	1	1	1	2	0	0	3	3	3	1
Asylum seeker	2	2	3	2	2	2	2	1	4	6	7	6	4
Carer not own child	1	1	1	1	0	0	0	0	0	5	3	3	2
Substance Misuse	0	0	0	0	0	0	0	0	1	3	2	2	1
Care Leaver	2	1	1	0	0	0	0	0	0	1	3	2	0
Supervised by YOT	2	1	2	0	0	0	0	1	1	9	5	5	3
Pregnancy	1	1	1	0	0	0	0	1	1	1	2	2	0
Parent not caring for own child	1	1	1	1	1	1	1	1	1	1	3	4	3
SEND (16-18 year olds)	16	14	14	10	10	9	16	17	51	124	24	21	6
SEND (19-24 year olds)	186	191	202	198	195	198	200	196	207	237	177	177	165

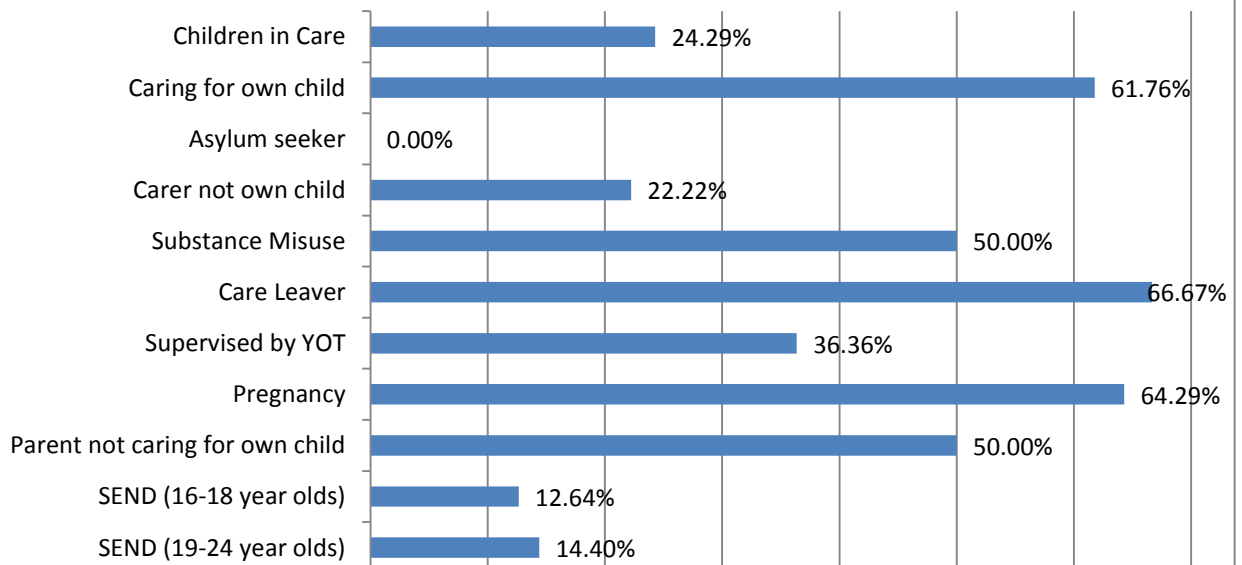
16-18 Year old NEET Leavers & Joiners	Aged 16	Aged 17	Aged 18	16-18 Total	Aged 19
Leaving NEET Total	5	2	2	9	9
Education	0	0	0	0	0
Employment	3	1	2	6	0
Government supported training	2	1	0	3	0
Re-engagement Provision	0	0	0	0	0
NEET in other area	0	0	0	0	0
Custodial Sentence	0	0	0	0	0
Moved Away	0	0	0	0	9
Cannot Be Contacted	0	0	0	0	0
Refused to disclose activity	0	0	0	0	0
Unknown Activity	0	0	0	0	0
Other Reason	0	0	0	0	0
Joining NEET Total	7	4	1	12	0
Education	1	0	1	2	0
Employment	1	1	0	2	0
Government supported training	1	0	0	1	0
Re-engagement Provision	0	0	0	0	0
NEET in other area	0	0	0	0	0
Other (inc custodial sentence)	4	3	0	7	0
Joiners>Leavers	-2	-2	1	-3	9

16-18 Year Old NEET Labour Market Summary	No	%
Available:		
Working not for reward	3	1.46%
Not yet ready for work or learning	10	4.88%
Start Date agreed	8	3.90%
Seeking EET	184	89.76%
Available Total	205	100%
Unavailable:		
Young carers	0	0.00%
Teenage parents	20	58.82%
Illness	10	29.41%
Pregnancy	4	11.76%
Religious grounds	0	0.00%
Unlikely to be economically active	0	0.00%
Other reason	0	0.00%
Unavailable Total	34	100%

NEET Leavers and Joiners



% of Vulnerable Cohorts who are NEET



Education and Young People's Services Performance Management
NEET Monthly Report - Canterbury

16-18 year old cohort by Vulnerable Group	Jun-14	May-14	Apr-14	Mar-14	Feb-14	Jan-14	Dec-13	Nov-13	Oct-13	Sep-13	Aug-13	Jul-13	Jun-13
Children in Care	92	91	92	91	93	93	94	98	105	102	98	99	99
Caring for own child	37	36	36	36	35	36	33	28	28	28	52	35	50
Asylum seeker	13	12	12	12	12	12	13	15	18	18	27	27	27
Carer not own child	5	5	5	5	5	5	5	5	5	5	4	4	4
Substance Misuse	13	13	13	14	14	14	14	14	14	15	12	12	12
Care Leaver	1	1	1	2	2	2	2	1	1	0	10	10	10
Supervised by YOT	17	19	19	19	19	17	20	14	15	24	15	17	18
Pregnancy	14	14	14	14	13	14	16	16	12	10	17	16	18
Parent not caring for own child	1	1	1	1	1	1	1	1	1	1	1	1	1
SEND (16-18 year olds)	220	219	219	219	219	221	222	219	222	217	198	200	198
SEND (19-24 year olds)	297	305	338	310	311	317	327	333	335	338	274	277	284

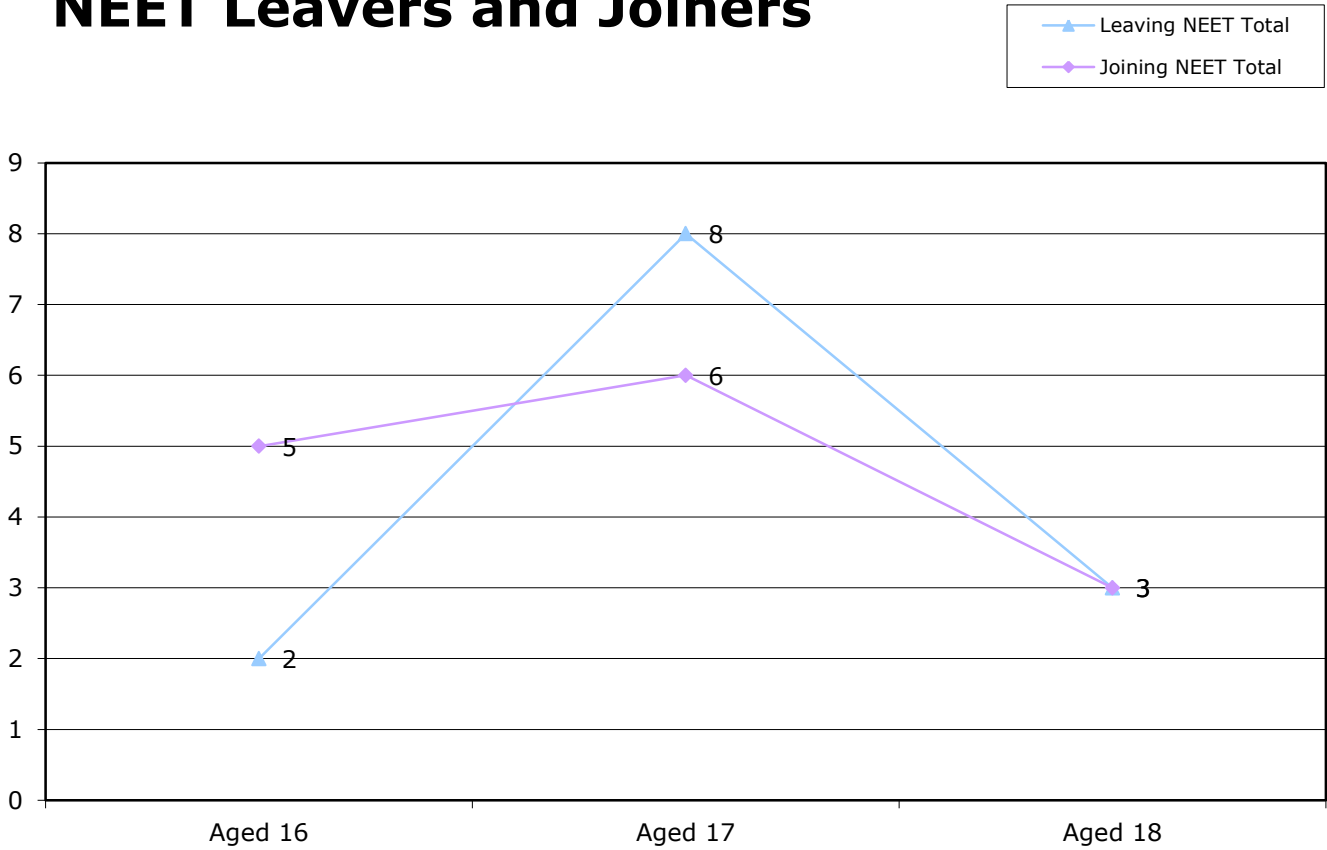
16-18 year old NEET by Vulnerable Group	Jun-14	May-14	Apr-14	Mar-14	Feb-14	Jan-14	Dec-13	Nov-13	Oct-13	Sep-13	Aug-13	Jul-13	Jun-13
Children in Care	10	10	9	9	10	12	11	10	9	10	16	13	14
Caring for own child	25	24	24	25	23	24	21	17	18	19	37	36	34
Asylum seeker	0	0	0	0	0	1	1	1	0	0	1	0	0
Carer not own child	1	1	1	1	1	2	2	2	2	2	2	2	2
Substance Misuse	3	3	3	4	4	4	3	3	3	5	5	5	5
Care Leaver	0	0	0	1	1	1	1	1	1	0	5	5	5
Supervised by YOT	5	5	11	4	4	7	5	3	6	9	4	4	5
Pregnancy	11	11	0	11	11	12	13	14	10	8	12	12	14
Parent not caring for own child	0	0	0	0	1	1	1	1	1	1	0	0	0
SEND (16-18 year olds)	24	22	20	21	21	21	23	19	16	17	29	30	31
SEND (19-24 year olds)	75	77	80	79	80	81	85	86	88	91	79	79	77

16-18 year old Not Known by Vulnerable Group	Jun-14	May-14	Apr-14	Mar-14	Feb-14	Jan-14	Dec-13	Nov-13	Oct-13	Sep-13	Aug-13	Jul-13	Jun-13
Children in Care	12	10	9	6	4	4	4	9	25	72	9	11	3
Caring for own child	5	1	0	0	0	0	0	3	3	5	10	9	4
Asylum seeker	2	1	1	1	0	0	0	3	7	14	4	5	3
Carer not own child	0	0	0	0	0	0	0	0	0	2	0	0	0
Substance Misuse	1	0	0	0	0	0	0	1	2	7	0	0	2
Care Leaver	1	1	1	1	0	0	0	0	0	0	1	1	0
Supervised by YOT	2	3	0	1	0	0	0	0	0	8	1	1	2
Pregnancy	0	0	0	0	0	0	0	0	0	1	1	1	1
Parent not caring for own child	0	0	0	0	0	0	0	0	0	0	1	1	1
SEND (16-18 year olds)	16	17	12	8	7	7	9	15	45	167	15	14	5
SEND (19-24 year olds)	176	189	195	194	194	193	189	188	190	212	154	144	140

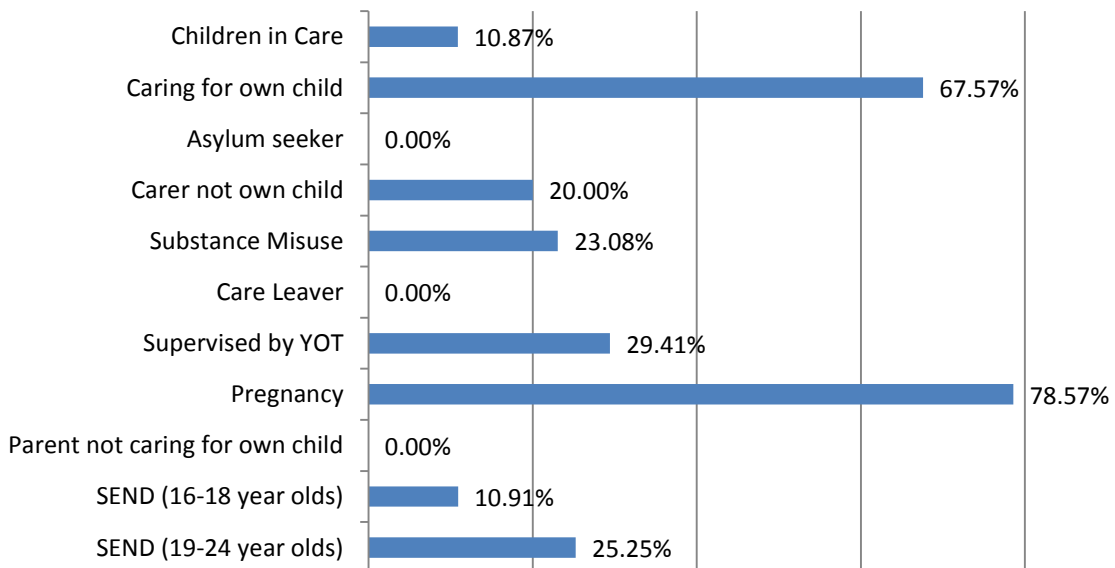
16-18 Year old NEET Leavers & Joiners	Aged 16	Aged 17	Aged 18	16-18 Total	Aged 19
Leaving NEET Total	2	8	3	13	5
Education	0	0	0	0	0
Employment	2	7	2	11	1
Government supported training	0	1	0	1	0
Re-engagement Provision	0	0	0	0	0
NEET in other area	0	0	1	1	0
Custodial Sentence	0	0	0	0	0
Moved Away	0	0	0	0	4
Cannot Be Contacted	0	0	0	0	0
Refused to disclose activity	0	0	0	0	0
Unknown Activity	0	0	0	0	0
Other Reason	0	0	0	0	0
Joining NEET Total	5	6	3	14	0
Education	4	0	0	4	0
Employment	0	1	0	1	0
Government supported training	0	0	0	0	0
Re-engagement Provision	0	0	0	0	0
NEET in other area	0	0	0	0	0
Other (inc custodial sentence)	1	5	3	9	0
Joiners>Leavers	-3	2	0	-1	5

16-18 Year Old NEET Labour Market Summary	No	%
Available:		
Working not for reward	2	1.25%
Not yet ready for work or learning	8	5.00%
Start Date agreed	1	0.63%
Seeking EET	149	93.13%
Available Total	160	100%
Unavailable:		
Young carers	0	0.00%
Teenage parents	20	37.74%
Illness	29	54.72%
Pregnancy	4	7.55%
Religious grounds	0	0.00%
Unlikely to be economically active	0	0.00%
Other reason	0	0.00%
Unavailable Total	53	100%

NEET Leavers and Joiners



% of Vulnerable Cohorts who are NEET



Education and Young People's Services Performance Management

NEET Monthly Report - Dartford

16-18 year old cohort by Vulnerable Group	Jun-14	May-14	Apr-14	Mar-14	Feb-14	Jan-14	Dec-13	Nov-13	Oct-13	Sep-13	Aug-13	Jul-13	Jun-13
Children in Care	27	27	28	25	24	25	25	25	25	25	25	23	22
Caring for own child	21	21	21	21	21	21	19	18	18	17	36	35	32
Asylum seeker	0	0	0	0	0	0	0	0	0	0	2	2	2
Carer not own child	6	7	7	7	7	7	7	6	5	5	10	10	10
Substance Misuse	4	4	4	4	5	5	4	4	4	4	5	5	5
Care Leaver	2	2	2	2	2	2	1	1	1	1	3	3	3
Supervised by YOT	10	11	12	10	10	11	21	21	20	21	23	18	18
Pregnancy	8	7	7	7	8	9	9	9	10	10	13	13	15
Parent not caring for own child	0	0	0	0	0	0	0	0	0	0	0	0	0
SEND (16-18 year olds)	128	128	131	129	128	128	129	127	137	121	145	143	145
SEND (19-24 year olds)	216	220	252	223	228	230	233	238	241	248	192	197	202

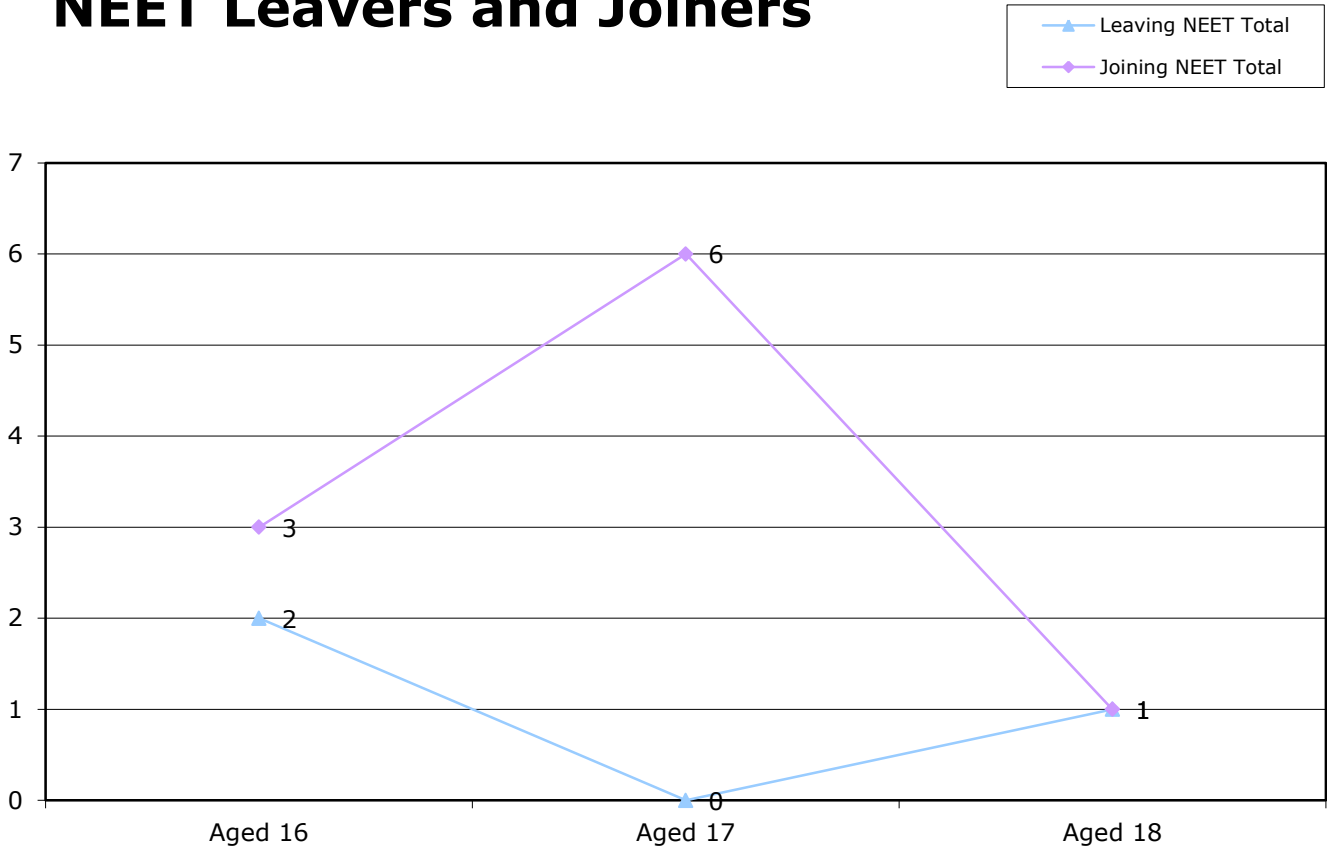
16-18 year old NEET by Vulnerable Group	Jun-14	May-14	Apr-14	Mar-14	Feb-14	Jan-14	Dec-13	Nov-13	Oct-13	Sep-13	Aug-13	Jul-13	Jun-13
Children in Care	4	5	5	3	3	3	2	2	3	2	2	2	3
Caring for own child	19	19	19	19	19	19	17	16	15	14	30	29	26
Asylum seeker	0	0	0	0	0	0	0	0	0	0	0	0	0
Carer not own child	3	3	3	3	3	3	3	1	0	0	1	1	1
Substance Misuse	2	2	2	2	3	3	2	2	2	2	2	2	2
Care Leaver	1	1	1	1	1	1	0	0	0	0	2	2	2
Supervised by YOT	3	3	4	0	0	1	6	5	5	7	9	7	7
Pregnancy	6	5	5	5	5	7	6	6	6	6	8	8	10
Parent not caring for own child	0	0	0	0	0	0	0	0	0	0	0	0	0
SEND (16-18 year olds)	12	13	12	10	9	10	11	9	10	7	10	9	9
SEND (19-24 year olds)	37	38	42	40	40	41	42	42	42	48	43	43	44

16-18 year old Not Knowns by Vulnerable Group	Jun-14	May-14	Apr-14	Mar-14	Feb-14	Jan-14	Dec-13	Nov-13	Oct-13	Sep-13	Aug-13	Jul-13	Jun-13
Children in Care	6	7	6	5	3	3	5	8	11	17	2	3	1
Caring for own child	1	0	0	0	0	0	0	0	2	2	2	2	1
Asylum seeker	0	0	0	0	0	0	0	0	0	0	0	0	0
Carer not own child	1	1	1	1	1	1	1	4	4	5	3	3	0
Substance Misuse	1	1	1	1	0	0	0	0	0	0	2	2	0
Care Leaver	1	1	1	1	1	1	1	1	1	1	1	1	0
Supervised by YOT	0	1	0	0	0	0	1	3	5	8	3	4	2
Pregnancy	0	0	0	0	1	0	1	2	3	4	3	3	1
Parent not caring for own child	0	0	0	0	0	0	0	0	0	0	0	0	0
SEND (16-18 year olds)	10	9	10	7	8	7	12	22	47	104	15	9	6
SEND (19-24 year olds)	146	149	154	145	150	152	151	157	175	188	123	128	120

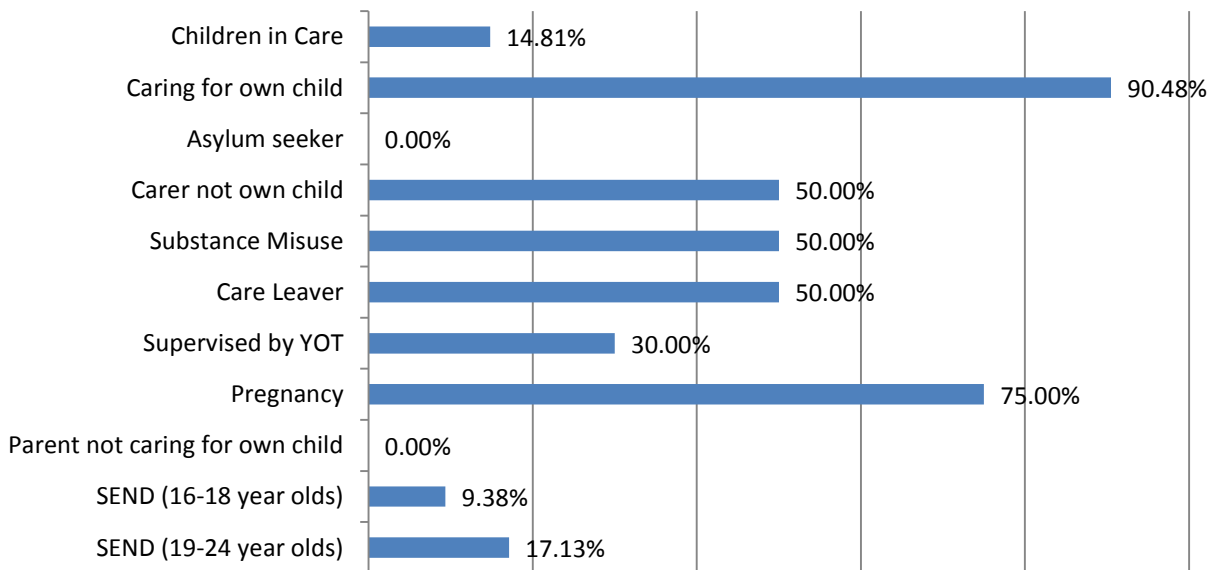
16-18 Year old NEET Leavers & Joiners	Aged 16	Aged 17	Aged 18	16-18 Total	Aged 19
Leaving NEET Total	2	0	1	3	10
Education	0	0	0	0	0
Employment	1	0	0	1	0
Government supported training	1	0	1	2	0
Re-engagement Provision	0	0	0	0	0
NEET in other area	0	0	0	0	0
Custodial Sentence	0	0	0	0	0
Moved Away	0	0	0	0	10
Cannot Be Contacted	0	0	0	0	0
Refused to disclose activity	0	0	0	0	0
Unknown Activity	0	0	0	0	0
Other Reason	0	0	0	0	0
Joining NEET Total	3	6	1	10	0
Education	0	0	0	0	0
Employment	0	1	0	1	0
Government supported training	0	0	0	0	0
Re-engagement Provision	0	0	0	0	0
NEET in other area	0	0	0	0	0
Other (inc custodial sentence)	3	5	1	9	0
Joiners>Leavers	-1	-6	0	-7	10

16-18 Year Old NEET Labour Market Summary	No	%
Available:		
Working not for reward	1	0.63%
Not yet ready for work or learning	6	3.80%
Start Date agreed	1	0.63%
Seeking EET	150	94.94%
Available Total	158	100%
Unavailable:		
Young carers	2	7.41%
Teenage parents	15	55.56%
Illness	6	22.22%
Pregnancy	4	14.81%
Religious grounds	0	0.00%
Unlikely to be economically active	0	0.00%
Other reason	0	0.00%
Unavailable Total	27	100%

NEET Leavers and Joiners



% of Vulnerable Cohorts who are NEET



Education and Young People's Services Performance Management
NEET Monthly Report - Dover

16-18 year old cohort by Vulnerable Group	Jun-14	May-14	Apr-14	Mar-14	Feb-14	Jan-14	Dec-13	Nov-13	Oct-13	Sep-13	Aug-13	Jul-13	Jun-13
Children in Care	60	59	61	62	61	61	62	62	64	64	54	53	52
Caring for own child	64	64	64	64	62	59	59	59	53	50	84	83	81
Asylum seeker	6	6	6	6	6	6	7	7	7	7	8	8	7
Carer not own child	7	7	7	7	6	7	7	7	6	6	8	8	8
Substance Misuse	35	35	35	34	34	34	33	31	31	28	33	34	36
Care Leaver	5	4	4	3	4	4	6	5	7	8	13	13	15
Supervised by YOT	27	27	27	27	27	26	40	43	41	32	24	24	42
Pregnancy	23	21	19	19	20	22	23	21	22	18	19	20	17
Parent not caring for own child	4	4	4	4	4	4	4	2	2	3	3	3	3
SEND (16-18 year olds)	171	170	173	174	172	172	173	178	176	185	166	167	166
SEND (19-24 year olds)	311	316	344	319	323	329	334	335	337	340	281	286	296

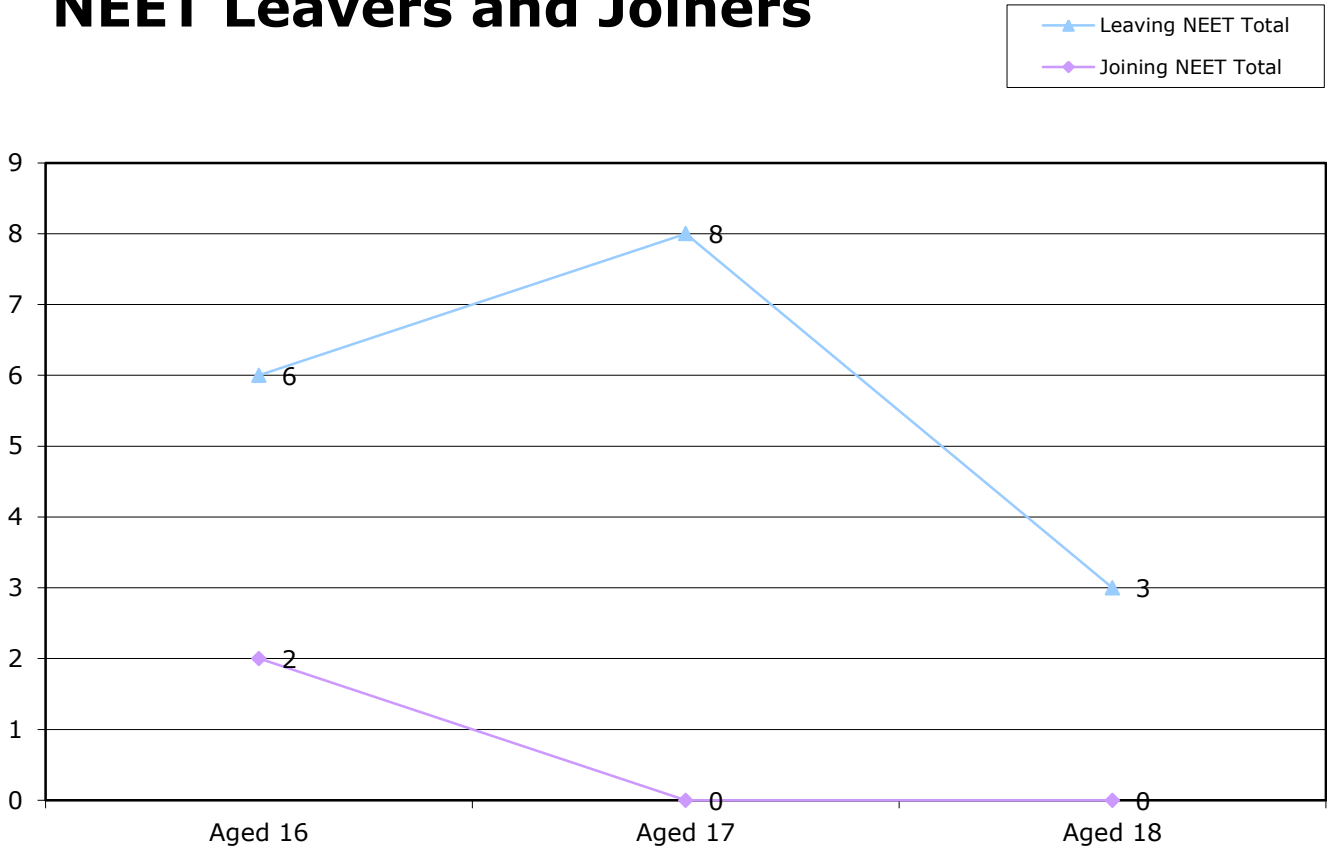
16-18 year old NEET by Vulnerable Group	Jun-14	May-14	Apr-14	Mar-14	Feb-14	Jan-14	Dec-13	Nov-13	Oct-13	Sep-13	Aug-13	Jul-13	Jun-13
Children in Care	17	15	19	20	15	16	16	14	11	9	9	9	8
Caring for own child	44	44	44	45	41	40	41	41	31	34	59	59	57
Asylum seeker	0	0	0	0	0	0	1	1	0	0	0	0	0
Carer not own child	3	3	3	3	2	3	3	2	1	1	3	3	3
Substance Misuse	13	13	13	11	10	11	13	11	10	9	13	9	11
Care Leaver	3	2	2	1	1	1	2	2	2	3	7	7	8
Supervised by YOT	14	12	14	13	12	14	20	18	16	11	15	14	15
Pregnancy	17	16	14	14	14	16	18	17	15	12	13	15	10
Parent not caring for own child	2	2	2	2	2	3	3	1	1	1	1	1	1
SEND (16-18 year olds)	29	28	31	29	24	23	23	22	20	21	30	25	25
SEND (19-24 year olds)	86	87	96	86	87	86	86	83	84	87	78	82	86

16-18 year old Not Known by Vulnerable Group	Jun-14	May-14	Apr-14	Mar-14	Feb-14	Jan-14	Dec-13	Nov-13	Oct-13	Sep-13	Aug-13	Jul-13	Jun-13
Children in Care	5	4	4	0	0	0	0	0	12	34	5	6	0
Caring for own child	2	2	2	0	0	0	1	1	4	9	1	4	2
Asylum seeker	2	2	3	1	1	1	1	1	2	6	0	1	0
Carer not own child	0	0	1	0	0	0	0	0	1	4	0	0	0
Substance Misuse	9	9	8	2	1	1	1	1	8	13	2	5	1
Care Leaver	0	0	0	0	0	0	0	0	2	4	1	2	1
Supervised by YOT	2	1	0	0	0	0	0	0	4	6	0	0	0
Pregnancy	2	2	1	0	0	0	0	0	4	2	0	0	0
Parent not caring for own child	1	0	0	0	0	0	0	0	0	0	0	0	0
SEND (16-18 year olds)	5	5	10	1	0	0	0	0	27	127	12	11	1
SEND (19-24 year olds)	190	195	199	196	199	204	209	209	211	238	181	172	166

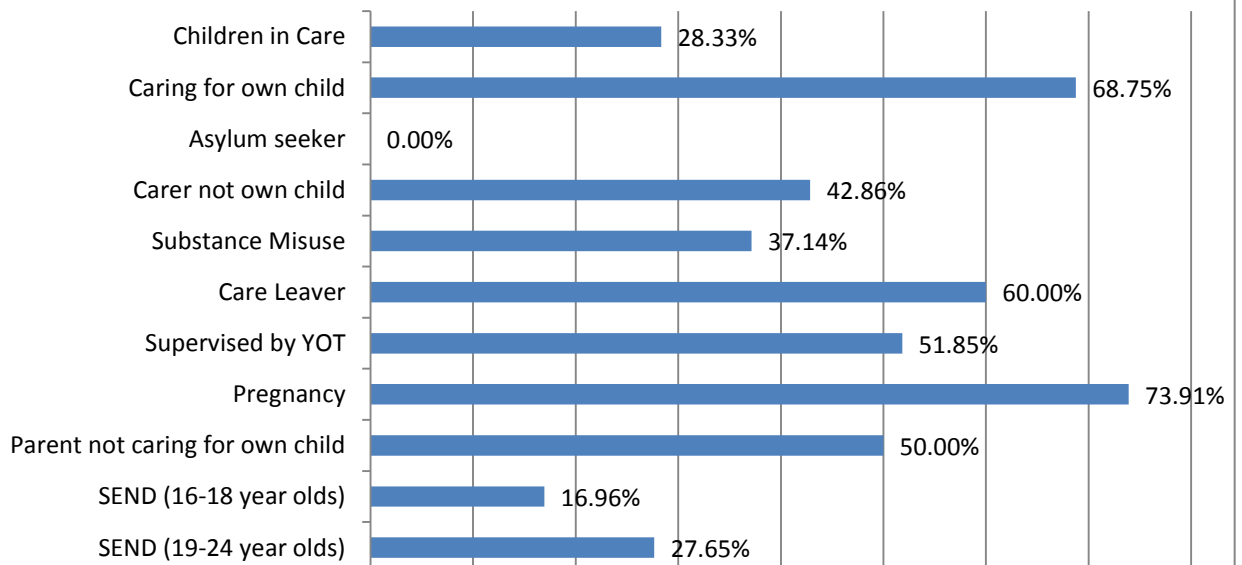
16-18 Year old NEET Leavers & Joiners	Aged 16	Aged 17	Aged 18	16-18 Total	Aged 19
Leaving NEET Total	6	8	3	17	3
Education	0	0	0	0	0
Employment	3	6	1	10	0
Government supported training	3	2	1	6	0
Re-engagement Provision	0	0	0	0	0
NEET in other area	0	0	1	1	0
Custodial Sentence	0	0	0	0	0
Moved Away	0	0	0	0	3
Cannot Be Contacted	0	0	0	0	0
Refused to disclose activity	0	0	0	0	0
Unknown Activity	0	0	0	0	0
Other Reason	0	0	0	0	0
Joining NEET Total	2	0	0	2	0
Education	1	0	0	1	0
Employment	1	0	0	1	0
Government supported training	0	0	0	0	0
Re-engagement Provision	0	0	0	0	0
NEET in other area	0	0	0	0	0
Other (inc custodial sentence)	0	0	0	0	0
Joiners>Leavers	4	8	3	15	3

16-18 Year Old NEET Labour Market Summary	No	%
Available:		
Working not for reward	2	0.95%
Not yet ready for work or learning	25	11.90%
Start Date agreed	6	2.86%
Seeking EET	177	84.29%
Available Total	210	100%
Unavailable:		
Young carers	1	1.59%
Teenage parents	40	63.49%
Illness	11	17.46%
Pregnancy	10	15.87%
Religious grounds	0	0.00%
Unlikely to be economically active	1	1.59%
Other reason	0	0.00%
Unavailable Total	63	100%

NEET Leavers and Joiners



% of Vulnerable Cohorts who are NEET



Education and Young People's Services Performance Management

NEET Monthly Report - Gravesham

16-18 year old cohort by Vulnerable Group	Jun-14	May-14	Apr-14	Mar-14	Feb-14	Jan-14	Dec-13	Nov-13	Oct-13	Sep-13	Aug-13	Jul-13	Jun-13
Children in Care	51	48	49	52	52	52	51	50	49	51	49	50	51
Caring for own child	39	39	39	39	39	38	34	31	29	28	56	55	55
Asylum seeker	15	15	15	15	15	15	15	15	13	14	23	24	22
Carer not own child	7	7	7	7	7	7	7	7	7	7	10	10	9
Substance Misuse	9	10	9	9	9	9	9	9	9	8	9	10	10
Care Leaver	5	5	5	5	5	5	5	5	5	6	11	11	10
Supervised by YOT	17	18	18	20	18	19	32	32	33	32	29	28	28
Pregnancy	18	18	18	17	15	14	17	18	17	14	13	12	13
Parent not caring for own child	2	2	2	2	2	2	2	2	2	2	6	6	5
SEND (16-18 year olds)	148	148	149	150	150	151	152	151	138	142	146	147	147
SEND (19-24 year olds)	258	265	297	272	275	279	282	284	285	289	242	244	248

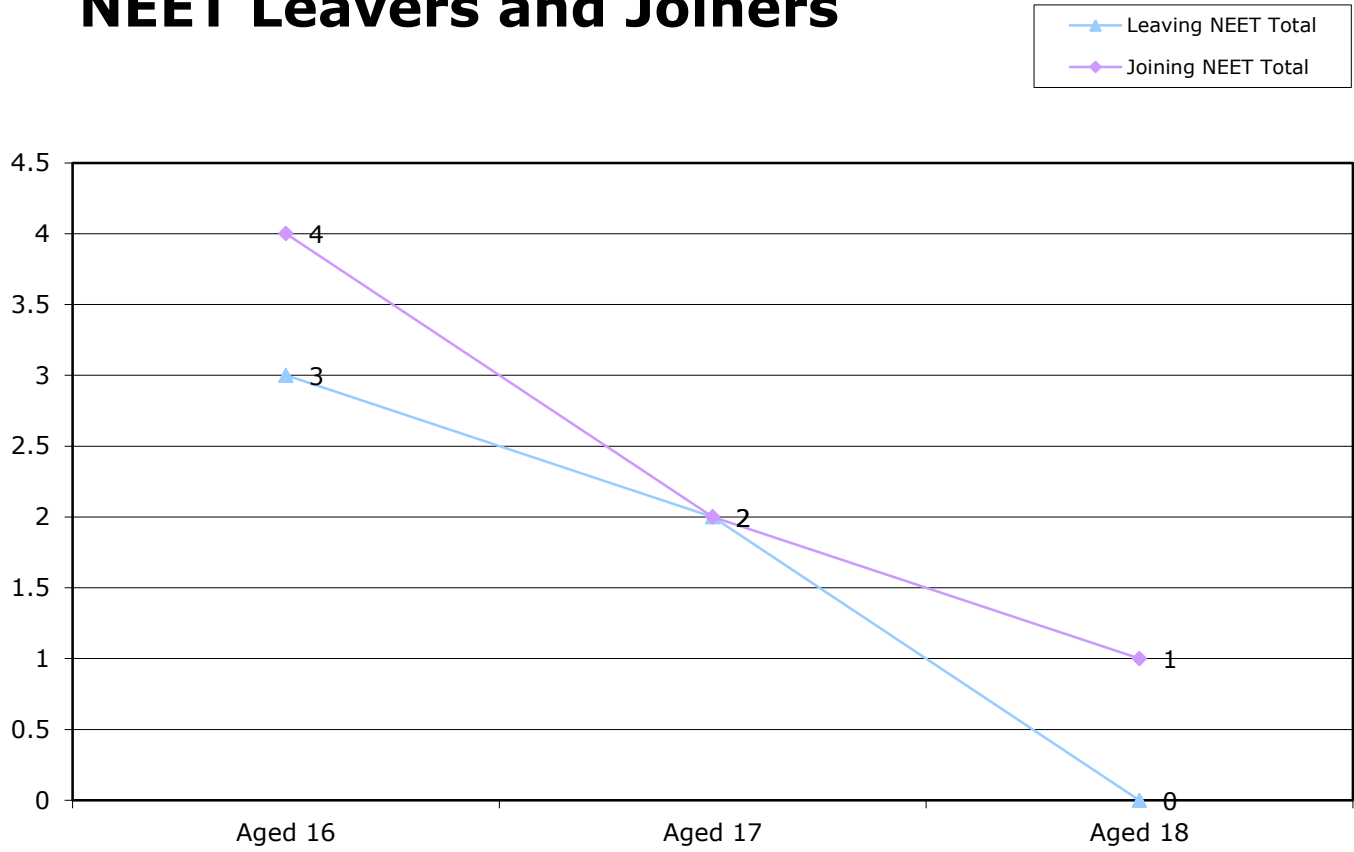
16-18 year old NEET by Vulnerable Group	Jun-14	May-14	Apr-14	Mar-14	Feb-14	Jan-14	Dec-13	Nov-13	Oct-13	Sep-13	Aug-13	Jul-13	Jun-13
Children in Care	13	9	10	10	10	10	10	9	8	7	5	4	3
Caring for own child	27	27	27	27	28	26	23	20	21	21	41	43	44
Asylum seeker	0	0	0	0	0	0	0	0	1	2	2	2	2
Carer not own child	3	3	3	3	3	3	3	3	3	3	3	3	2
Substance Misuse	3	3	2	1	1	1	1	1	2	0	2	2	2
Care Leaver	0	1	1	1	0	0	0	0	0	1	5	5	5
Supervised by YOT	9	11	12	12	7	7	10	9	8	7	5	6	5
Pregnancy	16	16	15	14	13	12	15	17	15	11	13	12	13
Parent not caring for own child	1	1	1	1	1	1	1	1	1	1	2	3	2
SEND (16-18 year olds)	21	22	25	25	22	24	18	15	12	10	16	17	16
SEND (19-24 year olds)	56	57	65	58	57	58	57	60	60	59	49	53	53

16-18 year old Not Known by Vulnerable Group	Jun-14	May-14	Apr-14	Mar-14	Feb-14	Jan-14	Dec-13	Nov-13	Oct-13	Sep-13	Aug-13	Jul-13	Jun-13
Children in Care	6	7	9	7	6	7	9	10	17	32	9	8	4
Caring for own child	3	5	4	2	3	1	1	2	4	4	4	4	0
Asylum seeker	4	4	5	4	4	4	4	5	6	10	4	3	2
Carer not own child	1	1	1	1	1	1	2	2	3	3	2	2	0
Substance Misuse	3	4	4	4	2	1	2	3	2	3	1	2	1
Care Leaver	0	0	0	0	0	0	0	0	1	3	1	1	1
Supervised by YOT	3	4	2	2	1	1	5	6	10	12	6	7	2
Pregnancy	1	0	0	0	0	0	0	0	2	3	0	0	0
Parent not caring for own child	0	0	0	0	0	0	0	0	0	0	1	0	0
SEND (16-18 year olds)	20	20	25	21	19	21	30	32	58	122	21	20	2
SEND (19-24 year olds)	181	183	194	190	192	191	192	193	197	214	164	164	161

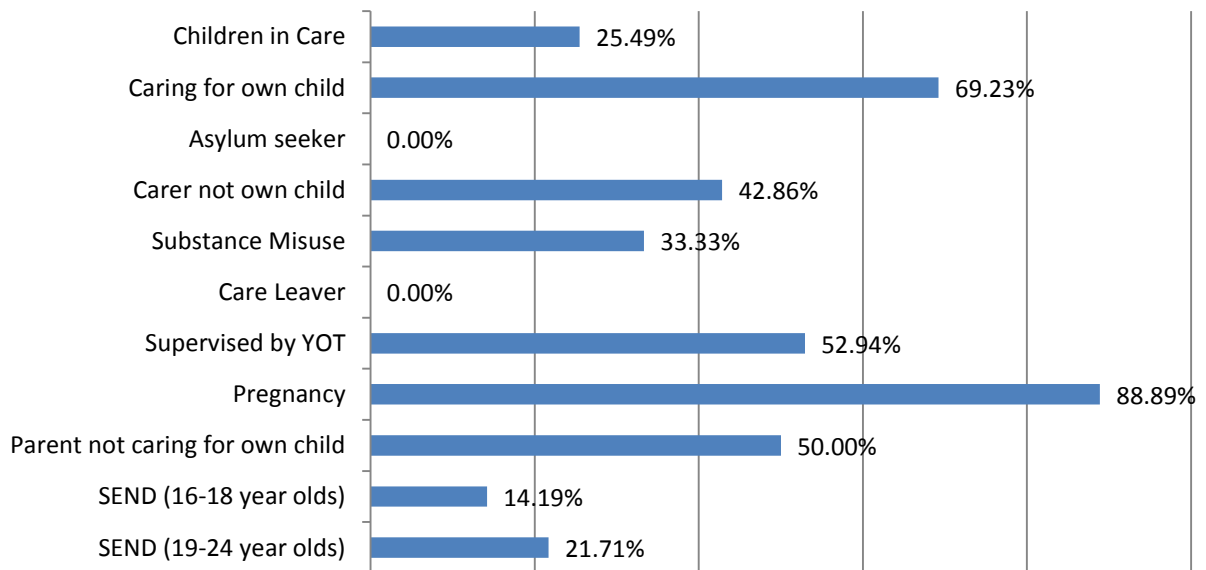
16-18 Year old NEET Leavers & Joiners	Aged 16	Aged 17	Aged 18	16-18 Total	Aged 19
Leaving NEET Total	3	2	0	5	6
Education	0	0	0	0	0
Employment	3	2	0	5	0
Government supported training	0	0	0	0	0
Re-engagement Provision	0	0	0	0	0
NEET in other area	0	0	0	0	0
Custodial Sentence	0	0	0	0	0
Moved Away	0	0	0	0	6
Cannot Be Contacted	0	0	0	0	0
Refused to disclose activity	0	0	0	0	0
Unknown Activity	0	0	0	0	0
Other Reason	0	0	0	0	0
Joining NEET Total	4	2	1	7	0
Education	1	0	1	2	0
Employment	0	0	0	0	0
Government supported training	2	1	0	3	0
Re-engagement Provision	0	0	0	0	0
NEET in other area	0	0	0	0	0
Other (inc custodial sentence)	1	1	0	2	0
Joiners>Leavers	-1	0	-1	-2	6

16-18 Year Old NEET Labour Market Summary	No	%
Available:		
Working not for reward	0	0.00%
Not yet ready for work or learning	7	4.12%
Start Date agreed	1	0.59%
Seeking EET	162	95.29%
Available Total	170	100%
Unavailable:		
Young carers	1	1.61%
Teenage parents	23	37.10%
Illness	28	45.16%
Pregnancy	10	16.13%
Religious grounds	0	0.00%
Unlikely to be economically active	0	0.00%
Other reason	0	0.00%
Unavailable Total	62	100%

NEET Leavers and Joiners



% of Vulnerable Cohorts who are NEET



Education and Young People's Services Performance Management
NEET Monthly Report - Maidstone

16-18 year old cohort by Vulnerable Group	Jun-14	May-14	Apr-14	Mar-14	Feb-14	Jan-14	Dec-13	Nov-13	Oct-13	Sep-13	Aug-13	Jul-13	Jun-13
Children in Care	52	48	47	44	44	43	41	42	46	50	66	66	64
Caring for own child	48	48	48	48	48	48	46	41	39	39	87	85	85
Asylum seeker	10	10	10	10	11	11	11	10	12	13	23	23	24
Carer not own child	10	10	10	9	9	9	9	9	12	12	15	14	14
Substance Misuse	14	14	14	13	12	11	11	10	9	9	8	9	8
Care Leaver	5	5	5	5	5	5	5	5	2	2	4	4	4
Supervised by YOT	16	17	16	15	17	16	25	24	23	26	23	25	25
Pregnancy	8	8	7	7	7	7	8	9	7	6	12	11	12
Parent not caring for own child	2	2	1	1	1	1	1	2	3	3	4	4	4
SEND (16-18 year olds)	212	212	210	210	210	209	208	207	199	201	227	228	227
SEND (19-24 year olds)	370	379	429	385	389	391	393	397	404	406	328	334	339

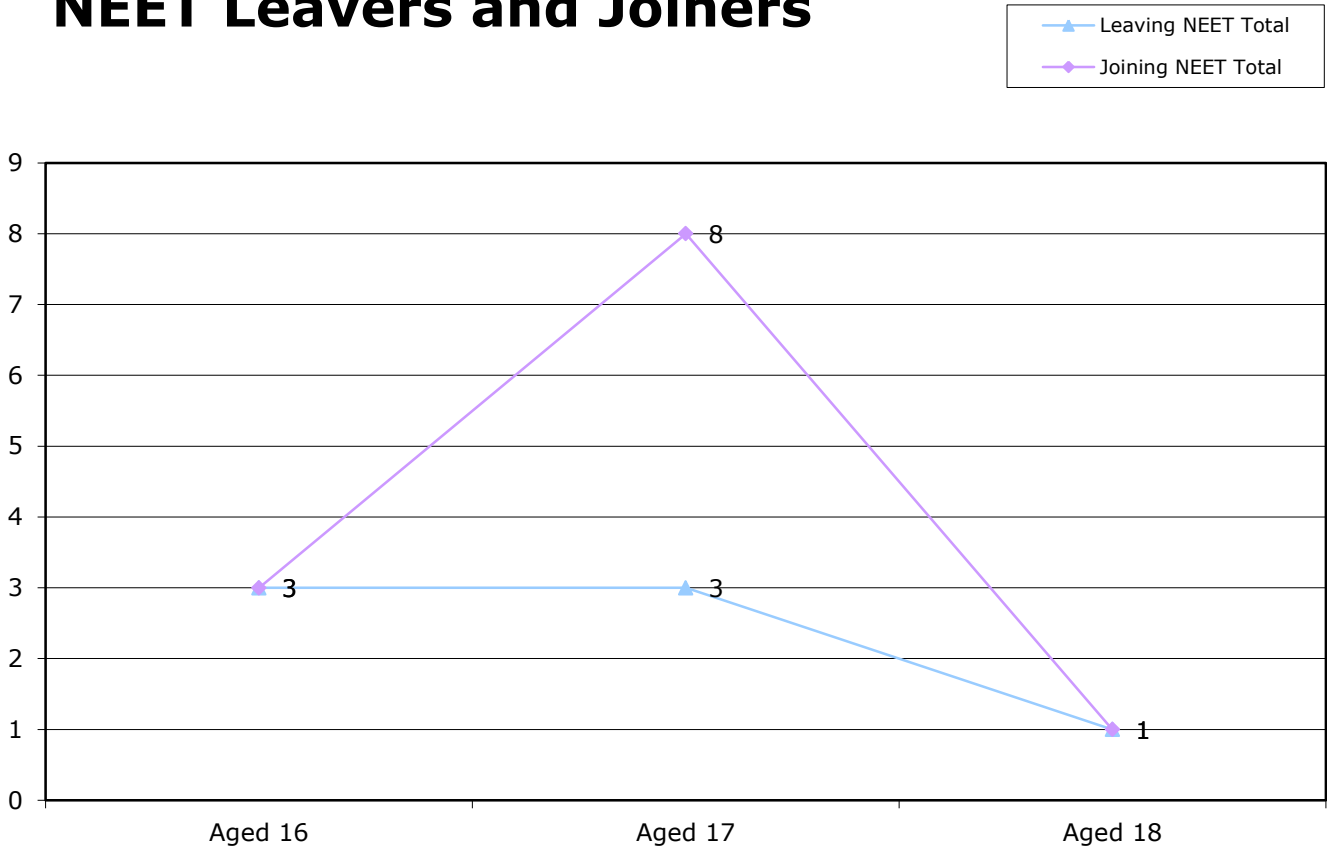
16-18 year old NEET by Vulnerable Group	Jun-14	May-14	Apr-14	Mar-14	Feb-14	Jan-14	Dec-13	Nov-13	Oct-13	Sep-13	Aug-13	Jul-13	Jun-13
Children in Care	14	14	14	12	12	13	11	8	8	5	14	11	10
Caring for own child	36	36	36	38	38	38	33	26	25	25	61	59	59
Asylum seeker	1	1	1	1	1	1	1	0	0	0	1	2	2
Carer not own child	5	5	6	6	6	6	6	5	4	4	9	9	9
Substance Misuse	7	7	6	6	5	5	5	4	2	1	4	4	4
Care Leaver	1	1	1	1	1	1	1	1	0	0	1	1	1
Supervised by YOT	8	8	7	6	8	8	10	6	3	4	7	7	8
Pregnancy	8	8	7	7	7	7	8	9	7	5	7	5	6
Parent not caring for own child	2	2	1	1	1	1	0	1	2	1	3	2	2
SEND (16-18 year olds)	23	21	19	19	19	17	16	16	14	11	24	22	21
SEND (19-24 year olds)	92	95	99	96	96	95	93	91	92	94	84	85	83

16-18 year old Not Knowns by Vulnerable Group	Jun-14	May-14	Apr-14	Mar-14	Feb-14	Jan-14	Dec-13	Nov-13	Oct-13	Sep-13	Aug-13	Jul-13	Jun-13
Children in Care	12	8	7	6	4	4	3	10	17	34	17	15	5
Caring for own child	6	6	4	4	3	2	5	7	9	5	9	7	2
Asylum seeker	5	2	2	2	1	1	1	5	7	10	7	7	2
Carer not own child	1	1	0	0	0	0	0	1	3	7	1	2	0
Substance Misuse	3	2	5	2	1	1	0	1	2	3	0	0	0
Care Leaver	2	2	1	0	0	0	0	0	0	0	0	0	0
Supervised by YOT	4	5	2	1	1	1	2	2	5	9	2	2	0
Pregnancy	0	0	0	0	0	0	0	0	0	0	3	3	0
Parent not caring for own child	0	0	0	0	0	0	0	0	0	0	0	0	0
SEND (16-18 year olds)	22	25	25	18	14	15	20	31	55	170	32	24	3
SEND (19-24 year olds)	233	250	263	257	257	258	261	246	259	265	173	164	140

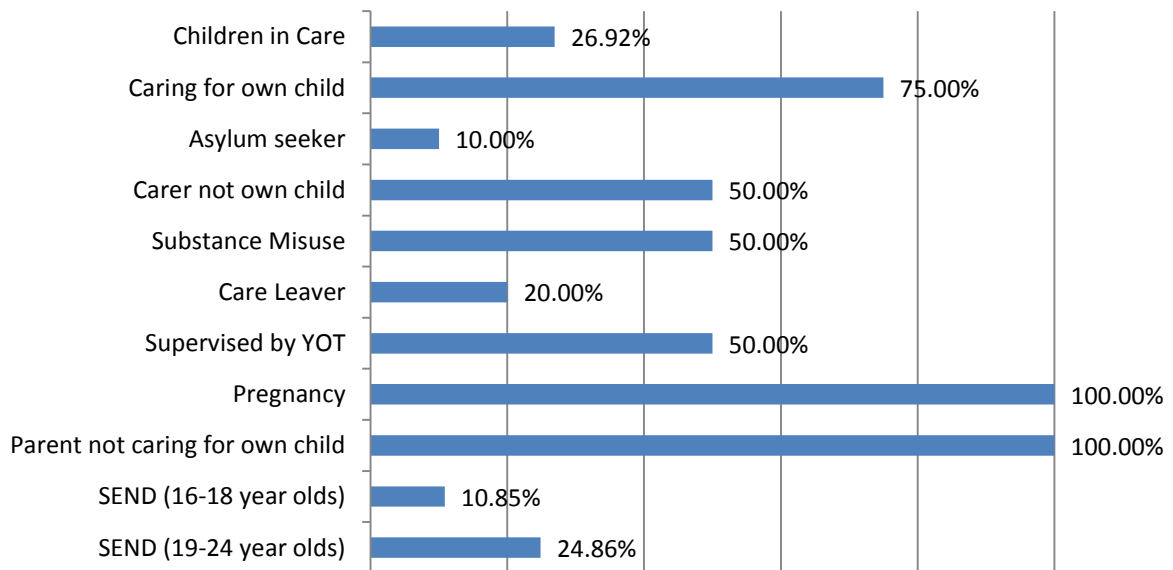
16-18 Year old NEET Leavers & Joiners	Aged 16	Aged 17	Aged 18	16-18 Total	Aged 19
Leaving NEET Total	3	3	1	7	12
Education	0	0	0	0	0
Employment	2	2	1	5	0
Government supported training	1	1	0	2	1
Re-engagement Provision	0	0	0	0	0
NEET in other area	0	0	0	0	0
Custodial Sentence	0	0	0	0	0
Moved Away	0	0	0	0	11
Cannot Be Contacted	0	0	0	0	0
Refused to disclose activity	0	0	0	0	0
Unknown Activity	0	0	0	0	0
Other Reason	0	0	0	0	0
Joining NEET Total	3	8	1	12	0
Education	1	2	0	3	0
Employment	0	0	0	0	0
Government supported training	0	1	0	1	0
Re-engagement Provision	0	1	0	1	0
NEET in other area	0	0	0	0	0
Other (inc custodial sentence)	2	4	1	7	0
Joiners>Leavers	0	-5	0	-5	12

16-18 Year Old NEET Labour Market Summary	No	%
Available:		
Working not for reward	5	2.17%
Not yet ready for work or learning	20	8.70%
Start Date agreed	1	0.43%
Seeking EET	204	88.70%
Available Total	230	100%
Unavailable:		
Young carers	3	8.57%
Teenage parents	17	48.57%
Illness	11	31.43%
Pregnancy	3	8.57%
Religious grounds	0	0.00%
Unlikely to be economically active	1	2.86%
Other reason	0	0.00%
Unavailable Total	35	100%

NEET Leavers and Joiners



% of Vulnerable Cohorts who are NEET



Education and Young People's Services Performance Management

NEET Monthly Report - Sevenoaks

16-18 year old cohort by Vulnerable Group	Jun-14	May-14	Apr-14	Mar-14	Feb-14	Jan-14	Dec-13	Nov-13	Oct-13	Sep-13	Aug-13	Jul-13	Jun-13
Children in Care	19	18	18	18	18	18	18	17	18	20	19	18	19
Caring for own child	23	22	22	21	21	19	18	15	14	13	31	31	27
Asylum seeker	0	0	0	0	0	0	0	0	0	0	0	0	0
Carer not own child	5	5	5	5	4	4	4	5	5	4	6	6	6
Substance Misuse	7	8	8	9	8	8	9	9	8	8	6	6	5
Care Leaver	0	0	0	0	0	0	0	0	0	0	0	0	0
Supervised by YOT	13	14	15	16	15	14	25	22	22	19	23	21	21
Pregnancy	5	5	4	4	4	4	4	5	5	5	7	5	7
Parent not caring for own child	0	0	1	1	1	1	1	0	0	0	0	0	0
SEND (16-18 year olds)	120	119	120	120	120	120	120	116	125	145	131	131	132
SEND (19-24 year olds)	195	197	230	203	205	205	210	213	217	223	180	187	195

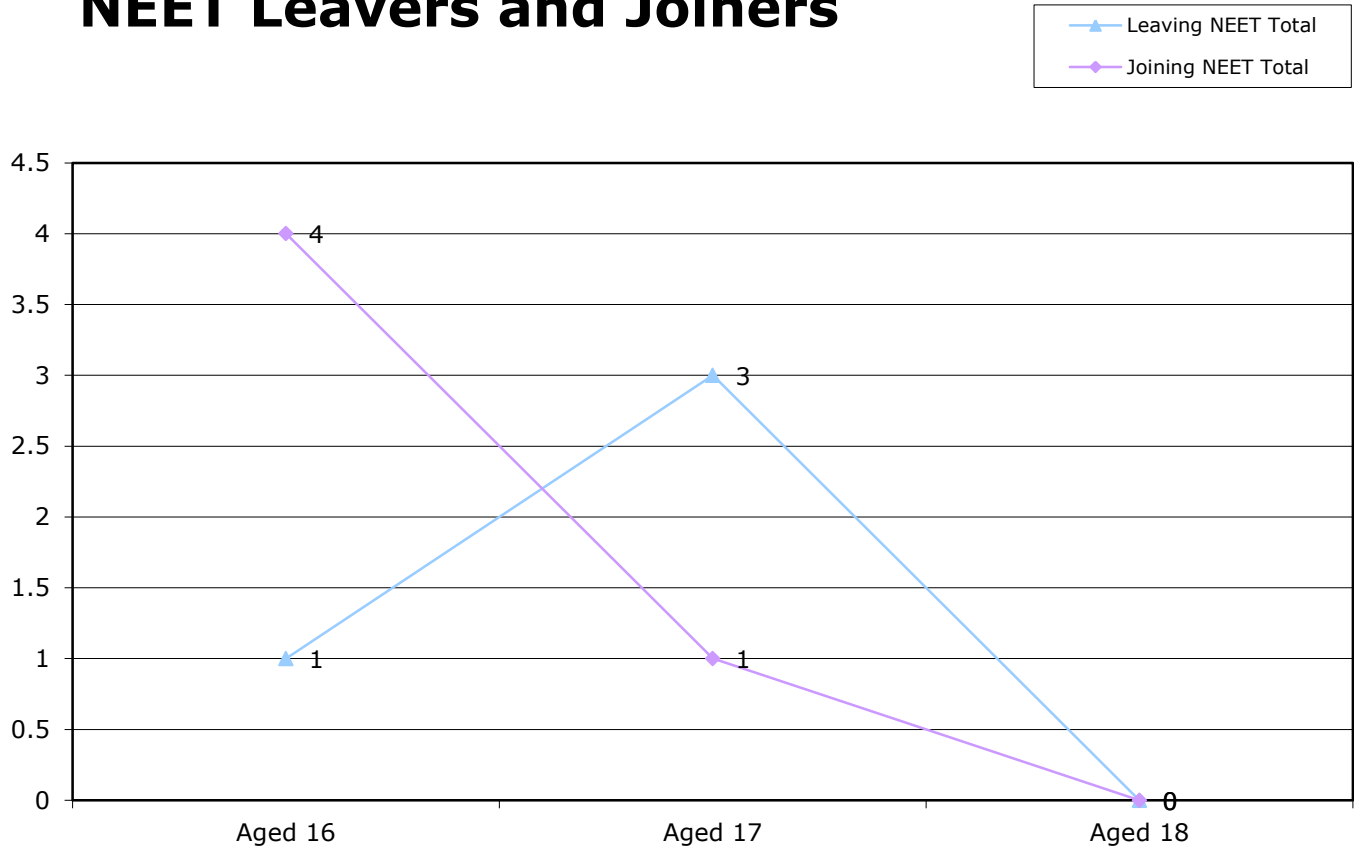
16-18 year old NEET by Vulnerable Group	Jun-14	May-14	Apr-14	Mar-14	Feb-14	Jan-14	Dec-13	Nov-13	Oct-13	Sep-13	Aug-13	Jul-13	Jun-13
Children in Care	2	2	2	2	2	2	2	1	1	2	3	3	4
Caring for own child	18	17	18	17	18	16	15	12	12	11	24	23	18
Asylum seeker	0	0	0	0	0	0	0	0	0	0	0	0	0
Carer not own child	3	3	3	3	2	2	2	2	2	1	2	2	2
Substance Misuse	2	2	2	3	1	1	2	2	1	1	2	3	2
Care Leaver	0	0	0	0	0	0	0	0	0	0	0	0	0
Supervised by YOT	3	2	5	6	6	5	8	8	9	6	7	7	7
Pregnancy	3	3	2	2	2	2	2	3	3	3	4	2	4
Parent not caring for own child	0	0	1	1	1	1	1	0	0	0	0	0	0
SEND (16-18 year olds)	8	7	9	9	9	9	11	9	10	5	12	13	14
SEND (19-24 year olds)	26	26	28	26	24	24	24	24	22	21	15	15	16

16-18 year old Not Known by Vulnerable Group	Jun-14	May-14	Apr-14	Mar-14	Feb-14	Jan-14	Dec-13	Nov-13	Oct-13	Sep-13	Aug-13	Jul-13	Jun-13
Children in Care	0	0	1	0	0	0	1	3	2	10	2	1	0
Caring for own child	2	2	1	1	1	1	1	1	1	1	2	2	1
Asylum seeker	0	0	0	0	0	0	0	0	0	0	0	0	0
Carer not own child	0	0	0	0	0	0	0	1	1	2	1	1	0
Substance Misuse	1	1	0	0	0	0	0	3	3	3	0	0	0
Care Leaver	0	0	0	0	0	0	0	0	0	0	0	0	0
Supervised by YOT	2	3	3	1	0	0	0	1	3	6	1	1	0
Pregnancy	0	0	0	0	0	0	0	1	1	1	0	0	0
Parent not caring for own child	0	0	0	0	0	0	0	0	0	0	0	0	0
SEND (16-18 year olds)	11	10	9	3	3	3	2	2	6	131	15	13	3
SEND (19-24 year olds)	133	134	144	139	142	143	145	147	163	175	123	126	118

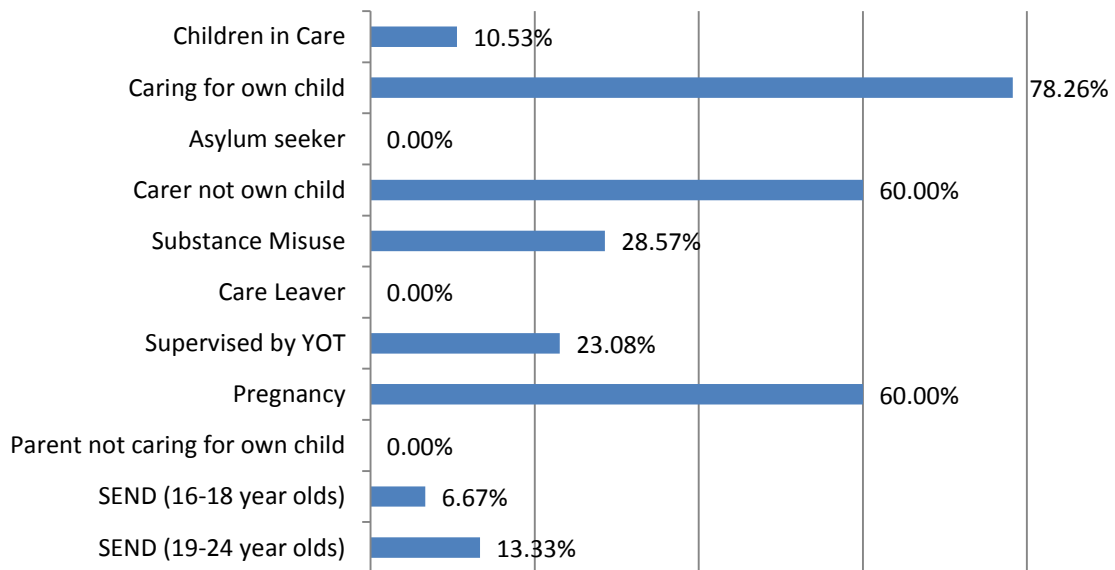
16-18 Year old NEET Leavers & Joiners	Aged 16	Aged 17	Aged 18	16-18 Total	Aged 19
Leaving NEET Total	1	3	0	4	4
Education	0	0	0	0	0
Employment	0	3	0	3	0
Government supported training	0	0	0	0	0
Re-engagement Provision	0	0	0	0	0
NEET in other area	1	0	0	1	0
Custodial Sentence	0	0	0	0	0
Moved Away	0	0	0	0	4
Cannot Be Contacted	0	0	0	0	0
Refused to disclose activity	0	0	0	0	0
Unknown Activity	0	0	0	0	0
Other Reason	0	0	0	0	0
Joining NEET Total	4	1	0	5	0
Education	1	0	0	1	0
Employment	0	0	0	0	0
Government supported training	1	0	0	1	0
Re-engagement Provision	0	0	0	0	0
NEET in other area	0	0	0	0	0
Other (inc custodial sentence)	2	1	0	3	0
Joiners>Leavers	-3	2	0	-1	4

16-18 Year Old NEET Labour Market Summary	No	%
Available:		
Working not for reward	6	7.41%
Not yet ready for work or learning	5	6.17%
Start Date agreed	1	1.23%
Seeking EET	69	85.19%
Available Total	81	100%
Unavailable:		
Young carers	2	7.41%
Teenage parents	14	51.85%
Illness	10	37.04%
Pregnancy	1	3.70%
Religious grounds	0	0.00%
Unlikely to be economically active	0	0.00%
Other reason	0	0.00%
Unavailable Total	27	100%

NEET Leavers and Joiners



% of Vulnerable Cohorts who are NEET



Education and Young People's Services Performance Management

NEET Monthly Report - Shepway

16-18 year old cohort by Vulnerable Group	Jun-14	May-14	Apr-14	Mar-14	Feb-14	Jan-14	Dec-13	Nov-13	Oct-13	Sep-13	Aug-13	Jul-13	Jun-13
Children in Care	59	57	57	57	59	59	58	60	57	58	52	52	53
Caring for own child	44	44	44	44	43	42	41	38	34	33	79	78	71
Asylum seeker	8	8	8	8	8	8	8	8	9	8	10	9	10
Carer not own child	4	4	4	4	4	4	4	4	4	4	10	10	11
Substance Misuse	24	24	24	23	24	25	26	28	26	25	28	27	25
Care Leaver	14	15	15	15	13	13	13	13	13	13	28	27	24
Supervised by YOT	9	14	14	13	15	15	22	23	24	25	19	20	20
Pregnancy	23	21	20	20	16	17	15	16	15	7	20	21	27
Parent not caring for own child	4	4	4	4	4	5	4	3	3	3	5	4	4
SEND (16-18 year olds)	148	148	149	147	148	149	147	144	144	143	147	148	149
SEND (19-24 year olds)	246	249	284	252	257	259	262	264	269	270	219	226	232

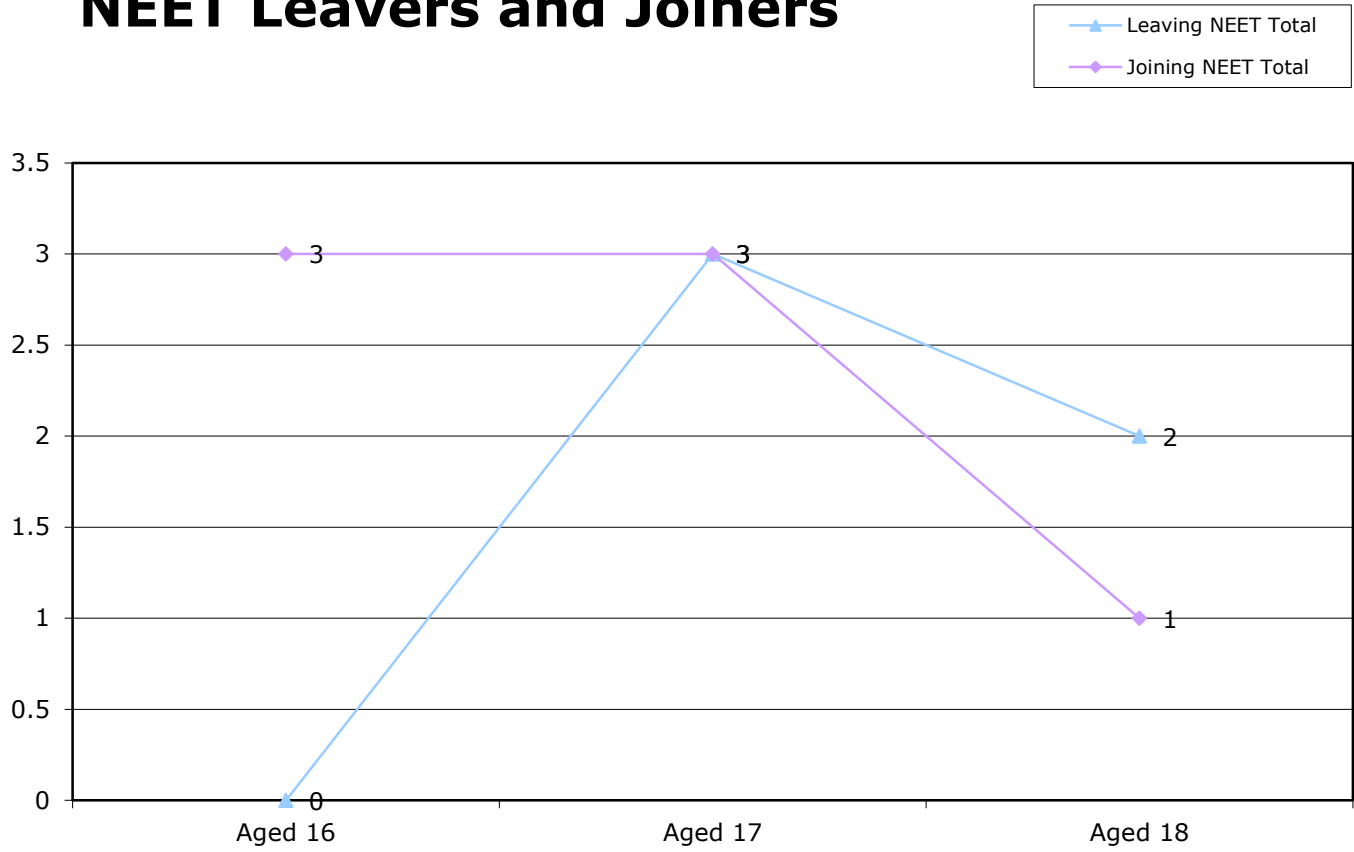
16-18 year old NEET by Vulnerable Group	Jun-14	May-14	Apr-14	Mar-14	Feb-14	Jan-14	Dec-13	Nov-13	Oct-13	Sep-13	Aug-13	Jul-13	Jun-13
Children in Care	16	14	15	16	19	17	17	16	14	16	17	14	12
Caring for own child	27	27	26	26	28	29	27	25	21	19	49	47	44
Asylum seeker	1	1	2	3	3	2	2	2	2	2	2	1	2
Carer not own child	1	1	1	1	2	2	2	2	2	2	6	6	7
Substance Misuse	12	12	13	12	11	12	13	14	13	12	14	12	11
Care Leaver	8	8	8	8	5	6	6	6	7	7	13	11	9
Supervised by YOT	4	6	6	5	6	7	10	11	10	13	9	6	6
Pregnancy	18	16	15	15	12	12	10	10	6	2	12	13	17
Parent not caring for own child	2	2	2	2	2	3	1	1	3	3	4	3	3
SEND (16-18 year olds)	21	18	17	18	15	16	16	15	10	9	19	17	17
SEND (19-24 year olds)	49	50	56	51	51	52	54	55	63	70	61	59	61

16-18 year old Not Known by Vulnerable Group	Jun-14	May-14	Apr-14	Mar-14	Feb-14	Jan-14	Dec-13	Nov-13	Oct-13	Sep-13	Aug-13	Jul-13	Jun-13
Children in Care	6	7	5	3	3	4	5	6	16	36	3	5	1
Caring for own child	4	1	3	2	1	1	1	1	2	8	4	3	3
Asylum seeker	5	5	4	4	4	4	3	2	3	4	3	2	1
Carer not own child	1	0	0	0	0	0	0	0	1	1	1	1	1
Substance Misuse	4	4	6	1	0	0	1	3	5	11	1	1	0
Care Leaver	5	6	5	4	2	2	2	2	2	4	4	4	3
Supervised by YOT	1	2	2	1	1	1	2	1	4	8	3	3	0
Pregnancy	0	0	1	0	0	0	0	0	2	5	1	1	2
Parent not caring for own child	1	1	0	0	0	0	1	0	0	0	0	0	0
SEND (16-18 year olds)	6	12	11	5	3	3	4	4	14	72	9	9	1
SEND (19-24 year olds)	143	144	147	139	144	144	145	142	146	176	104	110	92

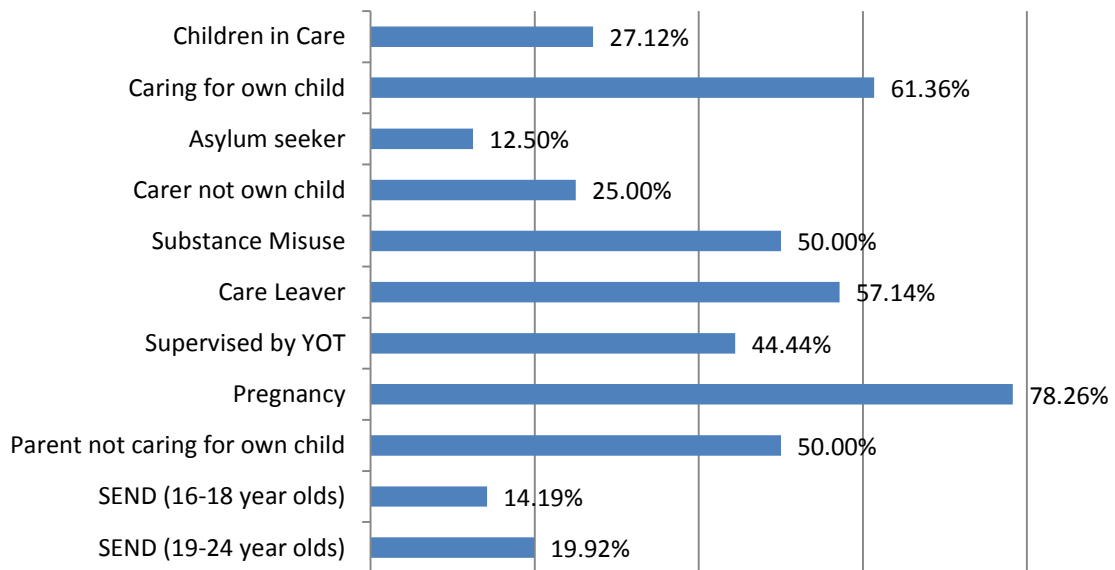
16-18 Year old NEET Leavers & Joiners	Aged 16	Aged 17	Aged 18	16-18 Total	Aged 19
Leaving NEET Total	0	3	2	5	14
Education	0	0	0	0	0
Employment	0	3	1	4	0
Government supported training	0	0	1	1	0
Re-engagement Provision	0	0	0	0	0
NEET in other area	0	0	0	0	0
Custodial Sentence	0	0	0	0	0
Moved Away	0	0	0	0	14
Cannot Be Contacted	0	0	0	0	0
Refused to disclose activity	0	0	0	0	0
Unknown Activity	0	0	0	0	0
Other Reason	0	0	0	0	0
Joining NEET Total	3	3	1	7	0
Education	2	1	0	3	0
Employment	1	0	0	1	0
Government supported training	0	0	0	0	0
Re-engagement Provision	0	0	0	0	0
NEET in other area	0	0	0	0	0
Other (inc custodial sentence)	0	2	1	3	0
Joiners>Leavers	-3	0	1	-2	14

16-18 Year Old NEET Labour Market Summary	No	%
Available:		
Working not for reward	5	2.75%
Not yet ready for work or learning	15	8.24%
Start Date agreed	3	1.65%
Seeking EET	159	87.36%
Available Total	182	100%
Unavailable:		
Young carers	1	1.89%
Teenage parents	23	43.40%
Illness	15	28.30%
Pregnancy	12	22.64%
Religious grounds	0	0.00%
Unlikely to be economically active	2	3.77%
Other reason	0	0.00%
Unavailable Total	53	100%

NEET Leavers and Joiners



% of Vulnerable Cohorts who are NEET



Education and Young People's Services Performance Management
NEET Monthly Report - Swale

16-18 year old cohort by Vulnerable Group	Jun-14	May-14	Apr-14	Mar-14	Feb-14	Jan-14	Dec-13	Nov-13	Oct-13	Sep-13	Aug-13	Jul-13	Jun-13
Children in Care	86	84	83	83	83	83	83	83	85	79	78	81	81
Caring for own child	79	79	79	79	79	77	76	68	58	51	111	110	104
Asylum seeker	6	6	6	6	6	6	7	5	6	6	7	7	7
Carer not own child	9	9	9	9	9	9	10	10	10	10	15	15	16
Substance Misuse	6	6	6	6	6	6	6	6	6	6	3	3	2
Care Leaver	8	8	9	9	7	7	7	7	6	5	14	15	16
Supervised by YOT	21	21	21	22	20	19	26	25	26	30	19	20	24
Pregnancy	22	21	21	21	21	23	21	24	26	28	31	32	33
Parent not caring for own child	1	1	1	1	1	1	1	2	2	1	1	1	1
SEND (16-18 year olds)	235	234	232	230	229	228	231	227	233	216	227	231	233
SEND (19-24 year olds)	351	357	422	366	368	372	378	386	392	396	330	341	344

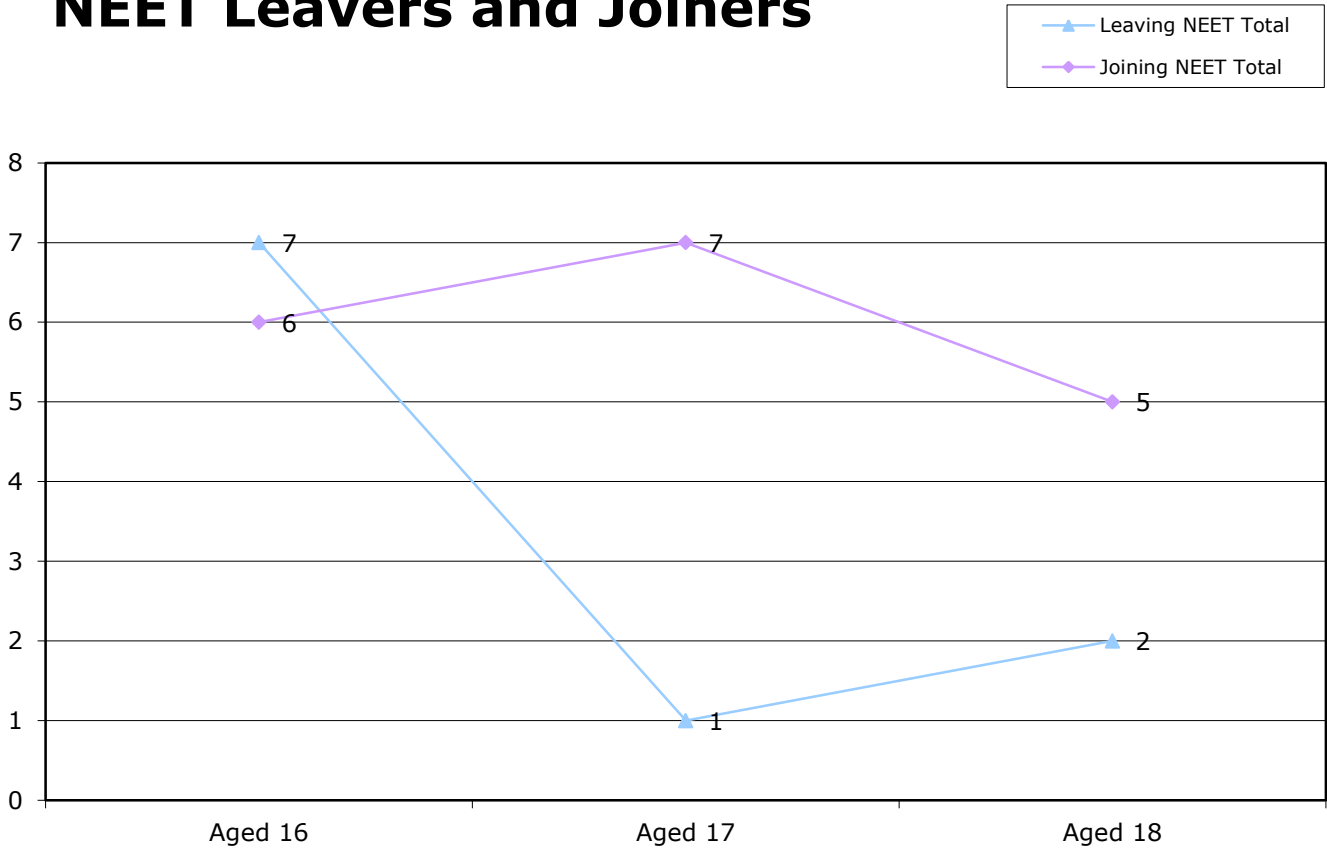
16-18 year old NEET by Vulnerable Group	Jun-14	May-14	Apr-14	Mar-14	Feb-14	Jan-14	Dec-13	Nov-13	Oct-13	Sep-13	Aug-13	Jul-13	Jun-13
Children in Care	16	16	14	13	11	11	13	13	12	15	12	8	7
Caring for own child	60	60	60	59	59	59	58	49	40	35	76	75	75
Asylum seeker	1	1	1	1	0	0	1	0	0	1	0	0	0
Carer not own child	1	1	1	1	1	1	2	2	3	3	6	5	5
Substance Misuse	1	1	1	1	1	1	1	1	0	0	0	0	0
Care Leaver	3	3	4	4	3	3	2	2	2	0	5	5	6
Supervised by YOT	7	7	7	7	6	6	10	9	8	8	5	4	4
Pregnancy	12	11	11	11	11	13	11	11	12	15	18	19	20
Parent not caring for own child	0	0	0	0	0	0	0	0	0	0	0	0	0
SEND (16-18 year olds)	39	37	37	36	37	35	30	29	26	24	35	30	31
SEND (19-24 year olds)	95	95	108	97	98	99	99	101	104	109	97	101	94

16-18 year old Not Known by Vulnerable Group	Jun-14	May-14	Apr-14	Mar-14	Feb-14	Jan-14	Dec-13	Nov-13	Oct-13	Sep-13	Aug-13	Jul-13	Jun-13
Children in Care	8	5	3	1	1	1	3	7	21	49	8	8	0
Caring for own child	12	10	6	6	5	4	4	5	7	7	17	18	9
Asylum seeker	0	0	0	0	0	0	1	1	2	5	1	1	0
Carer not own child	2	2	2	2	2	1	1	1	2	6	0	0	0
Substance Misuse	1	1	1	0	0	0	0	1	2	5	0	0	0
Care Leaver	2	2	2	1	1	1	1	2	2	4	4	3	1
Supervised by YOT	3	1	1	0	1	0	0	0	2	10	0	0	0
Pregnancy	4	3	3	2	1	1	2	5	6	7	2	2	2
Parent not caring for own child	0	0	0	0	0	0	0	0	0	0	0	0	0
SEND (16-18 year olds)	16	17	15	12	7	5	10	13	42	121	23	17	5
SEND (19-24 year olds)	201	216	226	220	221	222	217	217	214	237	149	148	131

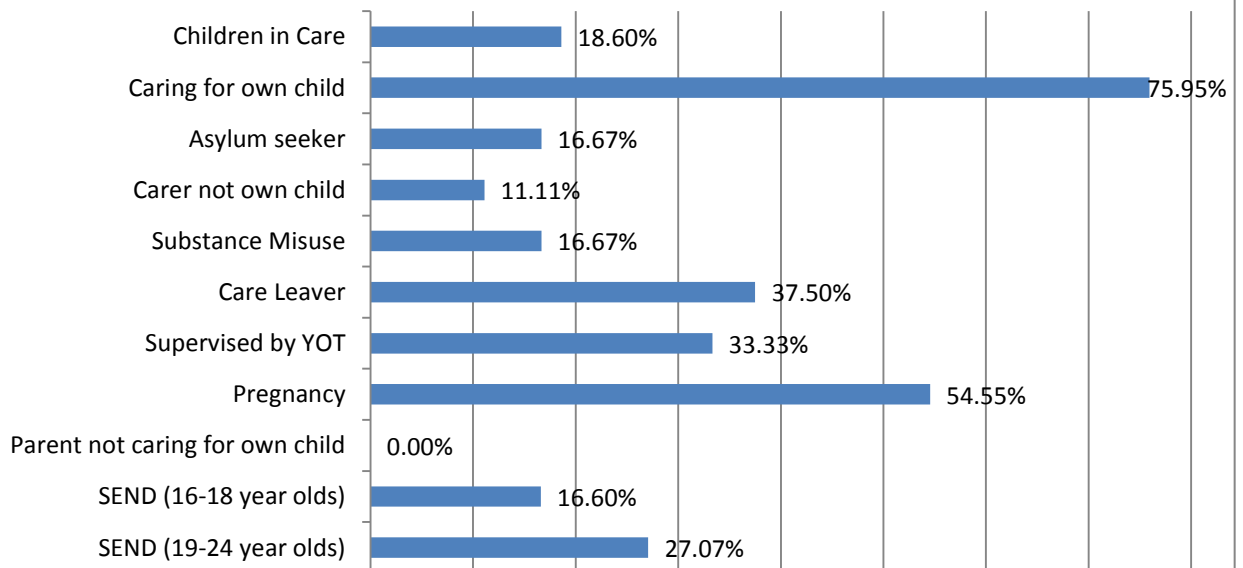
16-18 Year old NEET Leavers & Joiners	Aged 16	Aged 17	Aged 18	16-18 Total	Aged 19
Leaving NEET Total	7	1	2	10	15
Education	1	0	0	1	0
Employment	1	1	0	2	0
Government supported training	4	0	2	6	0
Re-engagement Provision	0	0	0	0	0
NEET in other area	1	0	0	1	0
Custodial Sentence	0	0	0	0	0
Moved Away	0	0	0	0	15
Cannot Be Contacted	0	0	0	0	0
Refused to disclose activity	0	0	0	0	0
Unknown Activity	0	0	0	0	0
Other Reason	0	0	0	0	0
Joining NEET Total	6	7	5	18	0
Education	2	3	1	6	0
Employment	1	0	0	1	0
Government supported training	1	1	0	2	0
Re-engagement Provision	0	0	0	0	0
NEET in other area	0	0	0	0	0
Other (inc custodial sentence)	2	3	4	9	0
Joiners>Leavers	1	-6	-3	-8	15

16-18 Year Old NEET Labour Market Summary	No	%
Available:		
Working not for reward	4	1.66%
Not yet ready for work or learning	17	7.05%
Start Date agreed	3	1.24%
Seeking EET	217	90.04%
Available Total	241	100%
Unavailable:		
Young carers	1	0.98%
Teenage parents	54	52.94%
Illness	38	37.25%
Pregnancy	7	6.86%
Religious grounds	0	0.00%
Unlikely to be economically active	2	1.96%
Other reason	0	0.00%
Unavailable Total	102	100%

NEET Leavers and Joiners



% of Vulnerable Cohorts who are NEET



Education and Young People's Services Performance Management

NEET Monthly Report - Thanet

16-18 year old cohort by Vulnerable Group	Jun-14	May-14	Apr-14	Mar-14	Feb-14	Jan-14	Dec-13	Nov-13	Oct-13	Sep-13	Aug-13	Jul-13	Jun-13
Children in Care	152	151	151	150	150	152	154	156	159	166	170	171	174
Caring for own child	79	79	79	78	75	74	71	67	60	55	124	119	111
Asylum seeker	5	5	5	5	5	5	6	7	9	10	16	16	17
Carer not own child	8	8	8	8	8	8	7	7	7	7	17	17	16
Substance Misuse	19	20	20	20	20	18	19	19	20	22	31	31	30
Care Leaver	10	11	11	11	11	10	10	10	11	10	31	33	33
Supervised by YOT	25	31	31	31	30	29	64	67	69	72	65	65	65
Pregnancy	33	34	31	32	33	33	33	34	32	24	29	31	33
Parent not caring for own child	3	3	3	3	3	2	2	2	2	2	8	8	8
SEND (16-18 year olds)	263	266	270	274	275	277	278	275	279	292	275	276	279
SEND (19-24 year olds)	390	398	460	416	427	431	438	445	450	455	360	367	373

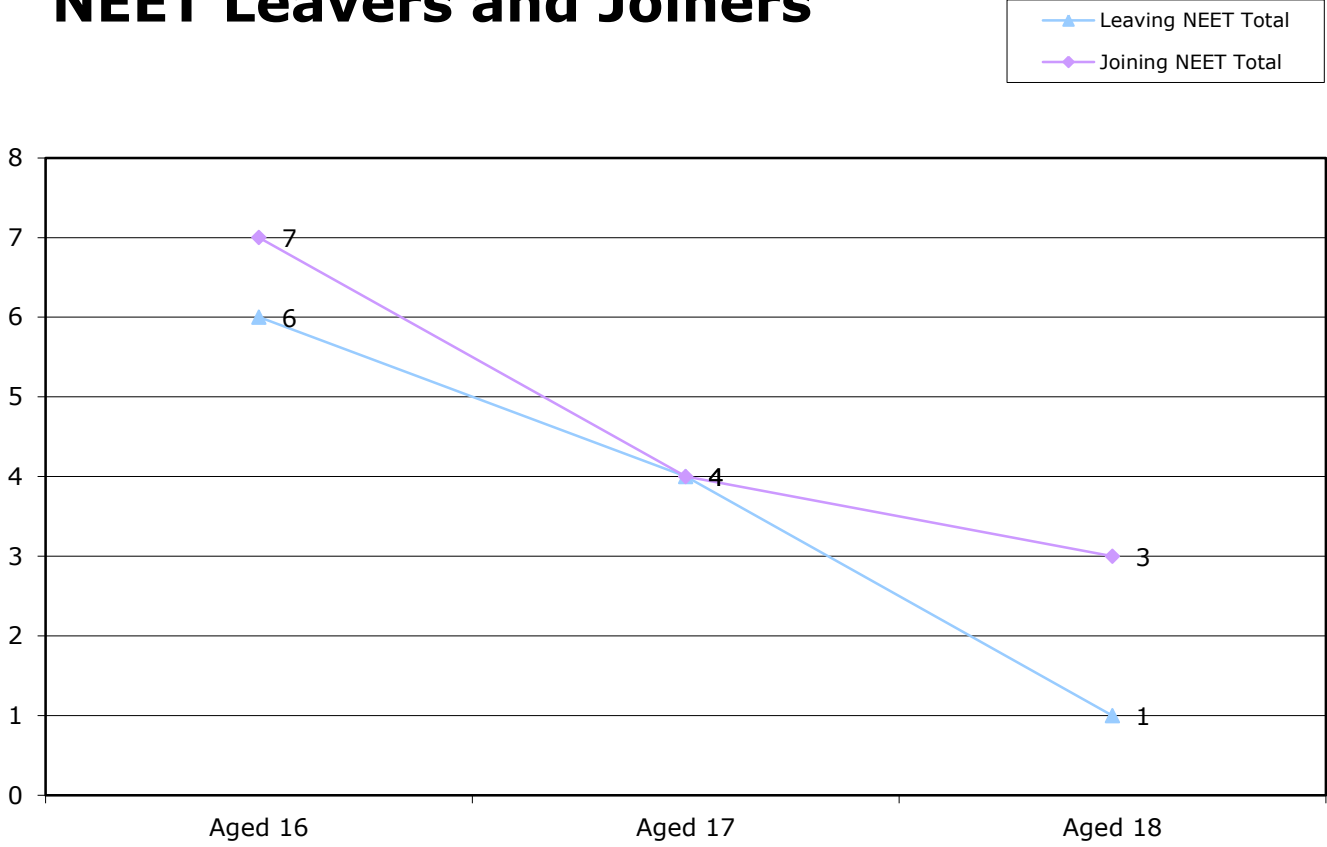
16-18 year old NEET by Vulnerable Group	Jun-14	May-14	Apr-14	Mar-14	Feb-14	Jan-14	Dec-13	Nov-13	Oct-13	Sep-13	Aug-13	Jul-13	Jun-13
Children in Care	40	43	46	46	43	42	41	38	36	36	54	48	50
Caring for own child	58	58	58	58	55	59	56	50	41	36	84	78	69
Asylum seeker	0	0	0	0	0	0	0	1	1	1	0	0	1
Carer not own child	4	4	4	4	4	2	1	1	1	1	6	7	6
Substance Misuse	7	7	7	7	7	5	4	3	3	5	7	6	6
Care Leaver	7	8	8	8	8	6	6	6	7	5	18	19	20
Supervised by YOT	13	14	15	15	14	11	20	17	19	23	24	22	24
Pregnancy	22	23	20	21	22	22	22	24	23	14	17	18	21
Parent not caring for own child	1	1	1	1	1	0	0	0	0	0	4	4	4
SEND (16-18 year olds)	36	38	41	44	45	44	38	38	34	29	56	47	50
SEND (19-24 year olds)	113	114	124	116	120	122	121	121	117	121	98	101	101

16-18 year old Not Knowns by Vulnerable Group	Jun-14	May-14	Apr-14	Mar-14	Feb-14	Jan-14	Dec-13	Nov-13	Oct-13	Sep-13	Aug-13	Jul-13	Jun-13
Children in Care	19	13	14	6	6	7	14	24	41	103	9	9	8
Caring for own child	5	3	5	2	2	2	3	5	5	9	18	15	10
Asylum seeker	2	2	1	1	1	1	3	4	6	9	3	3	1
Carer not own child	0	0	0	0	0	0	0	0	0	3	3	2	1
Substance Misuse	7	5	4	3	3	3	7	7	8	11	10	8	6
Care Leaver	0	0	0	0	0	0	0	0	0	2	6	7	3
Supervised by YOT	3	3	3	1	1	1	2	6	9	27	9	7	7
Pregnancy	2	2	2	2	2	2	3	2	3	7	4	4	3
Parent not caring for own child	1	1	2	1	1	1	1	1	1	2	0	0	0
SEND (16-18 year olds)	20	14	18	9	8	8	14	31	62	213	19	20	10
SEND (19-24 year olds)	211	214	222	219	225	227	231	245	277	317	219	220	223

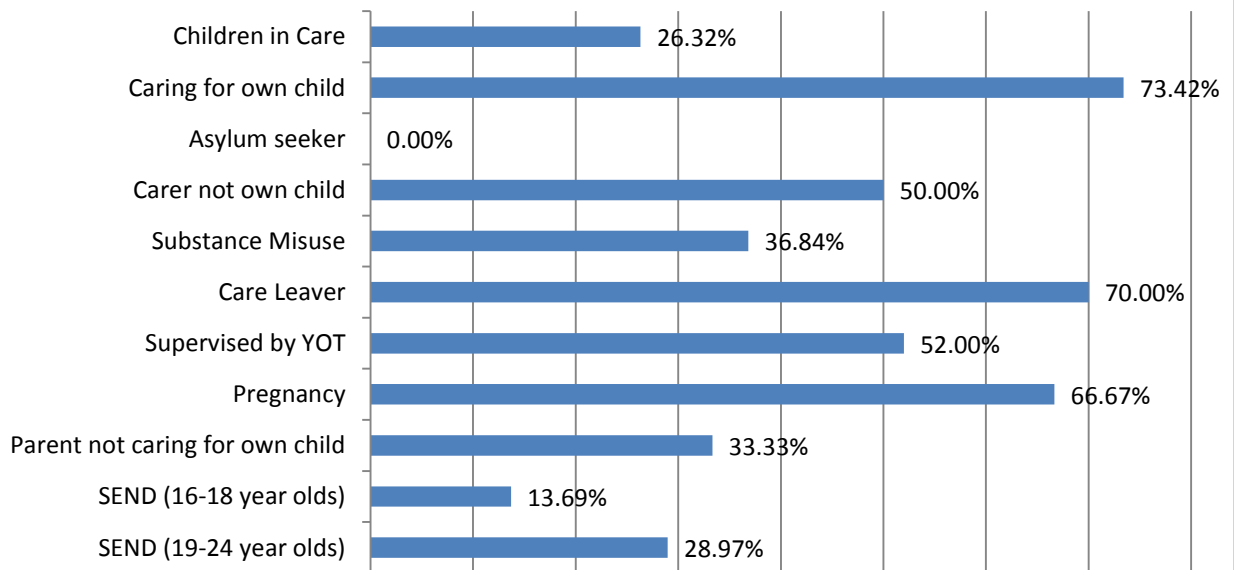
16-18 Year old NEET Leavers & Joiners	Aged 16	Aged 17	Aged 18	16-18 Total	Aged 19
Leaving NEET Total	6	4	1	11	16
Education	2	0	0	2	0
Employment	2	4	1	7	0
Government supported training	2	0	0	2	0
Re-engagement Provision	0	0	0	0	0
NEET in other area	0	0	0	0	0
Custodial Sentence	0	0	0	0	0
Moved Away	0	0	0	0	16
Cannot Be Contacted	0	0	0	0	0
Refused to disclose activity	0	0	0	0	0
Unknown Activity	0	0	0	0	0
Other Reason	0	0	0	0	0
Joining NEET Total	7	4	3	14	0
Education	5	1	0	6	0
Employment	0	0	0	0	0
Government supported training	0	0	0	0	0
Re-engagement Provision	0	0	0	0	0
NEET in other area	0	0	0	0	0
Other (inc custodial sentence)	2	3	3	8	0
Joiners>Leavers	-1	0	-2	-3	16

16-18 Year Old NEET Labour Market Summary	No	%
Available:		
Working not for reward	8	2.79%
Not yet ready for work or learning	17	5.92%
Start Date agreed	2	0.70%
Seeking EET	260	90.59%
Available Total	287	100%
Unavailable:		
Young carers	2	2.25%
Teenage parents	50	56.18%
Illness	27	30.34%
Pregnancy	9	10.11%
Religious grounds	0	0.00%
Unlikely to be economically active	1	1.12%
Other reason	0	0.00%
Unavailable Total	89	100%

NEET Leavers and Joiners



% of Vulnerable Cohorts who are NEET



Education and Young People's Services Performance Management
NEET Monthly Report - Tonbridge & Malling

16-18 year old cohort by Vulnerable Group	Jun-14	May-14	Apr-14	Mar-14	Feb-14	Jan-14	Dec-13	Nov-13	Oct-13	Sep-13	Aug-13	Jul-13	Jun-13
Children in Care	24	23	23	23	24	26	27	28	25	23	12	12	12
Caring for own child	35	35	34	34	32	31	28	25	24	23	49	49	50
Asylum seeker	1	1	1	1	1	1	1	1	1	1	2	2	2
Carer not own child	10	10	10	10	10	10	10	8	6	7	5	5	5
Substance Misuse	10	10	10	10	10	10	10	11	12	11	7	8	8
Care Leaver	1	1	1	1	1	1	1	1	1	1	3	3	3
Supervised by YOT	9	10	10	10	11	12	18	17	19	19	19	19	16
Pregnancy	11	10	11	11	14	11	12	11	7	6	4	3	2
Parent not caring for own child	2	2	2	2	2	2	2	2	2	2	2	2	2
SEND (16-18 year olds)	140	140	142	142	142	144	145	146	147	145	141	141	141
SEND (19-24 year olds)	232	237	272	245	247	247	251	255	257	260	211	215	216

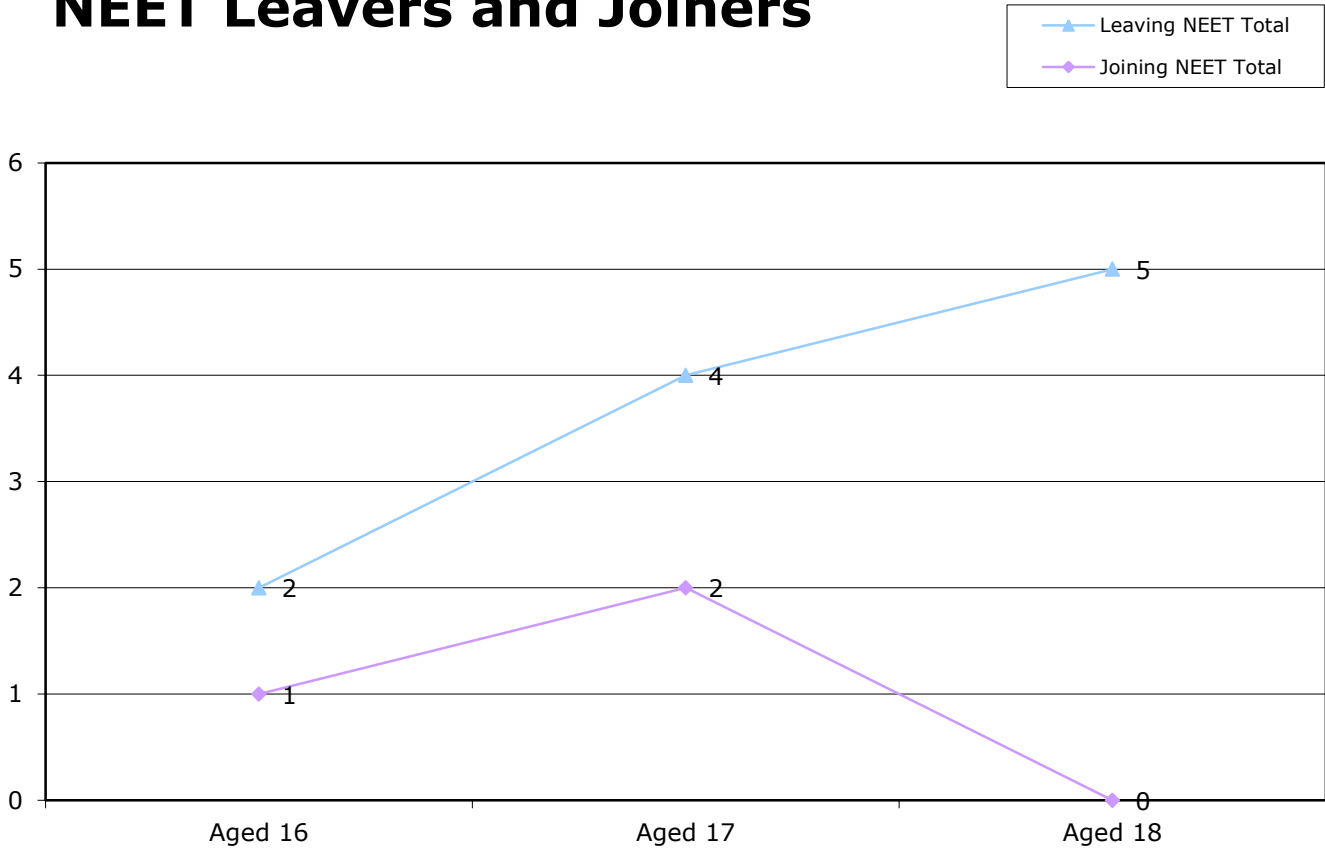
16-18 year old NEET by Vulnerable Group	Jun-14	May-14	Apr-14	Mar-14	Feb-14	Jan-14	Dec-13	Nov-13	Oct-13	Sep-13	Aug-13	Jul-13	Jun-13
Children in Care	4	3	3	3	4	4	3	5	2	2	2	1	0
Caring for own child	26	26	25	25	23	24	21	18	18	17	33	33	34
Asylum seeker	1	1	1	1	1	1	1	1	0	0	0	0	0
Carer not own child	2	2	2	2	2	2	3	1	1	1	1	1	1
Substance Misuse	2	2	2	3	3	3	3	3	3	3	3	3	3
Care Leaver	1	1	1	1	1	1	1	1	1	1	1	1	1
Supervised by YOT	4	5	5	5	4	4	5	3	3	3	2	3	4
Pregnancy	8	7	7	7	10	8	9	7	5	4	3	2	1
Parent not caring for own child	2	2	2	2	2	2	2	2	2	2	2	2	2
SEND (16-18 year olds)	12	12	12	12	12	12	11	13	10	11	16	15	16
SEND (19-24 year olds)	47	49	51	50	50	51	52	52	50	57	48	47	45

16-18 year old Not Known by Vulnerable Group	Jun-14	May-14	Apr-14	Mar-14	Feb-14	Jan-14	Dec-13	Nov-13	Oct-13	Sep-13	Aug-13	Jul-13	Jun-13
Children in Care	5	4	4	4	4	4	5	7	10	19	2	2	1
Caring for own child	3	3	3	3	1	1	1	1	1	1	4	4	2
Asylum seeker	0	0	0	0	0	0	0	0	1	1	0	0	0
Carer not own child	0	0	0	0	0	1	1	2	2	5	0	0	0
Substance Misuse	2	2	1	1	1	1	1	1	1	6	1	1	0
Care Leaver	0	0	0	0	0	0	0	0	0	0	1	1	0
Supervised by YOT	2	2	0	0	0	0	5	5	8	10	4	4	3
Pregnancy	1	1	1	1	1	1	0	0	1	2	0	0	0
Parent not caring for own child	0	0	0	0	0	0	0	0	0	0	0	0	0
SEND (16-18 year olds)	27	25	30	21	23	27	26	33	46	117	10	11	1
SEND (19-24 year olds)	155	158	184	165	166	166	167	169	173	190	124	121	108

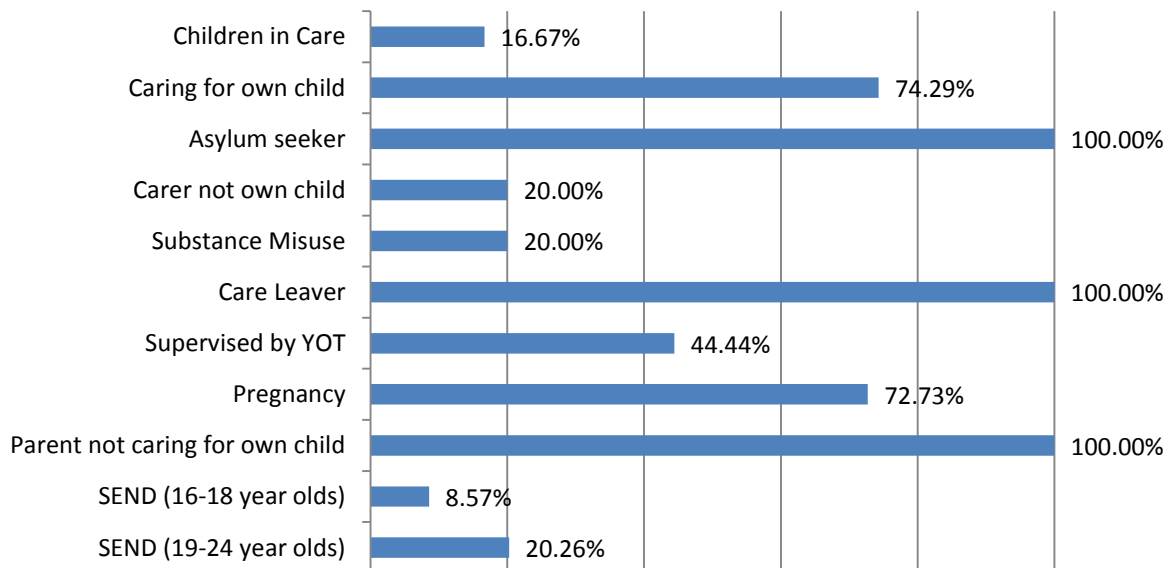
16-18 Year old NEET Leavers & Joiners	Aged 16	Aged 17	Aged 18	16-18 Total	Aged 19
Leaving NEET Total	2	4	5	11	4
Education	0	0	0	0	0
Employment	2	4	4	10	0
Government supported training	0	0	1	1	0
Re-engagement Provision	0	0	0	0	0
NEET in other area	0	0	0	0	0
Custodial Sentence	0	0	0	0	0
Moved Away	0	0	0	0	4
Cannot Be Contacted	0	0	0	0	0
Refused to disclose activity	0	0	0	0	0
Unknown Activity	0	0	0	0	0
Other Reason	0	0	0	0	0
Joining NEET Total	1	2	0	3	0
Education	1	0	0	1	0
Employment	0	0	0	0	0
Government supported training	0	0	0	0	0
Re-engagement Provision	0	0	0	0	0
NEET in other area	0	0	0	0	0
Other (inc custodial sentence)	0	2	0	2	0
Joiners>Leavers	1	2	5	8	4

16-18 Year Old NEET Labour Market Summary	No	%
Available:		
Working not for reward	3	2.44%
Not yet ready for work or learning	11	8.94%
Start Date agreed	1	0.81%
Seeking EET	108	87.80%
Available Total	123	100%
Unavailable:		
Young carers	0	0.00%
Teenage parents	24	54.55%
Illness	13	29.55%
Pregnancy	5	11.36%
Religious grounds	0	0.00%
Unlikely to be economically active	2	4.55%
Other reason	0	0.00%
Unavailable Total	44	100%

NEET Leavers and Joiners



% of Vulnerable Cohorts who are NEET



Education and Young People's Services Performance Management

NEET Monthly Report - Tunbridge Wells

16-18 year old cohort by Vulnerable Group	Jun-14	May-14	Apr-14	Mar-14	Feb-14	Jan-14	Dec-13	Nov-13	Oct-13	Sep-13	Aug-13	Jul-13	Jun-13
Children in Care	22	22	22	22	22	21	21	20	21	22	27	26	26
Caring for own child	30	30	30	29	25	25	25	24	24	21	38	36	35
Asylum seeker	5	5	5	5	5	5	5	6	6	6	14	14	14
Carer not own child	4	5	5	5	5	5	5	5	5	5	4	4	3
Substance Misuse	7	7	7	7	8	8	8	8	12	13	10	9	11
Care Leaver	1	1	0	0	0	0	0	0	0	0	0	0	1
Supervised by YOT	6	6	8	8	8	7	10	10	10	11	10	8	9
Pregnancy	11	11	11	11	14	13	13	11	11	5	7	8	10
Parent not caring for own child	2	2	2	2	1	1	1	1	1	1	0	0	1
SEND (16-18 year olds)	139	141	143	143	143	144	144	142	141	146	134	135	135
SEND (19-24 year olds)	189	191	224	197	199	202	205	207	212	216	173	179	180

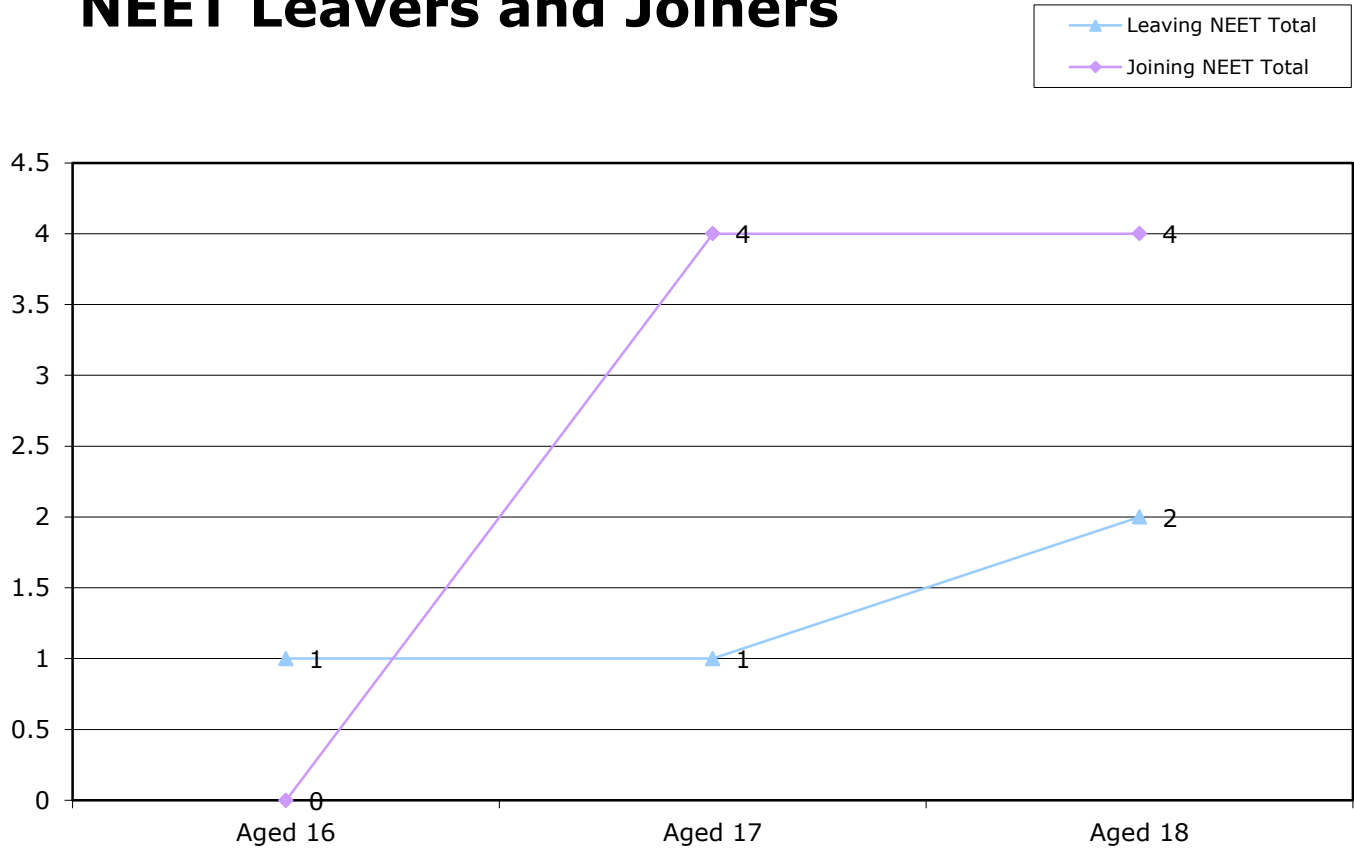
16-18 year old NEET by Vulnerable Group	Jun-14	May-14	Apr-14	Mar-14	Feb-14	Jan-14	Dec-13	Nov-13	Oct-13	Sep-13	Aug-13	Jul-13	Jun-13
Children in Care	6	6	6	5	5	5	4	3	2	3	5	4	4
Caring for own child	22	23	23	22	19	19	19	19	17	14	28	25	23
Asylum seeker	0	0	0	0	0	0	0	0	0	0	1	1	1
Carer not own child	0	0	0	0	0	0	0	0	0	0	1	1	0
Substance Misuse	2	2	2	1	3	4	3	3	2	1	3	2	4
Care Leaver	1	1	0	0	0	0	0	0	0	0	0	0	1
Supervised by YOT	3	3	2	2	2	3	3	3	2	3	5	4	4
Pregnancy	5	5	5	5	7	7	8	6	7	4	3	4	6
Parent not caring for own child	1	1	1	0	0	0	0	0	0	0	0	0	1
SEND (16-18 year olds)	9	11	12	12	13	12	15	11	12	13	19	18	19
SEND (19-24 year olds)	22	23	28	24	24	25	26	26	27	27	21	20	20

16-18 year old Not Known by Vulnerable Group	Jun-14	May-14	Apr-14	Mar-14	Feb-14	Jan-14	Dec-13	Nov-13	Oct-13	Sep-13	Aug-13	Jul-13	Jun-13
Children in Care	2	2	2	0	0	0	1	2	8	13	4	4	2
Caring for own child	1	2	3	2	2	1	1	1	2	5	1	4	1
Asylum seeker	1	1	1	0	0	0	0	0	3	5	3	4	1
Carer not own child	1	2	1	0	0	0	0	0	0	3	0	0	0
Substance Misuse	0	0	0	0	0	0	1	1	6	8	3	3	0
Care Leaver	0	0	0	0	0	0	0	0	0	0	0	0	0
Supervised by YOT	1	1	1	1	0	0	1	1	2	4	0	0	1
Pregnancy	2	2	2	1	0	0	0	0	0	0	3	2	1
Parent not caring for own child	0	0	0	0	0	0	0	0	0	1	0	0	0
SEND (16-18 year olds)	14	12	16	6	3	2	2	8	27	89	20	14	4
SEND (19-24 year olds)	131	130	141	128	125	125	125	113	125	146	97	92	66

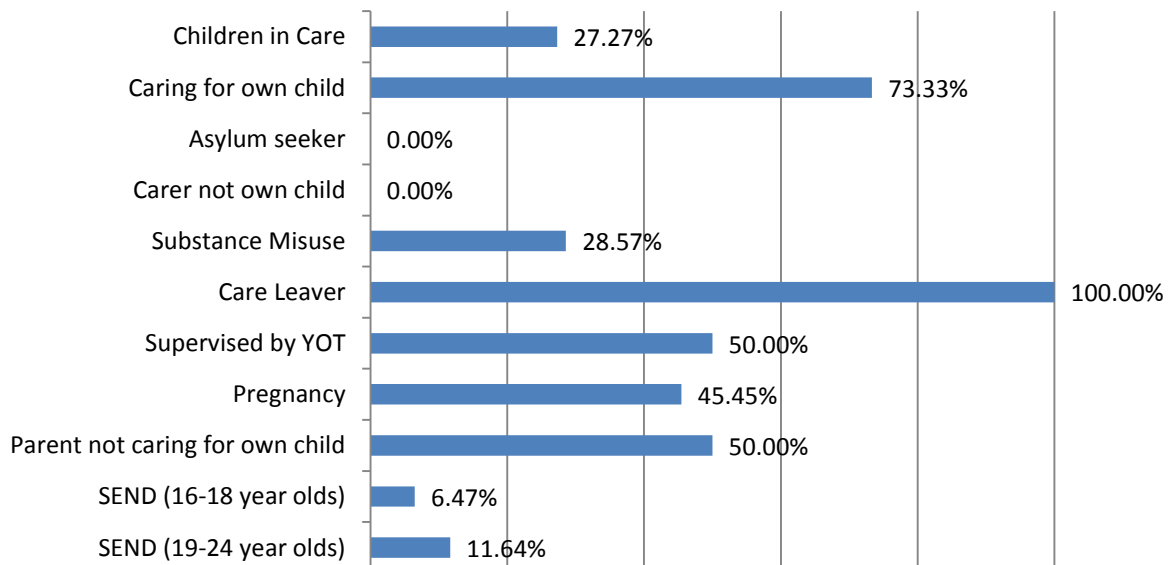
16-18 Year old NEET Leavers & Joiners	Aged 16	Aged 17	Aged 18	16-18 Total	Aged 19
Leaving NEET Total	1	1	2	4	3
Education	0	0	0	0	0
Employment	1	1	0	2	0
Government supported training	0	0	2	2	0
Re-engagement Provision	0	0	0	0	0
NEET in other area	0	0	0	0	0
Custodial Sentence	0	0	0	0	0
Moved Away	0	0	0	0	3
Cannot Be Contacted	0	0	0	0	0
Refused to disclose activity	0	0	0	0	0
Unknown Activity	0	0	0	0	0
Other Reason	0	0	0	0	0
Joining NEET Total	0	4	4	8	0
Education	0	0	0	0	0
Employment	0	0	1	1	0
Government supported training	0	0	0	0	0
Re-engagement Provision	0	0	0	0	0
NEET in other area	0	0	0	0	0
Other (inc custodial sentence)	0	4	3	7	0
Joiners>Leavers	1	-3	-2	-4	3

16-18 Year Old NEET Labour Market Summary	No	%
Available:		
Working not for reward	2	1.56%
Not yet ready for work or learning	13	10.16%
Start Date agreed	5	3.91%
Seeking EET	108	84.38%
Available Total	128	100%
Unavailable:		
Young carers	0	0.00%
Teenage parents	18	72.00%
Illness	2	8.00%
Pregnancy	4	16.00%
Religious grounds	0	0.00%
Unlikely to be economically active	1	4.00%
Other reason	0	0.00%
Unavailable Total	25	100%

NEET Leavers and Joiners



% of Vulnerable Cohorts who are NEET

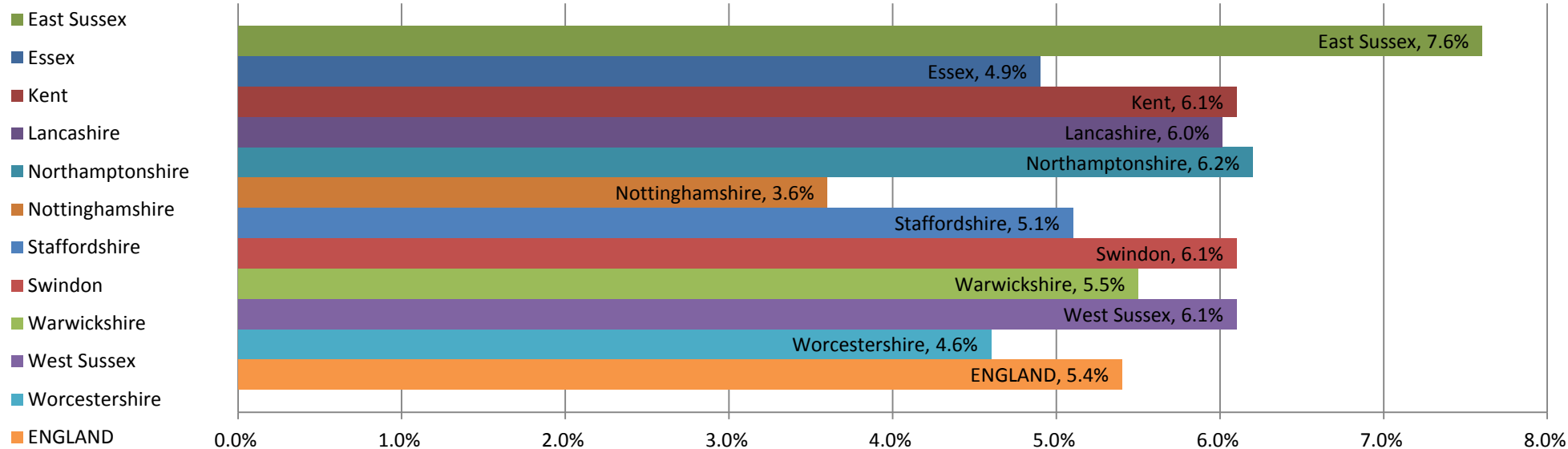


Education and Young People's Services Performance Management
Kent/National/Statistical Neighbours
AS AT 31st May 2014

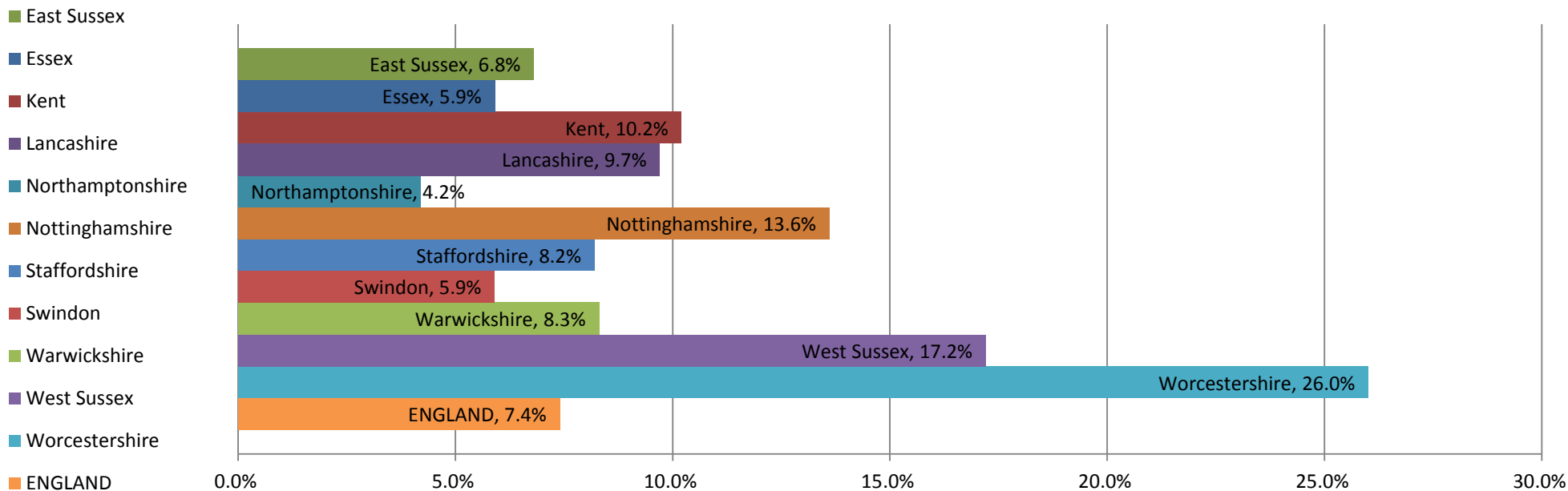
	NEET		Not known		In learning	
	% Academic Age16-18s NEET	% change over last 12 months	% Academic Age16-18s NK	% change over last 12 months	% Academic Age16-18s in learning	% change over last 12 months
ENGLAND	5.4%	-8.5%	7.4%	2.5%	82.4%	1.7%

Name	NEET Ranked Position	Academic Age16-18 (Y12-Y14) NEET %	Y12 NEET%	Y13 NEET%	Y14 NEET%	N/K Ranked Position	Academic Age 16 - 18 (Y12-Y14) NK %	Y12 NK%	Y13 NK%	Y14 NK%	Academic Age 16 - 18 (Y12-14) In Learning %	Y12 In Learning %	Y13 In Learning %	Y14 In Learning %
Kent	7	6.1%	3.4%	6.1%	9.2%	8	10.2%	3.1%	7.5%	20.5%	79.3%	92.7%	83.2%	61.0%
East Sussex	11	7.6%	3.7%	5.8%	14.2%	4	6.8%	0.5%	4.9%	15.4%	79.0%	94.0%	85.3%	56.8%
Essex	3	4.9%	2.9%	4.4%	7.5%	2	5.9%	1.8%	5.4%	10.4%	80.4%	94.0%	84.9%	62.1%
Lancashire	6	6.0%	3.4%	5.2%	9.8%	7	9.7%	4.2%	7.8%	17.0%	80.8%	91.5%	85.0%	65.7%
Northamptonshire	10	6.2%	3.1%	6.0%	9.4%	1	4.2%	2.4%	3.4%	7.0%	82.3%	93.4%	86.0%	67.1%
Nottinghamshire	1	3.6%	1.6%	3.2%	6.5%	9	13.6%	6.3%	11.2%	23.5%	82.6%	91.9%	85.5%	70.1%
Staffordshire	4	5.1%	2.9%	5.0%	7.7%	5	8.2%	2.1%	5.7%	16.9%	82.0%	94.1%	86.1%	65.5%
Swindon	7	6.1%	2.3%	5.5%	10.8%	2	5.9%	1.5%	4.8%	11.4%	82.2%	95.2%	85.4%	66.5%
Warwickshire	5	5.5%	2.9%	4.4%	9.9%	6	8.3%	2.8%	3.6%	18.7%	82.0%	93.3%	88.5%	63.9%
West Sussex	7	6.1%	2.8%	4.2%	12.2%	10	17.2%	4.5%	17.6%	29.6%	74.6%	92.4%	77.3%	54.0%
Worcestershire	2	4.6%	3.2%	4.0%	8.8%	11	26.0%	6.8%	9.9%	62.0%	67.8%	88.3%	82.7%	31.7%
Mean Indicator for Statistical neighbours		5.6%	2.9%	4.8%	9.7%		10.6%	3.3%	7.4%	21.2%	79.4%	92.8%	84.7%	60.3%

Statistical Neighbours NEETs May 2014



Statistical Neighbours Not Knowns May 2014



Education and Young People's Services Performance Management

NEET Monthly Report - Kent

Year 11 intended destinations summary	Cohort total	Total not yet recorded/undecided	%age of total
Kent	17450	2,011	11.5%
Ashford	1406	136	9.7%
Canterbury	1662	155	9.3%
Dartford	1437	133	9.3%
Dover	1454	115	7.9%
Gravesham	1350	130	9.6%
Maidstone	1954	188	9.6%
Sevenoaks	497	97	19.5%
Shepway	1126	193	17.1%
Swale	1702	450	26.4%
Thanet	1721	166	9.6%
Tonbridge & Malling	1595	144	9.0%
Tunbridge Wells	1546	104	6.7%

Year 11 September Guarantee summary	Cohort total	Total no offer made	%age of total
Kent	17449	4,371	25.1%
Ashford	1407	326	23.2%
Canterbury	1663	606	36.4%
Dartford	1439	327	22.7%
Dover	1457	396	27.2%
Gravesham	1348	416	30.9%
Maidstone	1953	263	13.5%
Sevenoaks	497	303	61.0%
Shepway	1124	390	34.7%
Swale	1702	418	24.6%
Thanet	1718	582	33.9%
Tonbridge & Malling	1595	197	12.4%
Tunbridge Wells	1546	147	9.5%

Year 12 September Guarantee summary	Cohort total	Total no offer made	%age of total
Kent	17806	7,534	42.3%
Ashford	1554	604	38.9%
Canterbury	1640	777	47.4%
Dartford	1188	651	54.8%
Dover	1365	626	45.9%
Gravesham	1360	701	51.5%
Maidstone	1752	679	38.8%
Sevenoaks	1129	439	38.9%
Shepway	1330	581	43.7%
Swale	1851	732	39.5%
Thanet	1821	784	43.1%
Tonbridge & Malling	1518	568	37.4%
Tunbridge Wells	1298	392	30.2%