

Children, Young People and Education

Young People Not in Education, Employment or Training (NEET) Report

September 2022 Data

Produced by Management Information & Intelligence, Core+

CYPE Management Information & Intelligence, KCC
Source: Core+ CCIS
Any queries please contact MICorePlus@kent.gov.uk
Extraction Date: 26 October 2022



CYPE - MI Report

Headlines and Commentary

Select Academic Age

- Select all
- 16
- 17

District

- Select all
- Ashford
- Canterbury
- Dartford
- Dover
- Folkestone & Hythe
- Gravesham
- Maidstone
- Sevenoaks
- Swale
- Thanet
- Tonbridge and Malling
- Tunbridge Wells

| MI Reporting Month | NEET % | NEET % Same Point Last Year | Participation % | Participation % Same Point Last Year | Not Known % | Not Known % Same Point Last Year | NEET and Not Known % | NEET and Not Known % Same Point Last Year |
|--------------------|--------|-----------------------------|-----------------|--------------------------------------|-------------|----------------------------------|----------------------|---|
| July 2022 | 3.2% | 3.5% | 90.8 | 89.8 | 2.8% | 3.8% | 6.0% | 7.2% |
| August 2022 | 3.1% | 3.5% | 90.3 | 89.2 | 3.6% | 4.3% | 6.7% | 7.8% |
| September 2022 | 2.4% | 2.3% | 36.2 | 43.0 | 60.0% | 53.0% | 62.4% | 55.3% |

Management Information are committed and focused on fulfilling our obligation to Kent's young people during these difficult times. We will continue to provide all necessary analysis to help Managers and Key Workers achieve this goal.

The NEET population is currently at 2.4% compared to 2.3% at the same time last year, and our Not Knowns are at 60.0%, compared to 53.0% at the same time last year. The Participation rate is 36.2%, compared to 43.0% the same point last year.

District performance for NEET varies from 1.8% in Ashford and Tunbridge Wells to 3.1% in Swale and Thanet. District performance for Not Knowns varies from 36.7% in Tunbridge Wells to 76.9% in Folkestone & Hythe.

The Local Authority has a statutory duty to collect data from all education establishments regarding offers they have made to 16- and 17-year olds from September. It is an important part of our planning and transition support offer. Enabling us to identify those at-risk of NEET, gaps in local provision and to work alongside you in supporting our most vulnerable young people.

Please note the Statistical Neighbour report has been updated to reflect the new neighbours. Northamptonshire has been replaced by West Northamptonshire and West Sussex has been replaced by Suffolk.

CYPE - MI Report

County NEET and Not Known Breakdown

MI Reporting Month

- September 2021
- October 2021
- November 2021
- December 2021
- January 2022
- February 2022
- March 2022
- April 2022
- May 2022
- June 2022
- July 2022
- August 2022
- September 2022

Select Academic Age

- Select all
- 16
- 17

34,201

Overall Cohort

2.4%

NEET

824

NEET Cohort

60.0%

Not Known

20,527

Not Known Cohort

62.4%

NEET and Not Known

21,351

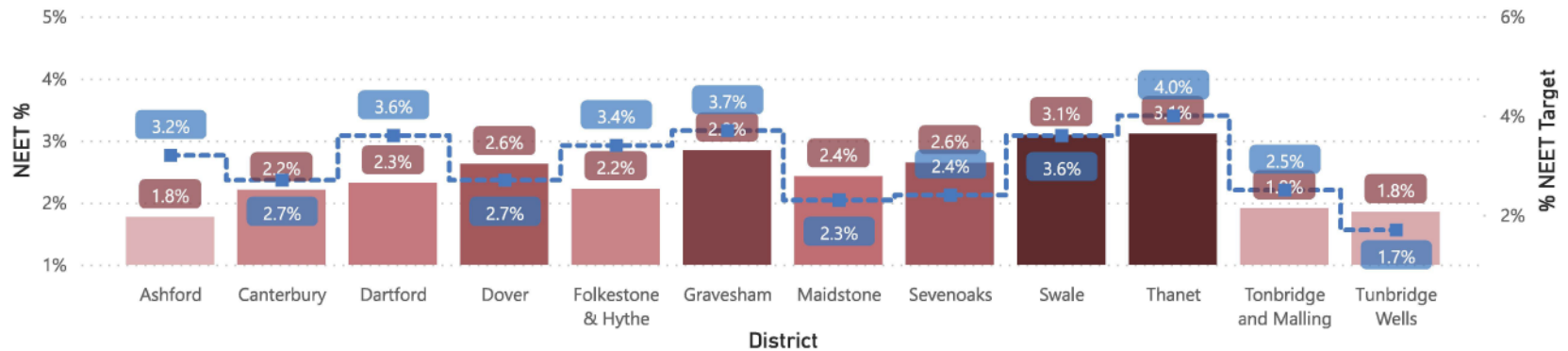
NEET and Not Known Cohort

Select District

- Select all
- Ashford
- Canterbury
- Dartford
- Dover
- Folkestone & Hythe
- Gravesham
- Maidstone
- Sevenoaks
- Swale
- Thanet
- Tonbridge and Malling
- Tunbridge Wells

NEET Cohort by District

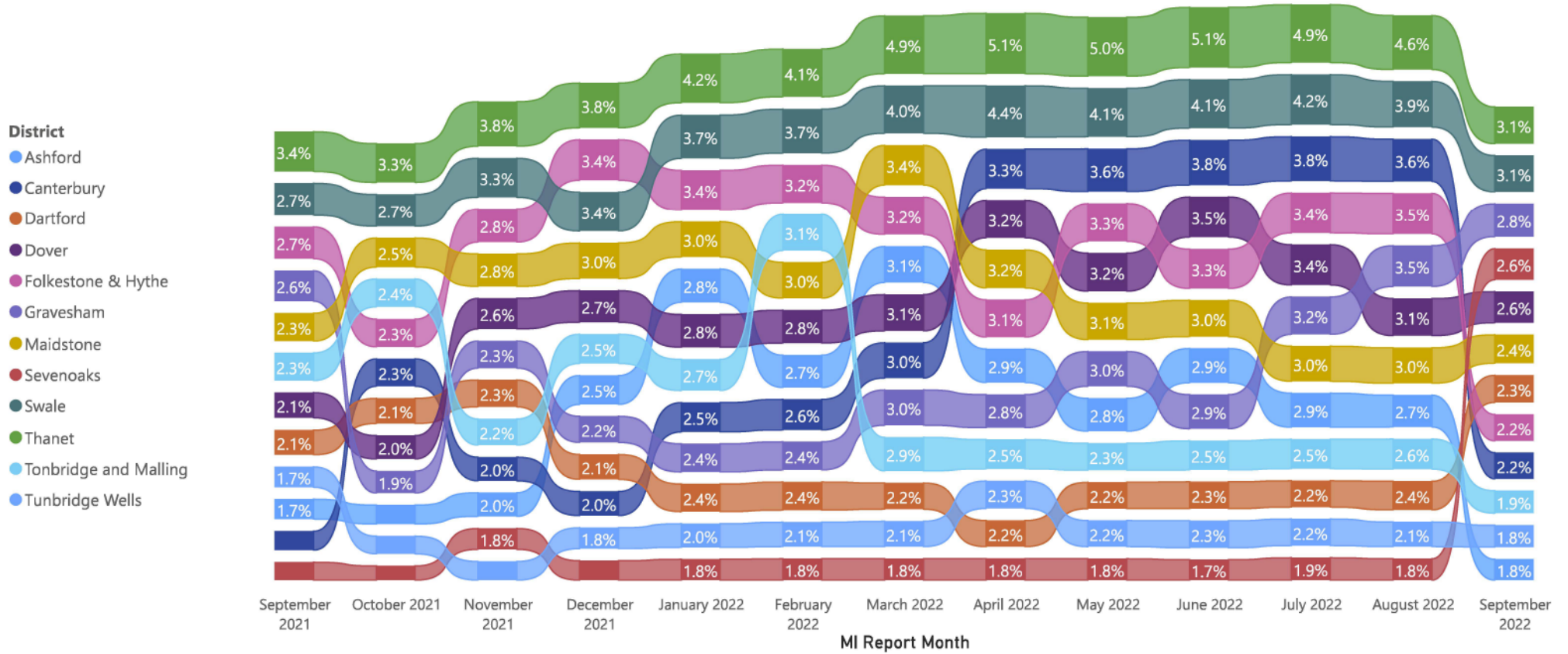
● NEET % - - - % NEET Target



CYPE - MI Report

District NEET Trends

NEET Cohort by District



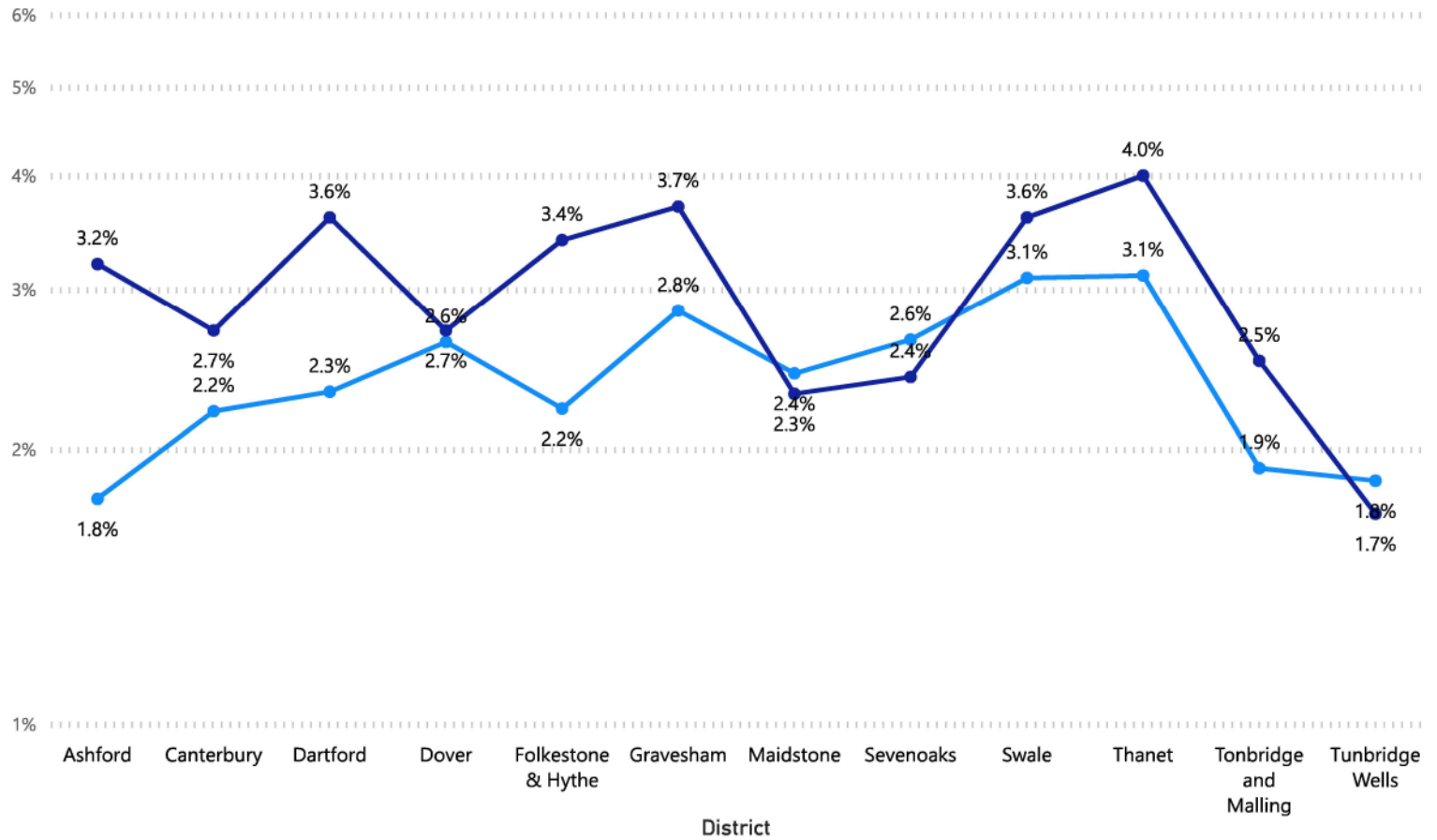
CYPE - MI Report

Current Month Target Comparison

MI Reporting Month ▼

- September 2021
- October 2021
- November 2021
- December 2021
- January 2022
- February 2022
- March 2022
- April 2022
- May 2022
- June 2022
- July 2022
- August 2022
- September 2022

● NEET %
● NEET Target %



CYPE - MI Report

SEND NEET and Not Known Breakdown

MI Reporting Month

- September 2021
- October 2021
- November 2021
- December 2021
- January 2022
- February 2022
- March 2022
- April 2022
- May 2022
- June 2022
- July 2022
- August 2022
- September 2022

Select Academic Age

- Select all
- 16
- 17

Characteristic

- SEN Support

Select District

- Select all
- Ashford
- Canterbury
- Dartford
- Dover
- Folkestone & Hythe
- Gravesham
- Maidstone
- Sevenoaks
- Swale
- Thanet
- Tonbridge and Malling
- Tunbridge Wells

4,840

Overall Cohort

272

NEET Cohort

3,202

Not Known Cohort

3,474

NEET and Not Known Cohort

71.8%

NEET and Not Known %

5.6%

NEET %

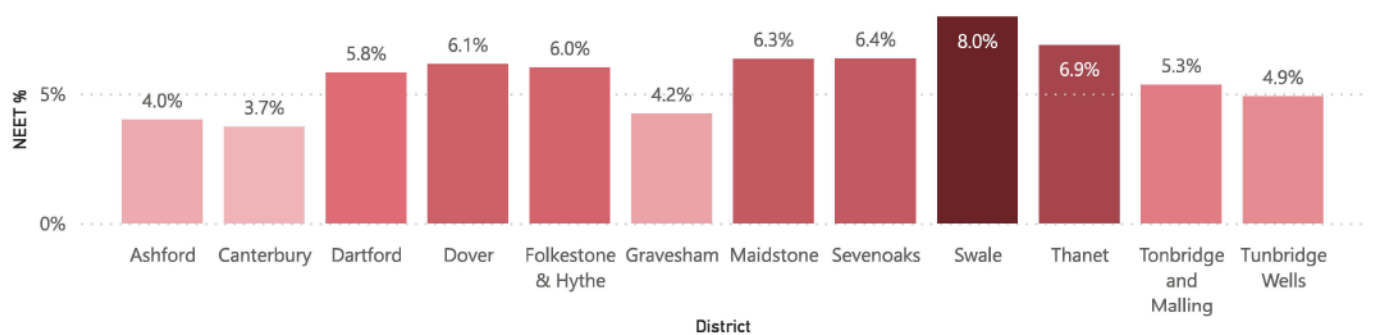
66.2%

Not Known %

NEET Cohort by District



NEET Cohort by District



CYPE - MI Report

SEND NEET and Not Known Breakdown

MI Reporting Month

- September 2021
- October 2021
- November 2021
- December 2021
- January 2022
- February 2022
- March 2022
- April 2022
- May 2022
- June 2022
- July 2022
- August 2022
- September 2022

Select Academic Age

- Select all
- 16
- 17

Characteristic

- SEND (EHCP)

Select District

- Select all
- Ashford
- Canterbury
- Dartford
- Dover
- Folkestone & Hythe
- Gravesham
- Maidstone
- Sevenoaks
- Swale
- Thanet
- Tonbridge and Malling
- Tunbridge Wells

1,852

Overall Cohort

95

NEET Cohort

1,164

Not Known Cohort

1,259

NEET and Not Known Cohort

68.0%

NEET and Not Known %

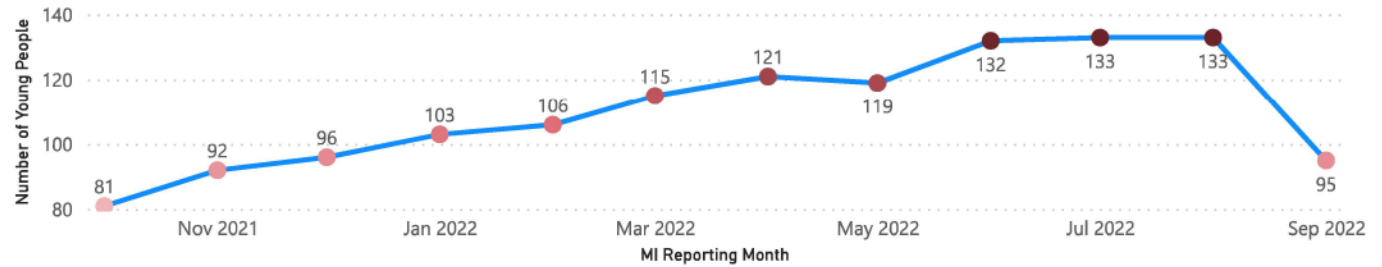
5.1%

NEET %

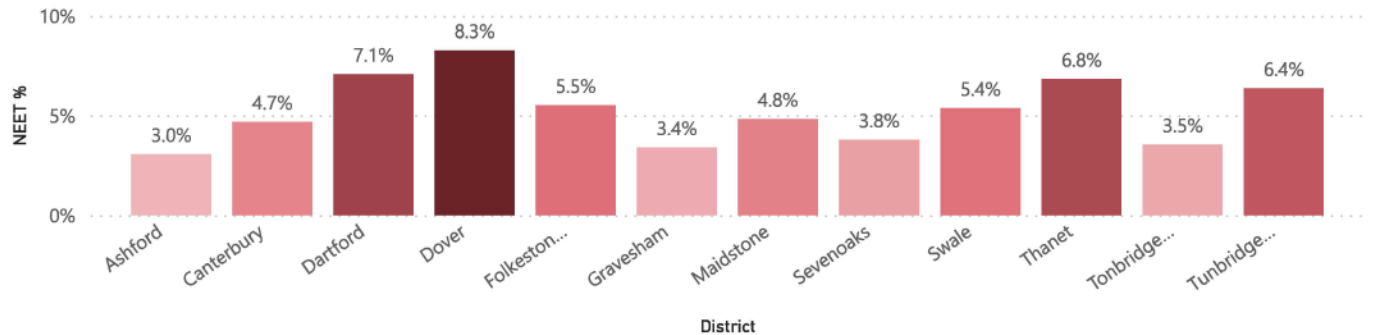
62.9%

Not Known %

NEET Cohort by District



NEET Cohort by District



CYPE - MI Report

Youth Offending Team NEET and Not Known Breakdown

MI Reporting Month

- September 2021
- October 2021
- November 2021
- December 2021
- January 2022
- February 2022
- March 2022
- April 2022
- May 2022
- June 2022
- July 2022
- August 2022
- September 2022

Select District

- Select all
- Ashford
- Canterbury
- Dartford
- Dover
- Folkestone & Hythe
- Gravesham
- Maidstone
- Sevenoaks
- Swale
- Thanet
- Tonbridge and Malling
- Tunbridge Wells

Select Academic Age

- Select all
- 16
- 17

Characteristic

- Supervised By Yots

68.0%

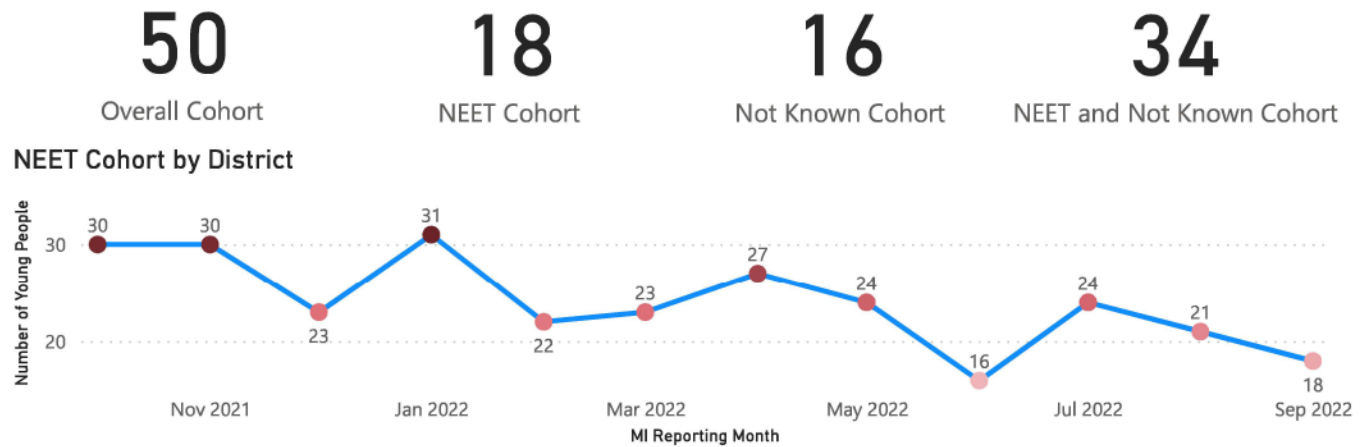
NEET and Not Known %

36.0%

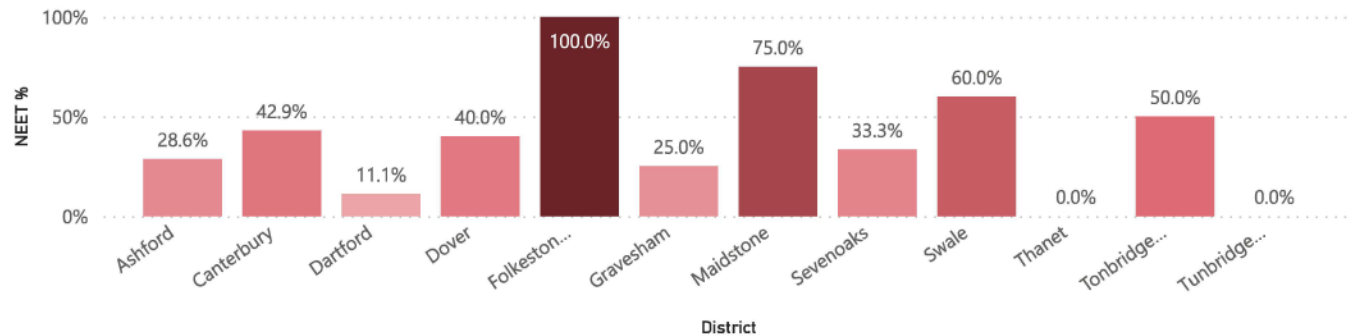
NEET %

32.0%

Not Known %



NEET Cohort by District



CYPE - MI Report

Children's Social Work Services NEET and Not Known Breakdown

MI Reporting Month

- September 2021
- October 2021
- November 2021
- December 2021
- January 2022
- February 2022
- March 2022
- April 2022
- May 2022
- June 2022
- July 2022
- August 2022
- September 2022

Select Academic Age

- Select all
- 16
- 17

Characteristic

- Looked After

Select District

- Select all
- Ashford
- Canterbury
- Dartford
- Dover
- Folkestone & Hythe
- Gravesham
- Maidstone
- Sevenoaks
- Swale
- Thanet
- Tonbridge and Malling
- Tunbridge Wells

79.1%

NEET and Not Known %

15.6%

NEET %

63.5%

Not Known %

455

Overall Cohort

71

NEET Cohort

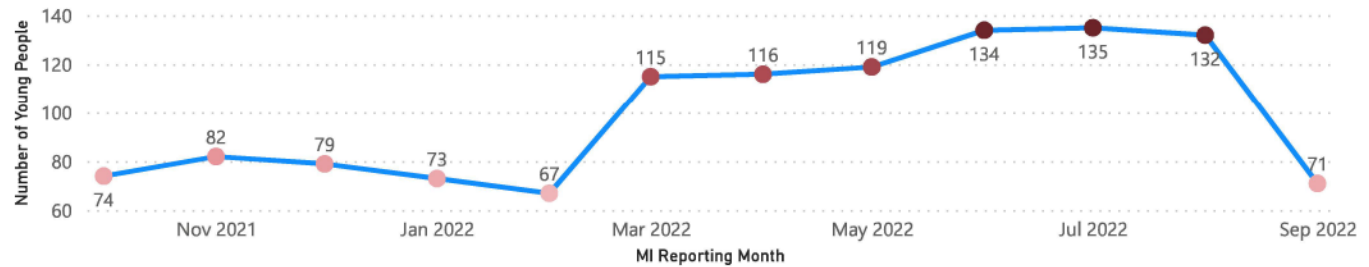
289

Not Known Cohort

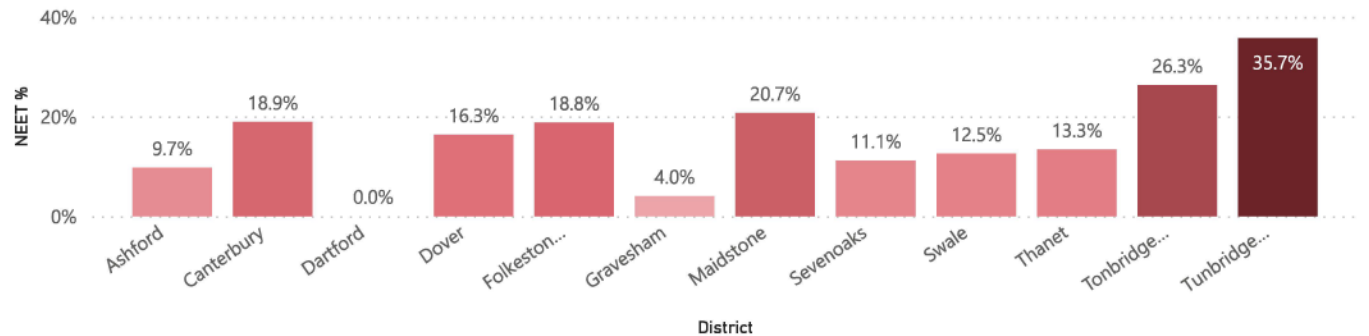
360

NEET and Not Known Cohort

NEET Cohort by District



NEET Cohort by District



CYPE - MI Report

Children's Social Work Services NEET and Not Known Breakdown

MI Reporting Month

- September 2021
- October 2021
- November 2021
- December 2021
- January 2022
- February 2022
- March 2022
- April 2022
- May 2022
- June 2022
- July 2022
- August 2022
- September 2022

Select Academic Age

- Select all
- 16
- 17

Characteristic

- Refugee

Select District

- Select all
- Ashford
- Canterbury
- Dover
- Folkestone & Hythe
- Gravesham
- Sevenoaks
- Thanet
- Tonbridge and Malling
- Tunbridge Wells

73.8%

NEET and Not Known %

14.8%

NEET %

59.0%

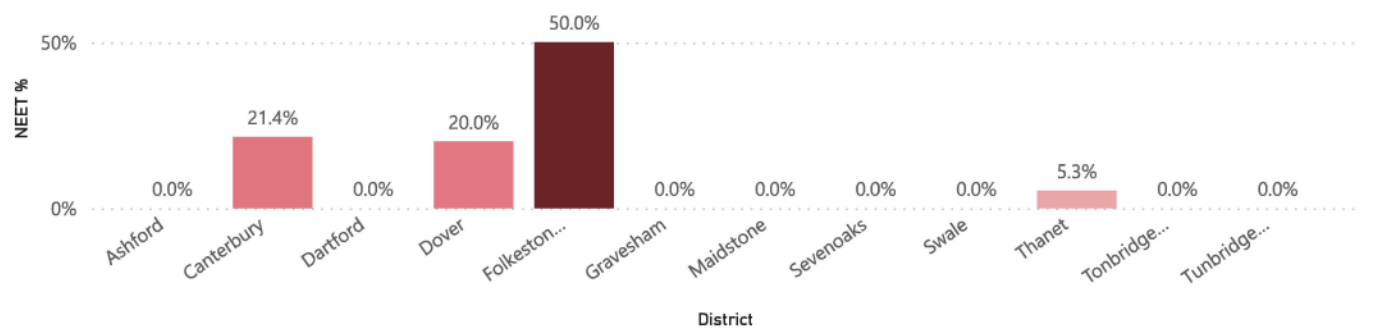
Not Known %



NEET Cohort by District



NEET Cohort by District



CYPE - MI Report

Early Help NEET and Not Known Breakdown

MI Reporting Month

- September 2021
- October 2021
- November 2021
- December 2021
- January 2022
- February 2022
- March 2022
- April 2022
- May 2022
- June 2022
- July 2022
- August 2022
- September 2022

Select District

- Select all
- Ashford
- Folkestone & Hythe
- Swale

Select Academic Age

- Select all
- 16
- 17

Characteristic

- Carer Not Own Child

100.0%


NEET and Not Known

100.0%

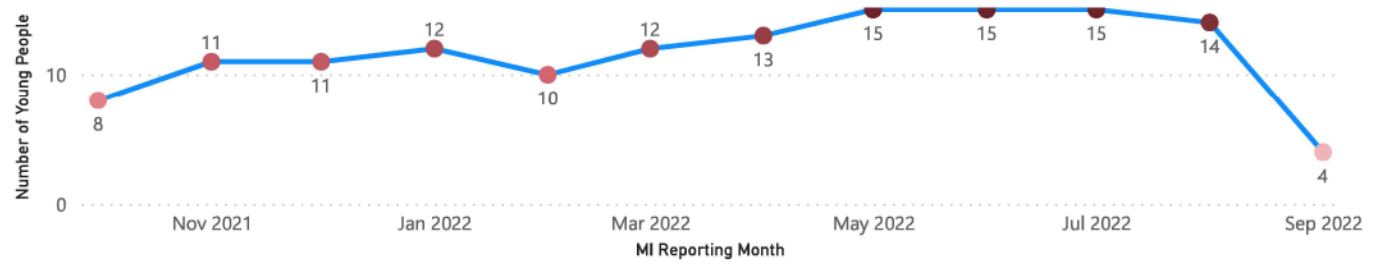
NEET

0.0%

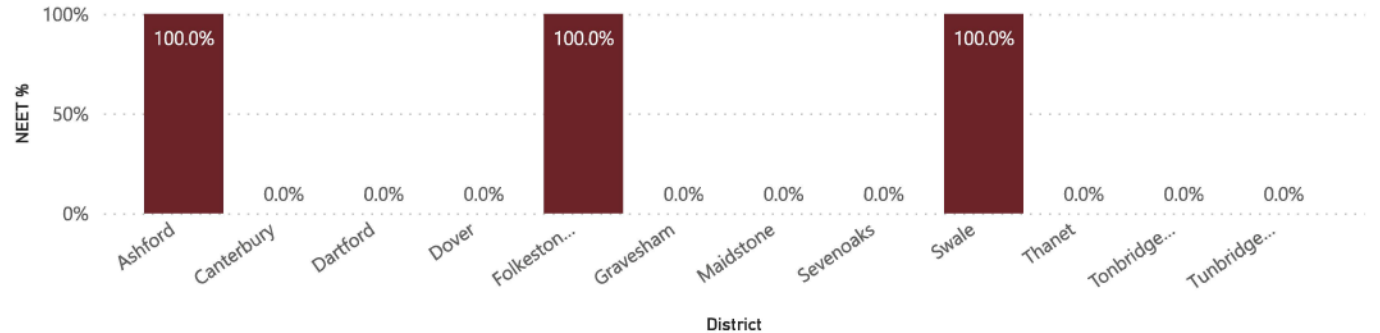
Not Known



NEET Cohort by District



NEET Cohort by District



CYPE - MI Report

Early Help NEET and Not Known Breakdown

MI Reporting Month

- September 2021
- October 2021
- November 2021
- December 2021
- January 2022
- February 2022
- March 2022
- April 2022
- May 2022
- June 2022
- July 2022
- August 2022
- September 2022

Select District

- Select all
- Ashford
- Canterbury
- Dover
- Folkestone & Hythe
- Gravesham
- Maidstone
- Sevenoaks
- Swale
- Thanet
- Tonbridge and Malling

Select Academic Age

- Select all
- 16
- 17

Characteristic

- Caring For Own Child

86.2%


NEET and Not Known

79.3%

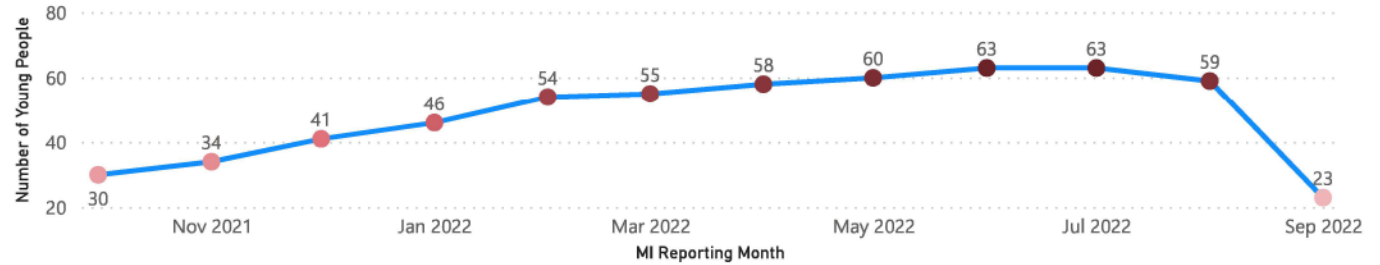
NEET

6.9%

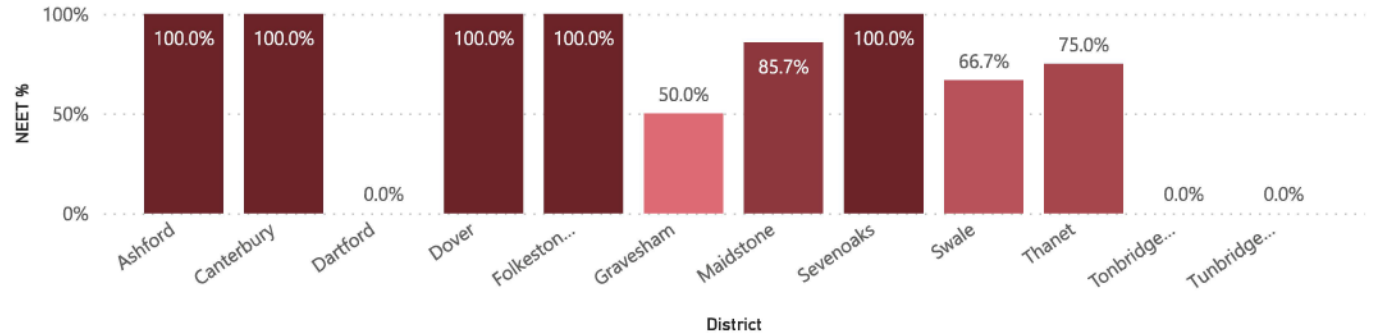
Not Known



NEET Cohort by District



NEET Cohort by District



CYPE - MI Report

Early Help NEET and Not Known Breakdown

MI Reporting Month

- October 2021
- November 2021
- December 2021
- January 2022
- February 2022
- March 2022
- April 2022
- May 2022
- June 2022
- July 2022
- August 2022
- September 2022

Select Academic Age

- Select all
- 17

Characteristic

- Parent

Select District

- Select all
- Gravesham

100.0%

NEET and Not Known

100.0%

NEET

0.0%

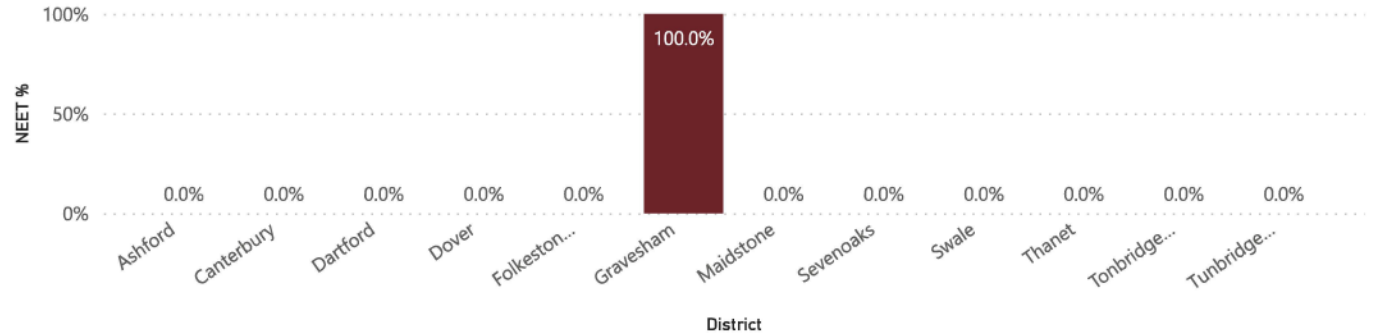
Not Known



NEET Cohort by District



NEET Cohort by District



CYPE - MI Report

Early Help NEET and Not Known Breakdown

MI Reporting Month

- September 2021
- October 2021
- November 2021
- December 2021
- January 2022
- February 2022
- March 2022
- April 2022
- May 2022
- June 2022
- July 2022
- August 2022
- September 2022

Select District

- Select all
- Ashford
- Canterbury
- Dover
- Folkestone & Hythe
- Gravesham
- Maidstone
- Swale
- Thanet
- Tonbridge and Malling

Select Academic Age

- Select all
- 16
- 17

Characteristic

- Pregnancy

95.7%

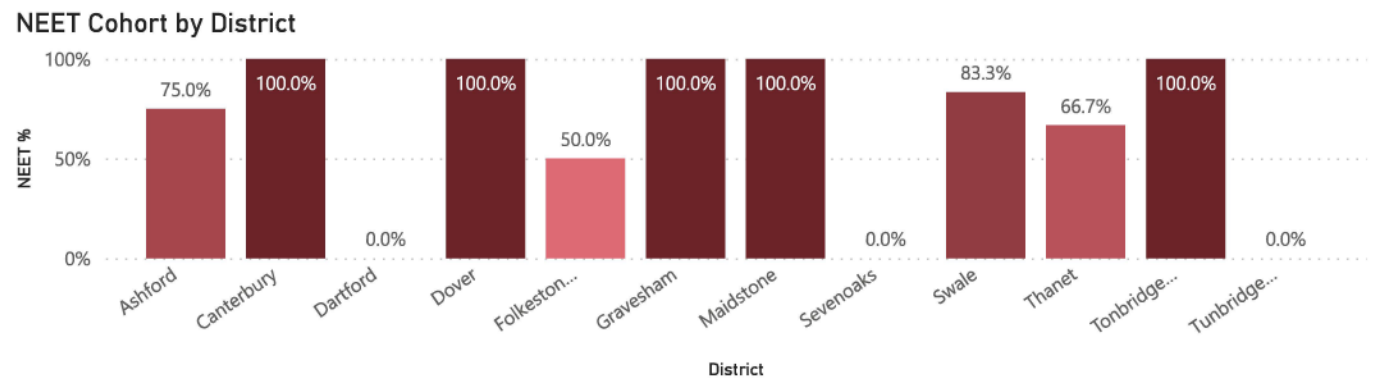
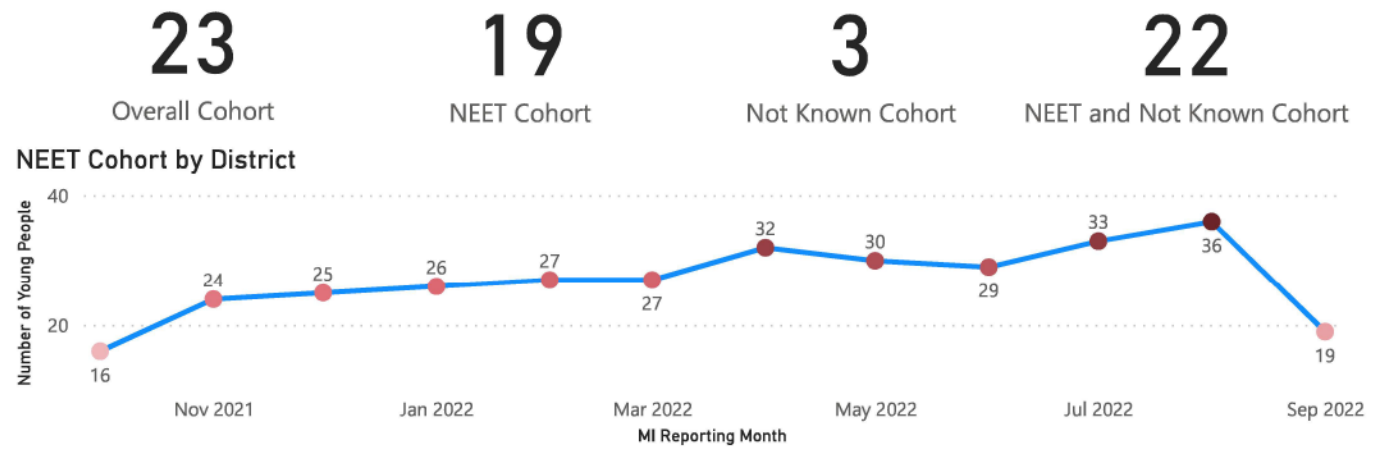
NEET and Not Known

82.6%

NEET

13.0%

Not Known



CYPE - MI Report

Early Help NEET and Not Known Breakdown

MI Reporting Month

- September 2021
- October 2021
- November 2021
- December 2021
- January 2022
- February 2022
- March 2022
- April 2022
- May 2022
- June 2022
- July 2022
- August 2022
- September 2022

Select District

- Select all
- Ashford
- Canterbury
- Dover
- Folkestone & Hythe
- Gravesham
- Maidstone
- Sevenoaks
- Swale
- Thanet

Select Academic Age

- Select all
- 16
- 17

Characteristic

- Teenage Mother

92.9%

NEET and Not Known

85.7%

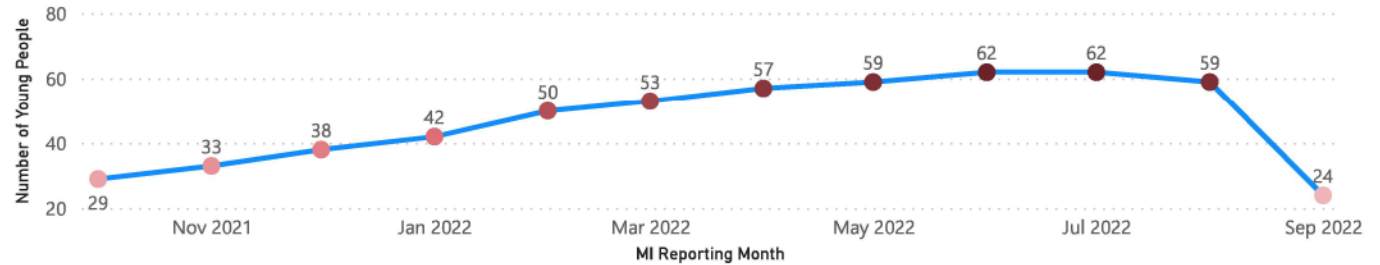
NEET

7.1%

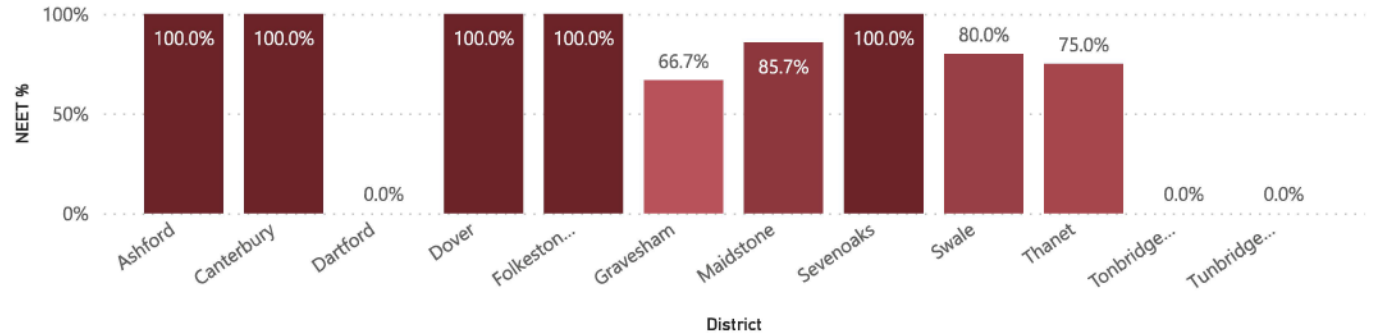
Not Known



NEET Cohort by District



NEET Cohort by District



CYPE - MI Report

Statistical Neighbours - August 2022

The distance between any two local authorities is defined as the weighted Euclidean distance between the authorities using each of the background variables identified below as "Closeness".

| "Closeness" | LA Name | Academic Age 16 17 (Y12 Y13) NEET % | Y12 NEET% | Y13 NEET% | Academic Age 16 17 (Y12 Y13) NK % | Y12 NK% | Y13 NK% | Academic Age 16 17 (Y12 13) In Learning % | Y12 In Learning % | Y13 In Learning % |
|-------------|-----------------------|-------------------------------------|-----------|-----------|-----------------------------------|---------|---------|---|-------------------|-------------------|
| 1 | Kent | 3.1% | 3.1% | 3.1% | 3.6% | 1.3% | 5.9% | 90.3% | 93.5% | 87.2% |
| 2 | England | 3.0% | 2.7% | 3.3% | 7.0% | 6.0% | 8.0% | 87.1% | 89.3% | 85.0% |
| 3 | South East England | 2.6% | 2.3% | 2.8% | 14.3% | 13.3% | 15.4% | 80.1% | 82.0% | 78.1% |
| 4 | Essex | 3.3% | 3.1% | 3.5% | 2.1% | 1.1% | 3.1% | 90.1% | 92.9% | 87.3% |
| 5 | East Sussex | 4.7% | 4.7% | 4.6% | 3.3% | 1.6% | 4.9% | 86.1% | 88.9% | 83.2% |
| 6 | Swindon | 1.6% | 0.9% | 2.4% | 3.8% | 2.9% | 4.7% | 91.3% | 94.2% | 88.4% |
| 7 | Worcestershire | 3.5% | 3.2% | 3.9% | 1.3% | 0.9% | 1.7% | 91.4% | 93.3% | 89.5% |
| 8 | West Northamptonshire | 2.3% | 2.9% | 1.7% | 0.9% | 0.4% | 1.4% | 94.3% | 95.2% | 93.3% |
| 9 | Lancashire | 3.0% | 2.2% | 3.9% | 2.8% | 2.0% | 3.7% | 92.5% | 94.9% | 90.0% |
| 10 | Nottinghamshire | 3.0% | 2.2% | 3.7% | 85.3% | 94.1% | 76.8% | 11.3% | 3.5% | 18.8% |
| 11 | Warwickshire | 1.5% | 1.4% | 1.7% | 2.7% | 1.5% | 3.9% | 94.0% | 95.6% | 92.3% |

CYPE - MI Report

September Guarantee

MI Reporting Month

- June 2020
- July 2020
- August 2020
- September 2020
- June 2021
- July 2021
- August 2021
- September 2021

Guarantee Year Gr...

- 11
- 12

District

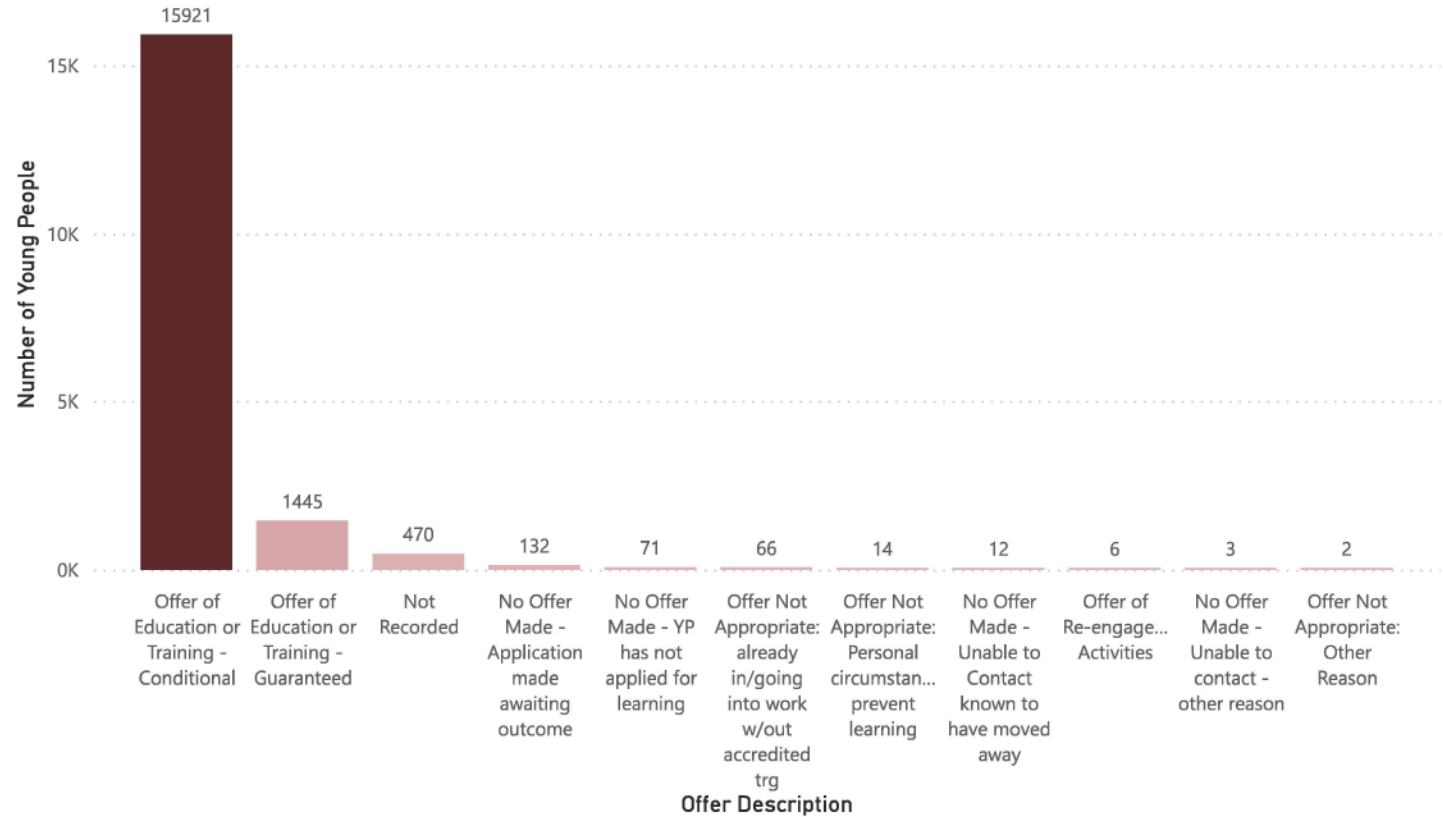
- Select all
- Ashford
- Canterbury
- Dartford
- Dover
- Folkestone and Hythe
- Gravesham
- Maidstone
- Sevenoaks
- Swale
- Thanet
- Tonbridge and Malling
- Tunbridge Wells

Offer Group

- Select all
- No Offer Made
- Not Recorded
- Offer Made
- Offer Not Appropriate
- Unable to Contact

Number of Young People by Offer Description

18,142
Number of Young People



CYPE - MI Report

September Guarantee

MI Reporting Month

- June 2020
- July 2020
- August 2020
- September 2020
- June 2021
- July 2021
- August 2021

Offer Group

- Select all
- Continuing Year 12 Only
- No Offer Made
- Not Recorded
- Offer Made
- Offer Not Appropriate
- Unable to Contact

Guarantee Year Gr...

- 11
- 12

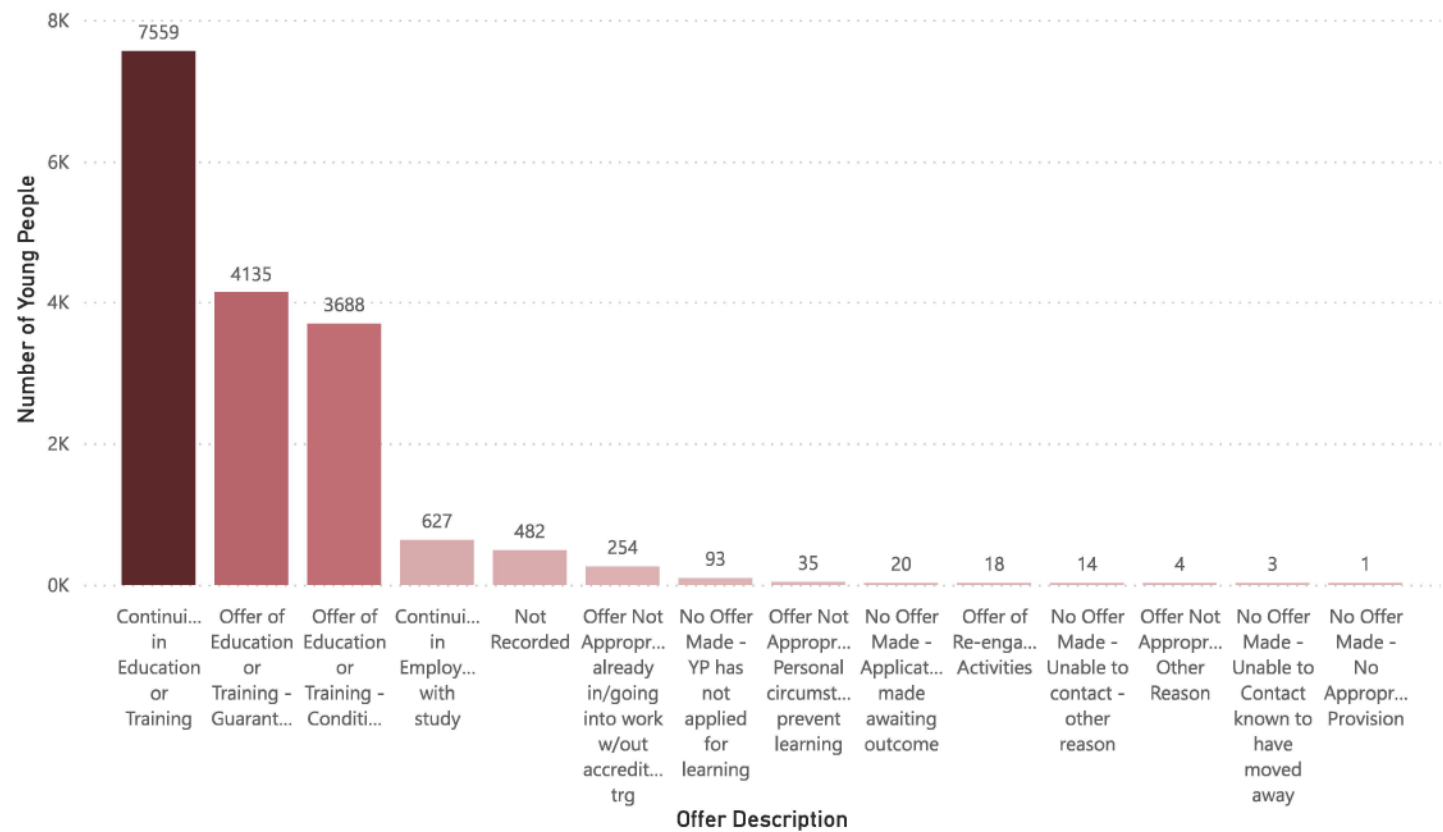
District

- Select all
- Ashford
- Canterbury
- Dartford
- Dover
- Folkestone and Hythe
- Gravesham
- Maidstone
- Sevenoaks
- Swale
- Thanet
- Tonbridge and Malling
- Tunbridge Wells

16,933

Number of Young People

Number of Young People by Offer Description



CYPE - MI Report

NEET Joiners

MI Reporting Month

- September 2021
- October 2021
- November 2021
- December 2021
- January 2022
- February 2022
- March 2022
- April 2022
- May 2022
- June 2022
- July 2022
- August 2022
- September 2022

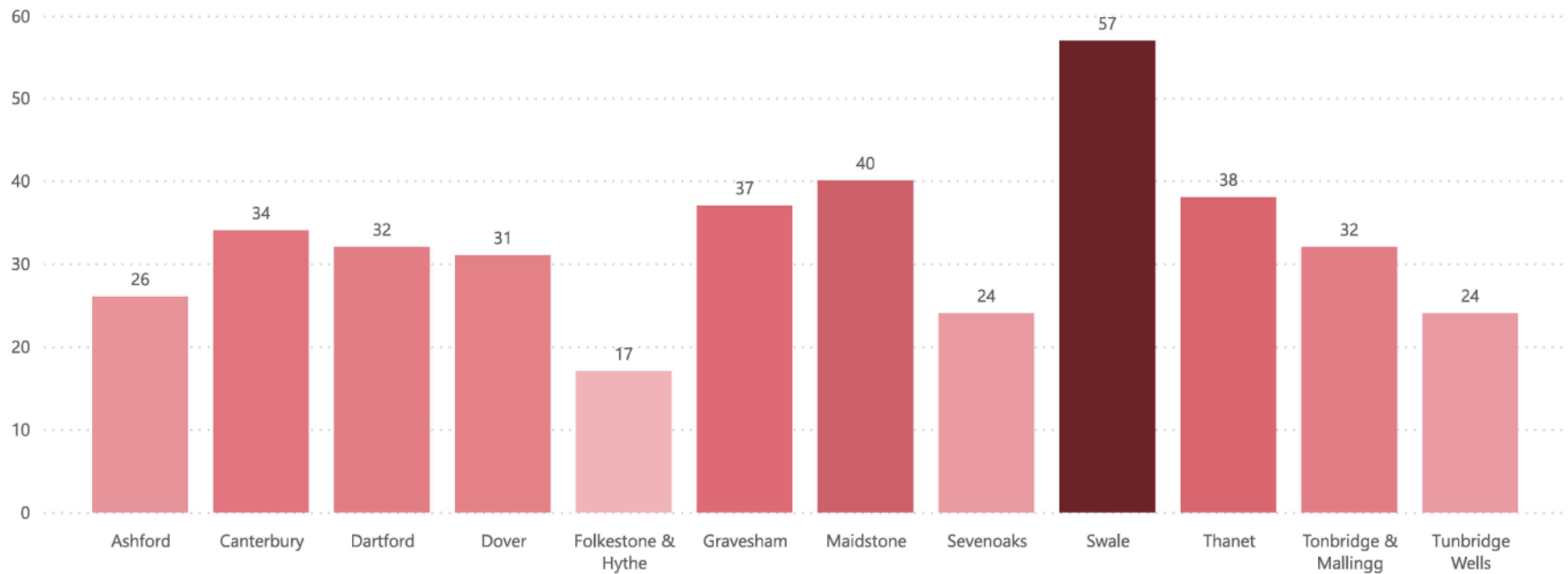
Select Academic A...

- Select all
- 16
- 17

392

Number of NEET Joiners in Period

Number of NEET Joiners by District



CYPE - MI Report

NEET Leavers

MI Reporting Month ▾

- September 2021
- October 2021
- November 2021
- December 2021
- January 2022
- February 2022
- March 2022
- April 2022
- May 2022
- June 2022
- July 2022
- August 2022
- September 2022

Select Academic A... ▾

- Select all
- 17

617

Number of NEET Leavers in Period

Number of NEET Leavers by District

