

Children, Young People and Education

Young People Not in Education, Employment or Training (NEET) Report

July 2021

Produced by Management Information & Intelligence, Core+

CYPE Management Information & Intelligence, KCC
Source: Core+ CCIS
Any queries please contact MICorePlus@kent.gov.uk

Extraction Date: 01 August 2021



CYPE - MI Report

Headlines and Commentary

Select Academic Age

- Select all
- 16
- 17

District

- Select all
- Ashford
- Canterbury
- Dartford
- Dover
- Folkestone & Hythe
- Gravesham
- Maidstone
- Sevenoaks
- Swale
- Thanet
- Tonbridge and Malling
- Tunbridge Wells

| MI Reporting Month | NEET % | NEET % Same Point Last Year | Participation % | Participation % Same Point Last Year | Not Known % | Not Known % Same Point Last Year | NEET and Not Known % | NEET and Not Known % Same Point Last Year |
|--------------------|--------|-----------------------------|-----------------|--------------------------------------|-------------|----------------------------------|----------------------|---|
| May 2021 | 3.7% | 3.7% | 90.5 | 90.1 | 2.9% | 2.6% | 6.5% | 6.3% |
| June 2021 | 3.6% | 3.7% | 90.2 | 90.0 | 3.1% | 2.8% | 6.6% | 6.5% |
| July 2021 | 3.5% | 3.7% | 89.8 | 89.6 | 3.8% | 3.5% | 7.2% | 7.2% |

Management Information are committed and focused on fulfilling our obligation to Kent's young people during these difficult times. We will continue to provide all necessary analysis to help Managers and Key Workers achieve this goal.

The NEET population is currently at 3.5% compared to 3.7% at the same time last year, and our Not Knowns are at 3.8%, compared to 3.5% at the same time last year. The Participation rate is 89.8%, compared to 89.6% the same point last year.

District performance for NEET varies from 2.5% in Sevenoaks and Tunbridge Wells to 4.5% in Swale. District performance for Not Knowns varies from 2.5% in Tonbridge & Malling to 5.2% in Dover.

The Local Authority has a statutory duty to collect data from all education establishments regarding offers they have made to 16 and 17 year olds from September. It is an important part of our planning and transition support offer. Enabling us to identify those at at-risk of NEET, gaps in local provision and to work alongside you in supporting our most vulnerable young people. 78.1% of the September Guarantee cohort have received a positive SG offer*, compared to 78.7% this time last year.

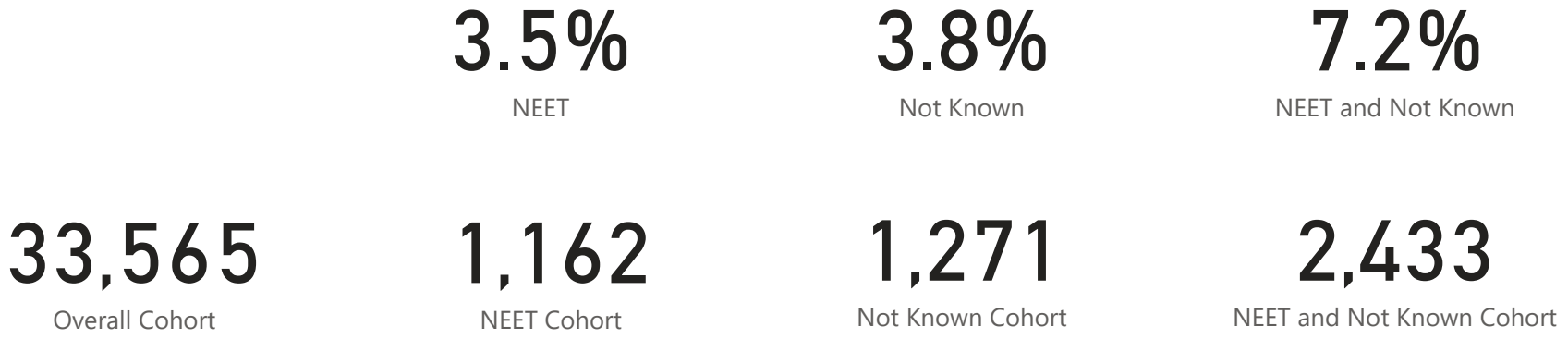
*A positive SG offer includes: -Guaranteed Offer -Conditional Offer -Continuing in Education (Y12) -Continuing in Employment (Y12)

CYPE - MI Report

County NEET and Not Known Breakdown

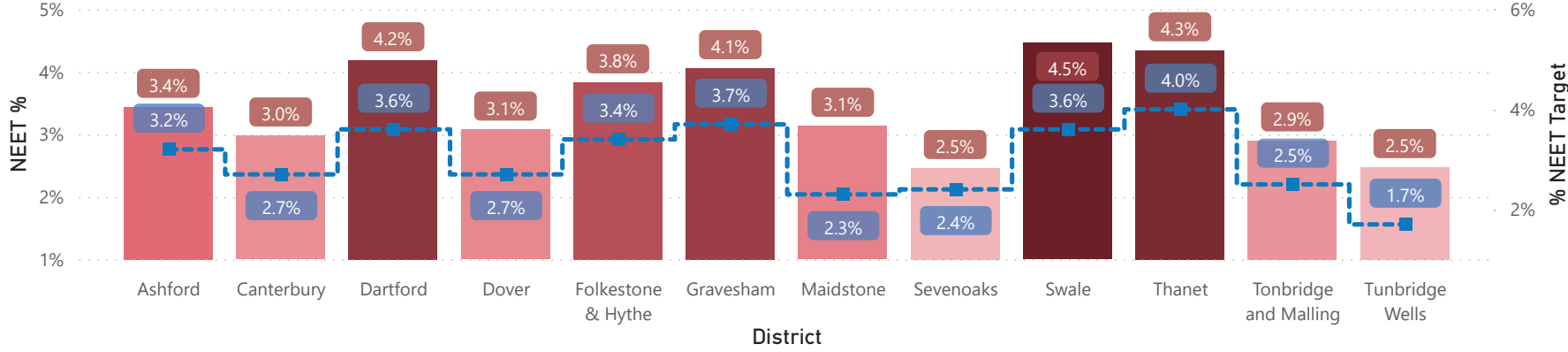
- MI Reporting Month
- November 2020
 - December 2020
 - January 2021
 - February 2021
 - March 2021
 - April 2021
 - May 2021
 - June 2021
 - July 2021
 - August 2021
 - September 2021
 - October 2021
 - November 2021

- Select Academic Age
- Select all
 - 16
 - 17



- Select District
- Select all
 - Ashford
 - Canterbury
 - Dartford
 - Dover
 - Folkestone & Hythe
 - Gravesham
 - Maidstone
 - Sevenoaks
 - Swale
 - Thanet
 - Tonbridge and Malling
 - Tunbridge Wells

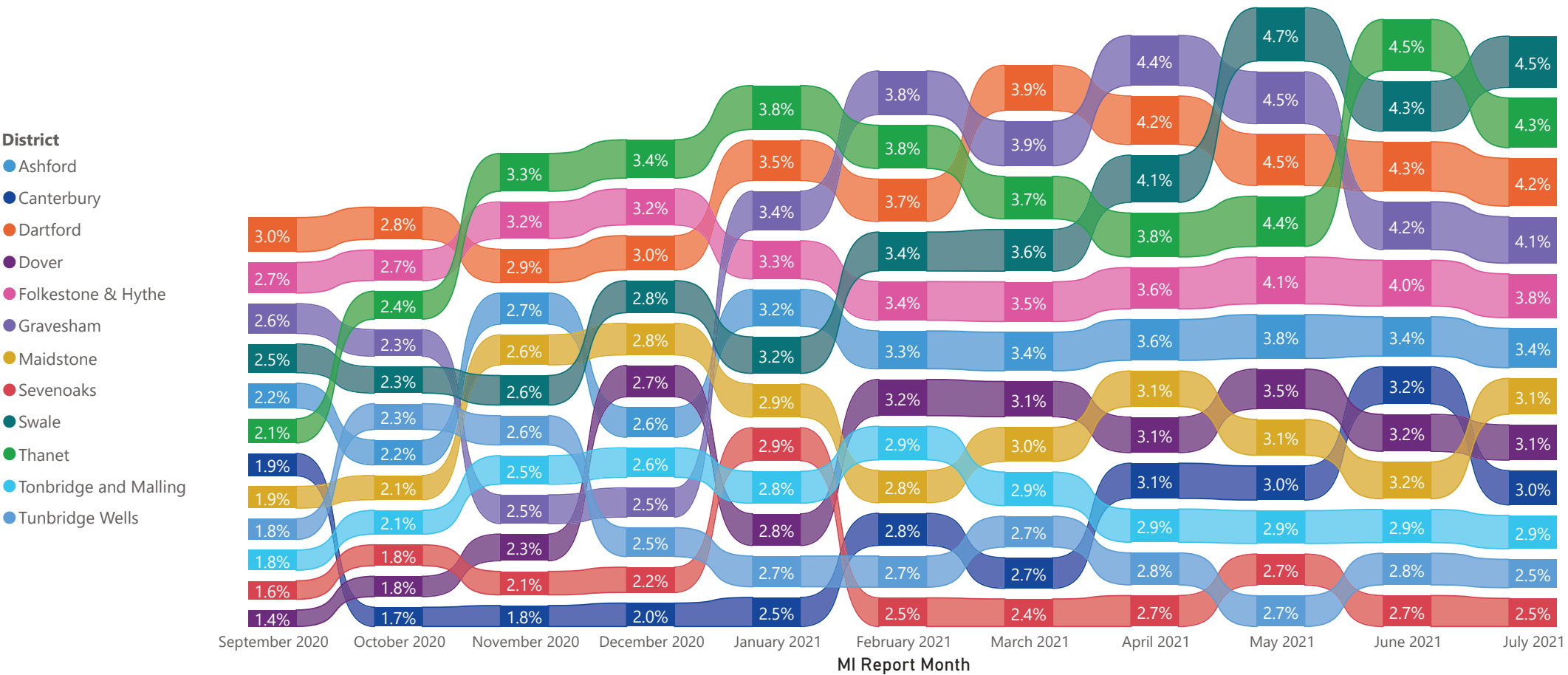
- NEET Cohort by District
- NEET %
 - - - % NEET Target



CYPE - MI Report

District NEET Trends

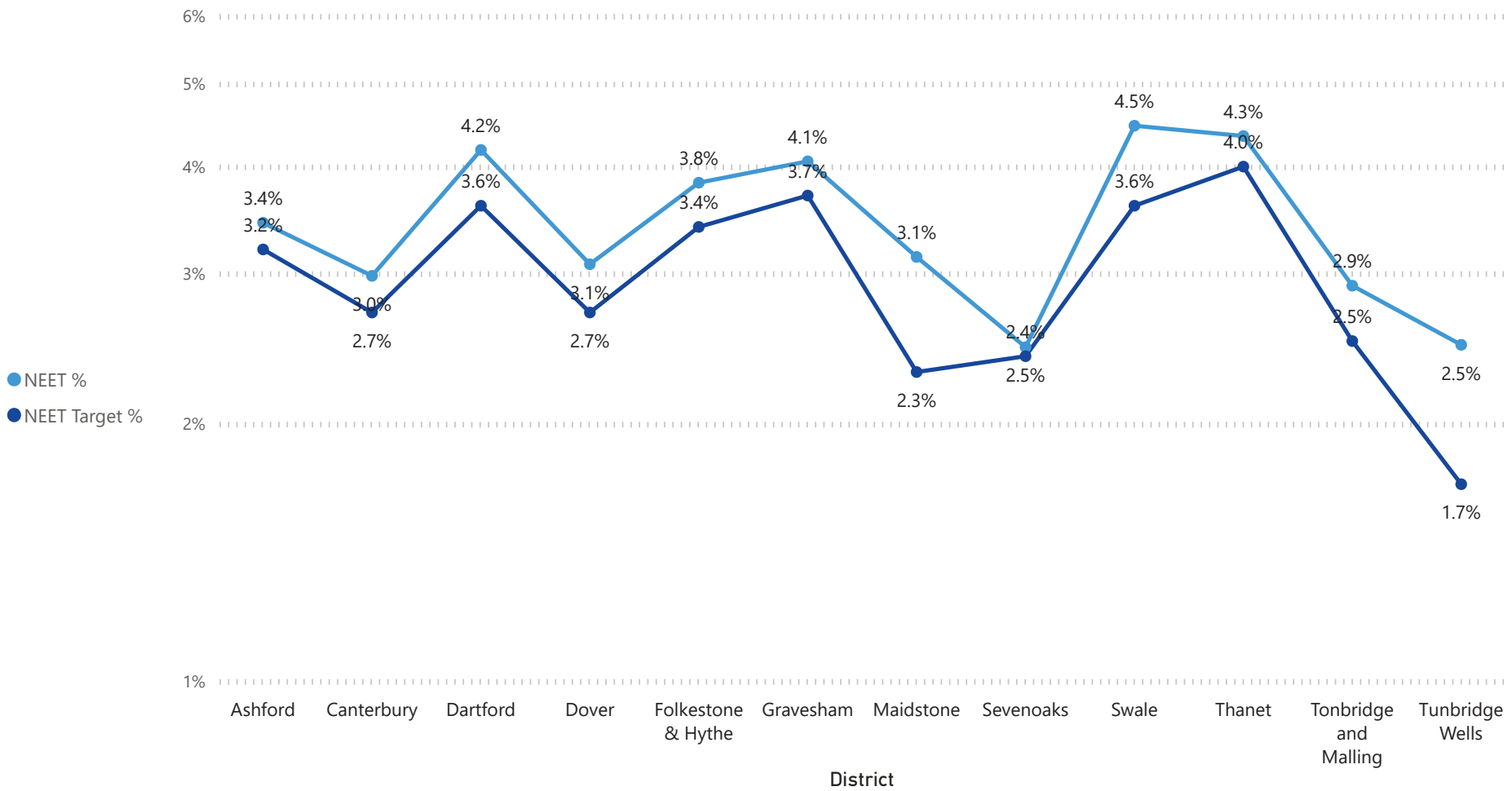
NEET Cohort by District



CYPE - MI Report

Current Month Target Comparison

- MI Reporting Month
- November 2020
 - December 2020
 - January 2021
 - February 2021
 - March 2021
 - April 2021
 - May 2021
 - June 2021
 - July 2021
 - August 2021
 - September 2021
 - October 2021
 - November 2021



CYPE - MI Report

SEND NEET and Not Known Breakdown

MI Reporting Month

- November 2020
- December 2020
- January 2021
- February 2021
- March 2021
- April 2021
- May 2021
- June 2021
- July 2021
- August 2021
- September 2021
- October 2021
- November 2021

Select Academic Age

- Select all
- 16
- 17

Characteristic

- SEN Support

Select District

- Select all
- Ashford
- Canterbury
- Dartford
- Dover
- Folkestone & Hythe
- Gravesham
- Maidstone
- Sevenoaks
- Swale
- Thanet
- Tonbridge and Malling
- Tunbridge Wells

2,679

Overall Cohort

146

NEET Cohort

66

Not Known Cohort

212

NEET and Not Known Cohort

7.9%

NEET and Not Known %

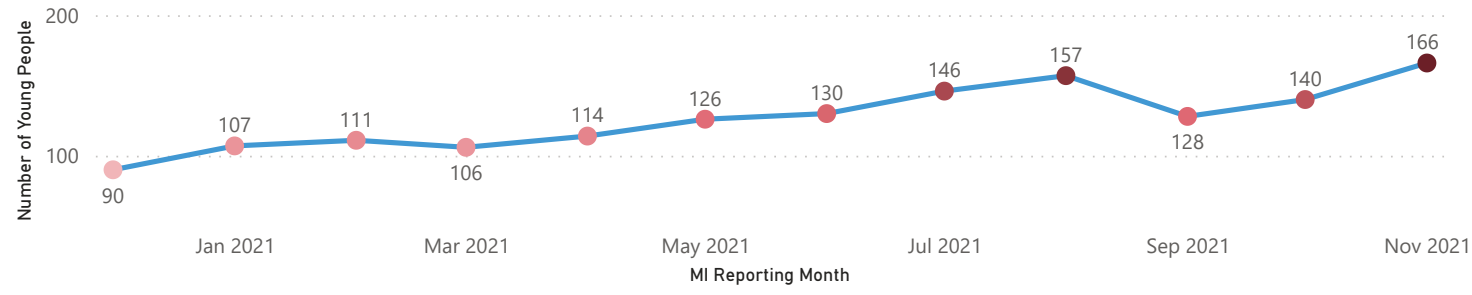
5.4%

NEET %

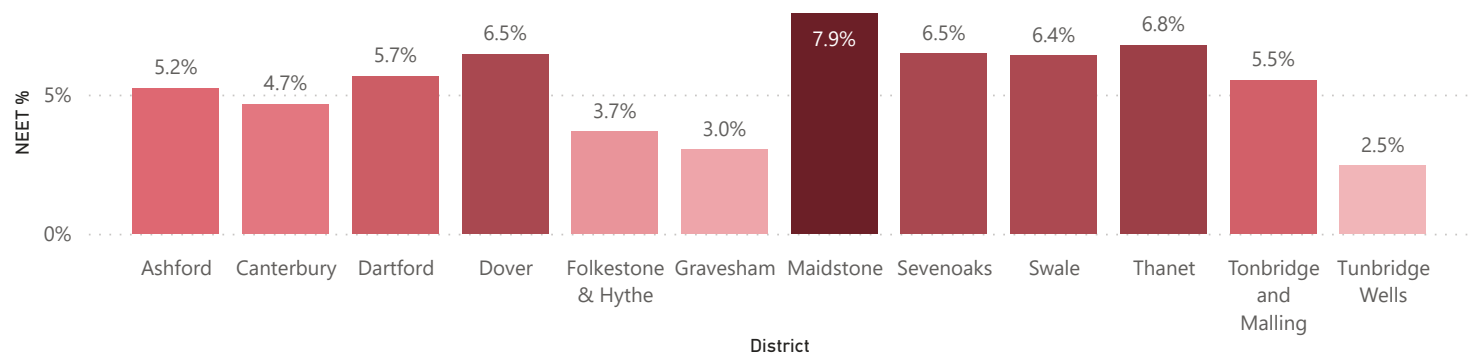
2.5%

Not Known %

NEET Cohort by District



NEET Cohort by District



CYPE - MI Report

SEND NEET and Not Known Breakdown

MI Reporting Month

- November 2020
- December 2020
- January 2021
- February 2021
- March 2021
- April 2021
- May 2021
- June 2021
- July 2021
- August 2021
- September 2021
- October 2021
- November 2021

Select Academic Age

- Select all
- 16
- 17

Characteristic

- SEND (EHCP)

Select District

- Select all
- Ashford
- Canterbury
- Dartford
- Dover
- Folkestone & Hythe
- Gravesham
- Maidstone
- Sevenoaks
- Swale
- Thanet
- Tonbridge and Malling
- Tunbridge Wells

10.7%
NEET and Not Known %

7.5%
NEET %

3.1%
Not Known %

1,684

Overall Cohort

127

NEET Cohort

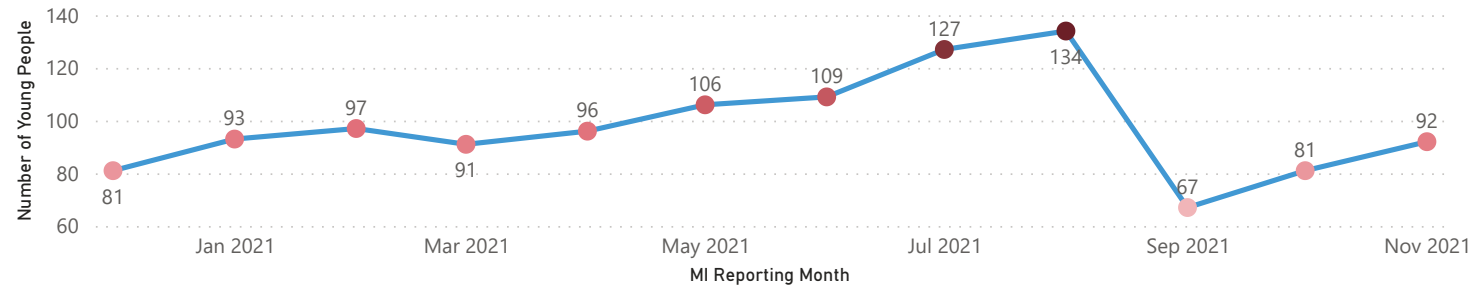
53

Not Known Cohort

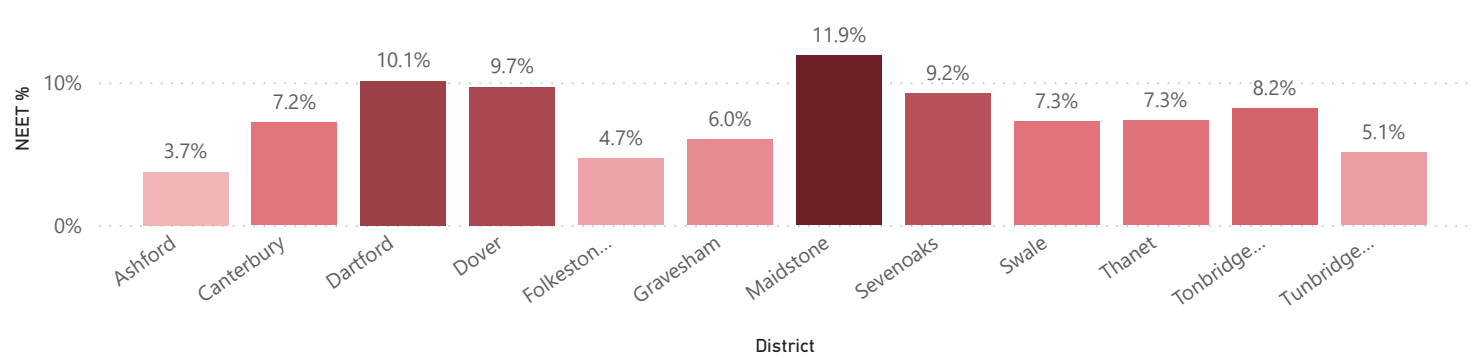
180

NEET and Not Known Cohort

NEET Cohort by District



NEET Cohort by District



CYPE - MI Report

Youth Offending Team NEET and Not Known Breakdown

- MI Reporting Month**
- November 2020
 - December 2020
 - January 2021
 - February 2021
 - March 2021
 - April 2021
 - May 2021
 - June 2021
 - July 2021
 - August 2021
 - September 2021
 - October 2021
 - November 2021

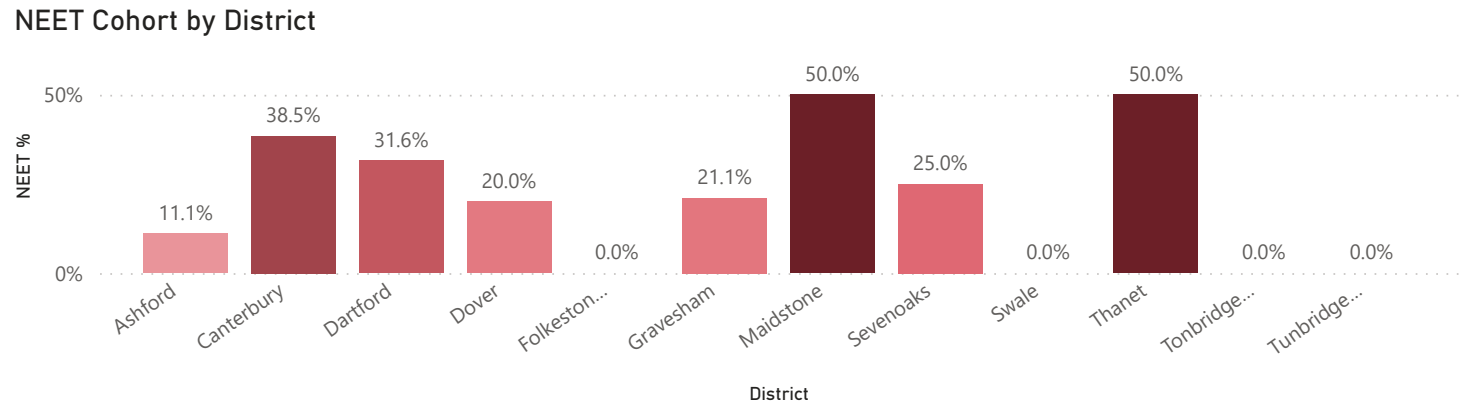
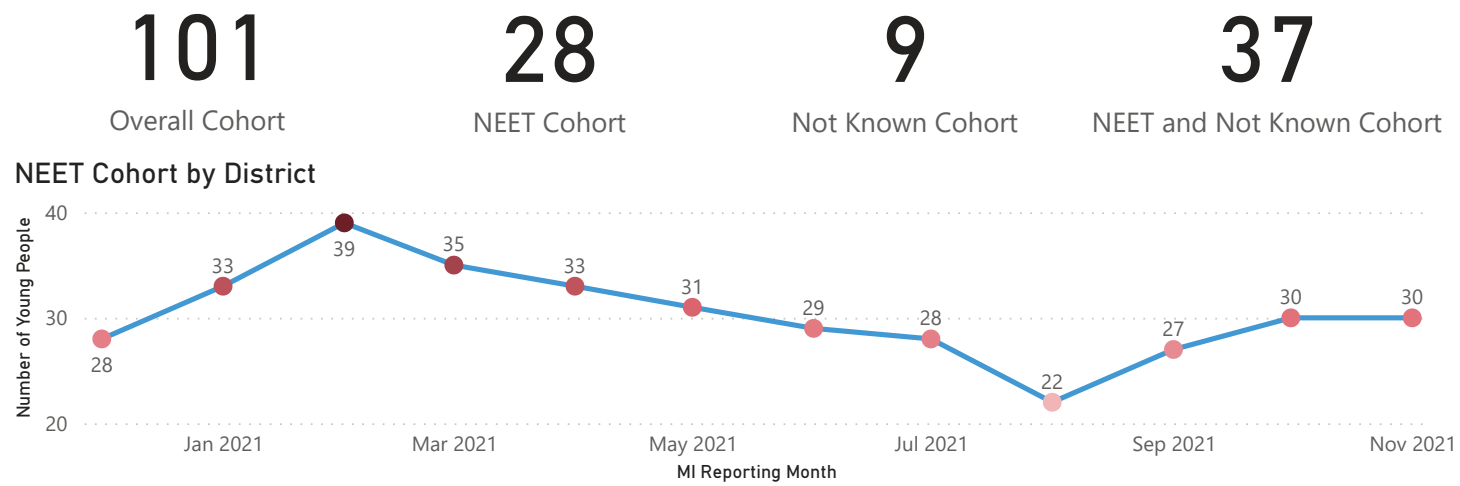
- Select Academic Age**
- Select all
 - 16
 - 17
- Characteristic**
- Supervised By Yots

- Select District**
- Select all
 - Ashford
 - Canterbury
 - Dartford
 - Dover
 - Folkestone & Hythe
 - Gravesham
 - Maidstone
 - Sevenoaks
 - Swale
 - Thanet
 - Tonbridge and Malling
 - Tunbridge Wells

36.6%
NEET and Not Known %

27.7%
NEET %

8.9%
Not Known %



101 Overall Cohort

28 NEET Cohort

9 Not Known Cohort

37 NEET and Not Known Cohort

CYPE - MI Report

Children's Social Work Services NEET and Not Known Breakdown

MI Reporting Month

- November 2020
- December 2020
- January 2021
- February 2021
- March 2021
- April 2021
- May 2021
- June 2021
- July 2021
- August 2021
- September 2021
- October 2021
- November 2021

Select District

- Select all
- Ashford
- Canterbury
- Dartford
- Dover
- Folkestone & Hythe
- Gravesham
- Maidstone
- Sevenoaks
- Swale
- Thanet
- Tonbridge and Malling
- Tunbridge Wells

Select Academic Age

- Select all
- 16
- 17

Characteristic

- Looked After

28.7%

NEET and Not Known %

24.2%

NEET %

4.5%

Not Known %

467

Overall Cohort

113

NEET Cohort

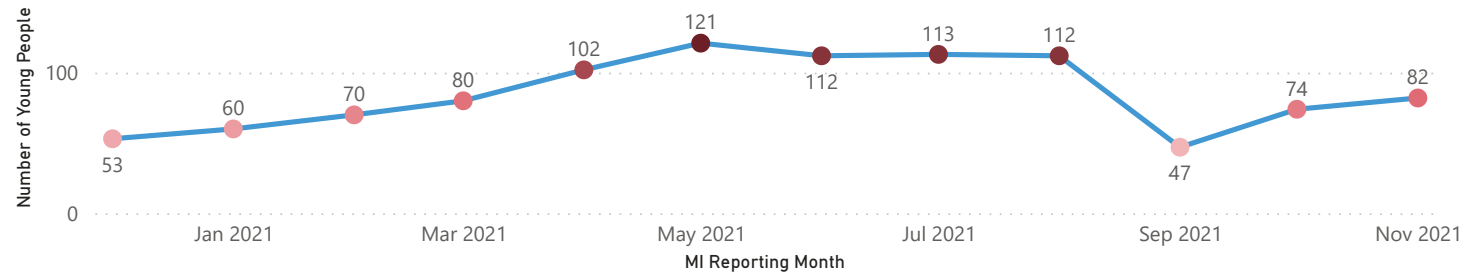
21

Not Known Cohort

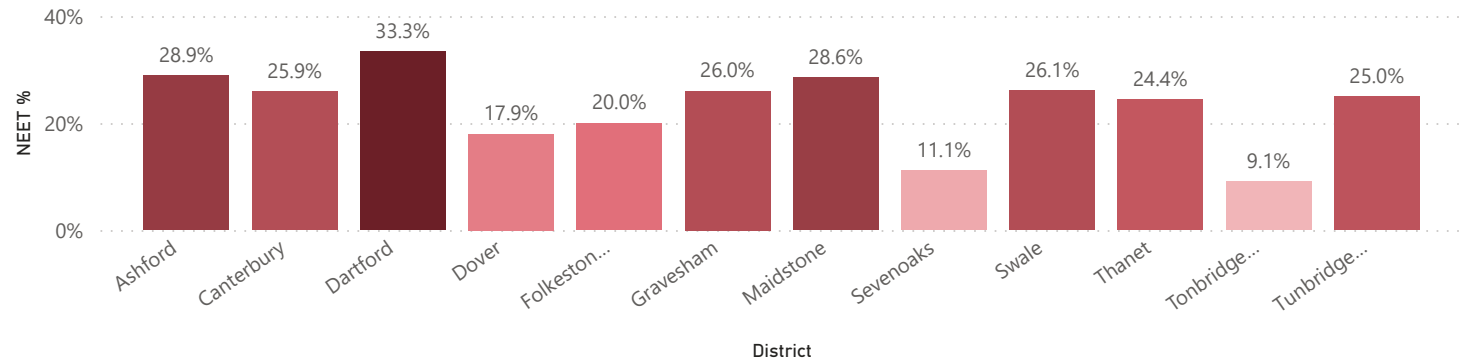
134

NEET and Not Known Cohort

NEET Cohort by District



NEET Cohort by District



CYPE - MI Report

Children's Social Work Services NEET and Not Known Breakdown

- MI Reporting Month**
- November 2020
 - December 2020
 - January 2021
 - February 2021
 - March 2021
 - April 2021
 - May 2021
 - June 2021
 - July 2021
 - August 2021
 - September 2021
 - October 2021
 - November 2021

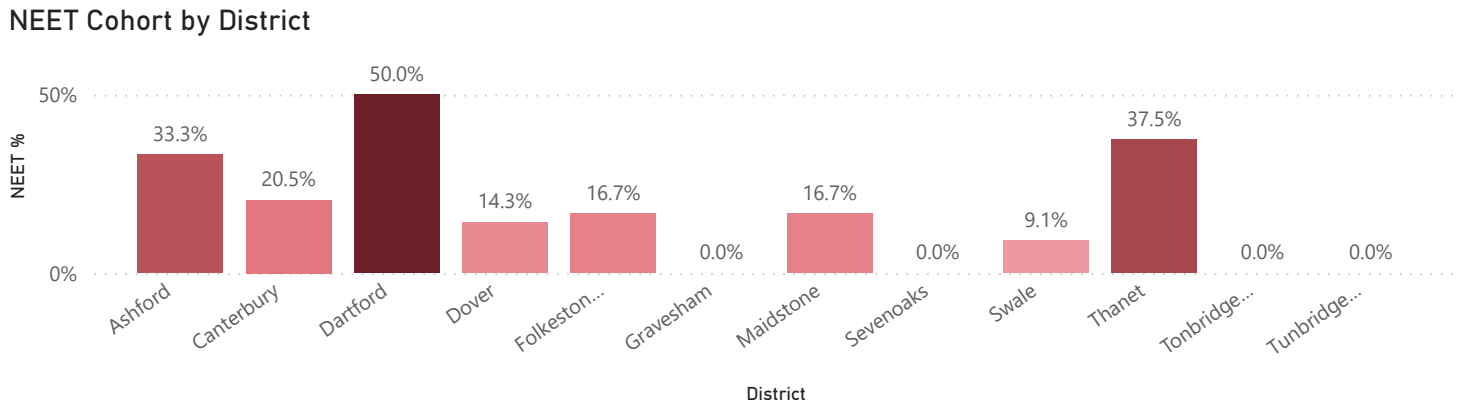
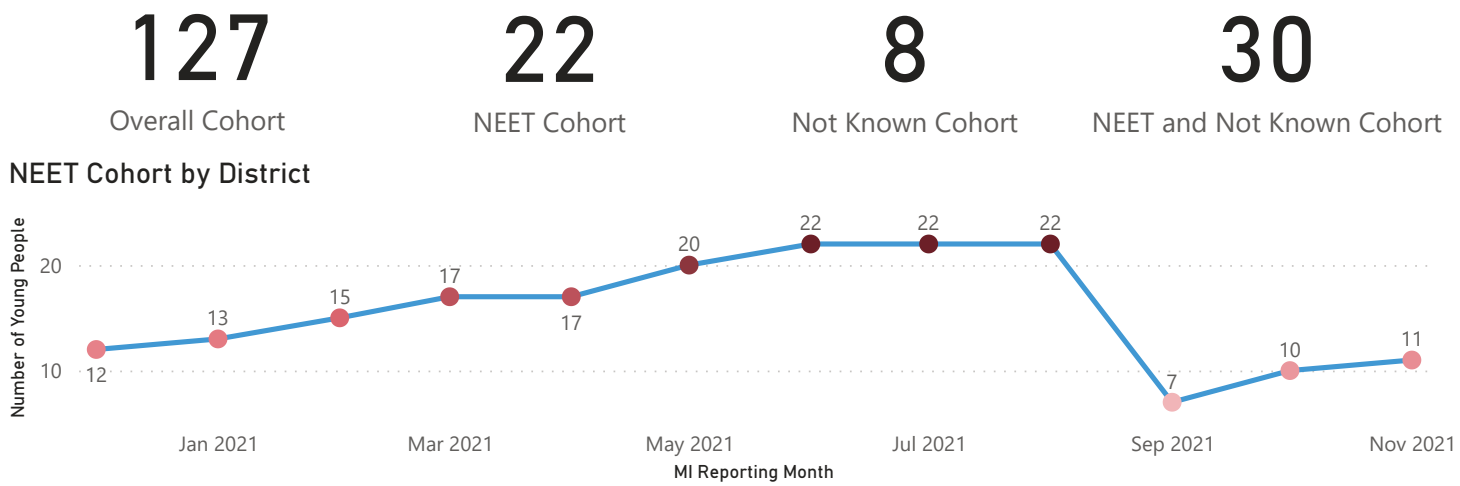
- Select Academic Age**
- Select all
 - 16
 - 17
- Characteristic**
- Refugee

- Select District**
- Select all
 - Ashford
 - Canterbury
 - Dartford
 - Dover
 - Folkestone & Hythe
 - Gravesham
 - Maidstone
 - Swale
 - Thanet
 - Tonbridge and Malling
 - Tunbridge Wells

23.6%
NEET and Not Known %

17.3%
NEET %

6.3%
Not Known %



127 Overall Cohort

22 NEET Cohort

8 Not Known Cohort

30 NEET and Not Known Cohort

CYPE - MI Report

Early Help NEET and Not Known Breakdown

- MI Reporting Month**
- November 2020
 - December 2020
 - January 2021
 - February 2021
 - March 2021
 - April 2021
 - May 2021
 - June 2021
 - July 2021
 - August 2021
 - September 2021
 - October 2021
 - November 2021

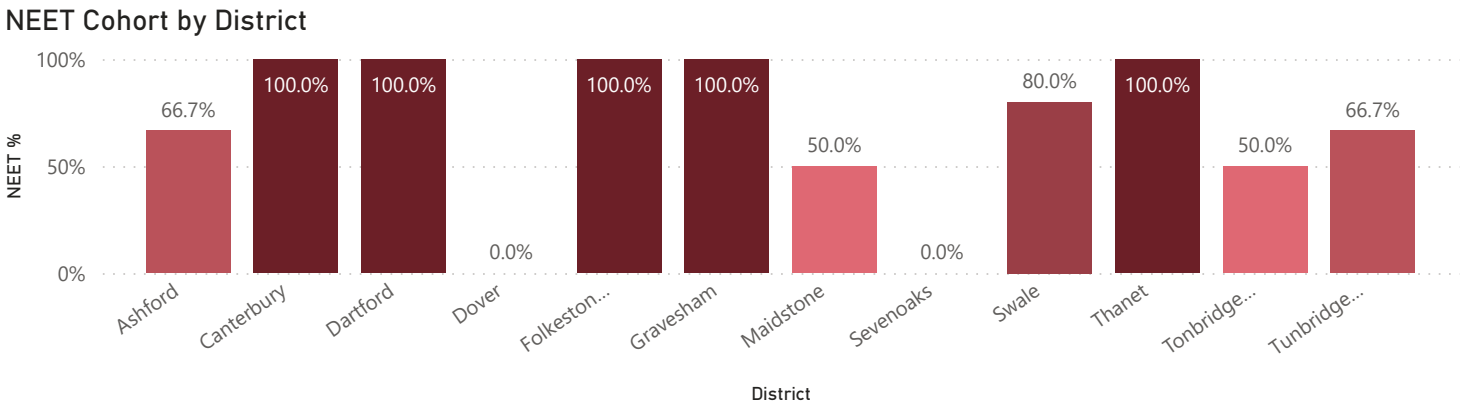
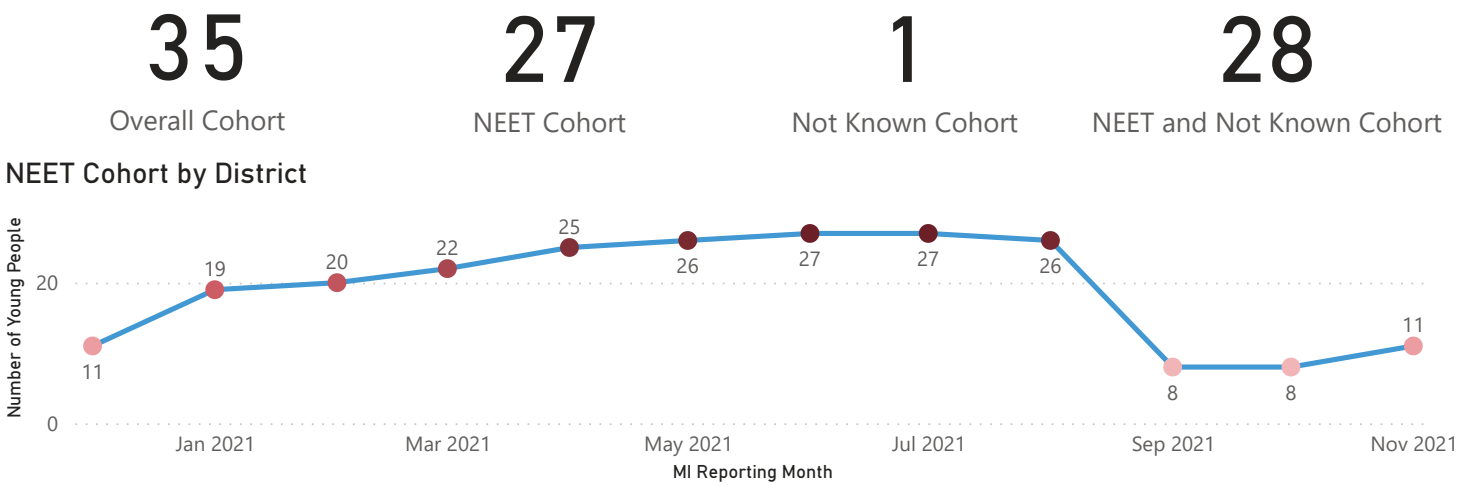
- Select Academic Age**
- Select all
 - 16
 - 17
- Characteristic**
- Carer Not Own Child

- Select District**
- Select all
 - Ashford
 - Canterbury
 - Dartford
 - Dover
 - Folkestone & Hythe
 - Gravesham
 - Maidstone
 - Sevenoaks
 - Swale
 - Thanet
 - Tonbridge and Malling
 - Tunbridge Wells

80.0%
NEET and Not Known

77.1%
NEET

2.9%
Not Known



CYPE - MI Report

Early Help NEET and Not Known Breakdown

- MI Reporting Month**
- November 2020
 - December 2020
 - January 2021
 - February 2021
 - March 2021
 - April 2021
 - May 2021
 - June 2021
 - July 2021
 - August 2021
 - September 2021
 - October 2021
 - November 2021

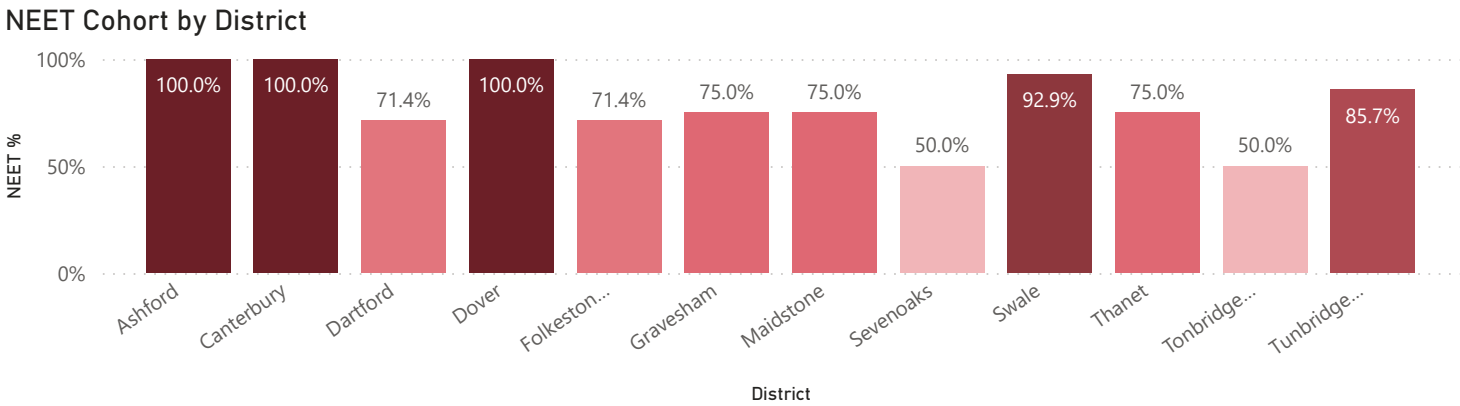
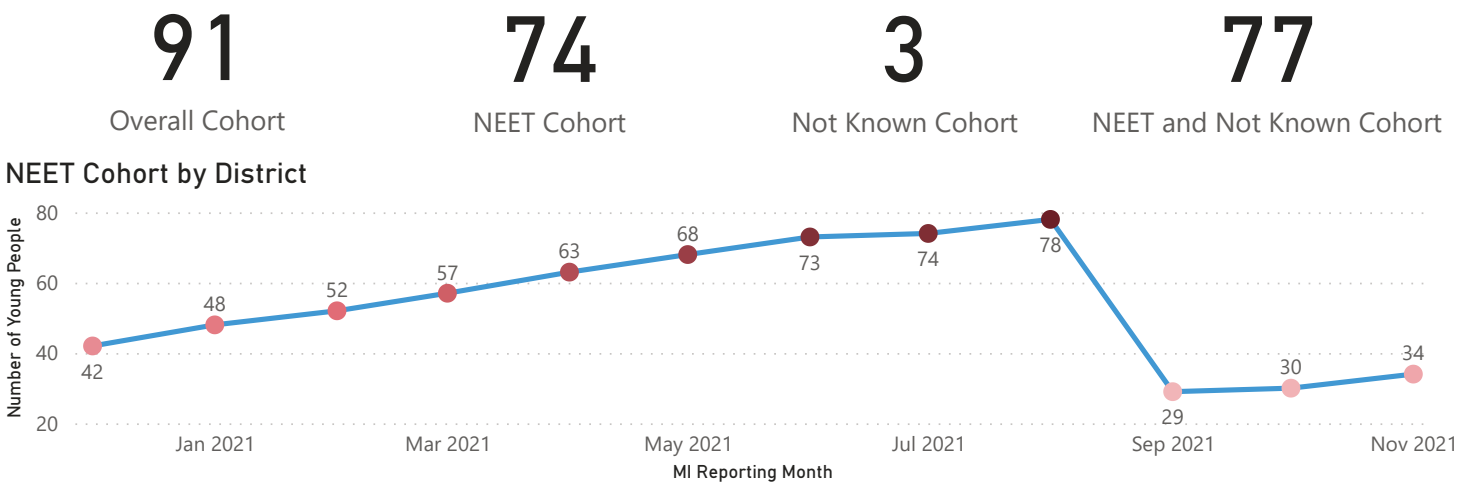
- Select Academic Age**
- Select all
 - 16
 - 17
- Characteristic**
- Caring For Own Child

- Select District**
- Select all
 - Ashford
 - Canterbury
 - Dartford
 - Dover
 - Folkestone & Hythe
 - Gravesham
 - Maidstone
 - Sevenoaks
 - Swale
 - Thanet
 - Tonbridge and Malling
 - Tunbridge Wells

84.6%
NEET and Not Known

81.3%
NEET

3.3%
Not Known



CYPE - MI Report

Early Help NEET and Not Known Breakdown

- MI Reporting Month**
- November 2020
 - December 2020
 - January 2021
 - February 2021
 - March 2021
 - April 2021
 - May 2021
 - June 2021
 - July 2021
 - August 2021
 - September 2021
 - October 2021
 - November 2021

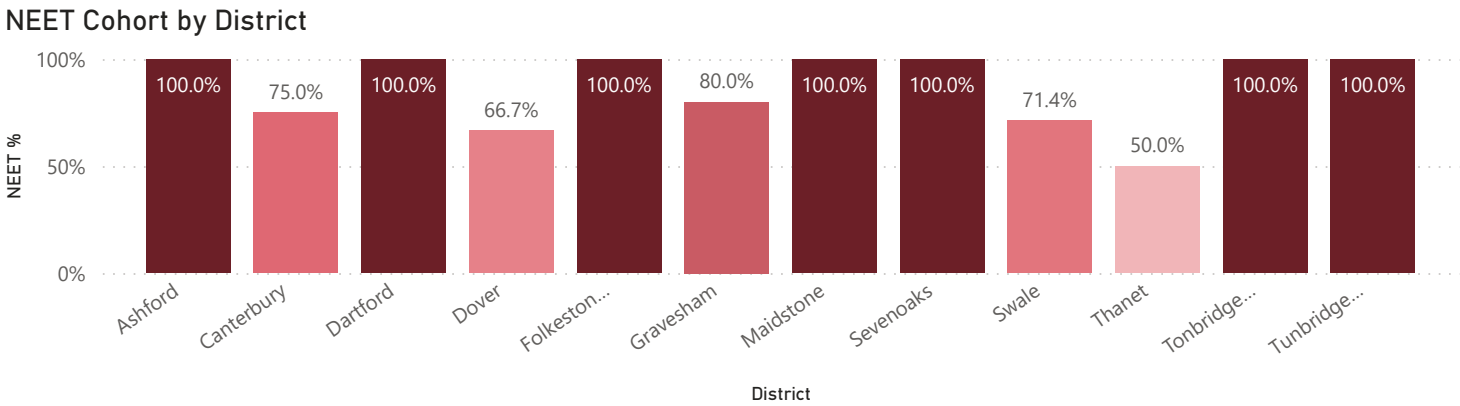
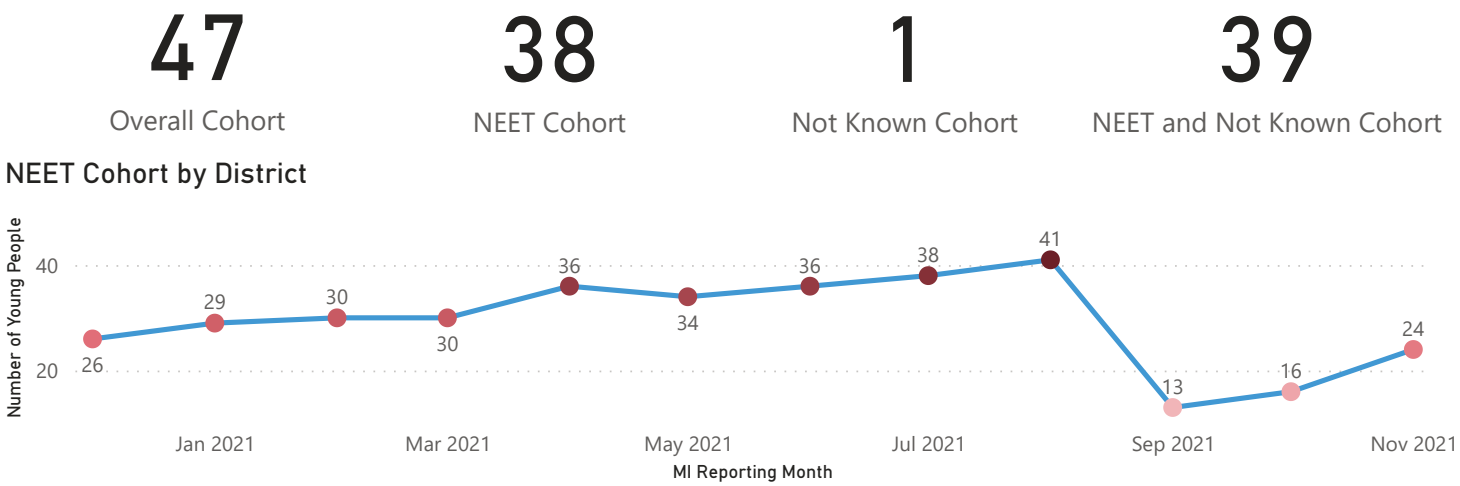
- Select Academic Age**
- Select all
 - 16
 - 17
- Characteristic**
- Pregnancy

- Select District**
- Select all
 - Ashford
 - Canterbury
 - Dartford
 - Dover
 - Folkestone & Hythe
 - Gravesham
 - Maidstone
 - Sevenoaks
 - Swale
 - Thanet
 - Tonbridge and Malling
 - Tunbridge Wells

83.0%
NEET and Not Known

80.9%
NEET

2.1%
Not Known



47 Overall Cohort

38 NEET Cohort

1 Not Known Cohort

39 NEET and Not Known Cohort

CYPE - MI Report

Early Help NEET and Not Known Breakdown

- MI Reporting Month**
- November 2020
 - December 2020
 - January 2021
 - February 2021
 - March 2021
 - April 2021
 - May 2021
 - June 2021
 - July 2021
 - August 2021
 - September 2021
 - October 2021
 - November 2021

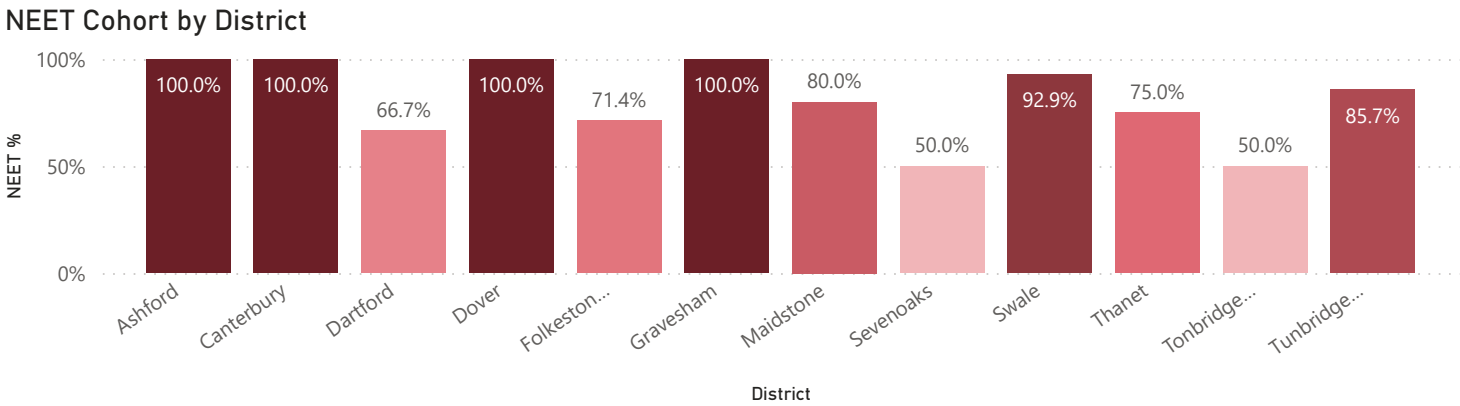
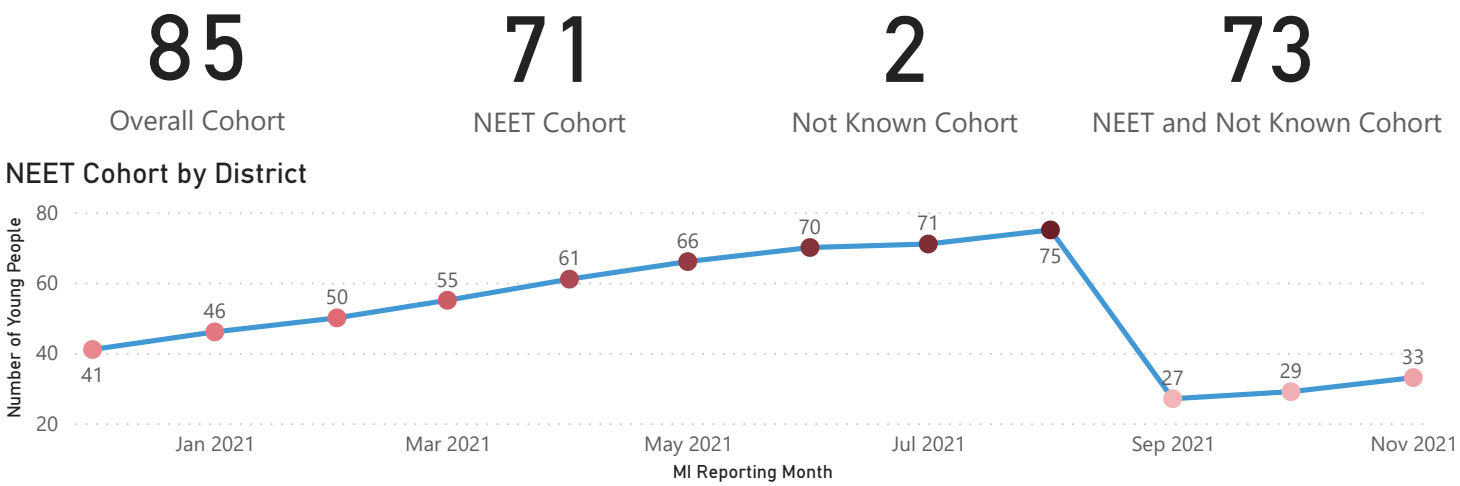
- Select Academic Age**
- Select all
 - 16
 - 17
- Characteristic**
- Teenage Mother

- Select District**
- Select all
 - Ashford
 - Canterbury
 - Dartford
 - Dover
 - Folkestone & Hythe
 - Gravesham
 - Maidstone
 - Sevenoaks
 - Swale
 - Thanet
 - Tonbridge and Malling
 - Tunbridge Wells

85.9%
NEET and Not Known

83.5%
NEET

2.4%
Not Known



CYPE - MI Report

September Guarantee

- MI Reporting Month
- June 2020
 - July 2020
 - August 2020
 - September 2020
 - June 2021
 - July 2021

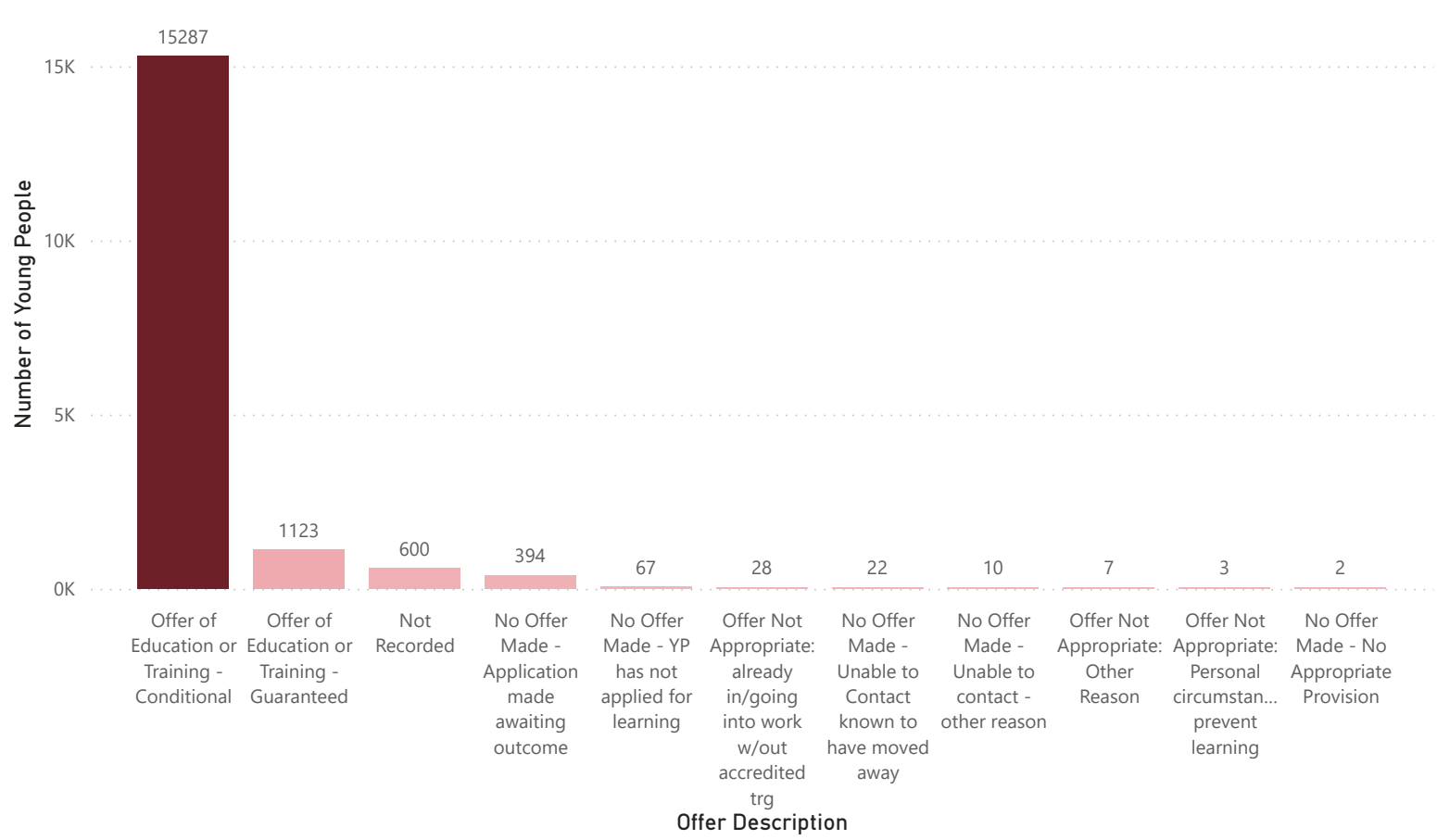
- Offer Group
- Select all
 - No Offer Made
 - Not Recorded
 - Offer Made
 - Offer Not Appropriate
 - Unable to Contact

- Guarantee Year Gr...
- 11
 - 12

- District
- Select all
 - Ashford
 - Canterbury
 - Dartford
 - Dover
 - Folkestone and Hythe
 - Gravesham
 - Maidstone
 - Sevenoaks
 - Swale
 - Thanet
 - Tonbridge and Malling
 - Tunbridge Wells

17,543
Number of Young People

Number of Young People by Offer Description



CYPE - MI Report

September Guarantee

- MI Reporting Month
- June 2020
 - July 2020
 - August 2020
 - September 2020
 - June 2021
 - July 2021

- Guarantee Year Gr...
- 11
 - 12

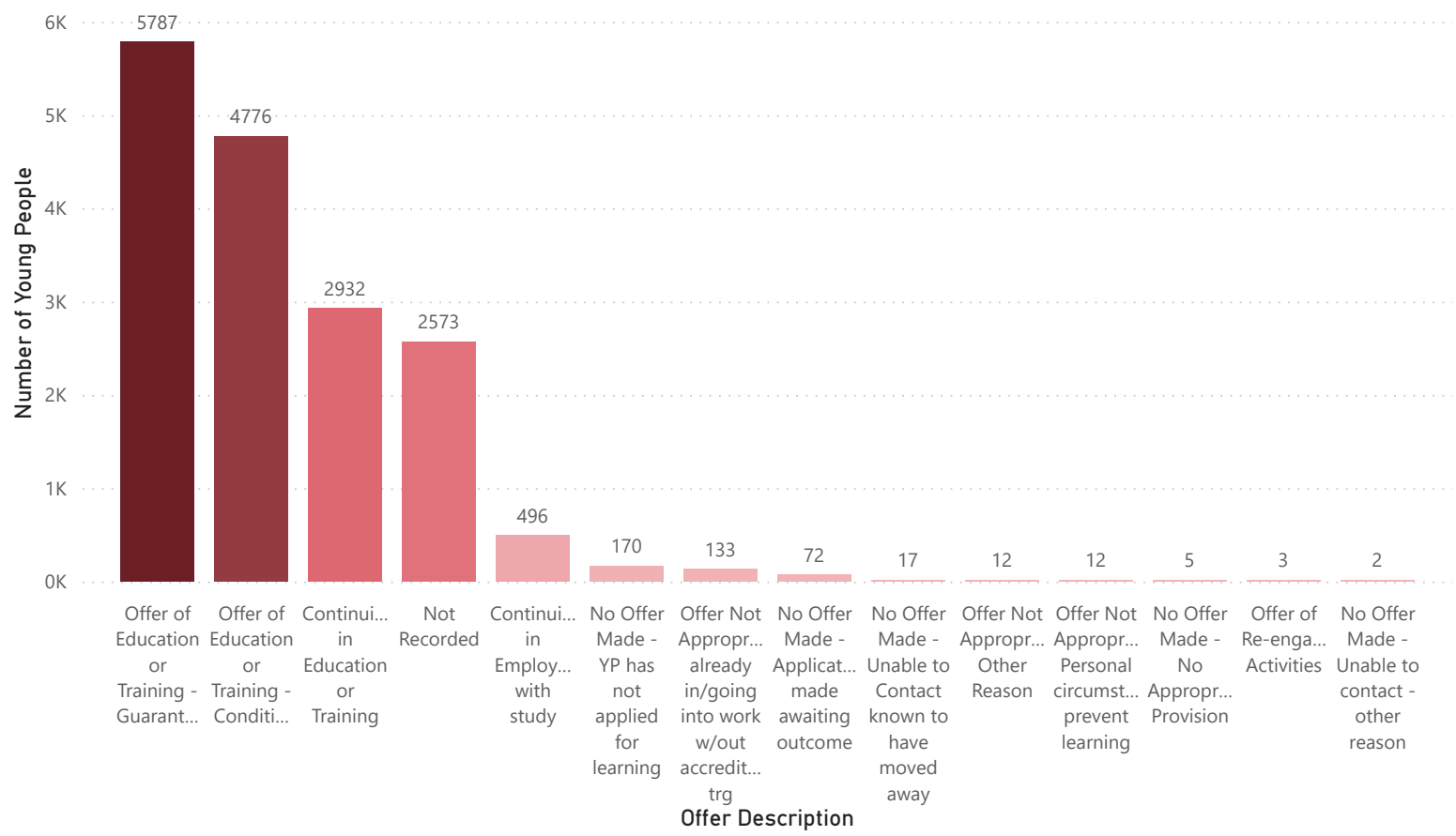
- District
- Select all
 - Ashford
 - Canterbury
 - Dartford
 - Dover
 - Folkestone and Hythe
 - Gravesham
 - Maidstone
 - Sevenoaks
 - Swale
 - Thanet
 - Tonbridge and Malling
 - Tunbridge Wells

Offer Group

- Select all
- Continuing Year 12 Only
- No Offer Made
- Not Recorded
- Offer Made
- Offer Not Appropriate
- Unable to Contact

16,990
Number of Young People

Number of Young People by Offer Description



CYPE - MI Report

NEET Joiners

MI Reporting Month ▼

- November 2020
- December 2020
- January 2021
- February 2021
- March 2021
- April 2021
- May 2021
- June 2021
- July 2021
- August 2021
- September 2021
- October 2021
- November 2021

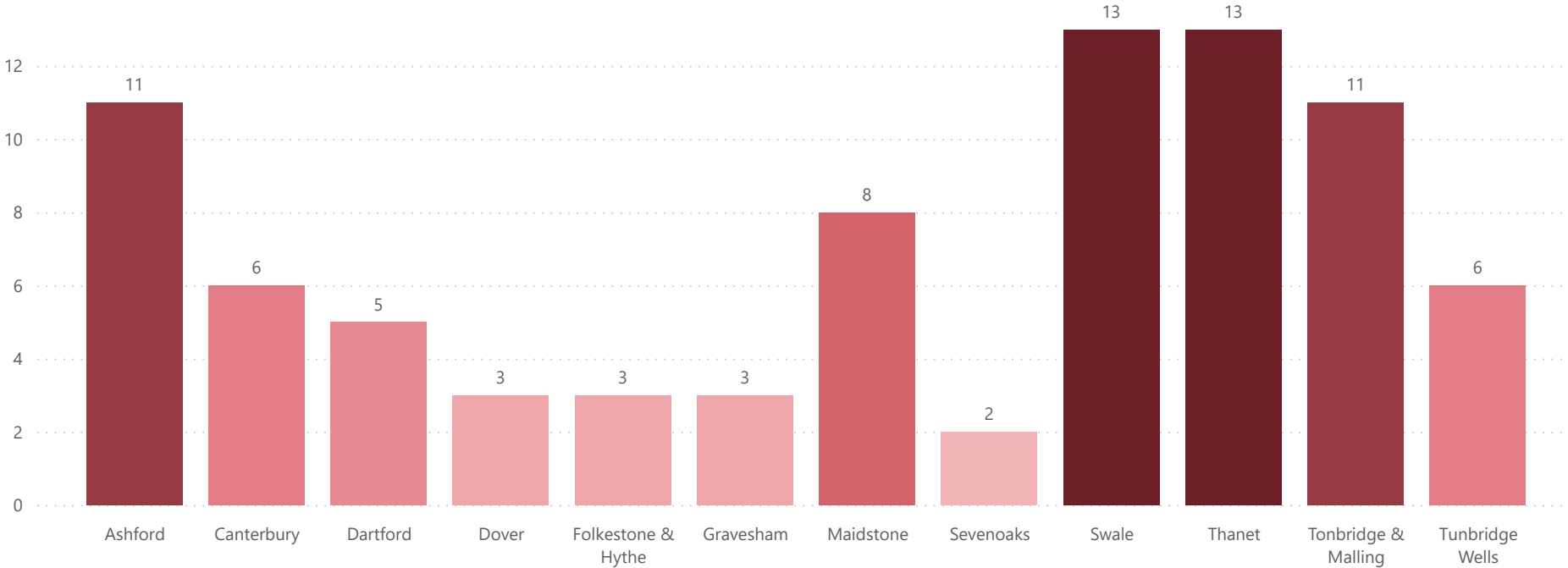
Select Academic A... ▼

- Select all
- 16
- 17

84

Number of NEET Joiners in Period

Number of NEET Joiners by District



CYPE - MI Report

NEET Leavers

MI Reporting Month ▼

- November 2020
- December 2020
- January 2021
- February 2021
- March 2021
- April 2021
- May 2021
- June 2021
- July 2021
- August 2021
- September 2021
- October 2021
- November 2021

Select Academic A... ▼

- Select all
- 16
- 17

151

Number of NEET Leavers in Period

Number of NEET Leavers by District

