

Education and Young People's Services

Young People Not in Education, Employment or Training (NEET)

Monthly Report - August 2016

Produced by: Management Information, KCC

Publication Date: 23-Sep-26

The figures are based on the monthly submission made to DfE via NCCIS for Kent County Council . Academic age is the age of the young person on 31st August (i.e.: prior to the start of the academic year). The figures include all 16 -18 year olds based on academic age with a Kent County Council area postcode as their primary address.



Executive Summary

NEETs as a percentage of the 16-18 academic age group (Year 12, 13 and 14)

The NEET percentage includes an adjustment factor which assumes that 8% of currency expired not knowns are assumed to be NEET.

| | | | |
|---------------|------|---------------|------|
| Jun-15 | 6.10 | Jun-16 | 5.65 |
| Jul-15 | 7.80 | Jul-16 | 5.76 |
| Aug-15 | 8.64 | Aug-16 | 6.08 |

Not Knowns as a percentage of the 16-18 academic age group (Year 12, 13 and 14)

| | | | |
|---------------|-------|---------------|------|
| Jun-15 | 9.24 | Jun-16 | 7.01 |
| Jul-15 | 27.78 | Jul-16 | 7.65 |
| Aug-15 | 31.14 | Aug-16 | 8.81 |

| 16-18 year old NEET by Vulnerable Group | Aug-16 | Jul-16 | Jun-16 | May-16 | Apr-16 | Mar-16 | Feb-16 | Jan-16 | Dec-15 | Nov-15 | Oct-15 | Sep-15 | Aug-15 |
|---|---------------|---------------|---------------|---------------|---------------|---------------|---------------|---------------|---------------|---------------|---------------|---------------|---------------|
| Children in Care | 111 | 107 | 107 | 105 | 103 | 112 | 104 | 102 | 131 | 117 | 113 | 106 | 131 |
| subset CIC resp. not known | 0 | 0 | 0 | 0 | 0 | 0 | 0 | 0 | 3 | 3 | 3 | 3 | 3 |
| subset CIC KCC responsibility | 75 | 75 | 84 | 86 | 83 | 91 | 84 | 84 | 106 | 98 | 92 | 88 | 103 |
| subset CIC OOC responsibility | 19 | 19 | 19 | 19 | 20 | 21 | 20 | 18 | 22 | 16 | 18 | 15 | 25 |
| Caring for own child | 275 | 265 | 256 | 243 | 230 | 220 | 211 | 196 | 180 | 154 | 131 | 124 | 292 |
| Asylum seeker | 4 | 5 | 4 | 3 | 4 | 6 | 4 | 2 | 4 | 3 | 7 | 3 | 4 |
| Carer not own child | 42 | 39 | 36 | 34 | 31 | 31 | 29 | 25 | 22 | 19 | 14 | 16 | 31 |
| Substance Misuse | 20 | 16 | 16 | 15 | 17 | 14 | 13 | 11 | 14 | 15 | 12 | 14 | 16 |
| Care Leaver | 73 | 71 | 65 | 65 | 59 | 48 | 46 | 43 | 8 | 9 | 8 | 9 | 41 |
| subset CL resp. not known | 0 | 0 | 0 | 0 | 4 | 0 | 0 | 0 | 0 | 0 | 0 | 1 | 0 |
| subset CL KCC responsibility | 59 | 59 | 60 | 60 | 50 | 43 | 41 | 39 | 5 | 6 | 5 | 6 | 37 |
| subset CL OOC responsibility | 5 | 5 | 5 | 5 | 5 | 5 | 5 | 4 | 3 | 3 | 3 | 2 | 4 |
| Supervised by YOT | 51 | 55 | 69 | 70 | 72 | 73 | 65 | 50 | 47 | 38 | 82 | 89 | 91 |
| Pregnancy | 164 | 159 | 156 | 147 | 142 | 132 | 122 | 114 | 107 | 94 | 91 | 89 | 166 |
| Parent not caring for own child | 3 | 3 | 3 | 3 | 3 | 4 | 3 | 3 | 3 | 3 | 3 | 3 | 8 |
| SEND (16-18 year olds) | 296 | 288 | 282 | 272 | 264 | 265 | 261 | 244 | 206 | 186 | 163 | 173 | 221 |
| SEND (19+ year olds) | 5 | 14 | 20 | 27 | 37 | 43 | 49 | 65 | 74 | 79 | 84 | 91 | 841 |
| Total 16-18 NEET with at least one vulnerable group | 904 | 870 | 853 | 827 | 800 | 783 | 745 | 682 | 617 | 550 | 519 | 516 | 858 |

| 16-18 year old Not Knowns by Vulnerable Group | Aug-16 | Jul-16 | Jun-16 | May-16 | Apr-16 | Mar-16 | Feb-16 | Jan-16 | Dec-15 | Nov-15 | Oct-15 | Sep-15 | Aug-15 |
|--|---------------|---------------|---------------|---------------|---------------|---------------|---------------|---------------|---------------|---------------|---------------|---------------|---------------|
| Children in Care | 50 | 38 | 32 | 25 | 16 | 21 | 22 | 33 | 171 | 209 | 299 | 460 | 360 |
| subset CIC resp. not known | 0 | 0 | 0 | 0 | 0 | 0 | 0 | 0 | 0 | 0 | 0 | 1 | 1 |
| subset CIC KCC responsibility | 5 | 11 | 19 | 13 | 8 | 10 | 11 | 18 | 97 | 121 | 176 | 253 | 204 |
| subset CIC OOC responsibility | 11 | 11 | 5 | 12 | 8 | 11 | 11 | 15 | 74 | 88 | 123 | 206 | 155 |
| Caring for own child | 25 | 22 | 21 | 21 | 20 | 21 | 22 | 20 | 23 | 28 | 36 | 36 | 84 |
| Asylum seeker | 30 | 11 | 8 | 12 | 8 | 8 | 6 | 7 | 9 | 19 | 7 | 13 | 30 |
| Carer not own child | 11 | 10 | 11 | 9 | 8 | 8 | 8 | 11 | 13 | 16 | 19 | 37 | 40 |
| Substance Misuse | 10 | 8 | 6 | 7 | 7 | 7 | 7 | 10 | 12 | 15 | 18 | 30 | 35 |
| Care Leaver | 47 | 32 | 26 | 24 | 21 | 31 | 31 | 42 | 5 | 5 | 4 | 5 | 37 |
| subset CL resp. not known | 0 | 0 | 0 | 0 | 0 | 0 | 0 | 0 | 0 | 0 | 0 | 0 | 0 |
| subset CL KCC responsibility | 19 | 19 | 19 | 19 | 17 | 27 | 27 | 37 | 3 | 3 | 3 | 3 | 34 |
| subset CL OOC responsibility | 5 | 5 | 5 | 5 | 4 | 4 | 4 | 5 | 2 | 2 | 1 | 2 | 3 |
| Supervised by YOT | 13 | 16 | 16 | 12 | 10 | 12 | 11 | 11 | 30 | 34 | 90 | 109 | 91 |
| Pregnancy | 17 | 16 | 17 | 19 | 19 | 17 | 18 | 17 | 21 | 27 | 33 | 37 | 50 |
| Parent not caring for own child | 3 | 3 | 2 | 2 | 2 | 2 | 2 | 2 | 3 | 2 | 2 | 3 | 6 |
| SEND (16-18 year olds) | 222 | 187 | 134 | 129 | 126 | 116 | 118 | 167 | 337 | 429 | 642 | 1333 | 1011 |
| SEND (19+ year olds) | 14 | 41 | 67 | 123 | 160 | 172 | 197 | 236 | 262 | 292 | 349 | 504 | 2912 |
| Total not known with at least one vulnerable group | 361 | 299 | 236 | 225 | 211 | 217 | 221 | 283 | 522 | 657 | 976 | 1812 | 1531 |

Please note the values in the above tables which show the breakdown of the Children In Care and Care Leaver sections - this is also replicated on the individual pages for each of the districts

Executive Summary - continued

1. Key Findings – County Performance

(i) NEETs:

- a. the trend in the NEET population has continued upwards during the calendar year, with the exception of June (5.65%), when there was a small downturn, with a reduction of 24
- b. in August 6.08% (2,876) of the 16 – 18 years age group were NEET – these findings represent an increase on the same findings in July when the figures were 5.76% (2763)
- c. despite the slight upward trend, the performance is stronger when compared to August 2015 (8.64%), just over two and a half percentage points lower

(ii) Not Knowns (16-18 years Cohort):

- a. there was an increase between June and July, of just over a percentage point between July (7.65%) and August (8.81%) which is expected at this time of the year
- b. the performance has continued to be almost two and a half percentage points lower than for the equivalent months of 2015
- c. the August figure is over 22 percentage points lower than the figure recorded for August 2015 (31.14%).

(iii) NEETs & Not Knowns / Vulnerable Groups (Tables below)

- a. during each of the last twelve months there has been an incremental increase in the number of young people, amongst the vulnerable groups, being recorded as being NEET
- b. in September 2015 516 vulnerable young people were recorded as being NEET, the figure for August 2016 was 904
- c. the figure recorded for NEETs amongst the vulnerable groups in August 2015 was 858, 46 lower than in the current month
- d. the same comparison for the Not Known population shows:
 - there were 361 young people with a “Not Known” status, an increase of 62 when compared to the July figure of 299
 - however this performance is significantly stronger than that recorded for August 2015 when there were 1531 young people without a recorded destination
- e. Children in Care – the number recorded as NEET in August 2016 (111) represents:
 - a small numerical increase of 4 young people being NEET when compared to the July figure (107)
 - a reduction of 20 when compared to the figure for August 2015 (131)
- f. Caring for own Child – the number in this vulnerable group has increased incrementally month on month since September of last year (124):
 - there were 275 young women in this vulnerable group recorded as being NEET
 - the 275 in August is, however, lower than the figure, 292, recorded for the same month in 2015

Executive Summary - continued

- g. Pregnancy – the number in this group has also increased incrementally since September 2015 when the figure was 89:
- the number in August 2016 was 164
 - in June the number was 156 and in July it was 159
- A workshop is being planned with Midwifery Services, Health Visitors, the Family Nurse Partnerships and Children's Centres to agree as to how partnership arrangements can support young women who are pregnant and young parents with regard to both EET opportunities and to meeting their aspirations.
- h. Young Offenders – the number of young people known to the YOTs who are NEET has fallen incrementally in small numbers since March:
- the figure for August was 51, a fall of 4 when compared to the 55 recorded in July
 - the 51 young people is 40 lower than the 91 young offenders recorded as being NEET in August 2015
- i. the SEND (16-18 years) NEETs:
- there has been an increase in the number of NEET SEND learners from 221 in August 2015 to 296 in August 2016
 - however there continues to be a significant reduction in the number of SEND young people whose status is not known
 - in August 2015 there were 1011 Not Knowns but in August this year the number had fallen to 222
- j. in August the overall increase of 34 in the number of NEETs recorded for vulnerable groups is accounted for by the following increases across specific groups:
- young carers (+3)
 - substance misuse (+4)
 - those who are pregnant (+5)
 - SEND, 16 – 18 years (+8)
 - Caring for Own Child (+10)

2. Key Findings by District

- (i) Swale, 379, has had the highest number of young people who are NEET in each of the eight months of 2016 (the calendar year)
- (ii) Thanet (318) was the District with the second highest number, as has been consistently the case during the calendar year
- (iii) the 6 Districts with the highest number of young people who are NEET remain the same as those recorded for June (the figures for June are included in brackets):
- Swale 379 (365)
 - Thanet 318 (300)
 - Maidstone 288 (267)
 - Gravesham 281 (255)
 - Canterbury 272 (269)
 - Tunbridge Wells 217 (212)

Executive Summary - continued

- (iv) this pattern in the findings has proved to be relatively consistent for the first eight months of the calendar year.
- (v) no District met their respective targets with the largest differentials being:
 - Gravesham +6.91%
 - Swale +6.62%
 - Thanet +5.36%
 - Canterbury +5.41%
 - Tunbridge Wells +5.32%
 - Kent +5.08%

3. Leavers and Joiners

- (i) in August 113 more young people (166 joining and 53 leaving the NEET population) joined the NEET population than left it.
- (ii) the breakdown by age group was:
 - 16 year olds: 30 leaving, 113 joining
 - 17 year olds: 12 leaving, 42 joining
 - 18 year olds: 11 leaving, 11 joining
- (iii) the vast majority of those leaving the NEET population did so as a result of having “Employment” (41 / 53, 77.4%)
- (iv) the previous destination of those becoming NEET was primarily for:
 - 16 year olds was “Education” followed by Employment
 - 17 year olds was “Employment”
 - 18 year olds was “Other” followed by “Employment”
- (v) almost half of the 16 year olds becoming NEET had left “education”

5. Years 11 & 12 September Guarantee

(a) Year 11

- (i) 11.3%, 1881, of the Year 11 cohort had, by August, yet to agree a positive destination for September
- (ii) the most significant gaps are in Swale and Thanet
- (iii) Tunbridge Wells and Maidstone are the District recording the strongest performance

(b) Year 12

- (i) in August 16.8% of the Year 12 cohort were without a recorded destination
- (ii) The Districts, in numerical terms, with the greatest gaps are, Swale, Thanet and Canterbury
- (iii) Tunbridge Wells, as with their Year 11 cohort, were the strongest performing District

Education and Young People's Services Performance Management

NEET Monthly Report - Kent

| 16-18 year old NEET Summary | Total Cohort 16-18 | No. NEET 16-18 | % NEET 16-18 | NEET Target 16-18 Jan 2017 | Diff from target | % NEET Age 16 | % NEET Age 17 | % NEET Age 18 | Not knowns | | | | |
|-----------------------------|--------------------|----------------|--------------|----------------------------|------------------|---------------|---------------|---------------|-------------|-------------|-------------|-------|-------------|
| | | | | | | | | | Acad age 16 | Acad age 17 | Acad age 18 | Total | % of cohort |
| Kent | 53,042 | 2,876 | 6.08% | 1.00% | 5.08% | 4.17% | 5.52% | 8.57% | 618 | 1,340 | 2,713 | 4,671 | 8.81% |
| Ashford | 4,755 | 205 | 5.04% | 0.84% | 4.20% | 3.44% | 4.48% | 7.27% | 68 | 113 | 261 | 442 | 9.30% |
| Canterbury | 4,865 | 272 | 6.23% | 0.82% | 5.41% | 4.28% | 5.54% | 8.81% | 40 | 95 | 225 | 360 | 7.40% |
| Dartford | 3,559 | 180 | 5.72% | 1.02% | 4.70% | 4.11% | 6.16% | 6.90% | 49 | 91 | 203 | 343 | 9.64% |
| Dover | 3,920 | 211 | 6.05% | 1.12% | 4.93% | 3.83% | 5.82% | 8.38% | 60 | 104 | 209 | 373 | 9.52% |
| Gravesham | 3,961 | 281 | 7.92% | 1.01% | 6.91% | 5.97% | 6.12% | 11.62% | 38 | 106 | 216 | 360 | 9.09% |
| Maidstone | 5,436 | 288 | 5.88% | 1.00% | 4.88% | 4.21% | 5.05% | 8.54% | 60 | 120 | 264 | 444 | 8.17% |
| Sevenoaks | 3,608 | 120 | 3.84% | 0.66% | 3.18% | 1.77% | 3.86% | 6.20% | 49 | 109 | 190 | 348 | 9.65% |
| Shepway | 3,857 | 203 | 5.97% | 1.21% | 4.76% | 4.18% | 6.23% | 7.44% | 42 | 110 | 210 | 362 | 9.39% |
| Swale | 5,360 | 379 | 7.84% | 1.22% | 6.62% | 6.46% | 7.54% | 9.47% | 62 | 149 | 281 | 492 | 9.18% |
| Thanet | 5,264 | 318 | 6.76% | 1.40% | 5.36% | 4.63% | 5.90% | 9.72% | 61 | 157 | 286 | 504 | 9.57% |
| Tonbridge & Malling | 4,446 | 202 | 5.04% | 0.67% | 4.37% | 3.26% | 4.01% | 7.95% | 49 | 94 | 211 | 354 | 7.96% |
| Tunbridge Wells | 4,011 | 217 | 5.98% | 0.66% | 5.32% | 3.20% | 5.34% | 9.51% | 40 | 92 | 157 | 289 | 7.21% |

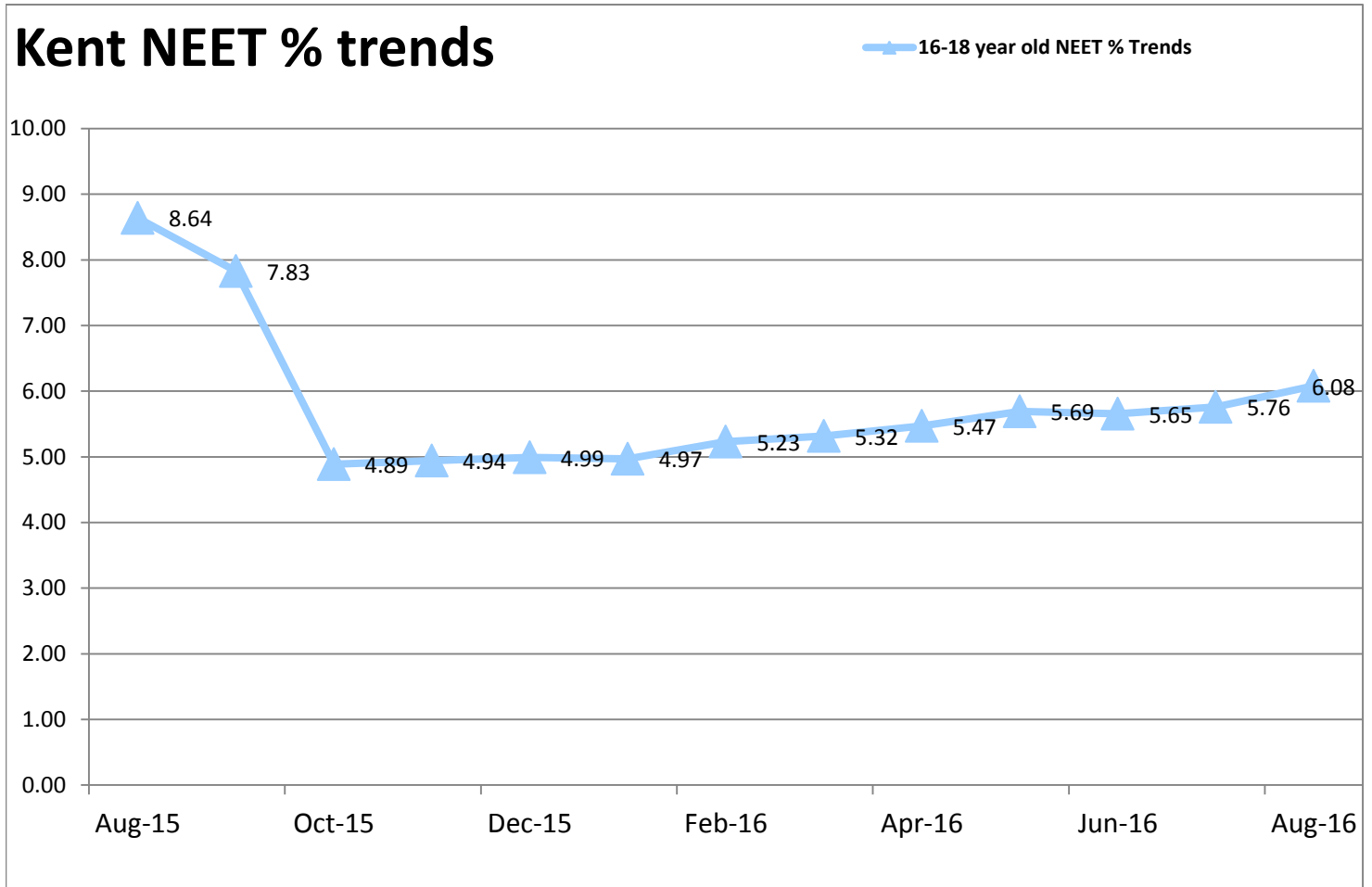
| 16-18 year old NEET % Trends | Aug-16 | Jul-16 | Jun-16 | May-16 | Apr-16 | Mar-16 | Feb-16 | Jan-16 | Dec-15 | Nov-15 | Oct-15 | Sep-15 | Aug-15 |
|------------------------------|--------|--------|--------|--------|--------|--------|--------|--------|--------|--------|--------|--------|--------|
| Kent | 6.08 | 5.76 | 5.65 | 5.69 | 5.47 | 5.32 | 5.23 | 4.97 | 4.99 | 4.94 | 4.89 | 7.83 | 8.64 |
| Ashford | 5.04 | 4.63 | 4.57 | 4.62 | 4.34 | 4.40 | 4.33 | 3.95 | 3.91 | 3.82 | 3.65 | 5.78 | 7.45 |
| Canterbury | 6.23 | 6.07 | 5.88 | 5.79 | 5.80 | 5.89 | 5.87 | 5.64 | 5.34 | 5.51 | 5.41 | 7.73 | 9.29 |
| Dartford | 5.72 | 5.49 | 5.42 | 5.58 | 5.24 | 4.84 | 4.91 | 4.55 | 4.70 | 4.55 | 4.44 | 7.90 | 8.13 |
| Dover | 6.05 | 5.76 | 5.53 | 5.41 | 4.76 | 4.48 | 4.36 | 3.93 | 4.43 | 4.22 | 4.28 | 7.85 | 9.27 |
| Gravesham | 7.92 | 7.16 | 6.95 | 6.66 | 6.53 | 6.51 | 6.58 | 6.46 | 6.36 | 6.50 | 6.93 | 11.30 | 10.23 |
| Maidstone | 5.88 | 5.36 | 5.44 | 5.43 | 5.35 | 5.12 | 4.93 | 4.88 | 4.97 | 4.61 | 4.47 | 6.59 | 7.85 |
| Sevenoaks | 3.84 | 3.75 | 4.02 | 4.07 | 4.27 | 4.16 | 4.49 | 4.18 | 4.27 | 4.23 | 4.26 | 6.26 | 5.58 |
| Shepway | 5.97 | 5.91 | 5.70 | 5.66 | 5.16 | 4.80 | 4.91 | 4.68 | 4.34 | 4.34 | 4.74 | 7.38 | 9.13 |
| Swale | 7.84 | 7.47 | 7.10 | 7.49 | 7.48 | 7.42 | 6.97 | 6.34 | 6.31 | 6.14 | 5.73 | 9.25 | 11.08 |
| Thanet | 6.76 | 6.31 | 6.12 | 6.12 | 5.67 | 5.59 | 5.21 | 5.35 | 5.31 | 5.54 | 5.37 | 10.31 | 11.81 |
| Tonbridge & Malling | 5.04 | 4.86 | 4.89 | 4.94 | 4.84 | 4.66 | 4.42 | 4.22 | 4.36 | 4.36 | 4.30 | 7.14 | 7.27 |
| Tunbridge Wells | 5.98 | 5.79 | 5.75 | 5.97 | 5.54 | 5.18 | 5.27 | 4.93 | 5.08 | 5.14 | 4.98 | 7.15 | 6.05 |

| 16-18 year old Not Known % Trends | Aug-16 | Jul-16 | Jun-16 | May-16 | Apr-16 | Mar-16 | Feb-16 | Jan-16 | Dec-15 | Nov-15 | Oct-15 | Sep-15 | Aug-15 |
|-----------------------------------|--------|--------|--------|--------|--------|--------|--------|--------|--------|--------|--------|--------|--------|
| Kent | 8.81 | 7.65 | 7.01 | 6.87 | 7.06 | 7.01 | 7.44 | 8.27 | 10.47 | 14.14 | 21.83 | 51.73 | 31.14 |
| Ashford | 9.30 | 7.90 | 7.13 | 6.86 | 6.84 | 6.75 | 7.04 | 7.92 | 10.19 | 13.13 | 19.94 | 46.41 | 25.99 |
| Canterbury | 7.40 | 6.27 | 5.94 | 5.77 | 6.16 | 6.36 | 6.73 | 7.37 | 9.17 | 12.02 | 19.23 | 49.22 | 33.31 |
| Dartford | 9.64 | 8.20 | 7.83 | 6.87 | 7.00 | 7.02 | 8.01 | 9.03 | 10.33 | 19.08 | 26.20 | 57.63 | 33.59 |
| Dover | 9.52 | 7.96 | 7.16 | 6.98 | 7.42 | 7.28 | 7.60 | 8.56 | 10.87 | 13.26 | 21.56 | 55.29 | 35.70 |
| Gravesham | 9.09 | 8.40 | 7.54 | 7.18 | 7.28 | 7.27 | 7.75 | 8.62 | 11.38 | 18.55 | 25.53 | 58.16 | 33.46 |
| Maidstone | 8.17 | 6.86 | 6.31 | 6.40 | 6.73 | 6.55 | 7.07 | 7.71 | 9.31 | 11.74 | 19.43 | 50.64 | 28.56 |
| Sevenoaks | 9.65 | 8.44 | 8.21 | 8.06 | 8.09 | 7.86 | 8.35 | 8.93 | 11.10 | 16.31 | 23.66 | 50.77 | 29.20 |
| Shepway | 9.39 | 8.22 | 6.96 | 7.06 | 6.48 | 6.31 | 6.54 | 7.35 | 10.26 | 12.16 | 20.00 | 46.57 | 28.18 |
| Swale | 9.18 | 8.01 | 7.48 | 7.26 | 7.56 | 7.86 | 8.36 | 9.35 | 11.32 | 13.57 | 20.43 | 49.92 | 32.70 |
| Thanet | 9.57 | 8.67 | 7.65 | 7.54 | 8.04 | 8.29 | 8.59 | 9.48 | 12.06 | 15.74 | 25.70 | 57.11 | 40.04 |
| Tonbridge & Malling | 7.96 | 6.90 | 6.51 | 6.54 | 6.72 | 6.50 | 6.91 | 7.91 | 10.14 | 12.93 | 21.00 | 52.63 | 28.13 |
| Tunbridge Wells | 7.21 | 6.29 | 5.72 | 6.14 | 6.44 | 5.78 | 6.13 | 6.77 | 9.52 | 13.22 | 21.02 | 47.37 | 23.14 |

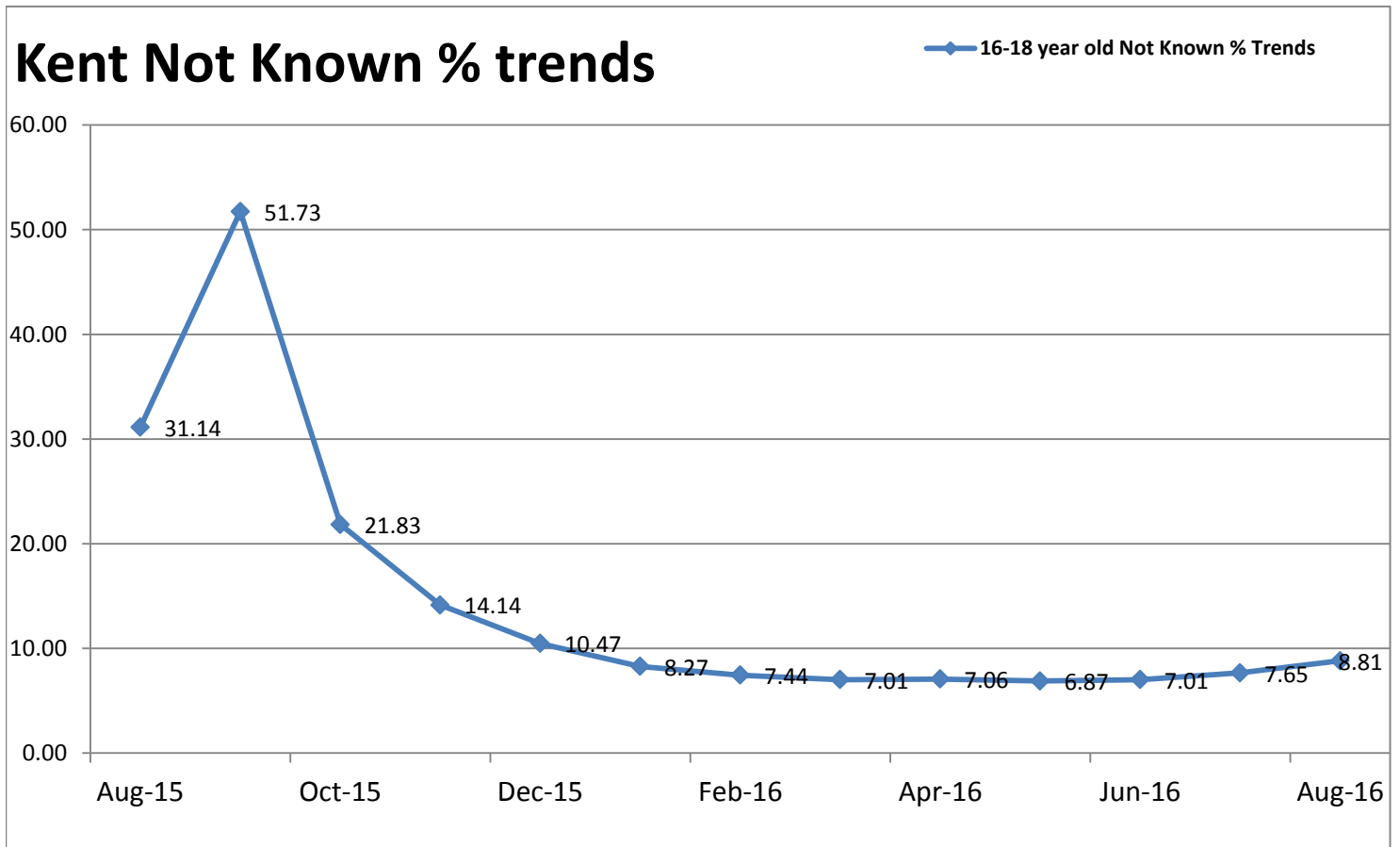
| NEETs based on length of time in NEET | Equivalent - August 2015 | | | | |
|---------------------------------------|--------------------------|------------|-------------|-------------|-----------|
| | 0-6 weeks | 7-13 weeks | 14-26 weeks | 27-52 weeks | 52+ weeks |
| Kent | 94 | 217 | 280 | 790 | 1495 |
| Ashford | 9 | 21 | 26 | 60 | 89 |
| Canterbury | 5 | 19 | 17 | 70 | 161 |
| Dartford | 9 | 10 | 18 | 39 | 104 |
| Dover | 5 | 17 | 30 | 71 | 88 |
| Gravesham | 18 | 28 | 25 | 72 | 138 |
| Maidstone | 9 | 25 | 14 | 78 | 162 |
| Sevenoaks | 2 | 6 | 7 | 29 | 76 |
| Shepway | 3 | 15 | 27 | 64 | 94 |
| Swale | 16 | 32 | 38 | 123 | 170 |
| Thanet | 11 | 24 | 41 | 79 | 163 |
| Tonbridge & Malling | 3 | 8 | 12 | 57 | 122 |
| Tunbridge Wells | 4 | 12 | 25 | 48 | 128 |

| Progress RPA - Participating | |
|------------------------------|----------|
| % Age 16 | % Age 17 |
| 90.29% | 81.33% |
| 89.02% | 81.24% |
| 91.55% | 83.32% |
| 89.94% | 81.76% |
| 89.78% | 79.19% |
| 89.41% | 81.13% |
| 89.72% | 82.65% |
| 93.13% | 83.03% |
| 90.73% | 79.59% |
| 87.51% | 78.35% |
| 90.31% | 79.74% |
| 91.18% | 82.77% |
| 92.20% | 83.70% |

Kent NEET % trends



Kent Not Known % trends



Education and Young People's Services Performance Management

NEET Monthly Report - Kent

| 16-18 year old cohort by Vulnerable Group | Aug-16 | Jul-16 | Jun-16 | May-16 | Apr-16 | Mar-16 | Feb-16 | Jan-16 | Dec-15 | Nov-15 | Oct-15 | Sep-15 | Aug-15 |
|---|--------|--------|--------|--------|--------|--------|--------|--------|--------|--------|--------|--------|--------|
| Children in Care (CIC) | 1050 | 1062 | 1078 | 1067 | 1064 | 1073 | 1048 | 991 | 1150 | 1128 | 712 | 708 | 693 |
| subset CIC resp. not known | 0 | 0 | 0 | 0 | 0 | 0 | 0 | 0 | 5 | 5 | 4 | 4 | 4 |
| subset CIC KCC responsibility | 832 | 844 | 860 | 866 | 860 | 865 | 840 | 782 | 881 | 858 | 440 | 438 | 446 |
| subset CIC OOC responsibility | 198 | 198 | 199 | 201 | 203 | 208 | 208 | 209 | 264 | 265 | 268 | 266 | 243 |
| Caring for own child | 358 | 346 | 336 | 314 | 300 | 287 | 276 | 260 | 239 | 214 | 188 | 175 | 406 |
| Asylum seeker | 547 | 552 | 551 | 536 | 526 | 523 | 492 | 456 | 452 | 433 | 47 | 19 | 40 |
| Carer not own child | 92 | 90 | 87 | 83 | 80 | 78 | 77 | 74 | 73 | 70 | 66 | 66 | 89 |
| Substance Misuse | 66 | 63 | 63 | 63 | 64 | 63 | 62 | 61 | 61 | 62 | 59 | 59 | 74 |
| Care Leaver (CL) | 228 | 216 | 208 | 207 | 192 | 190 | 187 | 185 | 18 | 18 | 17 | 17 | 87 |
| subset CL resp. not known | 1 | 1 | 1 | 1 | 1 | 1 | 1 | 1 | 1 | 1 | 1 | 1 | 0 |
| subset CL KCC responsibility | 193 | 193 | 194 | 194 | 180 | 178 | 175 | 173 | 11 | 11 | 10 | 10 | 79 |
| subset CL OOC responsibility | 12 | 12 | 12 | 12 | 11 | 11 | 11 | 11 | 6 | 6 | 6 | 6 | 8 |
| Supervised by YOT | 119 | 138 | 183 | 180 | 178 | 180 | 176 | 132 | 130 | 108 | 239 | 239 | 241 |
| Pregnancy | 217 | 209 | 208 | 199 | 190 | 177 | 167 | 153 | 148 | 139 | 141 | 137 | 235 |
| Parent not caring for own child | 8 | 8 | 8 | 8 | 8 | 8 | 8 | 8 | 7 | 7 | 7 | 7 | 16 |
| SEND (16-18 year olds) | 2242 | 2228 | 2230 | 2230 | 2231 | 2208 | 2209 | 2220 | 2224 | 2224 | 2232 | 2232 | 2071 |
| SEND (19+ year olds) | 157 | 203 | 245 | 323 | 341 | 375 | 413 | 467 | 512 | 541 | 595 | 627 | 3867 |
| Total 16-18 cohort with at least one vulnerable group | 4021 | 3998 | 4020 | 3982 | 3941 | 3900 | 3846 | 3737 | 3675 | 3608 | 3275 | 3228 | 3487 |

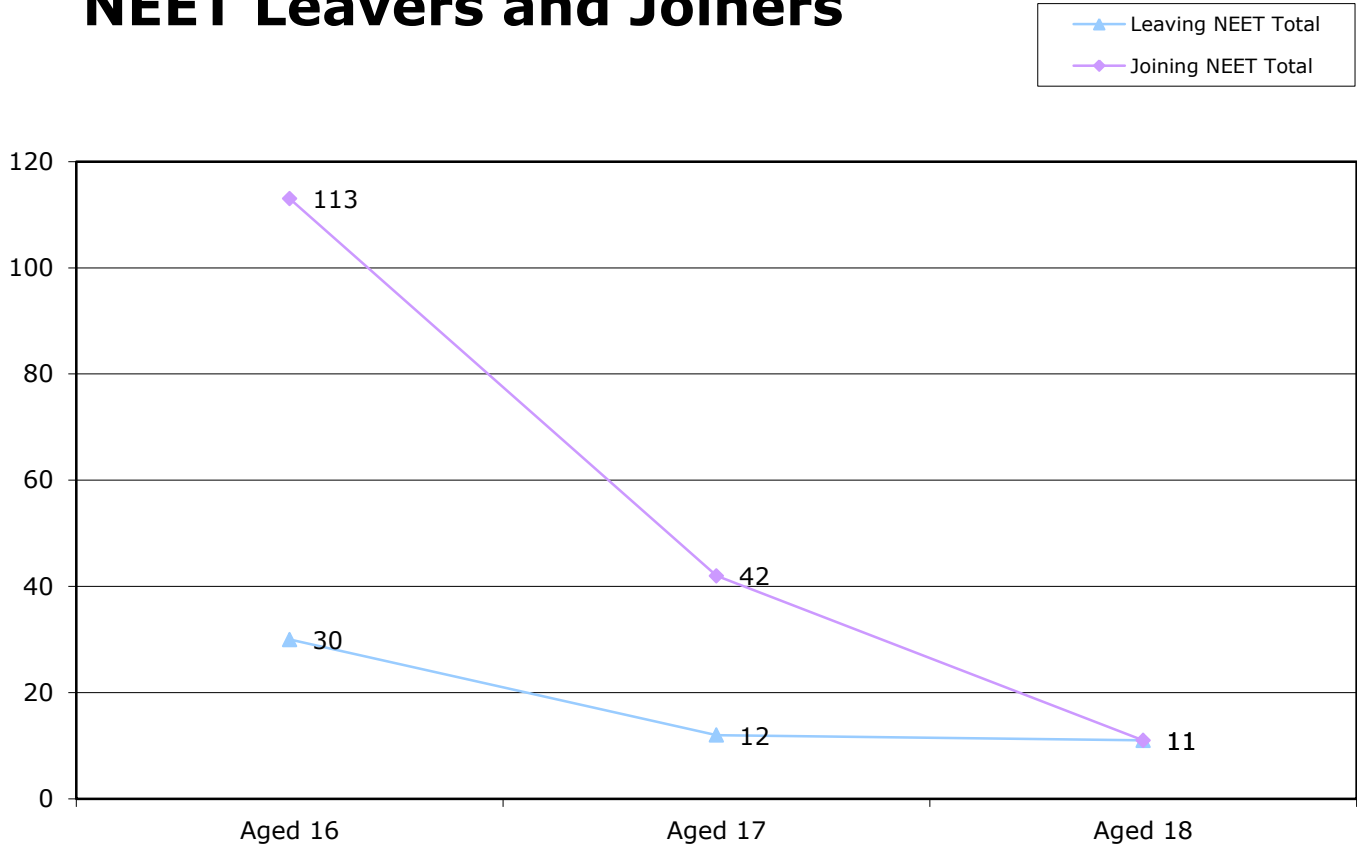
| 16-18 year old NEET by Vulnerable Group | Aug-16 | Jul-16 | Jun-16 | May-16 | Apr-16 | Mar-16 | Feb-16 | Jan-16 | Dec-15 | Nov-15 | Oct-15 | Sep-15 | Aug-15 |
|---|--------|--------|--------|--------|--------|--------|--------|--------|--------|--------|--------|--------|--------|
| Children in Care (CIC) | 111 | 107 | 107 | 105 | 103 | 112 | 104 | 102 | 131 | 117 | 113 | 106 | 131 |
| subset CIC resp. not known | 0 | 0 | 0 | 0 | 0 | 0 | 0 | 0 | 3 | 3 | 3 | 3 | 3 |
| subset CIC KCC responsibility | 75 | 75 | 84 | 86 | 83 | 91 | 84 | 84 | 106 | 98 | 92 | 88 | 103 |
| subset CIC OOC responsibility | 19 | 19 | 19 | 19 | 20 | 21 | 20 | 18 | 22 | 16 | 18 | 15 | 25 |
| Caring for own child | 275 | 265 | 256 | 243 | 230 | 220 | 211 | 196 | 180 | 154 | 131 | 124 | 292 |
| Asylum seeker | 4 | 5 | 4 | 3 | 4 | 6 | 4 | 2 | 4 | 3 | 7 | 3 | 4 |
| Carer not own child | 42 | 39 | 36 | 34 | 31 | 31 | 29 | 25 | 22 | 19 | 14 | 16 | 31 |
| Substance Misuse | 20 | 16 | 16 | 15 | 17 | 14 | 13 | 11 | 14 | 15 | 12 | 14 | 16 |
| Care Leaver (CL) | 73 | 71 | 65 | 65 | 59 | 48 | 46 | 43 | 8 | 9 | 8 | 9 | 41 |
| subset CL resp. not known | 0 | 0 | 0 | 0 | 4 | 0 | 0 | 0 | 0 | 0 | 0 | 1 | 0 |
| subset CL KCC responsibility | 59 | 59 | 60 | 60 | 50 | 43 | 41 | 39 | 5 | 6 | 5 | 6 | 37 |
| subset CL OOC responsibility | 5 | 5 | 5 | 5 | 5 | 5 | 5 | 4 | 3 | 3 | 3 | 2 | 4 |
| Supervised by YOT | 51 | 55 | 69 | 70 | 72 | 73 | 65 | 50 | 47 | 38 | 82 | 89 | 91 |
| Pregnancy | 164 | 159 | 156 | 147 | 142 | 132 | 122 | 114 | 107 | 94 | 91 | 89 | 166 |
| Parent not caring for own child | 3 | 3 | 3 | 3 | 3 | 4 | 3 | 3 | 3 | 3 | 3 | 3 | 8 |
| SEND (16-18 year olds) | 296 | 288 | 282 | 272 | 264 | 265 | 261 | 244 | 206 | 186 | 163 | 173 | 221 |
| SEND (19+ year olds) | 5 | 14 | 20 | 27 | 37 | 43 | 49 | 65 | 74 | 79 | 84 | 91 | 841 |
| Total 16-18 NEET with at least one vulnerable group | 904 | 870 | 853 | 827 | 800 | 783 | 745 | 682 | 617 | 550 | 519 | 516 | 858 |

| 16-18 year old Not Knowns by Vulnerable Group | Aug-16 | Jul-16 | Jun-16 | May-16 | Apr-16 | Mar-16 | Feb-16 | Jan-16 | Dec-15 | Nov-15 | Oct-15 | Sep-15 | Aug-15 |
|--|--------|--------|--------|--------|--------|--------|--------|--------|--------|--------|--------|--------|--------|
| Children in Care (CIC) | 50 | 38 | 32 | 25 | 16 | 21 | 22 | 33 | 171 | 209 | 299 | 460 | 360 |
| subset CIC resp. not known | 0 | 0 | 0 | 0 | 0 | 0 | 0 | 0 | 0 | 0 | 0 | 1 | 1 |
| subset CIC KCC responsibility | 5 | 11 | 19 | 13 | 8 | 10 | 11 | 18 | 97 | 121 | 176 | 253 | 204 |
| subset CIC OOC responsibility | 11 | 11 | 5 | 12 | 8 | 11 | 11 | 15 | 74 | 88 | 123 | 206 | 155 |
| Caring for own child | 25 | 22 | 21 | 21 | 20 | 21 | 22 | 20 | 23 | 28 | 36 | 36 | 84 |
| Asylum seeker | 30 | 11 | 8 | 12 | 8 | 8 | 6 | 7 | 9 | 19 | 7 | 13 | 30 |
| Carer not own child | 11 | 10 | 11 | 9 | 8 | 8 | 8 | 11 | 13 | 16 | 19 | 37 | 40 |
| Substance Misuse | 10 | 8 | 6 | 7 | 7 | 7 | 7 | 10 | 12 | 15 | 18 | 30 | 35 |
| Care Leaver (CL) | 47 | 32 | 26 | 24 | 21 | 31 | 31 | 42 | 5 | 5 | 4 | 5 | 37 |
| subset CL resp. not known | 0 | 0 | 0 | 0 | 0 | 0 | 0 | 0 | 0 | 0 | 0 | 0 | 0 |
| subset CL KCC responsibility | 19 | 19 | 19 | 19 | 17 | 27 | 27 | 37 | 3 | 3 | 3 | 3 | 34 |
| subset CL OOC responsibility | 5 | 5 | 5 | 5 | 4 | 4 | 4 | 5 | 2 | 2 | 1 | 2 | 3 |
| Supervised by YOT | 13 | 16 | 16 | 12 | 10 | 12 | 11 | 11 | 30 | 34 | 90 | 109 | 91 |
| Pregnancy | 17 | 16 | 17 | 19 | 19 | 17 | 18 | 17 | 21 | 27 | 33 | 37 | 50 |
| Parent not caring for own child | 3 | 3 | 2 | 2 | 2 | 2 | 2 | 2 | 3 | 2 | 2 | 3 | 6 |
| SEND (16-18 year olds) | 222 | 187 | 134 | 129 | 126 | 116 | 118 | 167 | 337 | 429 | 642 | 1333 | 1011 |
| SEND (19+ year olds) | 14 | 41 | 67 | 123 | 160 | 172 | 197 | 236 | 262 | 292 | 349 | 504 | 2912 |
| Total 16-18 not known with at least one vulnerable group | 361 | 299 | 236 | 225 | 211 | 217 | 221 | 283 | 522 | 657 | 976 | 1812 | 1531 |

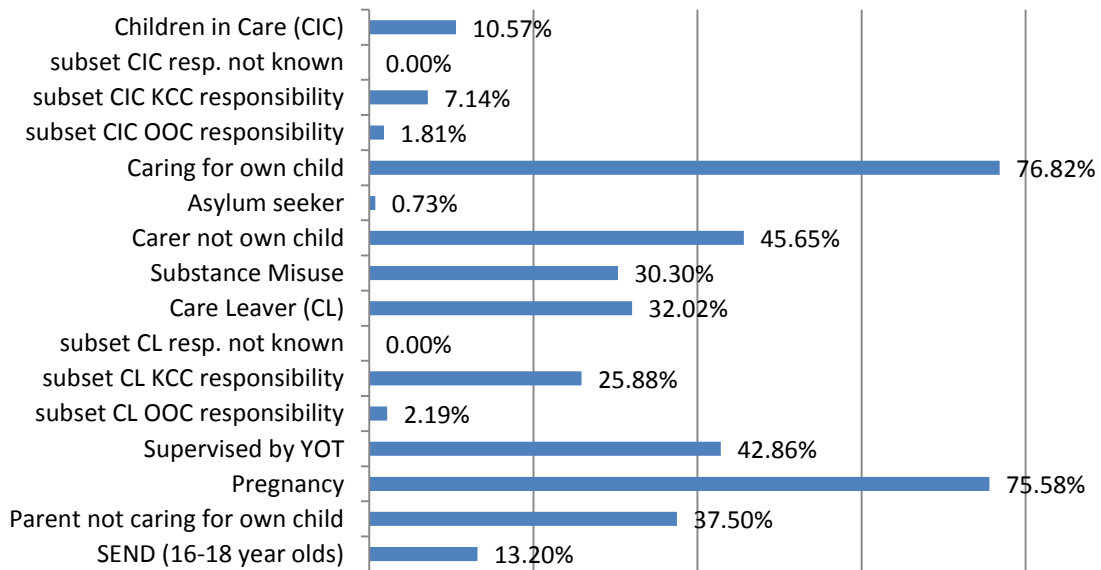
| 16-18 Year old NEET Leavers & Joiners | Aged 16 | Aged 17 | Aged 18 | 16-18 Total | Aged 19 |
|--|----------------|----------------|----------------|------------------------|----------------|
| Leaving NEET Total | 30 | 12 | 11 | 53 | 104 |
| Education | 0 | 0 | 0 | 0 | 0 |
| Employment | 22 | 11 | 8 | 41 | 0 |
| Government supported training | 5 | 1 | 1 | 7 | 0 |
| Re-engagement Provision | 1 | 0 | 0 | 1 | 0 |
| Transfer to another LA | 0 | 0 | 0 | 0 | 1 |
| Age reached where no active record required | 0 | 0 | 0 | 0 | 103 |
| Left England so no longer active record | 0 | 0 | 0 | 0 | 0 |
| Found to be a duplicate record | 0 | 0 | 0 | 0 | 0 |
| Deceased | 0 | 0 | 0 | 0 | 0 |
| Custodial Sentence | 1 | 0 | 0 | 1 | 0 |
| Cannot Be Contacted | 0 | 0 | 0 | 0 | 0 |
| Refused to disclose activity | 0 | 0 | 0 | 0 | 0 |
| Unknown Activity | 0 | 0 | 1 | 1 | 0 |
| Other Reason | 1 | 0 | 1 | 2 | 0 |
| Joining NEET Total | 113 | 42 | 11 | 166 | 0 |
| Education | 39 | 10 | 1 | 50 | 0 |
| Employment | 18 | 20 | 3 | 41 | 0 |
| Training | 12 | 4 | 1 | 17 | 0 |
| Re-engagement Provision | 0 | 1 | 0 | 1 | 0 |
| From other area | 0 | 0 | 0 | 0 | 0 |
| Other (inc custodial sentence) | 44 | 7 | 6 | 57 | 0 |
| Joiners>Leavers | -83 | -30 | 0 | -113 | 104 |

| 16-18 Year Old NEET Labour Market Summary | No | % |
|--|-----------|----------|
| Available: | | |
| Working not for reward | 47 | 2.11% |
| Not yet ready for work or learning | 133 | 5.97% |
| Start Date agreed (other) | 27 | 1.21% |
| Start Date agreed (RPA compliant) | 110 | 4.94% |
| Seeking EET | 1911 | 85.77% |
| Available Total | 2228 | 100% |
| Unavailable: | | |
| Young carers | 24 | 3.70% |
| Teenage parents | 227 | 35.03% |
| Illness | 273 | 42.13% |
| Pregnancy | 115 | 17.75% |
| Religious grounds | 0 | 0.00% |
| Unlikely to be economically active | 9 | 1.39% |
| Other reason | 0 | 0.00% |
| Unavailable Total | 648 | 100% |

NEET Leavers and Joiners



% of Vulnerable Cohorts who are NEET



Education and Young People's Services Performance Management

NEET Monthly Report - Ashford

| 16-18 year old cohort by Vulnerable Group | Aug-16 | Jul-16 | Jun-16 | May-16 | Apr-16 | Mar-16 | Feb-16 | Jan-16 | Dec-15 | Nov-15 | Oct-15 | Sep-15 | Aug-15 |
|---|--------|--------|--------|--------|--------|--------|--------|--------|--------|--------|--------|--------|--------|
| Children in Care | 174 | 175 | 177 | 165 | 160 | 156 | 150 | 137 | 198 | 194 | 61 | 69 | 61 |
| subset CIC resp. not known | 0 | 0 | 0 | 0 | 0 | 0 | 0 | 0 | 0 | 0 | 0 | 0 | 0 |
| subset CIC KCC responsibility | 148 | 149 | 151 | 151 | 145 | 141 | 135 | 122 | 175 | 171 | 38 | 41 | 37 |
| subset CIC OOC responsibility | 14 | 14 | 14 | 14 | 15 | 15 | 15 | 15 | 23 | 23 | 23 | 28 | 24 |
| Caring for own child | 21 | 21 | 21 | 20 | 19 | 19 | 19 | 19 | 18 | 14 | 12 | 11 | 29 |
| Asylum seeker | 145 | 145 | 146 | 135 | 131 | 125 | 118 | 104 | 142 | 137 | 16 | 2 | 4 |
| Carer not own child | 13 | 13 | 13 | 12 | 11 | 11 | 11 | 10 | 10 | 9 | 9 | 9 | 10 |
| Substance Misuse | 6 | 6 | 6 | 6 | 6 | 6 | 5 | 4 | 6 | 5 | 5 | 5 | 7 |
| Care Leaver | 22 | 21 | 20 | 19 | 19 | 19 | 19 | 18 | 2 | 2 | 1 | 1 | 6 |
| subset CL resp. not known | 0 | 0 | 0 | 0 | 0 | 0 | 0 | 0 | 0 | 0 | 0 | 0 | 0 |
| subset CL KCC responsibility | 18 | 18 | 18 | 18 | 18 | 18 | 18 | 17 | 2 | 2 | 1 | 1 | 6 |
| subset CL OOC responsibility | 1 | 1 | 1 | 1 | 1 | 1 | 1 | 1 | 0 | 0 | 0 | 0 | 0 |
| Supervised by YOT | 4 | 7 | 7 | 6 | 6 | 6 | 6 | 6 | 6 | 6 | 10 | 10 | 13 |
| Pregnancy | 14 | 14 | 13 | 13 | 12 | 10 | 8 | 7 | 7 | 8 | 8 | 7 | 15 |
| Parent not caring for own child | 0 | 0 | 0 | 0 | 0 | 0 | 0 | 0 | 0 | 0 | 0 | 0 | 0 |
| SEND (16-18 year olds) | 166 | 165 | 165 | 166 | 168 | 167 | 170 | 173 | 174 | 177 | 177 | 189 | 154 |
| SEND (19+ year olds) | 9 | 13 | 22 | 32 | 33 | 34 | 38 | 39 | 41 | 42 | 44 | 44 | 316 |
| Total 16-18 cohort with at least one vulnerable group | 401 | 400 | 400 | 387 | 382 | 374 | 367 | 354 | 392 | 387 | 266 | 264 | 263 |

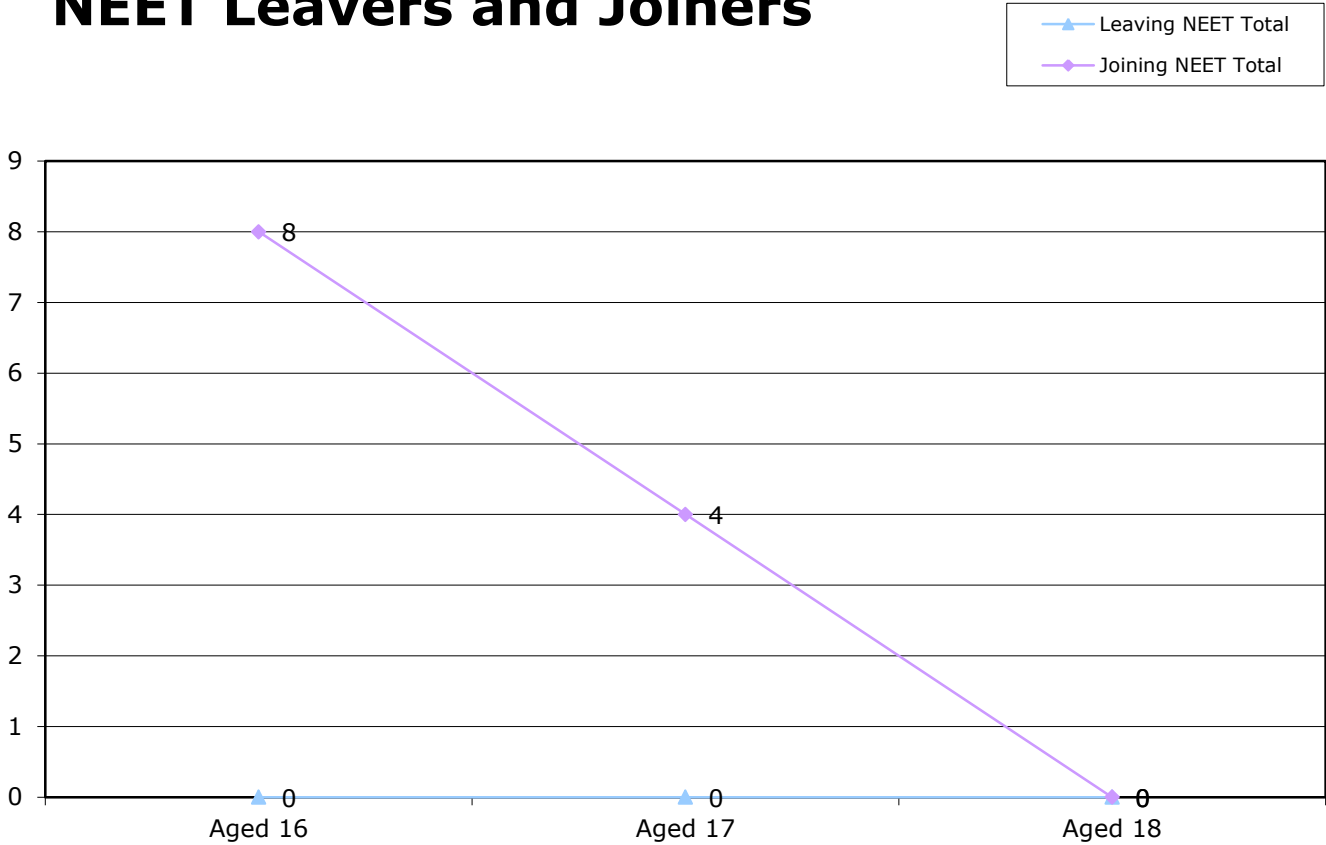
| 16-18 year old NEET by Vulnerable Group | Aug-16 | Jul-16 | Jun-16 | May-16 | Apr-16 | Mar-16 | Feb-16 | Jan-16 | Dec-15 | Nov-15 | Oct-15 | Sep-15 | Aug-15 |
|---|--------|--------|--------|--------|--------|--------|--------|--------|--------|--------|--------|--------|--------|
| Children in Care | 9 | 9 | 9 | 9 | 7 | 9 | 8 | 9 | 15 | 13 | 12 | 13 | 14 |
| subset CIC resp. not known | 0 | 0 | 0 | 0 | 0 | 0 | 0 | 0 | 0 | 0 | 0 | 0 | 0 |
| subset CIC KCC responsibility | 6 | 6 | 6 | 6 | 4 | 5 | 4 | 5 | 11 | 10 | 10 | 11 | 14 |
| subset CIC OOC responsibility | 3 | 3 | 3 | 3 | 3 | 4 | 4 | 4 | 4 | 3 | 2 | 2 | 0 |
| Caring for own child | 19 | 19 | 19 | 18 | 17 | 16 | 16 | 16 | 16 | 12 | 10 | 8 | 22 |
| Asylum seeker | 0 | 0 | 0 | 0 | 0 | 0 | 1 | 0 | 0 | 0 | 1 | 0 | 0 |
| Carer not own child | 4 | 4 | 4 | 3 | 2 | 3 | 3 | 2 | 2 | 1 | 1 | 2 | 1 |
| Substance Misuse | 4 | 4 | 4 | 4 | 3 | 3 | 2 | 1 | 3 | 2 | 3 | 3 | 4 |
| Care Leaver | 6 | 6 | 5 | 5 | 5 | 4 | 4 | 4 | 1 | 2 | 1 | 1 | 4 |
| subset CL resp. not known | 0 | 0 | 0 | 0 | 0 | 0 | 0 | 0 | 0 | 0 | 0 | 0 | 0 |
| subset CL KCC responsibility | 5 | 5 | 5 | 5 | 5 | 4 | 4 | 4 | 1 | 2 | 1 | 1 | 4 |
| subset CL OOC responsibility | 0 | 0 | 0 | 0 | 0 | 0 | 0 | 0 | 0 | 0 | 0 | 0 | 0 |
| Supervised by YOT | 1 | 4 | 5 | 5 | 4 | 4 | 3 | 4 | 3 | 2 | 3 | 4 | 5 |
| Pregnancy | 11 | 11 | 11 | 11 | 11 | 9 | 6 | 6 | 5 | 6 | 6 | 5 | 9 |
| Parent not caring for own child | 0 | 0 | 0 | 0 | 0 | 0 | 0 | 0 | 0 | 0 | 0 | 0 | 0 |
| SEND (16-18 year olds) | 20 | 18 | 18 | 20 | 19 | 21 | 18 | 17 | 15 | 12 | 12 | 13 | 15 |
| SEND (19+ year olds) | 0 | 1 | 3 | 4 | 5 | 5 | 6 | 6 | 5 | 6 | 8 | 8 | 40 |
| Total 16-18 NEET with at least one vulnerable group | 67 | 65 | 64 | 64 | 60 | 60 | 53 | 51 | 47 | 42 | 41 | 40 | 59 |

| 16-18 year old Not Knowns by Vulnerable Group | Aug-16 | Jul-16 | Jun-16 | May-16 | Apr-16 | Mar-16 | Feb-16 | Jan-16 | Dec-15 | Nov-15 | Oct-15 | Sep-15 | Aug-15 |
|--|--------|--------|--------|--------|--------|--------|--------|--------|--------|--------|--------|--------|--------|
| Children in Care | 7 | 2 | 1 | 2 | 1 | 1 | 1 | 2 | 15 | 24 | 26 | 43 | 33 |
| subset CIC resp. not known | 0 | 0 | 0 | 0 | 0 | 0 | 0 | 0 | 0 | 0 | 0 | 0 | 0 |
| subset CIC KCC responsibility | 1 | 1 | 0 | 2 | 1 | 1 | 1 | 2 | 7 | 14 | 13 | 22 | 15 |
| subset CIC OOC responsibility | 0 | 0 | 1 | 0 | 0 | 0 | 0 | 0 | 8 | 10 | 13 | 21 | 18 |
| Caring for own child | 2 | 2 | 2 | 2 | 2 | 2 | 2 | 2 | 1 | 1 | 1 | 1 | 4 |
| Asylum seeker | 7 | 2 | 1 | 1 | 1 | 1 | 1 | 2 | 2 | 7 | 2 | 2 | 4 |
| Carer not own child | 1 | 1 | 1 | 1 | 1 | 1 | 1 | 1 | 2 | 2 | 2 | 5 | 6 |
| Substance Misuse | 0 | 0 | 0 | 0 | 0 | 0 | 0 | 0 | 0 | 0 | 0 | 2 | 1 |
| Care Leaver | 1 | 1 | 2 | 1 | 1 | 2 | 2 | 2 | 0 | 0 | 0 | 0 | 1 |
| subset CL resp. not known | 0 | 0 | 0 | 0 | 0 | 0 | 0 | 0 | 0 | 0 | 0 | 0 | 0 |
| subset CL KCC responsibility | 0 | 0 | 0 | 0 | 0 | 1 | 1 | 1 | 0 | 0 | 0 | 0 | 1 |
| subset CL OOC responsibility | 1 | 1 | 1 | 1 | 1 | 1 | 1 | 1 | 0 | 0 | 0 | 0 | 0 |
| Supervised by YOT | 1 | 1 | 0 | 0 | 0 | 1 | 0 | 1 | 2 | 2 | 3 | 3 | 3 |
| Pregnancy | 1 | 1 | 1 | 1 | 1 | 1 | 1 | 1 | 2 | 2 | 2 | 2 | 5 |
| Parent not caring for own child | 0 | 0 | 0 | 0 | 0 | 0 | 0 | 0 | 0 | 0 | 0 | 0 | 0 |
| SEND (16-18 year olds) | 17 | 16 | 12 | 10 | 11 | 10 | 11 | 13 | 26 | 35 | 54 | 113 | 63 |
| SEND (19+ year olds) | 1 | 3 | 10 | 19 | 20 | 20 | 23 | 23 | 25 | 26 | 26 | 34 | 263 |
| Total not known with at least one vulnerable group | 29 | 23 | 18 | 16 | 17 | 18 | 18 | 22 | 43 | 58 | 77 | 147 | 104 |

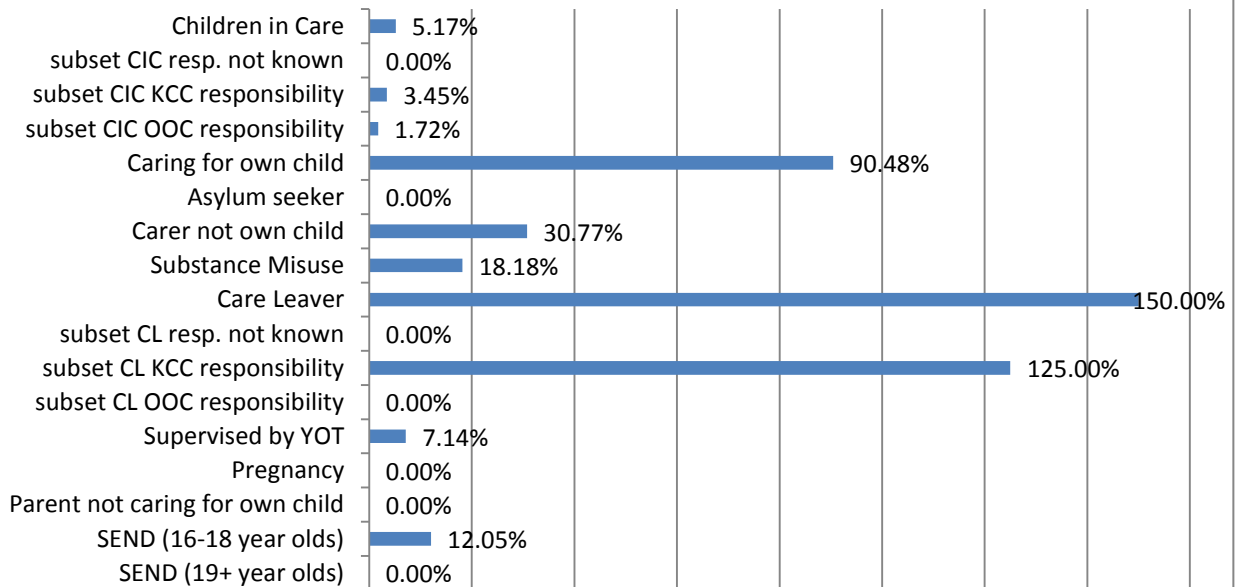
| 16-18 Year old NEET Leavers & Joiners | Aged 16 | Aged 17 | Aged 18 | 16-18 Total | Aged 19 |
|--|----------------|----------------|----------------|--------------------|----------------|
| Leaving NEET Total | 0 | 0 | 0 | 0 | 9 |
| Education | 0 | 0 | 0 | 0 | 0 |
| Employment | 0 | 0 | 0 | 0 | 0 |
| Government supported training | 0 | 0 | 0 | 0 | 0 |
| Re-engagement Provision | 0 | 0 | 0 | 0 | 0 |
| Transfer to another LA | 0 | 0 | 0 | 0 | 0 |
| Age reached where no active record required | 0 | 0 | 0 | 0 | 9 |
| Left England so no longer active record | 0 | 0 | 0 | 0 | 0 |
| Found to be a duplicate record | 0 | 0 | 0 | 0 | 0 |
| Deceased | 0 | 0 | 0 | 0 | 0 |
| Custodial Sentence | 0 | 0 | 0 | 0 | 0 |
| Cannot Be Contacted | 0 | 0 | 0 | 0 | 0 |
| Refused to disclose activity | 0 | 0 | 0 | 0 | 0 |
| Unknown Activity | 0 | 0 | 0 | 0 | 0 |
| Other Reason | 0 | 0 | 0 | 0 | 0 |
| Joining NEET Total | 8 | 4 | 0 | 12 | 0 |
| Education | 3 | 1 | 0 | 4 | 0 |
| Employment | 1 | 3 | 0 | 4 | 0 |
| Training | 1 | 0 | 0 | 1 | 0 |
| Re-engagement Provision | 0 | 0 | 0 | 0 | 0 |
| From other area | 0 | 0 | 0 | 0 | 0 |
| Other (inc custodial sentence) | 3 | 0 | 0 | 3 | 0 |
| Joiners>Leavers | -8 | -4 | 0 | -12 | 9 |

| 16-18 Year Old NEET Labour Market Summary | No | % |
|--|-----------|----------|
| Available: | | |
| Working not for reward | 6 | 4.11% |
| Not yet ready for work or learning | 14 | 9.59% |
| Start Date agreed (other) | 2 | 1.37% |
| Start Date agreed (RPA compliant) | 15 | 10.27% |
| Seeking EET | 109 | 74.66% |
| Available Total | 146 | 100% |
| Unavailable: | | |
| Young carers | 3 | 5.08% |
| Teenage parents | 16 | 27.12% |
| Illness | 30 | 50.85% |
| Pregnancy | 9 | 15.25% |
| Religious grounds | 0 | 0.00% |
| Unlikely to be economically active | 1 | 1.69% |
| Other reason | 0 | 0.00% |
| Unavailable Total | 59 | 100% |

NEET Leavers and Joiners



% of Vulnerable Cohorts who are NEET



Education and Young People's Services Performance Management

NEET Monthly Report - Canterbury

| 16-18 year old cohort by Vulnerable Group | Aug-16 | Jul-16 | Jun-16 | May-16 | Apr-16 | Mar-16 | Feb-16 | Jan-16 | Dec-15 | Nov-15 | Oct-15 | Sep-15 | Aug-15 |
|---|--------|--------|--------|--------|--------|--------|--------|--------|--------|--------|--------|--------|--------|
| Children in Care | 187 | 185 | 185 | 188 | 190 | 189 | 184 | 174 | 180 | 176 | 85 | 80 | 85 |
| subset CIC resp. not known | 0 | 0 | 0 | 0 | 0 | 0 | 0 | 0 | 2 | 2 | 2 | 2 | 2 |
| subset CIC KCC responsibility | 145 | 145 | 145 | 148 | 149 | 147 | 142 | 132 | 132 | 128 | 38 | 36 | 43 |
| subset CIC OOC responsibility | 39 | 39 | 39 | 40 | 41 | 42 | 42 | 42 | 46 | 46 | 45 | 42 | 40 |
| Caring for own child | 28 | 28 | 27 | 28 | 27 | 28 | 29 | 26 | 22 | 18 | 16 | 14 | 36 |
| Asylum seeker | 116 | 114 | 144 | 115 | 113 | 111 | 104 | 99 | 91 | 89 | 5 | 1 | 7 |
| Carer not own child | 8 | 8 | 7 | 7 | 6 | 7 | 7 | 7 | 6 | 6 | 6 | 6 | 4 |
| Substance Misuse | 9 | 9 | 9 | 9 | 9 | 9 | 9 | 9 | 9 | 9 | 9 | 9 | 9 |
| Care Leaver | 38 | 37 | 37 | 36 | 36 | 35 | 34 | 34 | 0 | 0 | 0 | 0 | 6 |
| subset CL resp. not known | 0 | 0 | 0 | 0 | 0 | 0 | 0 | 0 | 0 | 0 | 0 | 0 | 0 |
| subset CL KCC responsibility | 35 | 35 | 35 | 35 | 35 | 34 | 33 | 33 | 0 | 0 | 0 | 0 | 6 |
| subset CL OOC responsibility | 1 | 1 | 1 | 1 | 1 | 1 | 1 | 1 | 0 | 0 | 0 | 0 | 0 |
| Supervised by YOT | 3 | 4 | 10 | 12 | 12 | 12 | 12 | 6 | 6 | 7 | 27 | 28 | 20 |
| Pregnancy | 22 | 21 | 22 | 22 | 22 | 22 | 17 | 17 | 17 | 16 | 15 | 14 | 24 |
| Parent not caring for own child | 0 | 0 | 0 | 0 | 0 | 0 | 0 | 0 | 0 | 0 | 0 | 0 | 0 |
| SEND (16-18 year olds) | 242 | 242 | 242 | 243 | 245 | 242 | 244 | 244 | 245 | 244 | 242 | 226 | 221 |
| SEND (19+ year olds) | 18 | 25 | 27 | 28 | 32 | 38 | 44 | 52 | 54 | 53 | 57 | 59 | 343 |
| Total 16-18 cohort with at least one vulnerable group | 496 | 493 | 497 | 501 | 501 | 497 | 488 | 472 | 440 | 434 | 357 | 332 | 357 |

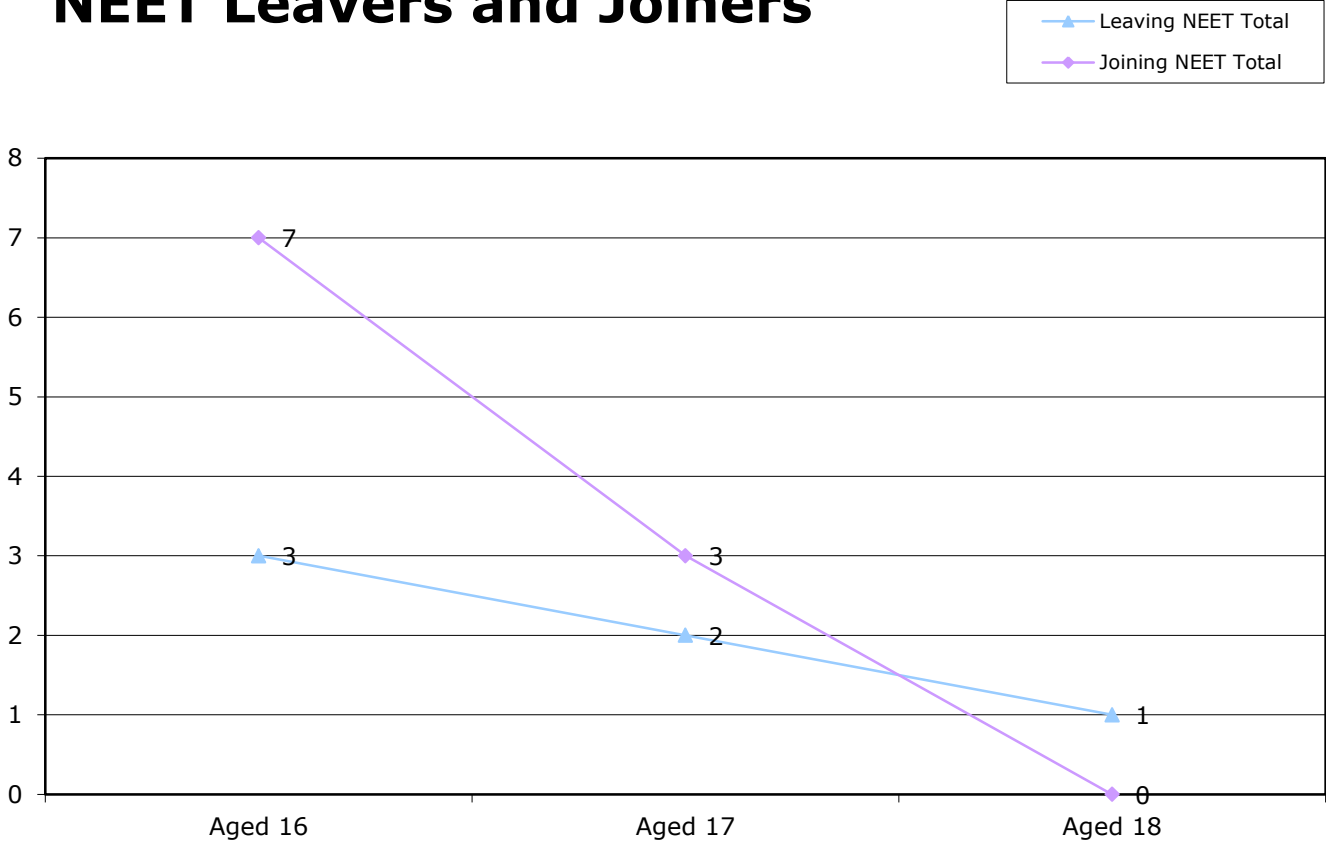
| 16-18 year old NEET by Vulnerable Group | Aug-16 | Jul-16 | Jun-16 | May-16 | Apr-16 | Mar-16 | Feb-16 | Jan-16 | Dec-15 | Nov-15 | Oct-15 | Sep-15 | Aug-15 |
|---|--------|--------|--------|--------|--------|--------|--------|--------|--------|--------|--------|--------|--------|
| Children in Care | 17 | 14 | 15 | 15 | 19 | 20 | 22 | 22 | 18 | 12 | 13 | 11 | 14 |
| subset CIC resp. not known | 0 | 0 | 0 | 0 | 0 | 0 | 0 | 0 | 1 | 1 | 2 | 1 | 1 |
| subset CIC KCC responsibility | 13 | 12 | 12 | 12 | 15 | 15 | 16 | 16 | 10 | 7 | 7 | 7 | 8 |
| subset CIC OOC responsibility | 3 | 3 | 3 | 3 | 4 | 5 | 6 | 6 | 7 | 4 | 5 | 3 | 5 |
| Caring for own child | 15 | 15 | 14 | 15 | 15 | 18 | 19 | 17 | 13 | 10 | 9 | 7 | 22 |
| Asylum seeker | 2 | 1 | 1 | 1 | 1 | 1 | 1 | 1 | 0 | 0 | 1 | 0 | 1 |
| Carer not own child | 3 | 3 | 2 | 2 | 2 | 3 | 2 | 2 | 1 | 1 | 0 | 0 | 0 |
| Substance Misuse | 1 | 0 | 0 | 0 | 1 | 1 | 1 | 1 | 1 | 1 | 1 | 1 | 2 |
| Care Leaver | 4 | 4 | 4 | 4 | 4 | 3 | 4 | 5 | 0 | 0 | 0 | 0 | 5 |
| subset CL resp. not known | 0 | 0 | 0 | 0 | 4 | 0 | 0 | 0 | 0 | 0 | 0 | 0 | 0 |
| subset CL KCC responsibility | 4 | 4 | 4 | 4 | 0 | 3 | 3 | 4 | 0 | 0 | 0 | 0 | 5 |
| subset CL OOC responsibility | 0 | 0 | 0 | 0 | 0 | 0 | 1 | 1 | 0 | 0 | 0 | 0 | 0 |
| Supervised by YOT | 1 | 2 | 6 | 8 | 8 | 9 | 10 | 4 | 4 | 5 | 7 | 8 | 7 |
| Pregnancy | 17 | 17 | 17 | 17 | 17 | 17 | 13 | 15 | 15 | 14 | 14 | 12 | 19 |
| Parent not caring for own child | 0 | 0 | 0 | 0 | 0 | 0 | 0 | 0 | 0 | 0 | 0 | 0 | 0 |
| SEND (16-18 year olds) | 38 | 40 | 39 | 39 | 39 | 38 | 40 | 37 | 30 | 24 | 21 | 22 | 27 |
| SEND (19+ year olds) | 1 | 2 | 2 | 3 | 5 | 7 | 8 | 8 | 9 | 8 | 9 | 9 | 78 |
| Total 16-18 NEET with at least one vulnerable group | 87 | 86 | 87 | 89 | 92 | 96 | 96 | 89 | 68 | 58 | 56 | 51 | 82 |

| 16-18 year old Not Knowns by Vulnerable Group | Aug-16 | Jul-16 | Jun-16 | May-16 | Apr-16 | Mar-16 | Feb-16 | Jan-16 | Dec-15 | Nov-15 | Oct-15 | Sep-15 | Aug-15 |
|--|--------|--------|--------|--------|--------|--------|--------|--------|--------|--------|--------|--------|--------|
| Children in Care | 10 | 5 | 5 | 3 | 1 | 2 | 3 | 3 | 18 | 21 | 30 | 55 | 47 |
| subset CIC resp. not known | 0 | 0 | 0 | 0 | 0 | 0 | 0 | 0 | 0 | 0 | 0 | 1 | 1 |
| subset CIC KCC responsibility | 1 | 0 | 3 | 1 | 1 | 1 | 1 | 1 | 12 | 14 | 20 | 25 | 19 |
| subset CIC OOC responsibility | 2 | 2 | 0 | 2 | 0 | 1 | 2 | 2 | 6 | 7 | 10 | 29 | 27 |
| Caring for own child | 4 | 3 | 3 | 3 | 3 | 4 | 4 | 4 | 5 | 6 | 6 | 7 | 11 |
| Asylum seeker | 6 | 1 | 1 | 2 | 2 | 2 | 1 | 1 | 1 | 2 | 1 | 1 | 6 |
| Carer not own child | 2 | 2 | 2 | 2 | 2 | 2 | 2 | 2 | 3 | 3 | 4 | 5 | 2 |
| Substance Misuse | 2 | 2 | 2 | 3 | 2 | 1 | 1 | 1 | 1 | 2 | 2 | 5 | 4 |
| Care Leaver | 7 | 5 | 3 | 3 | 4 | 4 | 3 | 4 | 0 | 0 | 0 | 0 | 1 |
| subset CL resp. not known | 0 | 0 | 0 | 0 | 0 | 0 | 0 | 0 | 0 | 0 | 0 | 0 | 0 |
| subset CL KCC responsibility | 3 | 3 | 3 | 3 | 4 | 4 | 3 | 4 | 0 | 0 | 0 | 0 | 1 |
| subset CL OOC responsibility | 0 | 0 | 0 | 0 | 0 | 0 | 0 | 0 | 0 | 0 | 0 | 0 | 0 |
| Supervised by YOT | 0 | 1 | 2 | 2 | 2 | 1 | 1 | 1 | 0 | 1 | 11 | 15 | 9 |
| Pregnancy | 1 | 0 | 1 | 1 | 1 | 1 | 1 | 1 | 1 | 1 | 1 | 2 | 3 |
| Parent not caring for own child | 0 | 0 | 0 | 0 | 0 | 0 | 0 | 0 | 0 | 0 | 0 | 0 | 0 |
| SEND (16-18 year olds) | 18 | 17 | 16 | 15 | 14 | 16 | 16 | 19 | 36 | 46 | 72 | 131 | 116 |
| SEND (19+ year olds) | 1 | 6 | 8 | 13 | 17 | 19 | 24 | 34 | 34 | 35 | 38 | 48 | 259 |
| Total not known with at least one vulnerable group | 42 | 33 | 33 | 30 | 27 | 30 | 29 | 33 | 56 | 71 | 111 | 193 | 170 |

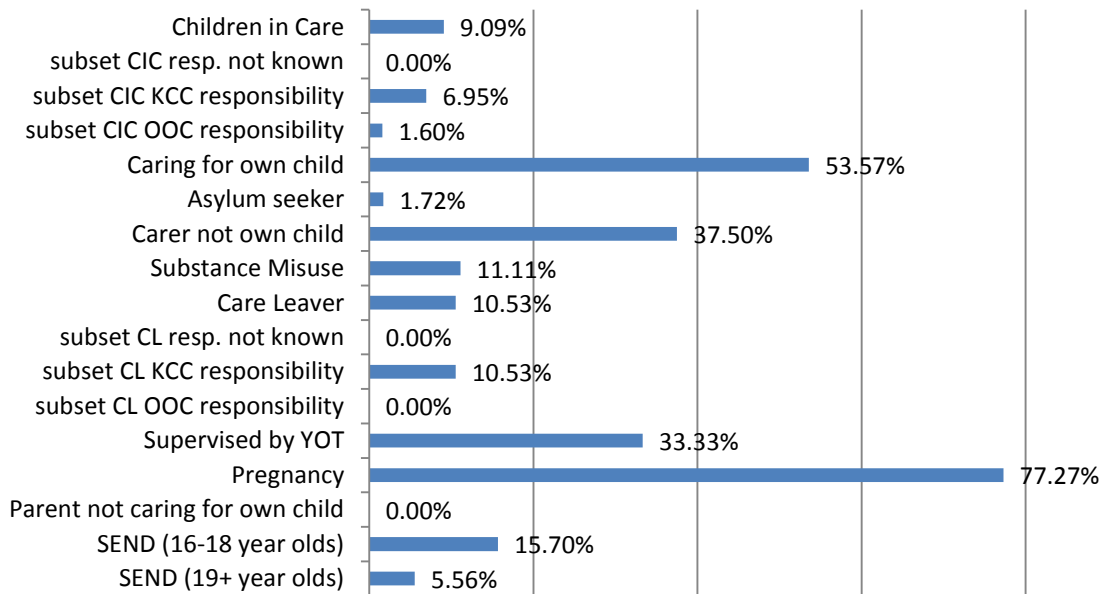
| 16-18 Year old NEET Leavers & Joiners | Aged 16 | Aged 17 | Aged 18 | 16-18 Total | Aged 19 |
|--|----------------|----------------|----------------|--------------------|----------------|
| Leaving NEET Total | 3 | 2 | 1 | 6 | 13 |
| Education | 0 | 0 | 0 | 0 | 0 |
| Employment | 1 | 2 | 0 | 3 | 0 |
| Government supported training | 1 | 0 | 0 | 1 | 0 |
| Re-engagement Provision | 0 | 0 | 0 | 0 | 0 |
| Transfer to another LA | 0 | 0 | 0 | 0 | 1 |
| Age reached where no active record required | 0 | 0 | 0 | 0 | 12 |
| Left England so no longer active record | 0 | 0 | 0 | 0 | 0 |
| Found to be a duplicate record | 0 | 0 | 0 | 0 | 0 |
| Deceased | 0 | 0 | 0 | 0 | 0 |
| Custodial Sentence | 0 | 0 | 0 | 0 | 0 |
| Cannot Be Contacted | 0 | 0 | 0 | 0 | 0 |
| Refused to disclose activity | 0 | 0 | 0 | 0 | 0 |
| Unknown Activity | 0 | 0 | 0 | 0 | 0 |
| Other Reason | 1 | 0 | 1 | 2 | 0 |
| Joining NEET Total | 7 | 3 | 0 | 10 | 0 |
| Education | 3 | 1 | 0 | 4 | 0 |
| Employment | 1 | 1 | 0 | 2 | 0 |
| Training | 1 | 0 | 0 | 1 | 0 |
| Re-engagement Provision | 0 | 0 | 0 | 0 | 0 |
| From other area | 0 | 0 | 0 | 0 | 0 |
| Other (inc custodial sentence) | 2 | 1 | 0 | 3 | 0 |
| Joiners>Leavers | -4 | -1 | 1 | -4 | 13 |

| 16-18 Year Old NEET Labour Market Summary | No | % |
|--|-----------|----------|
| Available: | | |
| Working not for reward | 6 | 2.84% |
| Not yet ready for work or learning | 16 | 7.58% |
| Start Date agreed (other) | 2 | 0.95% |
| Start Date agreed (RPA compliant) | 3 | 1.42% |
| Seeking EET | 184 | 87.20% |
| Available Total | 211 | 100% |
| Unavailable: | | |
| Young carers | 2 | 3.28% |
| Teenage parents | 13 | 21.31% |
| Illness | 31 | 50.82% |
| Pregnancy | 12 | 19.67% |
| Religious grounds | 0 | 0.00% |
| Unlikely to be economically active | 3 | 4.92% |
| Other reason | 0 | 0.00% |
| Unavailable Total | 61 | 100% |

NEET Leavers and Joiners



% of Vulnerable Cohorts who are NEET



Education and Young People's Services Performance Management

NEET Monthly Report - Dartford

| 16-18 year old cohort by Vulnerable Group | Aug-16 | Jul-16 | Jun-16 | May-16 | Apr-16 | Mar-16 | Feb-16 | Jan-16 | Dec-15 | Nov-15 | Oct-15 | Sep-15 | Aug-15 |
|---|--------|--------|--------|--------|--------|--------|--------|--------|--------|--------|--------|--------|--------|
| Children in Care | 32 | 32 | 31 | 31 | 31 | 31 | 32 | 30 | 37 | 37 | 31 | 27 | 31 |
| subset CIC resp. not known | 0 | 0 | 0 | 0 | 0 | 0 | 0 | 0 | 1 | 1 | 1 | 1 | 1 |
| subset CIC KCC responsibility | 23 | 23 | 22 | 22 | 22 | 22 | 23 | 22 | 25 | 25 | 19 | 16 | 19 |
| subset CIC OOC responsibility | 9 | 9 | 9 | 9 | 9 | 9 | 9 | 8 | 11 | 11 | 11 | 10 | 11 |
| Caring for own child | 18 | 18 | 17 | 15 | 14 | 14 | 13 | 13 | 14 | 10 | 6 | 4 | 16 |
| Asylum seeker | 10 | 10 | 10 | 10 | 10 | 11 | 10 | 9 | 3 | 3 | 0 | 0 | 1 |
| Carer not own child | 2 | 2 | 2 | 2 | 2 | 2 | 2 | 2 | 2 | 2 | 2 | 1 | 5 |
| Substance Misuse | 1 | 1 | 1 | 1 | 1 | 1 | 1 | 1 | 1 | 1 | 1 | 1 | 2 |
| Care Leaver | 13 | 13 | 13 | 13 | 12 | 12 | 11 | 11 | 0 | 0 | 0 | 0 | 2 |
| subset CL resp. not known | 0 | 0 | 0 | 0 | 0 | 0 | 0 | 0 | 0 | 0 | 0 | 0 | 0 |
| subset CL KCC responsibility | 13 | 13 | 13 | 13 | 12 | 12 | 11 | 11 | 0 | 0 | 0 | 0 | 2 |
| subset CL OOC responsibility | 0 | 0 | 0 | 0 | 0 | 0 | 0 | 0 | 0 | 0 | 0 | 0 | 0 |
| Supervised by YOT | 7 | 7 | 8 | 8 | 8 | 8 | 8 | 7 | 6 | 6 | 11 | 10 | 11 |
| Pregnancy | 6 | 6 | 5 | 6 | 7 | 7 | 7 | 7 | 6 | 2 | 2 | 3 | 7 |
| Parent not caring for own child | 0 | 0 | 0 | 0 | 0 | 0 | 0 | 0 | 0 | 0 | 0 | 0 | 1 |
| SEND (16-18 year olds) | 116 | 116 | 117 | 119 | 119 | 112 | 113 | 112 | 112 | 111 | 112 | 120 | 114 |
| SEND (19+ year olds) | 7 | 9 | 10 | 15 | 18 | 23 | 24 | 27 | 30 | 34 | 36 | 37 | 248 |
| Total 16-18 cohort with at least one vulnerable group | 177 | 177 | 177 | 179 | 178 | 172 | 171 | 168 | 163 | 154 | 150 | 153 | 175 |

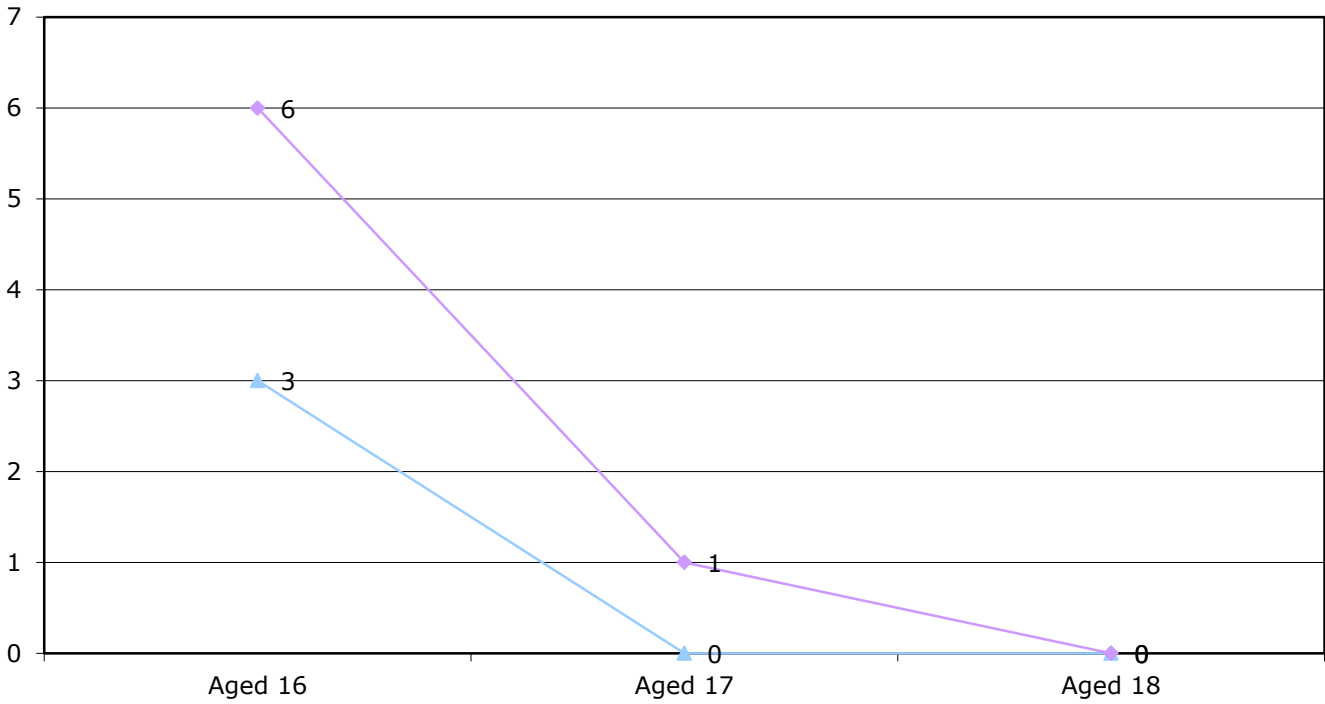
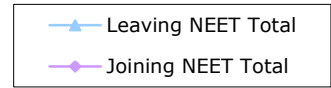
| 16-18 year old NEET by Vulnerable Group | Aug-16 | Jul-16 | Jun-16 | May-16 | Apr-16 | Mar-16 | Feb-16 | Jan-16 | Dec-15 | Nov-15 | Oct-15 | Sep-15 | Aug-15 |
|---|--------|--------|--------|--------|--------|--------|--------|--------|--------|--------|--------|--------|--------|
| Children in Care | 7 | 8 | 7 | 6 | 5 | 4 | 4 | 2 | 6 | 7 | 8 | 7 | 10 |
| subset CIC resp. not known | 0 | 0 | 0 | 0 | 0 | 0 | 0 | 0 | 1 | 1 | 1 | 1 | 1 |
| subset CIC KCC responsibility | 5 | 5 | 5 | 5 | 4 | 3 | 3 | 2 | 4 | 5 | 6 | 5 | 7 |
| subset CIC OOC responsibility | 1 | 1 | 1 | 1 | 1 | 1 | 1 | 0 | 1 | 1 | 1 | 1 | 2 |
| Caring for own child | 13 | 13 | 12 | 11 | 10 | 10 | 9 | 10 | 12 | 8 | 5 | 4 | 15 |
| Asylum seeker | 0 | 0 | 0 | 0 | 0 | 0 | 0 | 0 | 0 | 0 | 0 | 0 | 1 |
| Carer not own child | 1 | 1 | 0 | 1 | 1 | 1 | 1 | 0 | 0 | 0 | 0 | 0 | 1 |
| Substance Misuse | 1 | 1 | 1 | 1 | 1 | 0 | 0 | 0 | 0 | 0 | 0 | 0 | 0 |
| Care Leaver | 4 | 4 | 4 | 4 | 5 | 4 | 4 | 4 | 0 | 0 | 0 | 0 | 0 |
| subset CL resp. not known | 0 | 0 | 0 | 0 | 0 | 0 | 0 | 0 | 0 | 0 | 0 | 0 | 0 |
| subset CL KCC responsibility | 4 | 4 | 4 | 4 | 5 | 4 | 4 | 4 | 0 | 0 | 0 | 0 | 0 |
| subset CL OOC responsibility | 0 | 0 | 0 | 0 | 0 | 0 | 0 | 0 | 0 | 0 | 0 | 0 | 0 |
| Supervised by YOT | 5 | 5 | 4 | 2 | 3 | 2 | 2 | 1 | 1 | 2 | 4 | 4 | 3 |
| Pregnancy | 4 | 5 | 4 | 5 | 5 | 5 | 5 | 5 | 5 | 1 | 1 | 2 | 4 |
| Parent not caring for own child | 0 | 0 | 0 | 0 | 0 | 0 | 0 | 0 | 0 | 0 | 0 | 0 | 1 |
| SEND (16-18 year olds) | 14 | 14 | 15 | 15 | 15 | 13 | 13 | 11 | 11 | 8 | 5 | 7 | 7 |
| SEND (19+ year olds) | 0 | 1 | 1 | 1 | 1 | 2 | 2 | 2 | 2 | 4 | 5 | 4 | 42 |
| Total 16-18 NEET with at least one vulnerable group | 42 | 43 | 40 | 41 | 36 | 35 | 31 | 33 | 23 | 20 | 20 | 35 | 32 |

| 16-18 year old Not Knowns by Vulnerable Group | Aug-16 | Jul-16 | Jun-16 | May-16 | Apr-16 | Mar-16 | Feb-16 | Jan-16 | Dec-15 | Nov-15 | Oct-15 | Sep-15 | Aug-15 |
|--|--------|--------|--------|--------|--------|--------|--------|--------|--------|--------|--------|--------|--------|
| Children in Care | 3 | 1 | 0 | 0 | 0 | 1 | 2 | 3 | 8 | 9 | 13 | 16 | 14 |
| subset CIC resp. not known | 0 | 0 | 0 | 0 | 0 | 0 | 0 | 0 | 0 | 0 | 0 | 0 | 0 |
| subset CIC KCC responsibility | 0 | 0 | 1 | 0 | 0 | 0 | 1 | 2 | 4 | 4 | 7 | 8 | 7 |
| subset CIC OOC responsibility | 0 | 0 | 0 | 0 | 0 | 1 | 1 | 1 | 4 | 5 | 6 | 8 | 7 |
| Caring for own child | 0 | 0 | 0 | 0 | 0 | 0 | 0 | 0 | 0 | 0 | 0 | 0 | 1 |
| Asylum seeker | 0 | 0 | 0 | 0 | 0 | 0 | 0 | 0 | 0 | 0 | 0 | 0 | 0 |
| Carer not own child | 0 | 0 | 1 | 0 | 0 | 0 | 0 | 1 | 1 | 1 | 1 | 1 | 3 |
| Substance Misuse | 0 | 0 | 0 | 0 | 0 | 1 | 1 | 1 | 1 | 0 | 0 | 0 | 1 |
| Care Leaver | 2 | 1 | 1 | 1 | 1 | 2 | 1 | 2 | 0 | 0 | 0 | 0 | 2 |
| subset CL resp. not known | 0 | 0 | 0 | 0 | 0 | 0 | 0 | 0 | 0 | 0 | 0 | 0 | 0 |
| subset CL KCC responsibility | 1 | 1 | 1 | 1 | 1 | 2 | 1 | 2 | 0 | 0 | 0 | 0 | 2 |
| subset CL OOC responsibility | 0 | 0 | 0 | 0 | 0 | 0 | 0 | 0 | 0 | 0 | 0 | 0 | 0 |
| Supervised by YOT | 2 | 1 | 0 | 0 | 0 | 0 | 0 | 0 | 3 | 2 | 3 | 4 | 6 |
| Pregnancy | 1 | 1 | 1 | 1 | 1 | 1 | 1 | 1 | 1 | 1 | 1 | 1 | 3 |
| Parent not caring for own child | 0 | 0 | 0 | 0 | 0 | 0 | 0 | 0 | 0 | 0 | 0 | 0 | 0 |
| SEND (16-18 year olds) | 12 | 8 | 4 | 6 | 6 | 8 | 6 | 9 | 17 | 29 | 39 | 68 | 52 |
| SEND (19+ year olds) | 1 | 2 | 3 | 8 | 12 | 10 | 11 | 13 | 15 | 17 | 18 | 31 | 201 |
| Total not known with at least one vulnerable group | 15 | 10 | 7 | 8 | 8 | 12 | 10 | 14 | 26 | 38 | 52 | 84 | 78 |

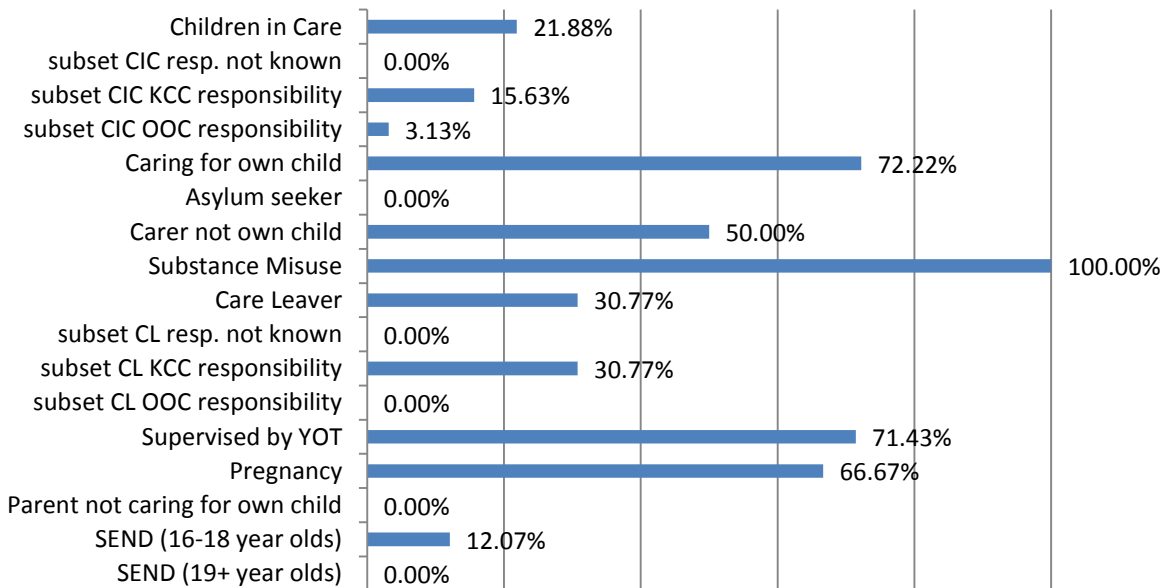
| 16-18 Year old NEET Leavers & Joiners | Aged 16 | Aged 17 | Aged 18 | 16-18 Total | Aged 19 |
|--|----------------|----------------|----------------|--------------------|----------------|
| Leaving NEET Total | 3 | 0 | 0 | 3 | 5 |
| Education | 0 | 0 | 0 | 0 | 0 |
| Employment | 2 | 0 | 0 | 2 | 0 |
| Government supported training | 1 | 0 | 0 | 1 | 0 |
| Re-engagement Provision | 0 | 0 | 0 | 0 | 0 |
| Transfer to another LA | 0 | 0 | 0 | 0 | 0 |
| Age reached where no active record required | 0 | 0 | 0 | 0 | 5 |
| Left England so no longer active record | 0 | 0 | 0 | 0 | 0 |
| Found to be a duplicate record | 0 | 0 | 0 | 0 | 0 |
| Deceased | 0 | 0 | 0 | 0 | 0 |
| Custodial Sentence | 0 | 0 | 0 | 0 | 0 |
| Cannot Be Contacted | 0 | 0 | 0 | 0 | 0 |
| Refused to disclose activity | 0 | 0 | 0 | 0 | 0 |
| Unknown Activity | 0 | 0 | 0 | 0 | 0 |
| Other Reason | 0 | 0 | 0 | 0 | 0 |
| Joining NEET Total | 6 | 1 | 0 | 7 | 0 |
| Education | 1 | 0 | 0 | 1 | 0 |
| Employment | 2 | 0 | 0 | 2 | 0 |
| Training | 0 | 1 | 0 | 1 | 0 |
| Re-engagement Provision | 0 | 0 | 0 | 0 | 0 |
| From other area | 0 | 0 | 0 | 0 | 0 |
| Other (inc custodial sentence) | 3 | 0 | 0 | 3 | 0 |
| Joiners>Leavers | -3 | -1 | 0 | -4 | 5 |

| 16-18 Year Old NEET Labour Market Summary | No | % |
|--|-----------|----------|
| Available: | | |
| Working not for reward | 1 | 0.68% |
| Not yet ready for work or learning | 5 | 3.42% |
| Start Date agreed (other) | 1 | 0.68% |
| Start Date agreed (RPA compliant) | 12 | 8.22% |
| Seeking EET | 127 | 86.99% |
| Available Total | 146 | 100% |
| Unavailable: | | |
| Young carers | 0 | 0.00% |
| Teenage parents | 12 | 35.29% |
| Illness | 18 | 52.94% |
| Pregnancy | 3 | 8.82% |
| Religious grounds | 0 | 0.00% |
| Unlikely to be economically active | 1 | 2.94% |
| Other reason | 0 | 0.00% |
| Unavailable Total | 34 | 100% |

NEET Leavers and Joiners



% of Vulnerable Cohorts who are NEET



Education and Young People's Services Performance Management

NEET Monthly Report - Dover

| 16-18 year old cohort by Vulnerable Group | Aug-16 | Jul-16 | Jun-16 | May-16 | Apr-16 | Mar-16 | Feb-16 | Jan-16 | Dec-15 | Nov-15 | Oct-15 | Sep-15 | Aug-15 |
|---|--------|--------|--------|--------|--------|--------|--------|--------|--------|--------|--------|--------|--------|
| Children in Care | 54 | 58 | 60 | 59 | 59 | 60 | 60 | 55 | 58 | 61 | 55 | 60 | 55 |
| subset CIC resp. not known | 0 | 0 | 0 | 0 | 0 | 0 | 0 | 0 | 0 | 0 | 0 | 0 | 0 |
| subset CIC KCC responsibility | 47 | 50 | 52 | 51 | 51 | 52 | 52 | 47 | 46 | 49 | 40 | 44 | 40 |
| subset CIC OOC responsibility | 8 | 8 | 8 | 8 | 8 | 8 | 8 | 8 | 12 | 12 | 15 | 16 | 15 |
| Caring for own child | 34 | 34 | 33 | 32 | 30 | 28 | 26 | 24 | 24 | 18 | 17 | 16 | 43 |
| Asylum seeker | 19 | 21 | 21 | 21 | 22 | 23 | 22 | 20 | 10 | 10 | 3 | 2 | 4 |
| Carer not own child | 10 | 10 | 10 | 9 | 8 | 6 | 6 | 6 | 6 | 6 | 6 | 6 | 6 |
| Substance Misuse | 12 | 12 | 12 | 12 | 13 | 13 | 13 | 14 | 14 | 14 | 13 | 13 | 16 |
| Care Leaver | 12 | 10 | 8 | 8 | 7 | 8 | 7 | 7 | 1 | 1 | 1 | 1 | 10 |
| subset CL resp. not known | 0 | 0 | 0 | 0 | 0 | 0 | 0 | 0 | 0 | 0 | 0 | 0 | 0 |
| subset CL KCC responsibility | 8 | 8 | 8 | 8 | 7 | 8 | 7 | 7 | 1 | 1 | 1 | 1 | 10 |
| subset CL OOC responsibility | 0 | 0 | 0 | 0 | 0 | 0 | 0 | 0 | 0 | 0 | 0 | 0 | 0 |
| Supervised by YOT | 12 | 17 | 21 | 22 | 23 | 23 | 21 | 22 | 15 | 16 | 30 | 30 | 27 |
| Pregnancy | 30 | 29 | 26 | 23 | 23 | 22 | 22 | 19 | 19 | 19 | 16 | 16 | 21 |
| Parent not caring for own child | 1 | 1 | 1 | 1 | 1 | 1 | 1 | 1 | 1 | 1 | 1 | 1 | 2 |
| SEND (16-18 year olds) | 172 | 170 | 170 | 170 | 169 | 171 | 170 | 174 | 178 | 180 | 190 | 193 | 173 |
| SEND (19+ year olds) | 15 | 18 | 23 | 27 | 30 | 30 | 37 | 41 | 48 | 52 | 60 | 63 | 341 |
| Total 16-18 cohort with at least one vulnerable group | 313 | 317 | 316 | 312 | 308 | 306 | 302 | 297 | 286 | 284 | 288 | 290 | 310 |

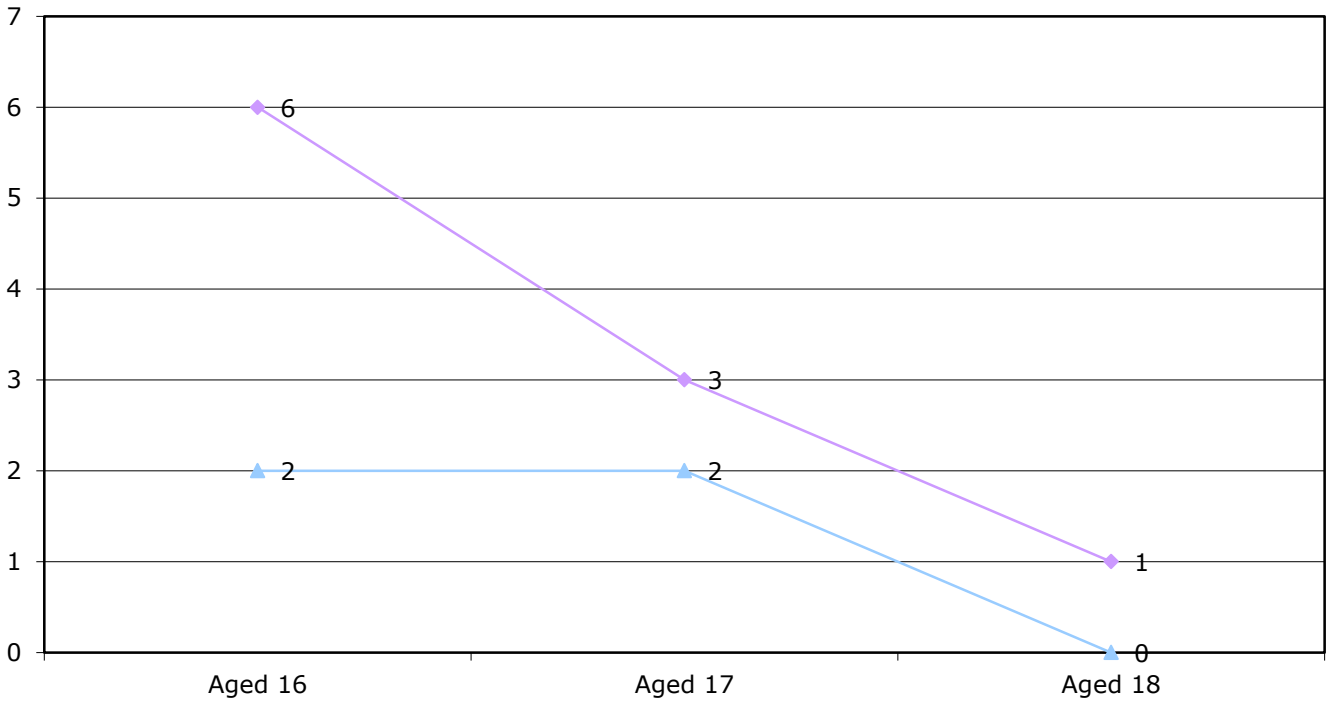
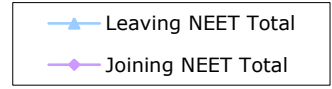
| 16-18 year old NEET by Vulnerable Group | Aug-16 | Jul-16 | Jun-16 | Apr-16 | Mar-16 | Feb-16 | Jan-16 | Dec-15 | Nov-15 | Oct-15 | Sep-15 | Aug-15 | Jul-15 |
|---|--------|--------|--------|--------|--------|--------|--------|--------|--------|--------|--------|--------|--------|
| Children in Care | 6 | 6 | 10 | 7 | 7 | 6 | 6 | 13 | 10 | 9 | 8 | 14 | 12 |
| subset CIC resp. not known | 0 | 0 | 0 | 0 | 0 | 0 | 0 | 0 | 0 | 0 | 0 | 0 | 0 |
| subset CIC KCC responsibility | 6 | 6 | 8 | 6 | 6 | 5 | 5 | 12 | 10 | 9 | 8 | 12 | 10 |
| subset CIC OOC responsibility | 2 | 2 | 2 | 1 | 1 | 1 | 1 | 1 | 0 | 0 | 0 | 2 | 2 |
| Caring for own child | 27 | 27 | 25 | 23 | 20 | 18 | 17 | 17 | 11 | 11 | 11 | 26 | 25 |
| Asylum seeker | 0 | 0 | 0 | 1 | 2 | 1 | 0 | 1 | 0 | 0 | 0 | 0 | 0 |
| Carer not own child | 5 | 5 | 5 | 3 | 1 | 1 | 1 | 1 | 1 | 2 | 2 | 2 | 2 |
| Substance Misuse | 0 | 0 | 0 | 1 | 0 | 1 | 1 | 3 | 2 | 2 | 1 | 2 | 2 |
| Care Leaver | 3 | 3 | 1 | 2 | 2 | 2 | 1 | 0 | 0 | 0 | 0 | 7 | 6 |
| subset CL resp. not known | 0 | 0 | 0 | 0 | 0 | 0 | 0 | 0 | 0 | 0 | 0 | 0 | 0 |
| subset CL KCC responsibility | 1 | 1 | 1 | 2 | 2 | 2 | 1 | 0 | 0 | 0 | 0 | 7 | 6 |
| subset CL OOC responsibility | 0 | 0 | 0 | 0 | 0 | 0 | 0 | 0 | 0 | 0 | 0 | 0 | 0 |
| Supervised by YOT | 5 | 5 | 7 | 10 | 9 | 7 | 8 | 5 | 5 | 7 | 9 | 11 | 10 |
| Pregnancy | 26 | 25 | 22 | 19 | 19 | 19 | 16 | 17 | 16 | 12 | 12 | 17 | 16 |
| Parent not caring for own child | 1 | 1 | 1 | 1 | 1 | 1 | 1 | 1 | 1 | 1 | 1 | 2 | 1 |
| SEND (16-18 year olds) | 22 | 21 | 22 | 18 | 21 | 17 | 15 | 15 | 15 | 13 | 14 | 20 | 17 |
| SEND (19+ year olds) | 0 | 0 | 2 | 2 | 2 | 3 | 3 | 5 | 5 | 7 | 9 | 96 | 96 |
| Total 16-18 NEET with at least one vulnerable group | 85 | 84 | 81 | 71 | 68 | 62 | 56 | 60 | 51 | 46 | 47 | 83 | 75 |

| 16-18 year old Not Knowns by Vulnerable Group | Aug-16 | Jul-16 | Jun-16 | May-16 | Apr-16 | Mar-16 | Feb-16 | Jan-16 | Dec-15 | Nov-15 | Oct-15 | Sep-15 | Aug-15 |
|--|--------|--------|--------|--------|--------|--------|--------|--------|--------|--------|--------|--------|--------|
| Children in Care | 2 | 5 | 3 | 2 | 2 | 2 | 1 | 3 | 13 | 17 | 29 | 41 | 25 |
| subset CIC resp. not known | 0 | 0 | 0 | 0 | 0 | 0 | 0 | 0 | 0 | 0 | 0 | 0 | 0 |
| subset CIC KCC responsibility | 0 | 2 | 3 | 2 | 2 | 2 | 1 | 3 | 9 | 12 | 19 | 27 | 16 |
| subset CIC OOC responsibility | 0 | 0 | 0 | 0 | 0 | 0 | 0 | 0 | 4 | 5 | 10 | 14 | 9 |
| Caring for own child | 3 | 3 | 3 | 3 | 3 | 3 | 3 | 3 | 3 | 3 | 4 | 4 | 15 |
| Asylum seeker | 2 | 3 | 3 | 3 | 3 | 3 | 1 | 1 | 1 | 2 | 2 | 2 | 4 |
| Carer not own child | 1 | 1 | 1 | 1 | 1 | 1 | 1 | 1 | 1 | 2 | 2 | 2 | 4 |
| Substance Misuse | 3 | 2 | 1 | 1 | 1 | 1 | 1 | 2 | 2 | 3 | 5 | 8 | 8 |
| Care Leaver | 6 | 4 | 3 | 3 | 3 | 4 | 3 | 3 | 0 | 0 | 0 | 0 | 3 |
| subset CL resp. not known | 0 | 0 | 0 | 0 | 0 | 0 | 0 | 0 | 0 | 0 | 0 | 0 | 0 |
| subset CL KCC responsibility | 3 | 3 | 3 | 3 | 3 | 4 | 3 | 3 | 0 | 0 | 0 | 0 | 3 |
| subset CL OOC responsibility | 0 | 0 | 0 | 0 | 0 | 0 | 0 | 0 | 0 | 0 | 0 | 0 | 0 |
| Supervised by YOT | 2 | 5 | 4 | 3 | 2 | 2 | 2 | 2 | 3 | 4 | 13 | 15 | 9 |
| Pregnancy | 4 | 4 | 3 | 2 | 2 | 1 | 1 | 1 | 1 | 2 | 2 | 3 | 3 |
| Parent not caring for own child | 0 | 0 | 0 | 0 | 0 | 0 | 0 | 0 | 0 | 0 | 0 | 0 | 0 |
| SEND (16-18 year olds) | 19 | 14 | 7 | 8 | 8 | 8 | 9 | 15 | 30 | 37 | 63 | 130 | 97 |
| SEND (19+ year olds) | 3 | 5 | 7 | 13 | 21 | 21 | 25 | 28 | 33 | 37 | 41 | 51 | 234 |
| Total not known with at least one vulnerable group | 35 | 32 | 21 | 20 | 20 | 20 | 19 | 25 | 44 | 57 | 93 | 173 | 148 |

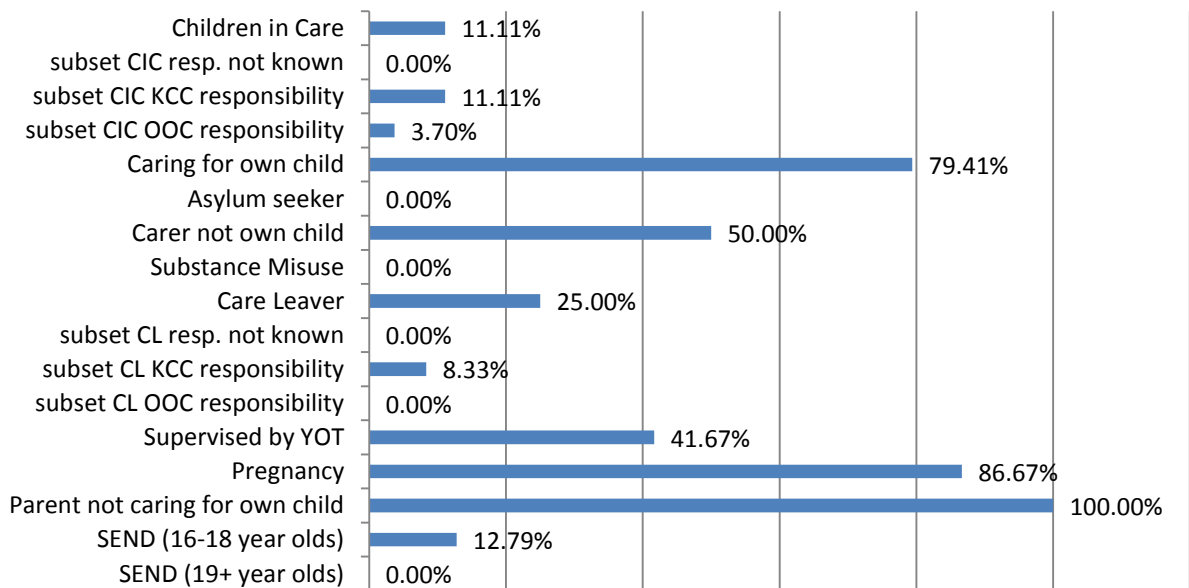
| 16-18 Year old NEET Leavers & Joiners | Aged 16 | Aged 17 | Aged 18 | 16-18 Total | Aged 19 |
|--|----------------|----------------|----------------|--------------------|----------------|
| Leaving NEET Total | 2 | 2 | 0 | 4 | 6 |
| Education | 0 | 0 | 0 | 0 | 0 |
| Employment | 1 | 2 | 0 | 3 | 0 |
| Government supported training | 1 | 0 | 0 | 1 | 0 |
| Re-engagement Provision | 0 | 0 | 0 | 0 | 0 |
| Transfer to another LA | 0 | 0 | 0 | 0 | 0 |
| Age reached where no active record required | 0 | 0 | 0 | 0 | 6 |
| Left England so no longer active record | 0 | 0 | 0 | 0 | 0 |
| Found to be a duplicate record | 0 | 0 | 0 | 0 | 0 |
| Deceased | 0 | 0 | 0 | 0 | 0 |
| Custodial Sentence | 0 | 0 | 0 | 0 | 0 |
| Cannot Be Contacted | 0 | 0 | 0 | 0 | 0 |
| Refused to disclose activity | 0 | 0 | 0 | 0 | 0 |
| Unknown Activity | 0 | 0 | 0 | 0 | 0 |
| Other Reason | 0 | 0 | 0 | 0 | 0 |
| Joining NEET Total | 6 | 3 | 1 | 10 | 0 |
| Education | 1 | 0 | 0 | 1 | 0 |
| Employment | 2 | 2 | 0 | 4 | 0 |
| Training | 0 | 0 | 0 | 0 | 0 |
| Re-engagement Provision | 0 | 0 | 0 | 0 | 0 |
| From other area | 0 | 0 | 0 | 0 | 0 |
| Other (inc custodial sentence) | 3 | 1 | 1 | 5 | 0 |
| Joiners>Leavers | -4 | -1 | -1 | -6 | 6 |

| 16-18 Year Old NEET Labour Market Summary | No | % |
|--|-----------|----------|
| Available: | | |
| Working not for reward | 3 | 2.01% |
| Not yet ready for work or learning | 22 | 14.77% |
| Start Date agreed (other) | 2 | 1.34% |
| Start Date agreed (RPA compliant) | 6 | 4.03% |
| Seeking EET | 116 | 77.85% |
| Available Total | 149 | 100% |
| Unavailable: | | |
| Young carers | 4 | 6.45% |
| Teenage parents | 23 | 37.10% |
| Illness | 17 | 27.42% |
| Pregnancy | 18 | 29.03% |
| Religious grounds | 0 | 0.00% |
| Unlikely to be economically active | 0 | 0.00% |
| Other reason | 0 | 0.00% |
| Unavailable Total | 62 | 100% |

NEET Leavers and Joiners



% of Vulnerable Cohorts who are NEET



Education and Young People's Services Performance Management

NEET Monthly Report - Gravesham

| 16-18 year old cohort by Vulnerable Group | Aug-16 | Jul-16 | Jun-16 | May-16 | Apr-16 | Mar-16 | Feb-16 | Jan-16 | Dec-15 | Nov-15 | Oct-15 | Sep-15 | Aug-15 |
|---|--------|--------|--------|--------|--------|--------|--------|--------|--------|--------|--------|--------|--------|
| Children in Care | 87 | 91 | 89 | 91 | 91 | 94 | 88 | 85 | 94 | 92 | 52 | 48 | 40 |
| subset CIC resp. not known | 0 | 0 | 0 | 0 | 0 | 0 | 0 | 0 | 1 | 1 | 1 | 1 | 1 |
| subset CIC KCC responsibility | 72 | 77 | 75 | 77 | 77 | 80 | 74 | 71 | 75 | 73 | 35 | 34 | 25 |
| subset CIC OOC responsibility | 14 | 14 | 14 | 14 | 14 | 14 | 14 | 14 | 18 | 18 | 16 | 13 | 14 |
| Caring for own child | 36 | 36 | 35 | 31 | 31 | 30 | 29 | 27 | 23 | 22 | 18 | 17 | 27 |
| Asylum seeker | 55 | 56 | 55 | 55 | 54 | 56 | 51 | 47 | 36 | 36 | 3 | 3 | 4 |
| Carer not own child | 5 | 5 | 5 | 5 | 5 | 5 | 5 | 5 | 5 | 4 | 4 | 5 | 7 |
| Substance Misuse | 4 | 3 | 3 | 3 | 3 | 3 | 3 | 3 | 3 | 3 | 3 | 3 | 3 |
| Care Leaver | 21 | 17 | 18 | 18 | 17 | 17 | 16 | 16 | 1 | 1 | 1 | 1 | 6 |
| subset CL resp. not known | 0 | 0 | 0 | 0 | 0 | 0 | 0 | 0 | 0 | 0 | 0 | 0 | 0 |
| subset CL KCC responsibility | 16 | 16 | 17 | 17 | 17 | 17 | 16 | 16 | 1 | 1 | 1 | 1 | 6 |
| subset CL OOC responsibility | 1 | 1 | 1 | 1 | 0 | 0 | 0 | 0 | 0 | 0 | 0 | 0 | 0 |
| Supervised by YOT | 16 | 15 | 16 | 15 | 15 | 15 | 14 | 5 | 6 | 5 | 17 | 17 | 20 |
| Pregnancy | 12 | 12 | 13 | 15 | 14 | 14 | 12 | 12 | 12 | 13 | 16 | 16 | 27 |
| Parent not caring for own child | 0 | 0 | 0 | 0 | 0 | 0 | 0 | 0 | 0 | 0 | 0 | 0 | 1 |
| SEND (16-18 year olds) | 167 | 165 | 166 | 164 | 164 | 164 | 163 | 166 | 166 | 165 | 165 | 156 | 153 |
| SEND (19+ year olds) | 13 | 18 | 21 | 27 | 27 | 29 | 32 | 34 | 39 | 41 | 42 | 43 | 296 |
| Total 16-18 cohort with at least one vulnerable group | 319 | 316 | 315 | 313 | 311 | 313 | 303 | 294 | 283 | 279 | 248 | 237 | 255 |

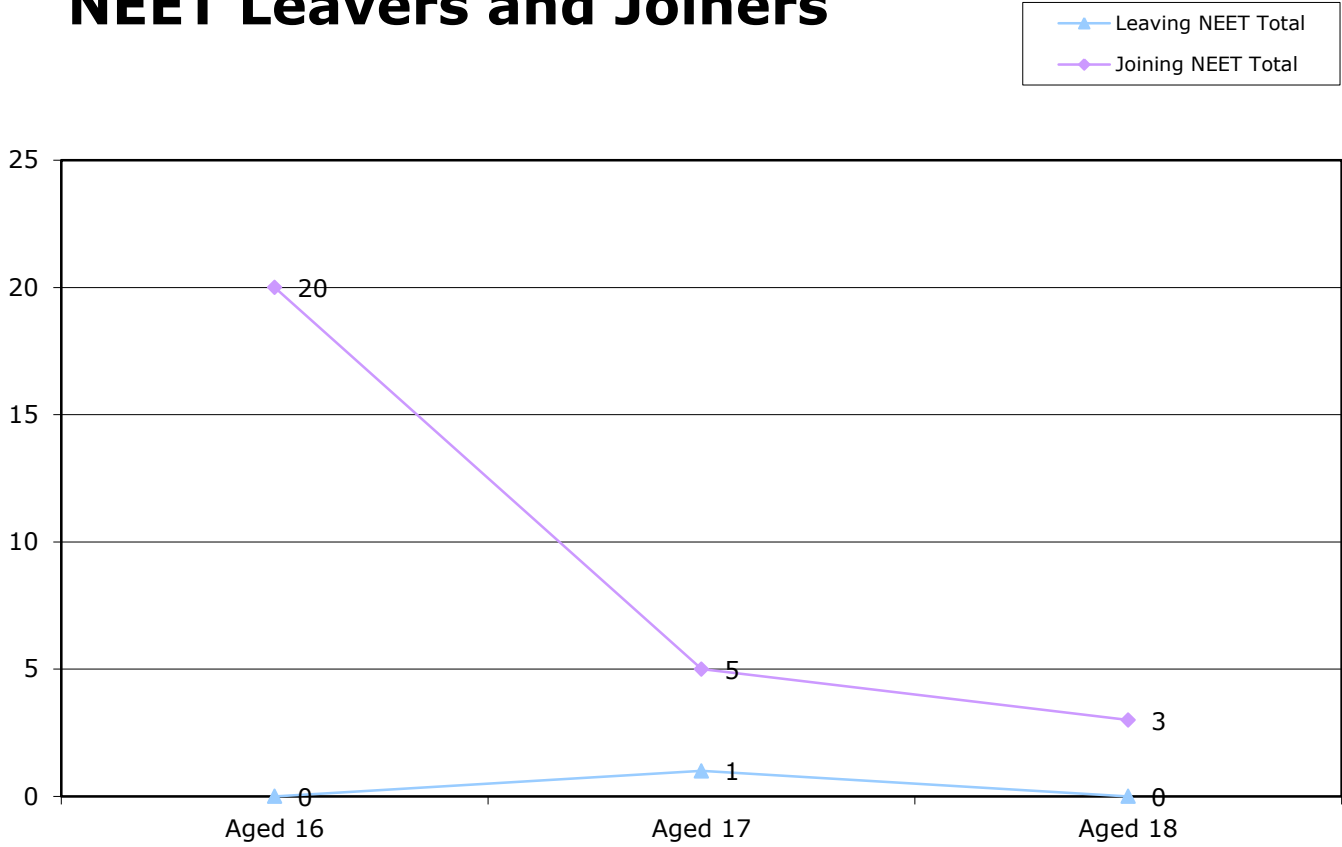
| 16-18 year old NEET by Vulnerable Group | Aug-16 | Jul-16 | Jun-16 | May-16 | Apr-16 | Mar-16 | Feb-16 | Jan-16 | Dec-15 | Nov-15 | Oct-15 | Sep-15 | Aug-15 |
|---|--------|--------|--------|--------|--------|--------|--------|--------|--------|--------|--------|--------|--------|
| Children in Care | 13 | 13 | 9 | 6 | 9 | 11 | 10 | 11 | 20 | 17 | 16 | 13 | 15 |
| subset CIC resp. not known | 0 | 0 | 0 | 0 | 0 | 0 | 0 | 0 | 1 | 1 | 1 | 1 | 1 |
| subset CIC KCC responsibility | 2 | 3 | 3 | 4 | 6 | 8 | 8 | 9 | 17 | 14 | 13 | 11 | 10 |
| subset CIC OOC responsibility | 2 | 2 | 2 | 2 | 1 | 3 | 2 | 2 | 2 | 2 | 2 | 1 | 4 |
| Caring for own child | 28 | 28 | 28 | 24 | 23 | 22 | 23 | 21 | 17 | 17 | 13 | 13 | 20 |
| Asylum seeker | 0 | 1 | 1 | 1 | 1 | 1 | 1 | 1 | 1 | 1 | 2 | 2 | 1 |
| Carer not own child | 2 | 2 | 2 | 2 | 2 | 2 | 2 | 2 | 2 | 1 | 1 | 1 | 3 |
| Substance Misuse | 2 | 1 | 1 | 1 | 1 | 1 | 1 | 1 | 1 | 1 | 1 | 1 | 2 |
| Care Leaver | 7 | 7 | 8 | 8 | 8 | 8 | 6 | 6 | 0 | 0 | 0 | 0 | 1 |
| subset CL resp. not known | 0 | 0 | 0 | 0 | 0 | 0 | 0 | 0 | 0 | 0 | 0 | 0 | 0 |
| subset CL KCC responsibility | 7 | 7 | 8 | 8 | 8 | 8 | 6 | 6 | 0 | 0 | 0 | 0 | 1 |
| subset CL OOC responsibility | 0 | 0 | 0 | 0 | 0 | 0 | 0 | 0 | 0 | 0 | 0 | 0 | 0 |
| Supervised by YOT | 9 | 8 | 8 | 7 | 8 | 8 | 6 | 2 | 3 | 2 | 9 | 9 | 9 |
| Pregnancy | 6 | 6 | 7 | 9 | 7 | 7 | 5 | 5 | 5 | 5 | 6 | 6 | 16 |
| Parent not caring for own child | 0 | 0 | 0 | 0 | 0 | 0 | 0 | 0 | 0 | 0 | 0 | 0 | 1 |
| SEND (16-18 year olds) | 27 | 26 | 26 | 22 | 23 | 21 | 22 | 25 | 21 | 21 | 19 | 16 | 22 |
| SEND (19+ year olds) | 3 | 4 | 4 | 6 | 6 | 6 | 7 | 8 | 9 | 9 | 8 | 8 | 64 |
| Total 16-18 NEET with at least one vulnerable group | 79 | 77 | 73 | 66 | 67 | 67 | 63 | 61 | 58 | 54 | 55 | 50 | 76 |

| 16-18 year old Not Knowns by Vulnerable Group | Aug-16 | Jul-16 | Jun-16 | May-16 | Apr-16 | Mar-16 | Feb-16 | Jan-16 | Dec-15 | Nov-15 | Oct-15 | Sep-15 | Aug-15 |
|--|--------|--------|--------|--------|--------|--------|--------|--------|--------|--------|--------|--------|--------|
| Children in Care | 3 | 6 | 5 | 4 | 1 | 1 | 1 | 2 | 8 | 10 | 15 | 26 | 16 |
| subset CIC resp. not known | 0 | 0 | 0 | 0 | 0 | 0 | 0 | 0 | 0 | 0 | 0 | 0 | 0 |
| subset CIC KCC responsibility | 0 | 4 | 0 | 4 | 1 | 1 | 1 | 2 | 3 | 4 | 9 | 15 | 8 |
| subset CIC OOC responsibility | 0 | 0 | 1 | 0 | 0 | 0 | 0 | 0 | 5 | 6 | 6 | 11 | 8 |
| Caring for own child | 4 | 4 | 4 | 3 | 3 | 3 | 3 | 2 | 2 | 2 | 2 | 2 | 5 |
| Asylum seeker | 4 | 2 | 2 | 2 | 0 | 0 | 0 | 0 | 0 | 0 | 0 | 1 | 3 |
| Carer not own child | 1 | 1 | 1 | 1 | 1 | 1 | 1 | 1 | 1 | 2 | 2 | 3 | 3 |
| Substance Misuse | 0 | 0 | 0 | 0 | 0 | 0 | 0 | 0 | 0 | 1 | 1 | 1 | 1 |
| Care Leaver | 6 | 1 | 1 | 1 | 0 | 0 | 1 | 1 | 1 | 1 | 1 | 1 | 5 |
| subset CL resp. not known | 0 | 0 | 0 | 0 | 0 | 0 | 0 | 0 | 0 | 0 | 0 | 0 | 0 |
| subset CL KCC responsibility | 0 | 0 | 0 | 0 | 0 | 0 | 1 | 1 | 1 | 1 | 1 | 1 | 5 |
| subset CL OOC responsibility | 1 | 1 | 1 | 1 | 0 | 0 | 0 | 0 | 0 | 0 | 0 | 0 | 0 |
| Supervised by YOT | 2 | 2 | 1 | 1 | 1 | 0 | 0 | 0 | 2 | 2 | 5 | 4 | 6 |
| Pregnancy | 3 | 3 | 3 | 4 | 5 | 4 | 4 | 3 | 4 | 5 | 6 | 8 | 7 |
| Parent not caring for own child | 0 | 0 | 0 | 0 | 0 | 0 | 0 | 0 | 0 | 0 | 0 | 0 | 0 |
| SEND (16-18 year olds) | 15 | 15 | 9 | 10 | 10 | 7 | 9 | 10 | 30 | 38 | 47 | 77 | 63 |
| SEND (19+ year olds) | 1 | 4 | 7 | 10 | 11 | 10 | 12 | 14 | 19 | 23 | 26 | 35 | 221 |
| Total not known with at least one vulnerable group | 31 | 29 | 21 | 22 | 19 | 15 | 17 | 17 | 43 | 55 | 69 | 108 | 94 |

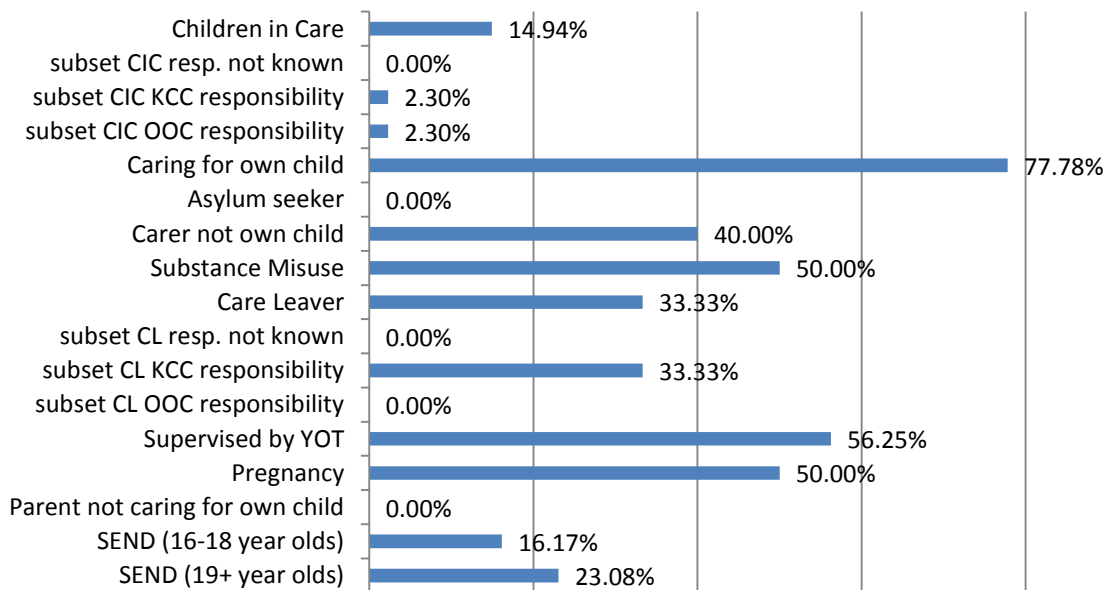
| 16-18 Year old NEET Leavers & Joiners | Aged 16 | Aged 17 | Aged 18 | 16-18 Total | Aged 19 |
|--|----------------|----------------|----------------|------------------------|----------------|
| Leaving NEET Total | 0 | 1 | 0 | 1 | 9 |
| Education | 0 | 0 | 0 | 0 | 0 |
| Employment | 0 | 1 | 0 | 1 | 0 |
| Government supported training | 0 | 0 | 0 | 0 | 0 |
| Re-engagement Provision | 0 | 0 | 0 | 0 | 0 |
| Transfer to another LA | 0 | 0 | 0 | 0 | 0 |
| Age reached where no active record required | 0 | 0 | 0 | 0 | 9 |
| Left England so no longer active record | 0 | 0 | 0 | 0 | 0 |
| Found to be a duplicate record | 0 | 0 | 0 | 0 | 0 |
| Deceased | 0 | 0 | 0 | 0 | 0 |
| Custodial Sentence | 0 | 0 | 0 | 0 | 0 |
| Cannot Be Contacted | 0 | 0 | 0 | 0 | 0 |
| Refused to disclose activity | 0 | 0 | 0 | 0 | 0 |
| Unknown Activity | 0 | 0 | 0 | 0 | 0 |
| Other Reason | 0 | 0 | 0 | 0 | 0 |
| Joining NEET Total | 20 | 5 | 3 | 28 | 0 |
| Education | 3 | 0 | 0 | 3 | 0 |
| Employment | 1 | 3 | 1 | 5 | 0 |
| Training | 5 | 2 | 0 | 7 | 0 |
| Re-engagement Provision | 0 | 0 | 0 | 0 | 0 |
| From other area | 0 | 0 | 0 | 0 | 0 |
| Other (inc custodial sentence) | 11 | 0 | 2 | 13 | 0 |
| Joiners>Leavers | -20 | -4 | -3 | -27 | 9 |

| 16-18 Year Old NEET Labour Market Summary | No | % |
|--|-----------|----------|
| Available: | | |
| Working not for reward | 7 | 2.98% |
| Not yet ready for work or learning | 11 | 4.68% |
| Start Date agreed (other) | 2 | 0.85% |
| Start Date agreed (RPA compliant) | 15 | 6.38% |
| Seeking EET | 200 | 85.11% |
| Available Total | 235 | 100% |
| Unavailable: | | |
| Young carers | 2 | 4.35% |
| Teenage parents | 22 | 47.83% |
| Illness | 19 | 41.30% |
| Pregnancy | 3 | 6.52% |
| Religious grounds | 0 | 0.00% |
| Unlikely to be economically active | 0 | 0.00% |
| Other reason | 0 | 0.00% |
| Unavailable Total | 46 | 100% |

NEET Leavers and Joiners



% of Vulnerable Cohorts who are NEET



Education and Young People's Services Performance Management

NEET Monthly Report - Maidstone

| 16-18 year old cohort by Vulnerable Group | Aug-16 | Jul-16 | Jun-16 | May-16 | Apr-16 | Mar-16 | Feb-16 | Jan-16 | Dec-15 | Nov-15 | Oct-15 | Sep-15 | Aug-15 |
|---|--------|--------|--------|--------|--------|--------|--------|--------|--------|--------|--------|--------|--------|
| Children in Care | 57 | 59 | 63 | 61 | 62 | 66 | 63 | 60 | 71 | 69 | 39 | 38 | 43 |
| subset CIC resp. not known | 0 | 0 | 0 | 0 | 0 | 0 | 0 | 0 | 0 | 0 | 0 | 0 | 0 |
| subset CIC KCC responsibility | 53 | 54 | 57 | 55 | 56 | 60 | 57 | 54 | 62 | 60 | 30 | 31 | 35 |
| subset CIC OOC responsibility | 5 | 5 | 6 | 6 | 6 | 6 | 6 | 6 | 9 | 9 | 9 | 7 | 8 |
| Caring for own child | 31 | 29 | 28 | 24 | 23 | 22 | 22 | 22 | 19 | 18 | 14 | 12 | 35 |
| Asylum seeker | 36 | 37 | 37 | 38 | 38 | 39 | 37 | 36 | 33 | 32 | 3 | 2 | 4 |
| Carer not own child | 5 | 4 | 4 | 4 | 4 | 4 | 4 | 4 | 4 | 4 | 4 | 4 | 7 |
| Substance Misuse | 11 | 10 | 10 | 9 | 9 | 8 | 8 | 7 | 5 | 7 | 5 | 5 | 7 |
| Care Leaver | 20 | 19 | 16 | 16 | 16 | 15 | 15 | 14 | 2 | 2 | 2 | 2 | 8 |
| subset CL resp. not known | 0 | 0 | 0 | 0 | 0 | 0 | 0 | 0 | 0 | 0 | 0 | 0 | 0 |
| subset CL KCC responsibility | 16 | 16 | 15 | 15 | 15 | 14 | 14 | 13 | 1 | 1 | 1 | 1 | 6 |
| subset CL OOC responsibility | 1 | 1 | 1 | 1 | 1 | 1 | 1 | 1 | 1 | 1 | 1 | 1 | 2 |
| Supervised by YOT | 10 | 9 | 11 | 10 | 11 | 14 | 17 | 18 | 18 | 9 | 15 | 16 | 14 |
| Pregnancy | 20 | 21 | 20 | 20 | 15 | 13 | 12 | 9 | 9 | 9 | 10 | 9 | 17 |
| Parent not caring for own child | 0 | 0 | 0 | 0 | 0 | 0 | 0 | 0 | 0 | 0 | 0 | 0 | 1 |
| SEND (16-18 year olds) | 220 | 220 | 219 | 220 | 220 | 216 | 214 | 214 | 214 | 214 | 216 | 217 | 208 |
| SEND (19+ year olds) | 22 | 27 | 30 | 39 | 41 | 44 | 47 | 52 | 56 | 56 | 67 | 72 | 430 |
| Total 16-18 cohort with at least one vulnerable group | 348 | 346 | 347 | 342 | 338 | 336 | 330 | 323 | 318 | 311 | 282 | 280 | 314 |

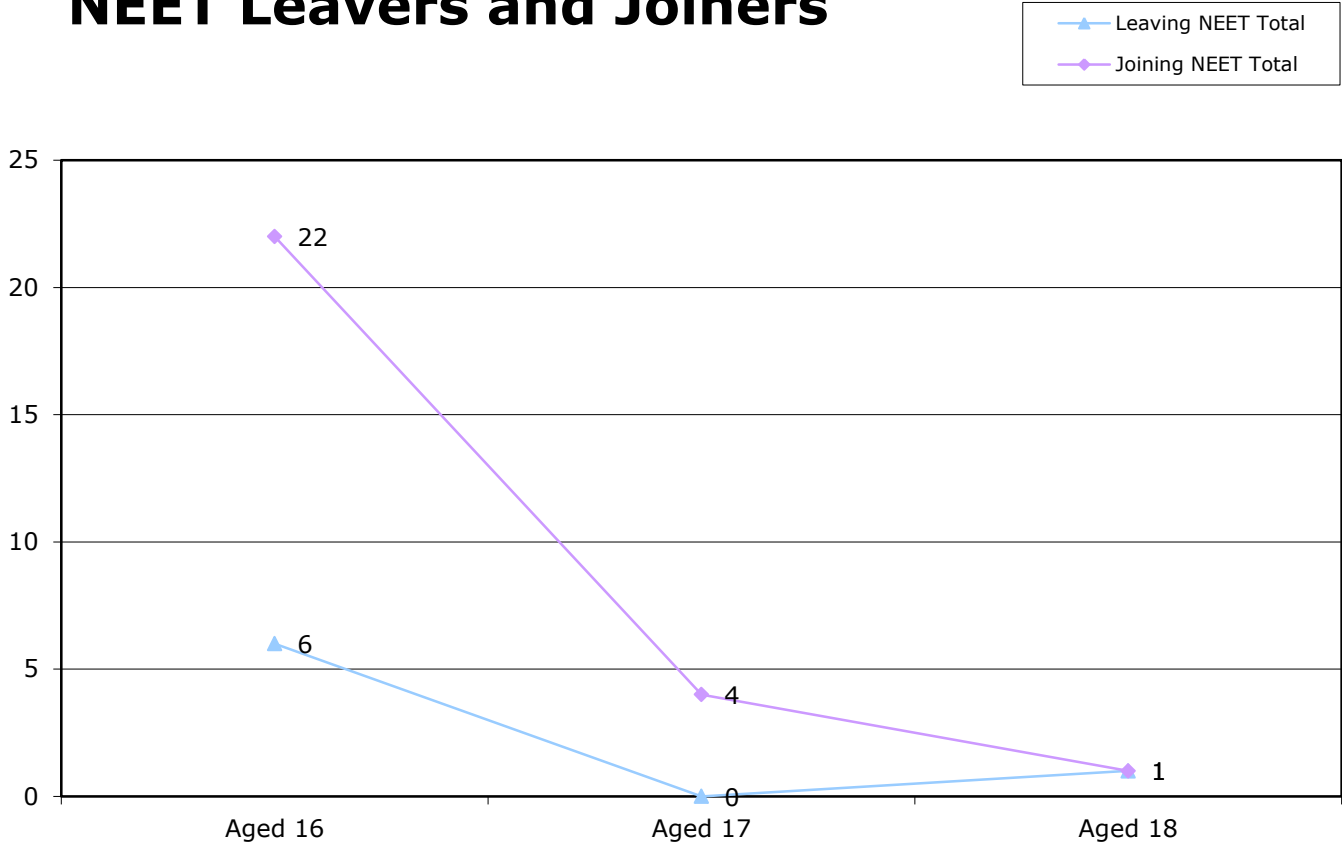
| 16-18 year old NEET by Vulnerable Group | Aug-16 | Jul-16 | Jun-16 | May-16 | Apr-16 | Mar-16 | Feb-16 | Jan-16 | Dec-15 | Nov-15 | Oct-15 | Sep-15 | Aug-15 |
|---|--------|--------|--------|--------|--------|--------|--------|--------|--------|--------|--------|--------|--------|
| Children in Care | 5 | 5 | 6 | 4 | 6 | 8 | 7 | 9 | 12 | 9 | 8 | 9 | 10 |
| subset CIC resp. not known | 0 | 0 | 0 | 0 | 0 | 0 | 0 | 0 | 0 | 0 | 0 | 0 | 0 |
| subset CIC KCC responsibility | 4 | 4 | 5 | 4 | 6 | 8 | 7 | 9 | 12 | 9 | 8 | 9 | 9 |
| subset CIC OOC responsibility | 0 | 0 | 0 | 0 | 0 | 0 | 0 | 0 | 0 | 0 | 0 | 0 | 1 |
| Caring for own child | 27 | 24 | 24 | 21 | 20 | 19 | 19 | 18 | 16 | 15 | 11 | 9 | 26 |
| Asylum seeker | 0 | 0 | 0 | 0 | 0 | 0 | 0 | 0 | 0 | 0 | 0 | 0 | 0 |
| Carer not own child | 4 | 3 | 3 | 3 | 3 | 3 | 3 | 3 | 3 | 3 | 2 | 2 | 4 |
| Substance Misuse | 8 | 7 | 7 | 5 | 6 | 5 | 4 | 4 | 2 | 4 | 0 | 2 | 0 |
| Care Leaver | 5 | 5 | 3 | 2 | 2 | 1 | 1 | 2 | 1 | 1 | 1 | 1 | 4 |
| subset CL resp. not known | 0 | 0 | 0 | 0 | 0 | 0 | 0 | 0 | 0 | 0 | 0 | 0 | 0 |
| subset CL KCC responsibility | 3 | 3 | 2 | 0 | 2 | 1 | 1 | 2 | 1 | 1 | 1 | 1 | 4 |
| subset CL OOC responsibility | 0 | 0 | 0 | 0 | 0 | 0 | 0 | 0 | 0 | 0 | 0 | 0 | 0 |
| Supervised by YOT | 3 | 1 | 0 | 1 | 3 | 4 | 8 | 11 | 9 | 6 | 10 | 11 | 6 |
| Pregnancy | 16 | 16 | 15 | 16 | 12 | 10 | 9 | 6 | 4 | 4 | 6 | 5 | 14 |
| Parent not caring for own child | 0 | 0 | 0 | 0 | 0 | 0 | 0 | 0 | 0 | 0 | 0 | 0 | 0 |
| SEND (16-18 year olds) | 27 | 26 | 26 | 20 | 20 | 21 | 20 | 16 | 11 | 10 | 11 | 12 | 16 |
| SEND (19+ year olds) | 0 | 1 | 1 | 1 | 2 | 3 | 3 | 5 | 6 | 6 | 8 | 11 | 98 |
| Total 16-18 NEET with at least one vulnerable group | 85 | 78 | 77 | 67 | 66 | 65 | 64 | 58 | 49 | 43 | 38 | 38 | 69 |

| 16-18 year old Not Knowns by Vulnerable Group | Aug-16 | Jul-16 | Jun-16 | May-16 | Apr-16 | Mar-16 | Feb-16 | Jan-16 | Dec-15 | Nov-15 | Oct-15 | Sep-15 | Aug-15 |
|--|--------|--------|--------|--------|--------|--------|--------|--------|--------|--------|--------|--------|--------|
| Children in Care | 2 | 1 | 2 | 1 | 0 | 1 | 0 | 0 | 9 | 10 | 13 | 20 | 20 |
| subset CIC resp. not known | 0 | 0 | 0 | 0 | 0 | 0 | 0 | 0 | 0 | 0 | 0 | 0 | 0 |
| subset CIC KCC responsibility | 0 | 1 | 2 | 1 | 0 | 1 | 0 | 0 | 6 | 6 | 9 | 15 | 15 |
| subset CIC OOC responsibility | 0 | 0 | 1 | 0 | 0 | 0 | 0 | 0 | 3 | 4 | 4 | 5 | 5 |
| Caring for own child | 1 | 1 | 1 | 1 | 1 | 1 | 1 | 1 | 1 | 1 | 2 | 2 | 6 |
| Asylum seeker | 3 | 1 | 1 | 1 | 0 | 0 | 0 | 0 | 0 | 1 | 0 | 2 | 3 |
| Carer not own child | 0 | 0 | 0 | 0 | 0 | 0 | 0 | 0 | 0 | 0 | 1 | 2 | 2 |
| Substance Misuse | 1 | 1 | 1 | 1 | 1 | 1 | 1 | 1 | 1 | 1 | 1 | 2 | 4 |
| Care Leaver | 6 | 4 | 3 | 3 | 3 | 4 | 4 | 4 | 1 | 1 | 0 | 0 | 2 |
| subset CL resp. not known | 0 | 0 | 0 | 0 | 0 | 0 | 0 | 0 | 0 | 0 | 0 | 0 | 0 |
| subset CL KCC responsibility | 2 | 2 | 2 | 2 | 2 | 3 | 3 | 3 | 0 | 0 | 0 | 0 | 1 |
| subset CL OOC responsibility | 1 | 1 | 1 | 1 | 1 | 1 | 1 | 1 | 1 | 1 | 0 | 0 | 1 |
| Supervised by YOT | 0 | 0 | 0 | 0 | 0 | 0 | 0 | 0 | 1 | 1 | 2 | 4 | 4 |
| Pregnancy | 0 | 1 | 1 | 1 | 1 | 1 | 2 | 2 | 2 | 2 | 1 | 1 | 0 |
| Parent not caring for own child | 0 | 0 | 0 | 0 | 0 | 0 | 0 | 0 | 0 | 0 | 0 | 0 | 0 |
| SEND (16-18 year olds) | 28 | 23 | 15 | 15 | 15 | 13 | 13 | 19 | 42 | 45 | 59 | 127 | 104 |
| SEND (19+ year olds) | 2 | 5 | 6 | 8 | 10 | 11 | 13 | 15 | 16 | 19 | 31 | 57 | 323 |
| Total not known with at least one vulnerable group | 35 | 28 | 21 | 20 | 19 | 19 | 19 | 25 | 51 | 56 | 74 | 151 | 137 |

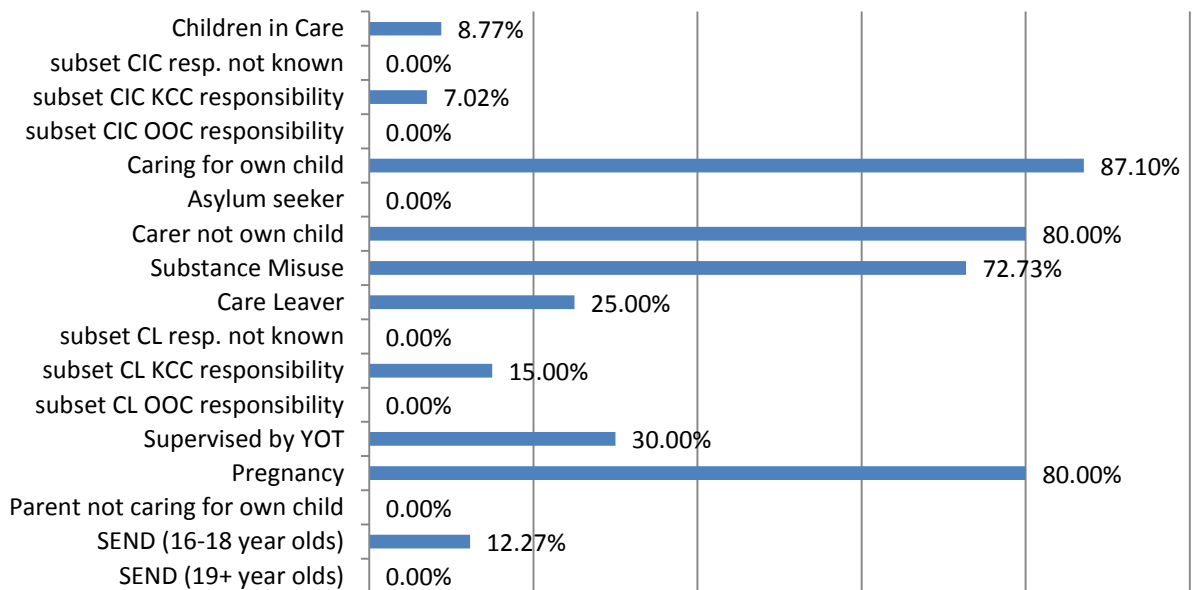
| 16-18 Year old NEET Leavers & Joiners | Aged 16 | Aged 17 | Aged 18 | 16-18 Total | Aged 19 |
|--|----------------|----------------|----------------|------------------------|----------------|
| Leaving NEET Total | 6 | 0 | 1 | 7 | 7 |
| Education | 0 | 0 | 0 | 0 | 0 |
| Employment | 6 | 0 | 1 | 7 | 0 |
| Government supported training | 0 | 0 | 0 | 0 | 0 |
| Re-engagement Provision | 0 | 0 | 0 | 0 | 0 |
| Transfer to another LA | 0 | 0 | 0 | 0 | 0 |
| Age reached where no active record required | 0 | 0 | 0 | 0 | 7 |
| Left England so no longer active record | 0 | 0 | 0 | 0 | 0 |
| Found to be a duplicate record | 0 | 0 | 0 | 0 | 0 |
| Deceased | 0 | 0 | 0 | 0 | 0 |
| Custodial Sentence | 0 | 0 | 0 | 0 | 0 |
| Cannot Be Contacted | 0 | 0 | 0 | 0 | 0 |
| Refused to disclose activity | 0 | 0 | 0 | 0 | 0 |
| Unknown Activity | 0 | 0 | 0 | 0 | 0 |
| Other Reason | 0 | 0 | 0 | 0 | 0 |
| Joining NEET Total | 22 | 4 | 1 | 27 | 0 |
| Education | 11 | 1 | 0 | 12 | 0 |
| Employment | 1 | 1 | 0 | 2 | 0 |
| Training | 3 | 1 | 0 | 4 | 0 |
| Re-engagement Provision | 0 | 0 | 0 | 0 | 0 |
| From other area | 0 | 0 | 0 | 0 | 0 |
| Other (inc custodial sentence) | 7 | 1 | 1 | 9 | 0 |
| Joiners>Leavers | -16 | -4 | 0 | -20 | 7 |

| 16-18 Year Old NEET Labour Market Summary | No | % |
|--|-----------|----------|
| Available: | | |
| Working not for reward | 3 | 1.24% |
| Not yet ready for work or learning | 6 | 2.49% |
| Start Date agreed (other) | 3 | 1.24% |
| Start Date agreed (RPA compliant) | 16 | 6.64% |
| Seeking EET | 213 | 88.38% |
| Available Total | 241 | 100% |
| Unavailable: | | |
| Young carers | 0 | 0.00% |
| Teenage parents | 20 | 42.55% |
| Illness | 15 | 31.91% |
| Pregnancy | 10 | 21.28% |
| Religious grounds | 0 | 0.00% |
| Unlikely to be economically active | 2 | 4.26% |
| Other reason | 0 | 0.00% |
| Unavailable Total | 47 | 100% |

NEET Leavers and Joiners



% of Vulnerable Cohorts who are NEET



Education and Young People's Services Performance Management

NEET Monthly Report - Sevenoaks

| 16-18 year old cohort by Vulnerable Group | Aug-16 | Jul-16 | Jun-16 | May-16 | Apr-16 | Mar-16 | Feb-16 | Jan-16 | Dec-15 | Nov-15 | Oct-15 | Sep-15 | Aug-15 |
|---|--------|--------|--------|--------|--------|--------|--------|--------|--------|--------|--------|--------|--------|
| Children in Care | 20 | 20 | 21 | 22 | 22 | 22 | 22 | 22 | 23 | 22 | 21 | 23 | 16 |
| subset CIC resp. not known | 0 | 0 | 0 | 0 | 0 | 0 | 0 | 0 | 0 | 0 | 0 | 0 | 0 |
| subset CIC KCC responsibility | 5 | 5 | 6 | 6 | 6 | 6 | 6 | 6 | 7 | 7 | 6 | 6 | 4 |
| subset CIC OOC responsibility | 16 | 16 | 16 | 16 | 16 | 16 | 16 | 16 | 16 | 15 | 15 | 17 | 12 |
| Caring for own child | 13 | 13 | 13 | 11 | 8 | 8 | 7 | 7 | 6 | 6 | 6 | 5 | 13 |
| Asylum seeker | 1 | 1 | 1 | 1 | 1 | 1 | 1 | 1 | 1 | 1 | 0 | 0 | 0 |
| Carer not own child | 5 | 5 | 5 | 5 | 4 | 4 | 4 | 4 | 4 | 4 | 3 | 3 | 4 |
| Substance Misuse | 2 | 2 | 2 | 2 | 2 | 2 | 2 | 2 | 2 | 2 | 2 | 2 | 4 |
| Care Leaver | 1 | 1 | 1 | 1 | 1 | 1 | 1 | 1 | 0 | 0 | 0 | 0 | 0 |
| subset CL resp. not known | 0 | 0 | 0 | 0 | 0 | 0 | 0 | 0 | 0 | 0 | 0 | 0 | 0 |
| subset CL KCC responsibility | 1 | 1 | 1 | 1 | 1 | 1 | 1 | 1 | 0 | 0 | 0 | 0 | 0 |
| subset CL OOC responsibility | 0 | 0 | 0 | 0 | 0 | 0 | 0 | 0 | 0 | 0 | 0 | 0 | 0 |
| Supervised by YOT | 15 | 15 | 16 | 17 | 17 | 18 | 18 | 11 | 9 | 7 | 13 | 14 | 17 |
| Pregnancy | 8 | 8 | 8 | 5 | 5 | 3 | 4 | 4 | 4 | 5 | 4 | 4 | 9 |
| Parent not caring for own child | 0 | 0 | 0 | 0 | 0 | 0 | 0 | 0 | 0 | 0 | 0 | 0 | 0 |
| SEND (16-18 year olds) | 127 | 126 | 127 | 130 | 130 | 128 | 128 | 129 | 128 | 129 | 130 | 135 | 114 |
| SEND (19+ year olds) | 10 | 11 | 15 | 23 | 21 | 23 | 24 | 29 | 32 | 33 | 35 | 37 | 230 |
| Total 16-18 cohort with at least one vulnerable group | 177 | 176 | 179 | 179 | 175 | 172 | 172 | 165 | 162 | 162 | 165 | 170 | 162 |

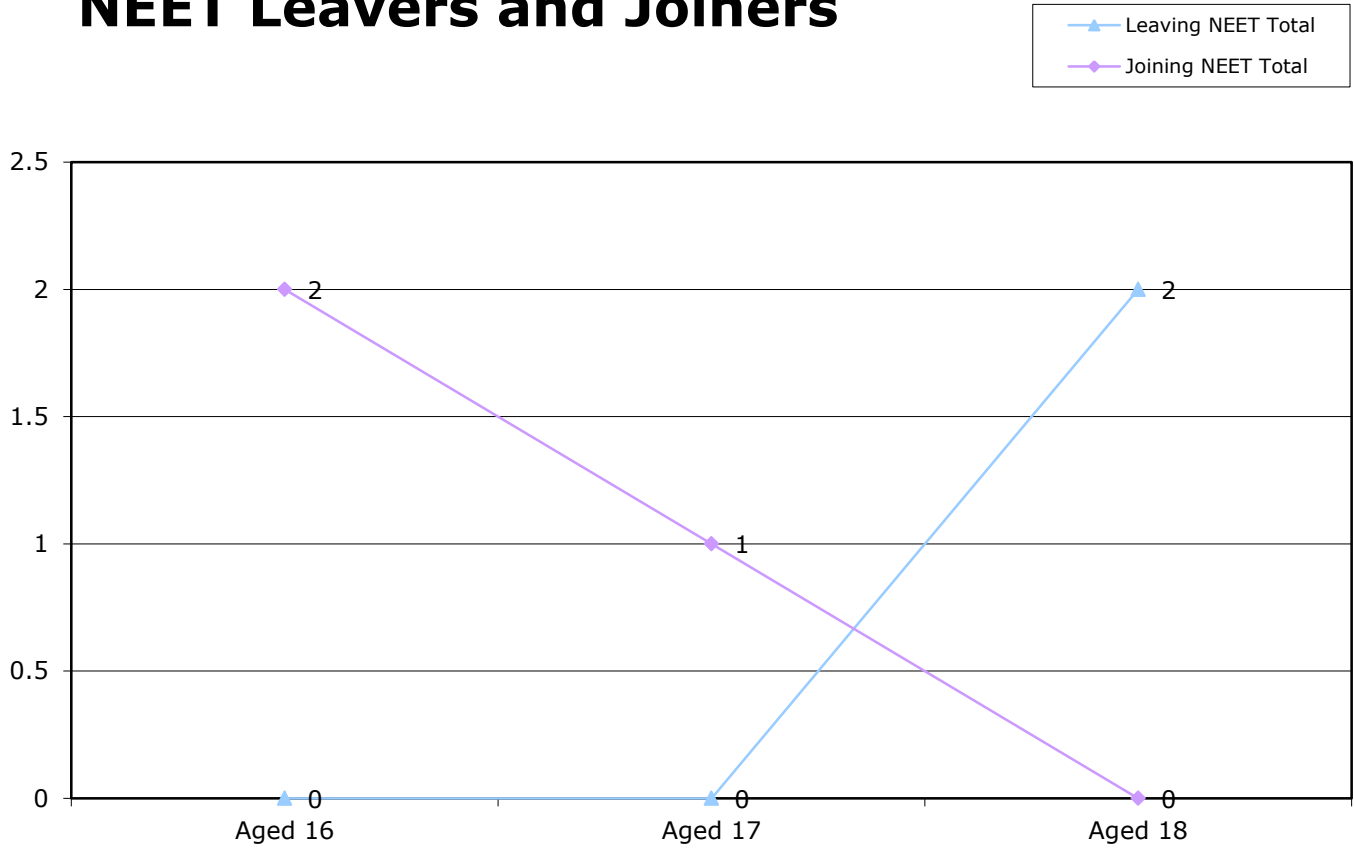
| 16-18 year old NEET by Vulnerable Group | Aug-16 | Jul-16 | Jun-16 | May-16 | Apr-16 | Mar-16 | Feb-16 | Jan-16 | Dec-15 | Nov-15 | Oct-15 | Sep-15 | Aug-15 |
|---|--------|--------|--------|--------|--------|--------|--------|--------|--------|--------|--------|--------|--------|
| Children in Care | 3 | 3 | 4 | 4 | 4 | 4 | 3 | 3 | 2 | 1 | 1 | 1 | 1 |
| subset CIC resp. not known | 0 | 0 | 0 | 0 | 0 | 0 | 0 | 0 | 0 | 0 | 0 | 0 | 0 |
| subset CIC KCC responsibility | 1 | 1 | 2 | 2 | 2 | 2 | 1 | 1 | 1 | 1 | 1 | 1 | 0 |
| subset CIC OOC responsibility | 2 | 2 | 2 | 2 | 2 | 2 | 2 | 2 | 1 | 0 | 0 | 0 | 1 |
| Caring for own child | 11 | 11 | 11 | 9 | 6 | 6 | 5 | 5 | 4 | 3 | 3 | 2 | 8 |
| Asylum seeker | 0 | 0 | 0 | 0 | 0 | 0 | 0 | 0 | 0 | 0 | 0 | 0 | 0 |
| Carer not own child | 3 | 3 | 3 | 3 | 2 | 2 | 2 | 2 | 1 | 1 | 0 | 0 | 1 |
| Substance Misuse | 0 | 0 | 0 | 0 | 0 | 0 | 0 | 0 | 0 | 0 | 0 | 1 | 1 |
| Care Leaver | 0 | 0 | 0 | 0 | 0 | 0 | 0 | 0 | 0 | 0 | 0 | 0 | 0 |
| subset CL resp. not known | 0 | 0 | 0 | 0 | 0 | 0 | 0 | 0 | 0 | 0 | 0 | 0 | 0 |
| subset CL KCC responsibility | 0 | 0 | 0 | 0 | 0 | 0 | 0 | 0 | 0 | 0 | 0 | 0 | 0 |
| subset CL OOC responsibility | 0 | 0 | 0 | 0 | 0 | 0 | 0 | 0 | 0 | 0 | 0 | 0 | 0 |
| Supervised by YOT | 4 | 4 | 4 | 4 | 4 | 5 | 6 | 2 | 4 | 2 | 3 | 4 | 3 |
| Pregnancy | 8 | 8 | 8 | 5 | 5 | 3 | 4 | 4 | 4 | 5 | 4 | 4 | 7 |
| Parent not caring for own child | 0 | 0 | 0 | 0 | 0 | 0 | 0 | 0 | 0 | 0 | 0 | 0 | 0 |
| SEND (16-18 year olds) | 8 | 8 | 11 | 10 | 11 | 11 | 10 | 9 | 8 | 6 | 5 | 4 | 4 |
| SEND (19+ year olds) | 0 | 1 | 1 | 1 | 1 | 1 | 1 | 3 | 3 | 3 | 2 | 2 | 30 |
| Total 16-18 NEET with at least one vulnerable group | 31 | 31 | 35 | 30 | 27 | 26 | 26 | 21 | 19 | 16 | 14 | 14 | 23 |

| 16-18 year old Not Knowns by Vulnerable Group | Aug-16 | Jul-16 | Jun-16 | May-16 | Apr-16 | Mar-16 | Feb-16 | Jan-16 | Dec-15 | Nov-15 | Oct-15 | Sep-15 | Aug-15 |
|--|--------|--------|--------|--------|--------|--------|--------|--------|--------|--------|--------|--------|--------|
| Children in Care | 3 | 3 | 2 | 2 | 2 | 2 | 2 | 2 | 7 | 8 | 9 | 16 | 8 |
| subset CIC resp. not known | 0 | 0 | 0 | 0 | 0 | 0 | 0 | 0 | 0 | 0 | 0 | 0 | 0 |
| subset CIC KCC responsibility | 0 | 0 | 1 | 0 | 0 | 0 | 0 | 0 | 2 | 2 | 2 | 2 | 1 |
| subset CIC OOC responsibility | 2 | 2 | 0 | 2 | 2 | 2 | 2 | 2 | 5 | 6 | 7 | 14 | 7 |
| Caring for own child | 0 | 0 | 0 | 0 | 0 | 0 | 0 | 0 | 0 | 2 | 2 | 1 | 2 |
| Asylum seeker | 0 | 0 | 0 | 0 | 0 | 0 | 0 | 0 | 0 | 0 | 0 | 0 | 0 |
| Carer not own child | 1 | 1 | 1 | 1 | 1 | 1 | 1 | 1 | 2 | 2 | 2 | 3 | 2 |
| Substance Misuse | 0 | 0 | 0 | 0 | 0 | 0 | 0 | 0 | 0 | 0 | 0 | 0 | 2 |
| Care Leaver | 1 | 1 | 1 | 1 | 1 | 1 | 1 | 1 | 0 | 0 | 0 | 0 | 0 |
| subset CL resp. not known | 0 | 0 | 0 | 0 | 0 | 0 | 0 | 0 | 0 | 0 | 0 | 0 | 0 |
| subset CL KCC responsibility | 1 | 1 | 1 | 1 | 1 | 1 | 1 | 1 | 0 | 0 | 0 | 0 | 0 |
| subset CL OOC responsibility | 0 | 0 | 0 | 0 | 0 | 0 | 0 | 0 | 0 | 0 | 0 | 0 | 0 |
| Supervised by YOT | 3 | 2 | 1 | 2 | 2 | 2 | 2 | 2 | 2 | 2 | 5 | 8 | 7 |
| Pregnancy | 0 | 0 | 0 | 0 | 0 | 0 | 0 | 0 | 0 | 0 | 0 | 0 | 2 |
| Parent not caring for own child | 0 | 0 | 0 | 0 | 0 | 0 | 0 | 0 | 0 | 0 | 0 | 0 | 0 |
| SEND (16-18 year olds) | 9 | 9 | 7 | 9 | 8 | 6 | 6 | 7 | 14 | 20 | 36 | 77 | 44 |
| SEND (19+ year olds) | 1 | 1 | 6 | 11 | 11 | 13 | 14 | 17 | 19 | 20 | 23 | 32 | 190 |
| Total not known with at least one vulnerable group | 16 | 15 | 12 | 14 | 13 | 11 | 11 | 12 | 22 | 30 | 48 | 94 | 60 |

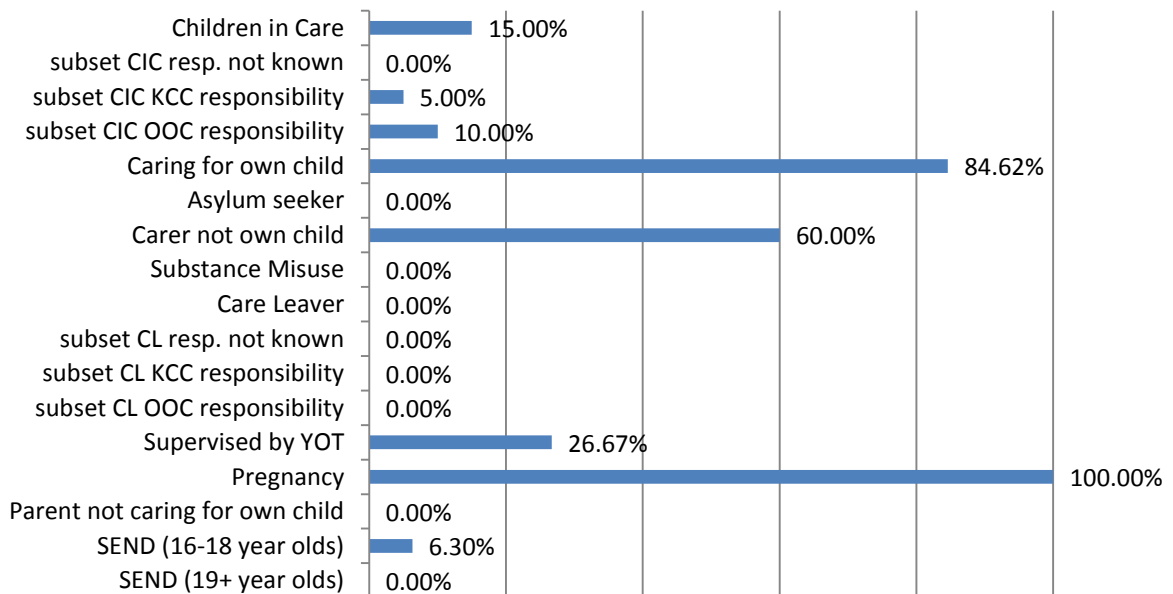
| 16-18 Year old NEET Leavers & Joiners | Aged 16 | Aged 17 | Aged 18 | 16-18 Total | Aged 19 |
|--|----------------|----------------|----------------|--------------------|----------------|
| Leaving NEET Total | 0 | 0 | 2 | 2 | 4 |
| Education | 0 | 0 | 0 | 0 | 0 |
| Employment | 0 | 0 | 2 | 2 | 0 |
| Government supported training | 0 | 0 | 0 | 0 | 0 |
| Re-engagement Provision | 0 | 0 | 0 | 0 | 0 |
| Transfer to another LA | 0 | 0 | 0 | 0 | 0 |
| Age reached where no active record required | 0 | 0 | 0 | 0 | 4 |
| Left England so no longer active record | 0 | 0 | 0 | 0 | 0 |
| Found to be a duplicate record | 0 | 0 | 0 | 0 | 0 |
| Deceased | 0 | 0 | 0 | 0 | 0 |
| Custodial Sentence | 0 | 0 | 0 | 0 | 0 |
| Cannot Be Contacted | 0 | 0 | 0 | 0 | 0 |
| Refused to disclose activity | 0 | 0 | 0 | 0 | 0 |
| Unknown Activity | 0 | 0 | 0 | 0 | 0 |
| Other Reason | 0 | 0 | 0 | 0 | 0 |
| Joining NEET Total | 2 | 1 | 0 | 3 | 0 |
| Education | 2 | 0 | 0 | 2 | 0 |
| Employment | 0 | 0 | 0 | 0 | 0 |
| Training | 0 | 0 | 0 | 0 | 0 |
| Re-engagement Provision | 0 | 0 | 0 | 0 | 0 |
| From other area | 0 | 0 | 0 | 0 | 0 |
| Other (inc custodial sentence) | 0 | 1 | 0 | 1 | 0 |
| Joiners>Leavers | -2 | -1 | 2 | -1 | 4 |

| 16-18 Year Old NEET Labour Market Summary | No | % |
|--|-----------|----------|
| Available: | | |
| Working not for reward | 4 | 4.40% |
| Not yet ready for work or learning | 8 | 8.79% |
| Start Date agreed (other) | 2 | 2.20% |
| Start Date agreed (RPA compliant) | 0 | 0.00% |
| Seeking EET | 77 | 84.62% |
| Available Total | 91 | 100% |
| Unavailable: | | |
| Young carers | 1 | 3.45% |
| Teenage parents | 10 | 34.48% |
| Illness | 12 | 41.38% |
| Pregnancy | 6 | 20.69% |
| Religious grounds | 0 | 0.00% |
| Unlikely to be economically active | 0 | 0.00% |
| Other reason | 0 | 0.00% |
| Unavailable Total | 29 | 100% |

NEET Leavers and Joiners



% of Vulnerable Cohorts who are NEET



Education and Young People's Services Performance Management

NEET Monthly Report - Shepway

| 16-18 year old cohort by Vulnerable Group | Aug-16 | Jul-16 | Jun-16 | May-16 | Apr-16 | Mar-16 | Feb-16 | Jan-16 | Dec-15 | Nov-15 | Oct-15 | Sep-15 | Aug-15 |
|---|--------|--------|--------|--------|--------|--------|--------|--------|--------|--------|--------|--------|--------|
| Children in Care | 108 | 110 | 111 | 111 | 109 | 110 | 108 | 105 | 112 | 110 | 76 | 70 | 60 |
| subset CIC resp. not known | 0 | 0 | 0 | 0 | 0 | 0 | 0 | 0 | 1 | 1 | 0 | 0 | 0 |
| subset CIC KCC responsibility | 92 | 93 | 95 | 96 | 94 | 95 | 93 | 90 | 96 | 93 | 59 | 54 | 50 |
| subset CIC OOC responsibility | 15 | 15 | 15 | 15 | 15 | 15 | 15 | 15 | 15 | 16 | 17 | 16 | 10 |
| Caring for own child | 28 | 28 | 28 | 28 | 28 | 25 | 24 | 21 | 18 | 17 | 18 | 17 | 48 |
| Asylum seeker | 46 | 47 | 45 | 45 | 45 | 46 | 44 | 44 | 39 | 38 | 5 | 2 | 2 |
| Carer not own child | 2 | 2 | 2 | 2 | 2 | 2 | 2 | 2 | 2 | 2 | 1 | 1 | 4 |
| Substance Misuse | 6 | 6 | 6 | 6 | 5 | 5 | 6 | 6 | 5 | 5 | 5 | 5 | 9 |
| Care Leaver | 22 | 20 | 16 | 16 | 15 | 15 | 16 | 17 | 4 | 4 | 4 | 4 | 17 |
| subset CL resp. not known | 0 | 0 | 0 | 0 | 0 | 0 | 0 | 0 | 0 | 0 | 0 | 0 | 0 |
| subset CL KCC responsibility | 18 | 18 | 16 | 16 | 15 | 15 | 16 | 17 | 4 | 4 | 4 | 4 | 17 |
| subset CL OOC responsibility | 0 | 0 | 0 | 0 | 0 | 0 | 0 | 0 | 0 | 0 | 0 | 0 | 0 |
| Supervised by YOT | 6 | 12 | 14 | 14 | 13 | 13 | 14 | 12 | 6 | 6 | 25 | 25 | 27 |
| Pregnancy | 21 | 21 | 21 | 19 | 17 | 17 | 16 | 15 | 13 | 12 | 13 | 13 | 23 |
| Parent not caring for own child | 3 | 3 | 3 | 3 | 3 | 2 | 2 | 2 | 2 | 2 | 2 | 2 | 4 |
| SEND (16-18 year olds) | 169 | 169 | 169 | 169 | 169 | 165 | 166 | 164 | 162 | 163 | 162 | 152 | 154 |
| SEND (19+ year olds) | 9 | 13 | 14 | 26 | 27 | 30 | 31 | 38 | 43 | 45 | 51 | 54 | 285 |
| Total 16-18 cohort with at least one vulnerable group | 330 | 336 | 333 | 331 | 325 | 318 | 318 | 309 | 289 | 288 | 272 | 258 | 307 |

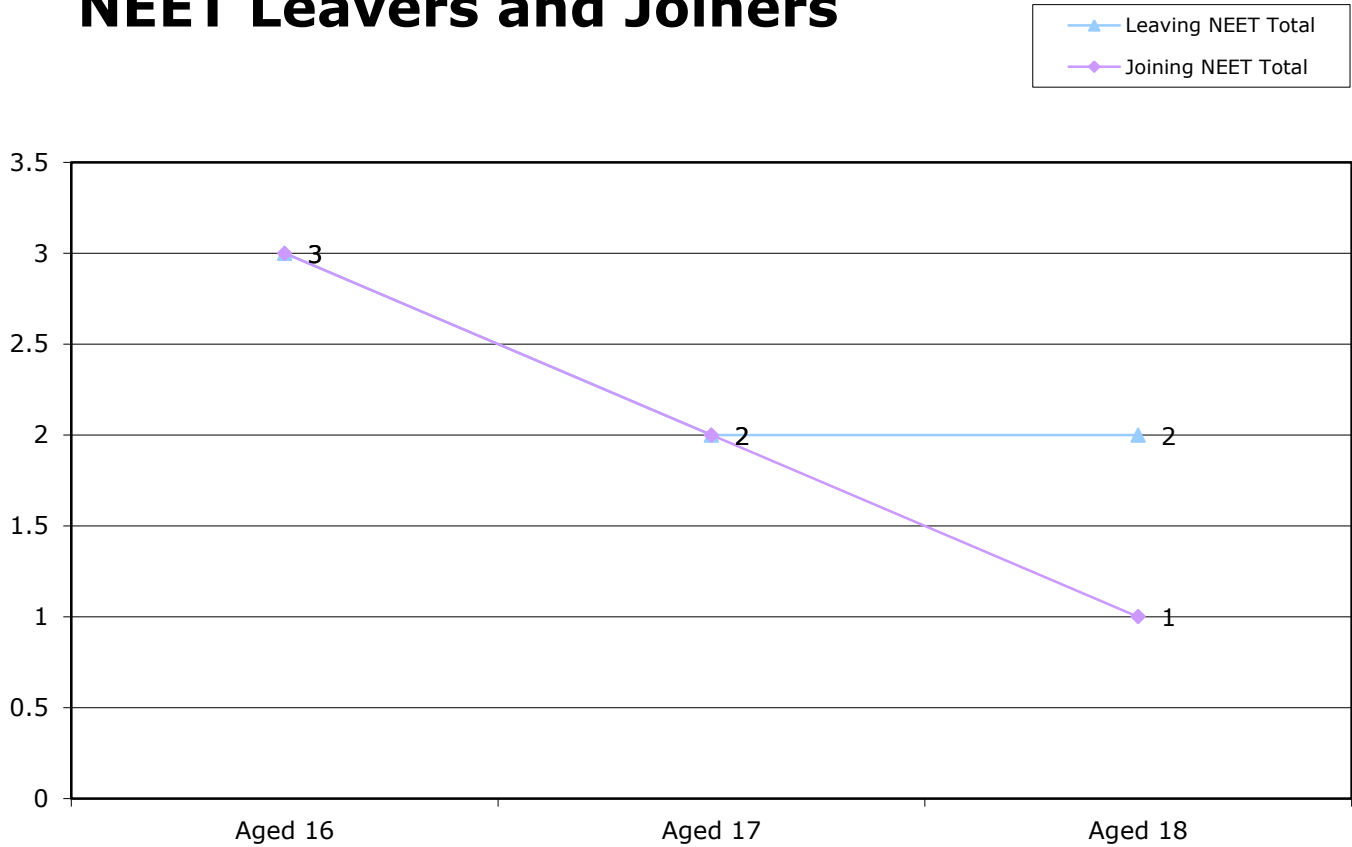
| 16-18 year old NEET by Vulnerable Group | Aug-16 | Jul-16 | Jun-16 | May-16 | Apr-16 | Mar-16 | Feb-16 | Jan-16 | Dec-15 | Nov-15 | Oct-15 | Sep-15 | Aug-15 |
|---|--------|--------|--------|--------|--------|--------|--------|--------|--------|--------|--------|--------|--------|
| Children in Care | 15 | 16 | 16 | 15 | 13 | 11 | 9 | 9 | 11 | 10 | 10 | 9 | 11 |
| subset CIC resp. not known | 0 | 0 | 0 | 0 | 0 | 0 | 0 | 0 | 0 | 0 | 0 | 0 | 0 |
| subset CIC KCC responsibility | 12 | 12 | 13 | 14 | 12 | 11 | 9 | 9 | 11 | 10 | 9 | 8 | 10 |
| subset CIC OOC responsibility | 1 | 1 | 1 | 1 | 1 | 0 | 0 | 0 | 0 | 0 | 1 | 1 | 1 |
| Caring for own child | 17 | 17 | 17 | 19 | 20 | 19 | 18 | 16 | 13 | 12 | 12 | 12 | 34 |
| Asylum seeker | 2 | 2 | 1 | 1 | 1 | 1 | 0 | 0 | 1 | 1 | 2 | 1 | 1 |
| Carer not own child | 1 | 1 | 1 | 1 | 1 | 2 | 2 | 2 | 2 | 2 | 1 | 1 | 3 |
| Substance Misuse | 0 | 0 | 0 | 0 | 0 | 0 | 0 | 0 | 0 | 0 | 0 | 0 | 1 |
| Care Leaver | 8 | 7 | 4 | 4 | 3 | 3 | 3 | 2 | 1 | 1 | 1 | 1 | 7 |
| subset CL resp. not known | 0 | 0 | 0 | 0 | 0 | 0 | 0 | 0 | 0 | 0 | 0 | 0 | 0 |
| subset CL KCC responsibility | 5 | 5 | 4 | 4 | 3 | 3 | 3 | 2 | 1 | 1 | 1 | 1 | 7 |
| subset CL OOC responsibility | 0 | 0 | 0 | 0 | 0 | 0 | 0 | 0 | 0 | 0 | 0 | 0 | 0 |
| Supervised by YOT | 2 | 7 | 6 | 7 | 6 | 6 | 5 | 3 | 0 | 0 | 5 | 6 | 9 |
| Pregnancy | 14 | 14 | 14 | 12 | 10 | 9 | 9 | 9 | 7 | 6 | 7 | 7 | 15 |
| Parent not caring for own child | 0 | 0 | 0 | 0 | 0 | 0 | 0 | 0 | 0 | 0 | 0 | 0 | 1 |
| SEND (16-18 year olds) | 16 | 19 | 18 | 20 | 18 | 18 | 22 | 20 | 13 | 15 | 13 | 13 | 18 |
| SEND (19+ year olds) | 0 | 0 | 1 | 1 | 1 | 3 | 3 | 8 | 9 | 9 | 10 | 12 | 77 |
| Total 16-18 NEET with at least one vulnerable group | 66 | 71 | 68 | 69 | 63 | 61 | 61 | 53 | 43 | 42 | 44 | 44 | 88 |

| 16-18 year old Not Knowns by Vulnerable Group | Aug-16 | Jul-16 | Jun-16 | May-16 | Apr-16 | Mar-16 | Feb-16 | Jan-16 | Dec-15 | Nov-15 | Oct-15 | Sep-15 | Aug-15 |
|--|--------|--------|--------|--------|--------|--------|--------|--------|--------|--------|--------|--------|--------|
| Children in Care | 2 | 2 | 3 | 2 | 3 | 4 | 4 | 5 | 15 | 20 | 26 | 34 | 27 |
| subset CIC resp. not known | 0 | 0 | 0 | 0 | 0 | 0 | 0 | 0 | 0 | 0 | 0 | 0 | 0 |
| subset CIC KCC responsibility | 0 | 0 | 1 | 1 | 2 | 2 | 2 | 3 | 13 | 17 | 21 | 26 | 23 |
| subset CIC OOC responsibility | 1 | 1 | 0 | 1 | 1 | 2 | 2 | 2 | 2 | 3 | 5 | 8 | 4 |
| Caring for own child | 3 | 3 | 2 | 3 | 3 | 3 | 3 | 3 | 3 | 3 | 4 | 3 | 9 |
| Asylum seeker | 0 | 0 | 0 | 0 | 1 | 1 | 1 | 1 | 3 | 4 | 0 | 0 | 0 |
| Carer not own child | 0 | 0 | 0 | 0 | 0 | 0 | 0 | 0 | 0 | 0 | 0 | 0 | 1 |
| Substance Misuse | 1 | 1 | 1 | 1 | 1 | 1 | 1 | 1 | 2 | 2 | 2 | 3 | 4 |
| Care Leaver | 5 | 4 | 2 | 1 | 1 | 1 | 2 | 5 | 2 | 2 | 2 | 2 | 7 |
| subset CL resp. not known | 0 | 0 | 0 | 0 | 0 | 0 | 0 | 0 | 0 | 0 | 0 | 0 | 0 |
| subset CL KCC responsibility | 1 | 1 | 1 | 1 | 1 | 1 | 2 | 5 | 2 | 2 | 2 | 2 | 7 |
| subset CL OOC responsibility | 0 | 0 | 0 | 0 | 0 | 0 | 0 | 0 | 0 | 0 | 0 | 0 | 0 |
| Supervised by YOT | 1 | 2 | 2 | 1 | 1 | 2 | 1 | 2 | 2 | 3 | 13 | 12 | 12 |
| Pregnancy | 3 | 2 | 2 | 4 | 3 | 3 | 3 | 3 | 4 | 4 | 4 | 4 | 4 |
| Parent not caring for own child | 2 | 2 | 1 | 1 | 1 | 1 | 1 | 1 | 2 | 2 | 2 | 2 | 3 |
| SEND (16-18 year olds) | 19 | 13 | 8 | 6 | 6 | 5 | 4 | 6 | 23 | 27 | 35 | 76 | 74 |
| SEND (19+ year olds) | 0 | 3 | 3 | 13 | 20 | 20 | 20 | 23 | 25 | 26 | 33 | 38 | 198 |
| Total not known with at least one vulnerable group | 29 | 23 | 14 | 14 | 14 | 14 | 15 | 20 | 42 | 51 | 75 | 122 | 125 |

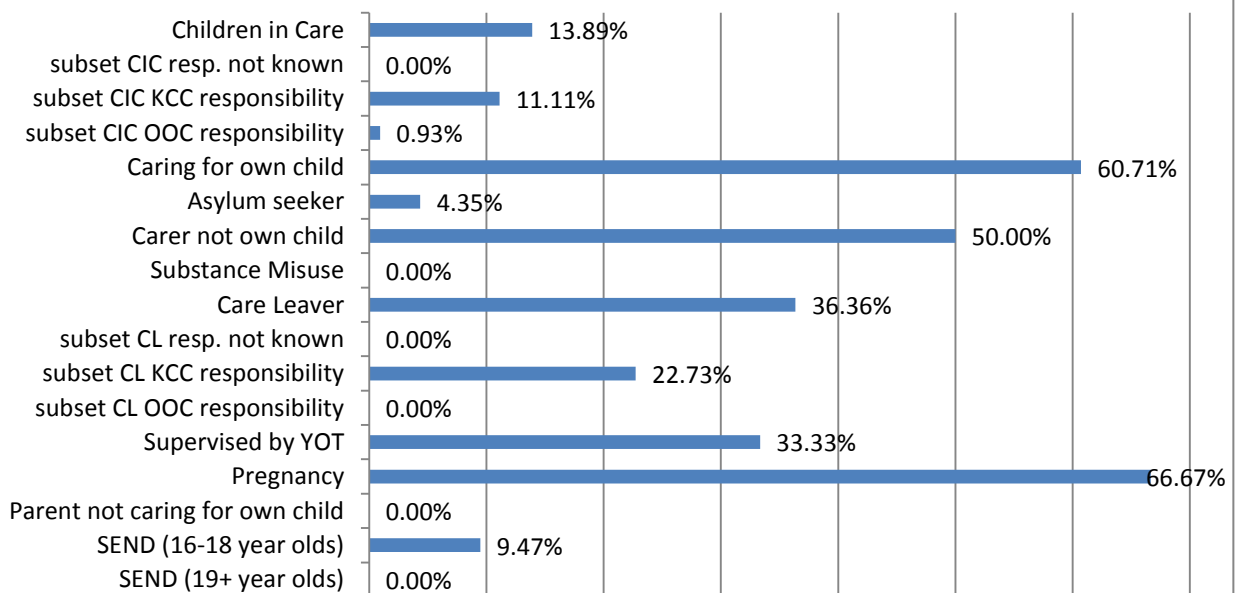
| 16-18 Year old NEET Leavers & Joiners | Aged 16 | Aged 17 | Aged 18 | 16-18 Total | Aged 19 |
|--|----------------|----------------|----------------|--------------------|----------------|
| Leaving NEET Total | 3 | 2 | 2 | 7 | 10 |
| Education | 0 | 0 | 0 | 0 | 0 |
| Employment | 1 | 2 | 1 | 4 | 0 |
| Government supported training | 2 | 0 | 1 | 3 | 0 |
| Re-engagement Provision | 0 | 0 | 0 | 0 | 0 |
| Transfer to another LA | 0 | 0 | 0 | 0 | 0 |
| Age reached where no active record required | 0 | 0 | 0 | 0 | 10 |
| Left England so no longer active record | 0 | 0 | 0 | 0 | 0 |
| Found to be a duplicate record | 0 | 0 | 0 | 0 | 0 |
| Deceased | 0 | 0 | 0 | 0 | 0 |
| Custodial Sentence | 0 | 0 | 0 | 0 | 0 |
| Cannot Be Contacted | 0 | 0 | 0 | 0 | 0 |
| Refused to disclose activity | 0 | 0 | 0 | 0 | 0 |
| Unknown Activity | 0 | 0 | 0 | 0 | 0 |
| Other Reason | 0 | 0 | 0 | 0 | 0 |
| Joining NEET Total | 3 | 2 | 1 | 6 | 0 |
| Education | 1 | 1 | 0 | 2 | 0 |
| Employment | 1 | 1 | 1 | 3 | 0 |
| Training | 0 | 0 | 0 | 0 | 0 |
| Re-engagement Provision | 0 | 0 | 0 | 0 | 0 |
| From other area | 0 | 0 | 0 | 0 | 0 |
| Other (inc custodial sentence) | 1 | 0 | 0 | 1 | 0 |
| Joiners>Leavers | 0 | 0 | 1 | 1 | 10 |

| 16-18 Year Old NEET Labour Market Summary | No | % |
|--|-----------|----------|
| Available: | | |
| Working not for reward | 0 | 0.00% |
| Not yet ready for work or learning | 11 | 7.14% |
| Start Date agreed (other) | 1 | 0.65% |
| Start Date agreed (RPA compliant) | 5 | 3.25% |
| Seeking EET | 137 | 88.96% |
| Available Total | 154 | 100% |
| Unavailable: | | |
| Young carers | 1 | 2.04% |
| Teenage parents | 15 | 30.61% |
| Illness | 23 | 46.94% |
| Pregnancy | 10 | 20.41% |
| Religious grounds | 0 | 0.00% |
| Unlikely to be economically active | 0 | 0.00% |
| Other reason | 0 | 0.00% |
| Unavailable Total | 49 | 100% |

NEET Leavers and Joiners



% of Vulnerable Cohorts who are NEET



Education and Young People's Services Performance Management

NEET Monthly Report - Swale

| 16-18 year old cohort by Vulnerable Group | Aug-16 | Jul-16 | Jun-16 | May-16 | Apr-16 | Mar-16 | Feb-16 | Jan-16 | Dec-15 | Nov-15 | Oct-15 | Sep-15 | Aug-15 |
|---|--------|--------|--------|--------|--------|--------|--------|--------|--------|--------|--------|--------|--------|
| Children in Care | 98 | 97 | 100 | 100 | 100 | 100 | 101 | 94 | 106 | 105 | 97 | 98 | 91 |
| subset CIC resp. not known | 0 | 0 | 0 | 0 | 0 | 0 | 0 | 0 | 0 | 0 | 0 | 0 | 0 |
| subset CIC KCC responsibility | 61 | 61 | 62 | 62 | 61 | 61 | 62 | 54 | 53 | 52 | 41 | 41 | 46 |
| subset CIC OOC responsibility | 37 | 37 | 37 | 38 | 38 | 39 | 39 | 40 | 53 | 53 | 56 | 57 | 45 |
| Caring for own child | 60 | 56 | 52 | 48 | 44 | 41 | 36 | 32 | 29 | 27 | 24 | 23 | 45 |
| Asylum seeker | 31 | 31 | 31 | 30 | 29 | 29 | 29 | 26 | 14 | 13 | 2 | 2 | 5 |
| Carer not own child | 15 | 15 | 13 | 13 | 13 | 12 | 11 | 9 | 9 | 8 | 7 | 7 | 12 |
| Substance Misuse | 3 | 2 | 2 | 2 | 3 | 3 | 2 | 2 | 2 | 2 | 2 | 2 | 3 |
| Care Leaver | 22 | 22 | 22 | 22 | 23 | 22 | 23 | 23 | 3 | 3 | 3 | 3 | 8 |
| subset CL resp. not known | 1 | 1 | 1 | 1 | 1 | 1 | 1 | 1 | 1 | 1 | 1 | 1 | 0 |
| subset CL KCC responsibility | 17 | 17 | 17 | 17 | 18 | 17 | 18 | 18 | 0 | 0 | 0 | 0 | 6 |
| subset CL OOC responsibility | 4 | 4 | 4 | 4 | 4 | 4 | 4 | 4 | 2 | 2 | 2 | 2 | 2 |
| Supervised by YOT | 8 | 11 | 24 | 21 | 18 | 17 | 17 | 10 | 12 | 12 | 21 | 20 | 20 |
| Pregnancy | 31 | 29 | 32 | 29 | 31 | 29 | 28 | 26 | 25 | 22 | 24 | 23 | 37 |
| Parent not caring for own child | 0 | 0 | 0 | 0 | 0 | 1 | 1 | 1 | 1 | 1 | 1 | 1 | 2 |
| SEND (16-18 year olds) | 258 | 256 | 257 | 256 | 255 | 252 | 252 | 254 | 253 | 252 | 250 | 243 | 227 |
| SEND (19+ year olds) | 23 | 25 | 28 | 34 | 35 | 39 | 42 | 48 | 53 | 60 | 64 | 69 | 427 |
| Total 16-18 cohort with at least one vulnerable group | 447 | 439 | 448 | 439 | 435 | 429 | 422 | 407 | 389 | 381 | 374 | 364 | 401 |

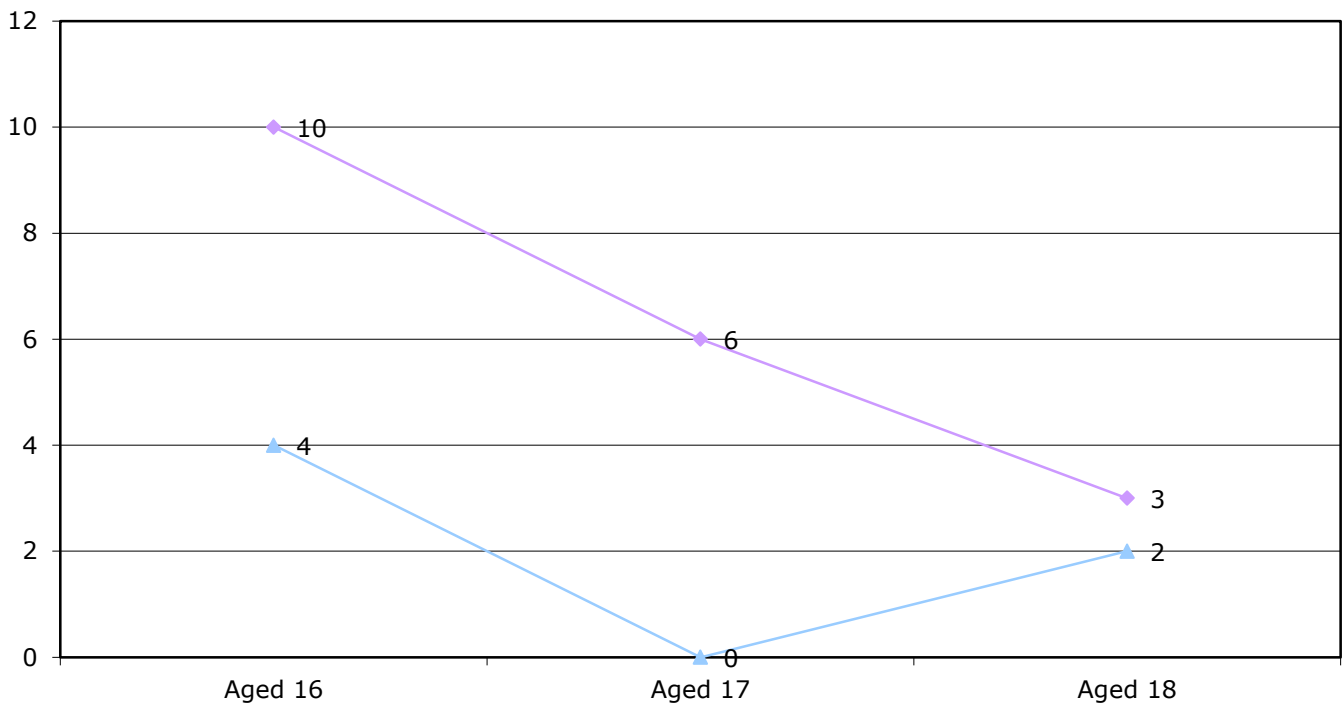
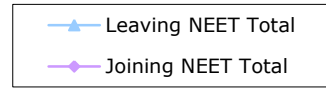
| 16-18 year old NEET by Vulnerable Group | Aug-16 | Jul-16 | Jun-16 | May-16 | Apr-16 | Mar-16 | Feb-16 | Jan-16 | Dec-15 | Nov-15 | Oct-15 | Sep-15 | Aug-15 |
|---|--------|--------|--------|--------|--------|--------|--------|--------|--------|--------|--------|--------|--------|
| Children in Care | 14 | 13 | 9 | 9 | 11 | 11 | 8 | 8 | 10 | 10 | 11 | 8 | 12 |
| subset CIC resp. not known | 0 | 0 | 0 | 0 | 0 | 0 | 0 | 0 | 0 | 0 | 0 | 0 | 0 |
| subset CIC KCC responsibility | 5 | 5 | 5 | 5 | 6 | 7 | 5 | 6 | 6 | 6 | 6 | 5 | 7 |
| subset CIC OOC responsibility | 4 | 4 | 4 | 4 | 5 | 4 | 3 | 2 | 4 | 4 | 5 | 3 | 5 |
| Caring for own child | 50 | 48 | 45 | 45 | 41 | 38 | 33 | 27 | 26 | 23 | 21 | 19 | 39 |
| Asylum seeker | 0 | 1 | 0 | 0 | 0 | 1 | 0 | 0 | 0 | 0 | 0 | 0 | 0 |
| Carer not own child | 7 | 7 | 7 | 8 | 8 | 7 | 6 | 4 | 4 | 3 | 2 | 2 | 6 |
| Substance Misuse | 1 | 0 | 0 | 0 | 0 | 0 | 0 | 0 | 0 | 0 | 0 | 0 | 0 |
| Care Leaver | 8 | 8 | 8 | 8 | 9 | 7 | 7 | 4 | 1 | 1 | 1 | 2 | 1 |
| subset CL resp. not known | 0 | 0 | 0 | 0 | 0 | 0 | 0 | 0 | 0 | 0 | 0 | 1 | 0 |
| subset CL KCC responsibility | 6 | 6 | 6 | 6 | 7 | 5 | 6 | 3 | 0 | 0 | 1 | 0 | 0 |
| subset CL OOC responsibility | 2 | 2 | 2 | 2 | 2 | 2 | 1 | 1 | 1 | 1 | 0 | 1 | 1 |
| Supervised by YOT | 4 | 5 | 7 | 8 | 7 | 6 | 3 | 3 | 5 | 5 | 6 | 5 | 6 |
| Pregnancy | 21 | 20 | 22 | 18 | 22 | 22 | 20 | 19 | 17 | 13 | 13 | 13 | 26 |
| Parent not caring for own child | 0 | 0 | 0 | 0 | 0 | 1 | 1 | 1 | 1 | 1 | 1 | 1 | 1 |
| SEND (16-18 year olds) | 47 | 45 | 37 | 36 | 37 | 39 | 38 | 33 | 30 | 29 | 25 | 26 | 35 |
| SEND (19+ year olds) | 0 | 0 | 1 | 2 | 5 | 5 | 5 | 6 | 8 | 11 | 11 | 11 | 115 |
| Total 16-18 NEET with at least one vulnerable group | 133 | 127 | 117 | 117 | 119 | 118 | 104 | 91 | 85 | 76 | 69 | 66 | 116 |

| 16-18 year old Not Knowns by Vulnerable Group | Aug-16 | Jul-16 | Jun-16 | May-16 | Apr-16 | Mar-16 | Feb-16 | Jan-16 | Dec-15 | Nov-15 | Oct-15 | Sep-15 | Aug-15 |
|--|--------|--------|--------|--------|--------|--------|--------|--------|--------|--------|--------|--------|--------|
| Children in Care | 5 | 3 | 5 | 3 | 3 | 3 | 5 | 7 | 30 | 30 | 48 | 73 | 51 |
| subset CIC resp. not known | 0 | 0 | 0 | 0 | 0 | 0 | 0 | 0 | 0 | 0 | 0 | 0 | 0 |
| subset CIC KCC responsibility | 0 | 0 | 3 | 0 | 0 | 0 | 2 | 2 | 14 | 14 | 20 | 27 | 25 |
| subset CIC OOC responsibility | 3 | 3 | 1 | 3 | 3 | 3 | 3 | 5 | 16 | 16 | 28 | 46 | 26 |
| Caring for own child | 3 | 2 | 2 | 1 | 1 | 1 | 1 | 1 | 1 | 2 | 2 | 2 | 4 |
| Asylum seeker | 2 | 1 | 0 | 0 | 0 | 0 | 1 | 1 | 1 | 1 | 1 | 1 | 4 |
| Carer not own child | 2 | 2 | 1 | 1 | 0 | 0 | 0 | 0 | 0 | 0 | 1 | 3 | 5 |
| Substance Misuse | 1 | 0 | 0 | 0 | 1 | 1 | 1 | 2 | 2 | 2 | 2 | 1 | 2 |
| Care Leaver | 5 | 4 | 4 | 4 | 1 | 3 | 4 | 8 | 0 | 0 | 0 | 1 | 6 |
| subset CL resp. not known | 0 | 0 | 0 | 0 | 0 | 0 | 0 | 0 | 0 | 0 | 0 | 0 | 0 |
| subset CL KCC responsibility | 3 | 3 | 3 | 3 | 0 | 2 | 3 | 7 | 0 | 0 | 0 | 0 | 5 |
| subset CL OOC responsibility | 1 | 1 | 1 | 1 | 1 | 1 | 1 | 1 | 0 | 0 | 0 | 1 | 1 |
| Supervised by YOT | 0 | 0 | 2 | 1 | 1 | 2 | 2 | 2 | 2 | 3 | 11 | 12 | 11 |
| Pregnancy | 3 | 3 | 4 | 5 | 5 | 5 | 5 | 5 | 6 | 7 | 10 | 9 | 10 |
| Parent not caring for own child | 0 | 0 | 0 | 0 | 0 | 0 | 0 | 0 | 0 | 0 | 0 | 0 | 1 |
| SEND (16-18 year olds) | 27 | 21 | 20 | 17 | 16 | 15 | 17 | 25 | 37 | 41 | 66 | 139 | 116 |
| SEND (19+ year olds) | 0 | 2 | 4 | 8 | 12 | 16 | 18 | 22 | 25 | 26 | 29 | 54 | 301 |
| Total not known with at least one vulnerable group | 43 | 33 | 32 | 29 | 26 | 28 | 32 | 45 | 65 | 72 | 116 | 202 | 184 |

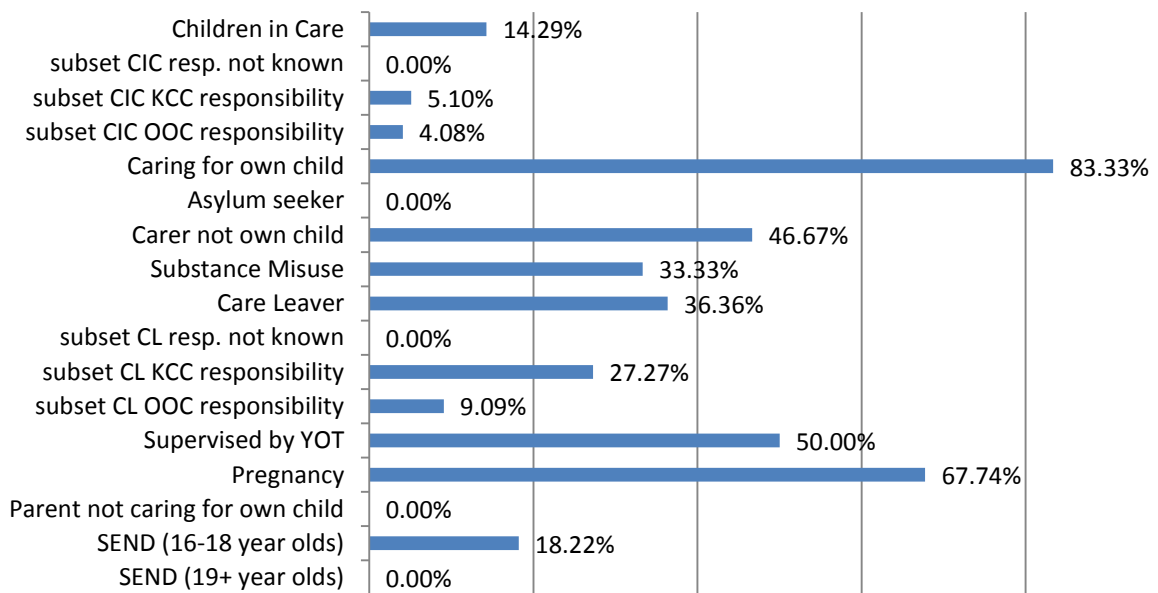
| 16-18 Year old NEET Leavers & Joiners | Aged 16 | Aged 17 | Aged 18 | 16-18 Total | Aged 19 |
|--|----------------|----------------|----------------|------------------------|----------------|
| Leaving NEET Total | 4 | 0 | 2 | 6 | 15 |
| Education | 0 | 0 | 0 | 0 | 0 |
| Employment | 4 | 0 | 2 | 6 | 0 |
| Government supported training | 0 | 0 | 0 | 0 | 0 |
| Re-engagement Provision | 0 | 0 | 0 | 0 | 0 |
| Transfer to another LA | 0 | 0 | 0 | 0 | 0 |
| Age reached where no active record required | 0 | 0 | 0 | 0 | 15 |
| Left England so no longer active record | 0 | 0 | 0 | 0 | 0 |
| Found to be a duplicate record | 0 | 0 | 0 | 0 | 0 |
| Deceased | 0 | 0 | 0 | 0 | 0 |
| Custodial Sentence | 0 | 0 | 0 | 0 | 0 |
| Cannot Be Contacted | 0 | 0 | 0 | 0 | 0 |
| Refused to disclose activity | 0 | 0 | 0 | 0 | 0 |
| Unknown Activity | 0 | 0 | 0 | 0 | 0 |
| Other Reason | 0 | 0 | 0 | 0 | 0 |
| Joining NEET Total | 10 | 6 | 3 | 19 | 0 |
| Education | 5 | 2 | 1 | 8 | 0 |
| Employment | 3 | 2 | 1 | 6 | 0 |
| Training | 1 | 0 | 1 | 2 | 0 |
| Re-engagement Provision | 0 | 0 | 0 | 0 | 0 |
| From other area | 0 | 0 | 0 | 0 | 0 |
| Other (inc custodial sentence) | 1 | 2 | 0 | 3 | 0 |
| Joiners>Leavers | -6 | -6 | -1 | -13 | 15 |

| 16-18 Year Old NEET Labour Market Summary | No | % |
|--|-----------|----------|
| Available: | | |
| Working not for reward | 4 | 1.44% |
| Not yet ready for work or learning | 9 | 3.24% |
| Start Date agreed (other) | 6 | 2.16% |
| Start Date agreed (RPA compliant) | 19 | 6.83% |
| Seeking EET | 240 | 86.33% |
| Available Total | 278 | 100% |
| Unavailable: | | |
| Young carers | 5 | 4.95% |
| Teenage parents | 42 | 41.58% |
| Illness | 36 | 35.64% |
| Pregnancy | 18 | 17.82% |
| Religious grounds | 0 | 0.00% |
| Unlikely to be economically active | 0 | 0.00% |
| Other reason | 0 | 0.00% |
| Unavailable Total | 101 | 100% |

NEET Leavers and Joiners



% of Vulnerable Cohorts who are NEET



Education and Young People's Services Performance Management

NEET Monthly Report - Thanet

| 16-18 year old cohort by Vulnerable Group | Aug-16 | Jul-16 | Jun-16 | May-16 | Apr-16 | Mar-16 | Feb-16 | Jan-16 | Dec-15 | Nov-15 | Oct-15 | Sep-15 | Aug-15 |
|---|--------|--------|--------|--------|--------|--------|--------|--------|--------|--------|--------|--------|--------|
| Children in Care | 135 | 136 | 140 | 143 | 149 | 154 | 153 | 153 | 167 | 166 | 146 | 144 | 157 |
| subset CIC resp. not known | 0 | 0 | 0 | 0 | 0 | 0 | 0 | 0 | 0 | 0 | 0 | 0 | 0 |
| subset CIC KCC responsibility | 99 | 100 | 105 | 107 | 113 | 116 | 115 | 114 | 118 | 116 | 99 | 99 | 105 |
| subset CIC OOC responsibility | 36 | 36 | 36 | 36 | 36 | 38 | 38 | 39 | 49 | 50 | 47 | 45 | 52 |
| Caring for own child | 61 | 56 | 56 | 53 | 53 | 49 | 49 | 48 | 47 | 45 | 40 | 39 | 69 |
| Asylum seeker | 25 | 25 | 26 | 27 | 28 | 28 | 26 | 26 | 24 | 23 | 5 | 5 | 5 |
| Carer not own child | 10 | 9 | 9 | 9 | 10 | 10 | 10 | 10 | 10 | 10 | 10 | 10 | 13 |
| Substance Misuse | 8 | 8 | 8 | 8 | 8 | 8 | 8 | 8 | 8 | 8 | 8 | 8 | 6 |
| Care Leaver | 50 | 49 | 48 | 49 | 36 | 35 | 34 | 33 | 3 | 3 | 3 | 3 | 18 |
| subset CL resp. not known | 0 | 0 | 0 | 0 | 0 | 0 | 0 | 0 | 0 | 0 | 0 | 0 | 0 |
| subset CL KCC responsibility | 45 | 45 | 47 | 47 | 34 | 33 | 32 | 31 | 1 | 1 | 1 | 1 | 16 |
| subset CL OOC responsibility | 2 | 2 | 2 | 2 | 2 | 2 | 2 | 2 | 2 | 2 | 2 | 2 | 2 |
| Supervised by YOT | 20 | 22 | 35 | 33 | 33 | 33 | 30 | 16 | 26 | 26 | 44 | 43 | 42 |
| Pregnancy | 32 | 28 | 28 | 27 | 26 | 23 | 24 | 22 | 21 | 19 | 20 | 20 | 35 |
| Parent not caring for own child | 2 | 2 | 2 | 2 | 2 | 2 | 2 | 2 | 1 | 1 | 1 | 1 | 2 |
| SEND (16-18 year olds) | 293 | 289 | 288 | 289 | 288 | 287 | 286 | 289 | 290 | 291 | 290 | 308 | 276 |
| SEND (19+ year olds) | 11 | 15 | 21 | 31 | 33 | 36 | 44 | 50 | 54 | 58 | 61 | 66 | 453 |
| Total 16-18 cohort with at least one vulnerable group | 534 | 523 | 528 | 530 | 525 | 522 | 518 | 506 | 496 | 492 | 475 | 492 | 525 |

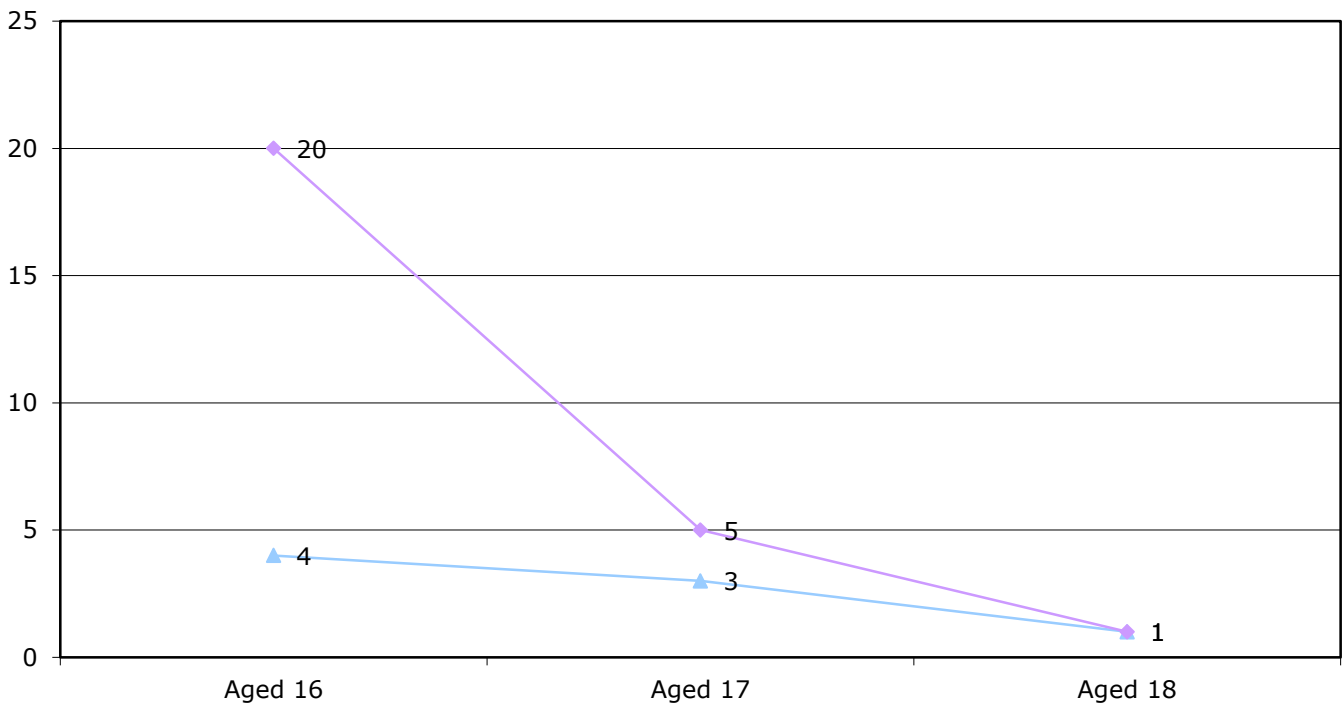
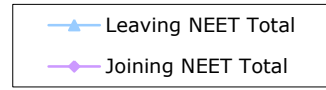
| 16-18 year old NEET by Vulnerable Group | Aug-16 | Jul-16 | Jun-16 | May-16 | Apr-16 | Mar-16 | Feb-16 | Jan-16 | Dec-15 | Nov-15 | Oct-15 | Sep-15 | Aug-15 |
|---|--------|--------|--------|--------|--------|--------|--------|--------|--------|--------|--------|--------|--------|
| Children in Care | 18 | 17 | 19 | 22 | 19 | 23 | 22 | 19 | 19 | 21 | 18 | 20 | 22 |
| subset CIC resp. not known | 0 | 0 | 0 | 0 | 0 | 0 | 0 | 0 | 0 | 0 | 0 | 0 | 0 |
| subset CIC KCC responsibility | 18 | 18 | 21 | 22 | 19 | 22 | 21 | 18 | 18 | 20 | 17 | 17 | 19 |
| subset CIC OOC responsibility | 0 | 0 | 0 | 0 | 0 | 1 | 1 | 1 | 1 | 1 | 1 | 3 | 3 |
| Caring for own child | 43 | 39 | 38 | 36 | 34 | 31 | 31 | 30 | 29 | 26 | 21 | 23 | 43 |
| Asylum seeker | 0 | 0 | 1 | 0 | 0 | 0 | 0 | 0 | 1 | 1 | 1 | 0 | 0 |
| Carer not own child | 6 | 5 | 4 | 4 | 4 | 4 | 4 | 4 | 3 | 3 | 3 | 4 | 6 |
| Substance Misuse | 1 | 1 | 1 | 2 | 2 | 2 | 2 | 1 | 2 | 3 | 3 | 3 | 2 |
| Care Leaver | 25 | 24 | 23 | 24 | 16 | 11 | 10 | 12 | 2 | 2 | 2 | 2 | 7 |
| subset CL resp. not known | 0 | 0 | 0 | 0 | 0 | 0 | 0 | 0 | 0 | 0 | 0 | 0 | 0 |
| subset CL KCC responsibility | 22 | 22 | 23 | 23 | 15 | 10 | 9 | 11 | 1 | 1 | 1 | 1 | 6 |
| subset CL OOC responsibility | 1 | 1 | 1 | 1 | 1 | 1 | 1 | 1 | 1 | 1 | 1 | 1 | 1 |
| Supervised by YOT | 9 | 8 | 15 | 14 | 14 | 14 | 11 | 7 | 8 | 8 | 18 | 18 | 17 |
| Pregnancy | 24 | 20 | 20 | 19 | 19 | 17 | 18 | 16 | 15 | 12 | 12 | 14 | 24 |
| Parent not caring for own child | 2 | 2 | 2 | 2 | 2 | 2 | 1 | 1 | 1 | 1 | 1 | 1 | 2 |
| SEND (16-18 year olds) | 35 | 31 | 30 | 30 | 29 | 30 | 30 | 32 | 26 | 26 | 22 | 25 | 31 |
| SEND (19+ year olds) | 0 | 0 | 0 | 1 | 3 | 3 | 5 | 8 | 9 | 10 | 8 | 9 | 116 |
| Total 16-18 NEET with at least one vulnerable group | 131 | 117 | 118 | 120 | 110 | 105 | 102 | 99 | 87 | 85 | 80 | 85 | 130 |

| 16-18 year old Not Knowns by Vulnerable Group | Aug-16 | Jul-16 | Jun-16 | May-16 | Apr-16 | Mar-16 | Feb-16 | Jan-16 | Dec-15 | Nov-15 | Oct-15 | Sep-15 | Aug-15 |
|--|--------|--------|--------|--------|--------|--------|--------|--------|--------|--------|--------|--------|--------|
| Children in Care | 7 | 7 | 5 | 4 | 3 | 2 | 2 | 5 | 33 | 42 | 66 | 99 | 90 |
| subset CIC resp. not known | 0 | 0 | 0 | 0 | 0 | 0 | 0 | 0 | 0 | 0 | 0 | 0 | 0 |
| subset CIC KCC responsibility | 0 | 0 | 4 | 0 | 1 | 1 | 2 | 3 | 19 | 23 | 42 | 63 | 55 |
| subset CIC OOC responsibility | 3 | 3 | 1 | 4 | 2 | 1 | 0 | 2 | 14 | 19 | 24 | 36 | 35 |
| Caring for own child | 4 | 3 | 3 | 4 | 4 | 4 | 5 | 4 | 7 | 8 | 12 | 13 | 20 |
| Asylum seeker | 0 | 0 | 0 | 1 | 1 | 1 | 1 | 1 | 1 | 1 | 1 | 4 | 4 |
| Carer not own child | 1 | 1 | 2 | 1 | 1 | 1 | 1 | 1 | 1 | 1 | 1 | 5 | 6 |
| Substance Misuse | 2 | 2 | 1 | 1 | 1 | 1 | 1 | 2 | 2 | 2 | 3 | 5 | 3 |
| Care Leaver | 6 | 6 | 5 | 5 | 5 | 9 | 9 | 9 | 1 | 1 | 1 | 1 | 9 |
| subset CL resp. not known | 0 | 0 | 0 | 0 | 0 | 0 | 0 | 0 | 0 | 0 | 0 | 0 | 0 |
| subset CL KCC responsibility | 4 | 4 | 4 | 4 | 4 | 8 | 8 | 8 | 0 | 0 | 0 | 0 | 8 |
| subset CL OOC responsibility | 1 | 1 | 1 | 1 | 1 | 1 | 1 | 1 | 1 | 1 | 1 | 1 | 1 |
| Supervised by YOT | 1 | 0 | 3 | 1 | 0 | 0 | 1 | 0 | 9 | 11 | 17 | 21 | 15 |
| Pregnancy | 1 | 1 | 1 | 0 | 0 | 0 | 0 | 0 | 0 | 2 | 3 | 4 | 10 |
| Parent not caring for own child | 0 | 0 | 0 | 0 | 0 | 0 | 0 | 0 | 0 | 0 | 0 | 0 | 0 |
| SEND (16-18 year olds) | 35 | 31 | 20 | 18 | 15 | 13 | 12 | 25 | 46 | 63 | 100 | 223 | 169 |
| SEND (19+ year olds) | 1 | 4 | 7 | 11 | 16 | 18 | 23 | 26 | 28 | 34 | 41 | 53 | 330 |
| Total not known with at least one vulnerable group | 50 | 45 | 35 | 30 | 27 | 29 | 30 | 42 | 79 | 104 | 163 | 320 | 271 |

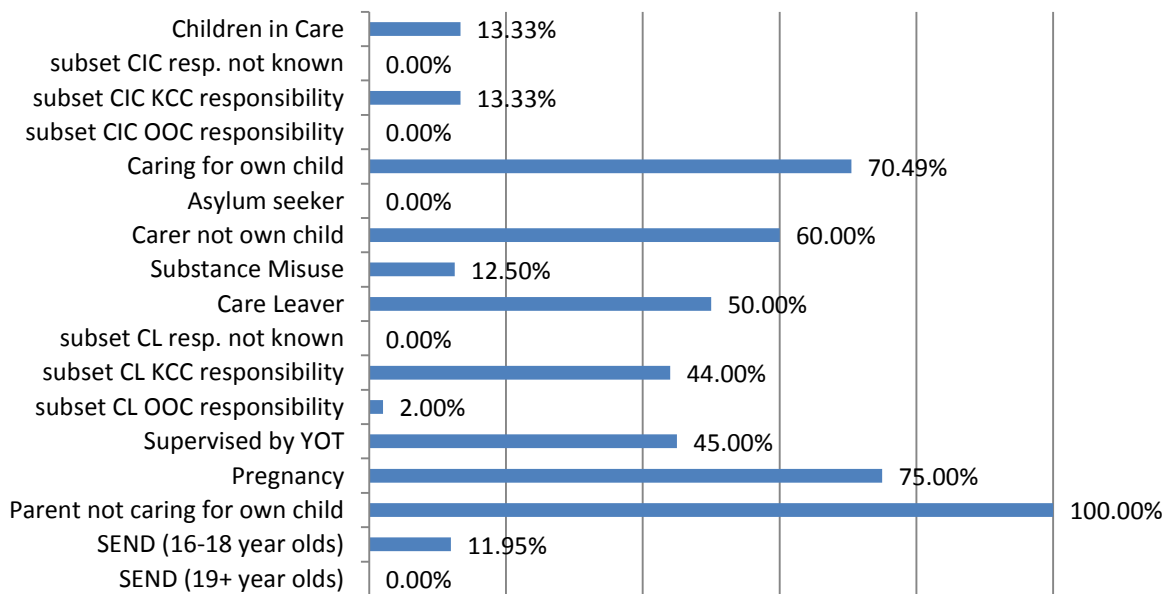
| 16-18 Year old NEET Leavers & Joiners | Aged 16 | Aged 17 | Aged 18 | 16-18 Total | Aged 19 |
|--|----------------|----------------|----------------|--------------------|----------------|
| Leaving NEET Total | 4 | 3 | 1 | 8 | 18 |
| Education | 0 | 0 | 0 | 0 | 0 |
| Employment | 3 | 2 | 1 | 6 | 0 |
| Government supported training | 0 | 1 | 0 | 1 | 0 |
| Re-engagement Provision | 0 | 0 | 0 | 0 | 0 |
| Transfer to another LA | 0 | 0 | 0 | 0 | 0 |
| Age reached where no active record required | 0 | 0 | 0 | 0 | 18 |
| Left England so no longer active record | 0 | 0 | 0 | 0 | 0 |
| Found to be a duplicate record | 0 | 0 | 0 | 0 | 0 |
| Deceased | 0 | 0 | 0 | 0 | 0 |
| Custodial Sentence | 1 | 0 | 0 | 1 | 0 |
| Cannot Be Contacted | 0 | 0 | 0 | 0 | 0 |
| Refused to disclose activity | 0 | 0 | 0 | 0 | 0 |
| Unknown Activity | 0 | 0 | 0 | 0 | 0 |
| Other Reason | 0 | 0 | 0 | 0 | 0 |
| Joining NEET Total | 20 | 5 | 1 | 26 | 0 |
| Education | 8 | 3 | 0 | 11 | 0 |
| Employment | 2 | 1 | 0 | 3 | 0 |
| Training | 1 | 0 | 0 | 1 | 0 |
| Re-engagement Provision | 0 | 0 | 0 | 0 | 0 |
| From other area | 0 | 0 | 0 | 0 | 0 |
| Other (inc custodial sentence) | 9 | 1 | 1 | 11 | 0 |
| Joiners>Leavers | -16 | -2 | 0 | -18 | 18 |

| 16-18 Year Old NEET Labour Market Summary | No | % |
|--|-----------|----------|
| Available: | | |
| Working not for reward | 6 | 2.62% |
| Not yet ready for work or learning | 15 | 6.55% |
| Start Date agreed (other) | 2 | 0.87% |
| Start Date agreed (RPA compliant) | 11 | 4.80% |
| Seeking EET | 195 | 85.15% |
| Available Total | 229 | 100% |
| Unavailable: | | |
| Young carers | 4 | 4.49% |
| Teenage parents | 37 | 41.57% |
| Illness | 33 | 37.08% |
| Pregnancy | 15 | 16.85% |
| Religious grounds | 0 | 0.00% |
| Unlikely to be economically active | 0 | 0.00% |
| Other reason | 0 | 0.00% |
| Unavailable Total | 89 | 100% |

NEET Leavers and Joiners



% of Vulnerable Cohorts who are NEET



Education and Young People's Services Performance Management

NEET Monthly Report - Tonbridge & Malling

| 16-18 year old cohort by Vulnerable Group | Aug-16 | Jul-16 | Jun-16 | May-16 | Apr-16 | Mar-16 | Feb-16 | Jan-16 | Dec-15 | Nov-15 | Oct-15 | Sep-15 | Aug-15 |
|---|--------|--------|--------|--------|--------|--------|--------|--------|--------|--------|--------|--------|--------|
| Children in Care | 27 | 27 | 28 | 29 | 28 | 29 | 29 | 24 | 32 | 33 | 35 | 37 | 34 |
| subset CIC resp. not known | 0 | 0 | 0 | 0 | 0 | 0 | 0 | 0 | 0 | 0 | 0 | 0 | 0 |
| subset CIC KCC responsibility | 22 | 22 | 23 | 24 | 23 | 23 | 23 | 18 | 22 | 23 | 23 | 25 | 24 |
| subset CIC OOC responsibility | 5 | 5 | 5 | 5 | 5 | 6 | 6 | 6 | 10 | 10 | 12 | 12 | 10 |
| Caring for own child | 11 | 10 | 10 | 9 | 9 | 10 | 9 | 9 | 9 | 9 | 9 | 9 | 26 |
| Asylum seeker | 1 | 1 | 1 | 1 | 1 | 1 | 1 | 1 | 1 | 1 | 0 | 0 | 0 |
| Carer not own child | 10 | 10 | 10 | 9 | 9 | 9 | 9 | 9 | 9 | 9 | 8 | 9 | 11 |
| Substance Misuse | 2 | 2 | 2 | 3 | 3 | 3 | 3 | 3 | 3 | 3 | 3 | 3 | 4 |
| Care Leaver | 4 | 4 | 4 | 4 | 5 | 5 | 5 | 5 | 0 | 0 | 0 | 0 | 0 |
| subset CL resp. not known | 0 | 0 | 0 | 0 | 0 | 0 | 0 | 0 | 0 | 0 | 0 | 0 | 0 |
| subset CL KCC responsibility | 3 | 3 | 3 | 3 | 4 | 4 | 4 | 4 | 0 | 0 | 0 | 0 | 0 |
| subset CL OOC responsibility | 1 | 1 | 1 | 1 | 1 | 1 | 1 | 1 | 0 | 0 | 0 | 0 | 0 |
| Supervised by YOT | 10 | 11 | 12 | 15 | 15 | 14 | 13 | 11 | 12 | 4 | 11 | 11 | 13 |
| Pregnancy | 11 | 11 | 10 | 10 | 9 | 8 | 8 | 7 | 7 | 7 | 5 | 5 | 10 |
| Parent not caring for own child | 1 | 1 | 1 | 1 | 1 | 1 | 1 | 1 | 1 | 1 | 1 | 1 | 1 |
| SEND (16-18 year olds) | 172 | 172 | 174 | 171 | 171 | 170 | 170 | 169 | 170 | 170 | 165 | 164 | 138 |
| SEND (19+ year olds) | 11 | 13 | 17 | 23 | 23 | 26 | 26 | 29 | 31 | 33 | 39 | 40 | 273 |
| Total 16-18 cohort with at least one vulnerable group | 230 | 229 | 232 | 232 | 232 | 232 | 231 | 225 | 228 | 223 | 218 | 219 | 214 |

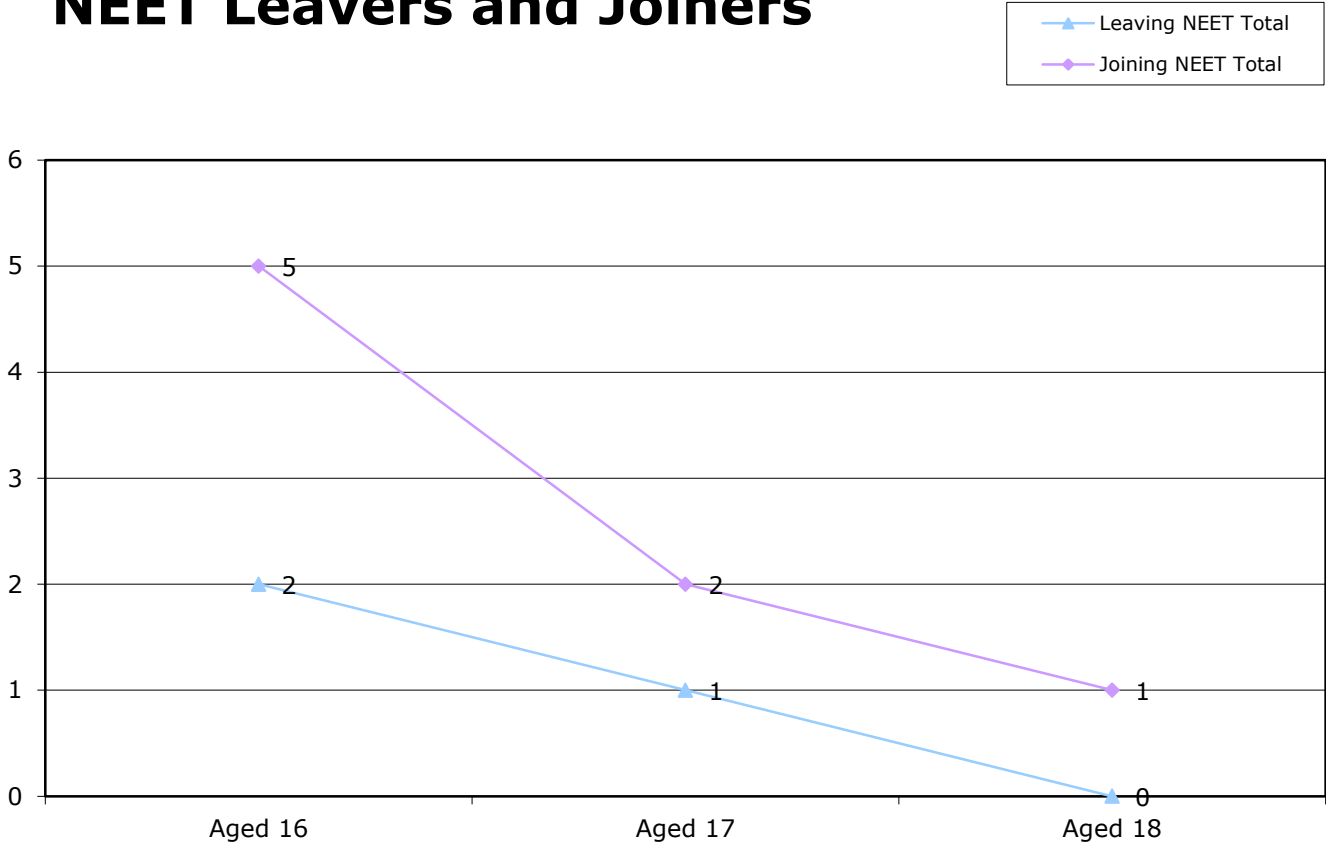
| 16-18 year old NEET by Vulnerable Group | Aug-16 | Jul-16 | Jun-16 | May-16 | Apr-16 | Mar-16 | Feb-16 | Jan-16 | Dec-15 | Nov-15 | Oct-15 | Sep-15 | Aug-15 |
|---|--------|--------|--------|--------|--------|--------|--------|--------|--------|--------|--------|--------|--------|
| Children in Care | 0 | 0 | 0 | 1 | 0 | 1 | 2 | 1 | 1 | 2 | 2 | 3 | 4 |
| subset CIC resp. not known | 0 | 0 | 0 | 0 | 0 | 0 | 0 | 0 | 0 | 0 | 0 | 0 | 0 |
| subset CIC KCC responsibility | 0 | 0 | 0 | 0 | 0 | 1 | 2 | 1 | 1 | 2 | 2 | 3 | 4 |
| subset CIC OOC responsibility | 1 | 1 | 1 | 1 | 0 | 0 | 0 | 0 | 0 | 0 | 0 | 0 | 0 |
| Caring for own child | 10 | 9 | 9 | 8 | 8 | 9 | 8 | 8 | 8 | 8 | 8 | 9 | 21 |
| Asylum seeker | 0 | 0 | 0 | 0 | 0 | 0 | 0 | 0 | 0 | 0 | 0 | 0 | 0 |
| Carer not own child | 3 | 3 | 3 | 2 | 2 | 2 | 2 | 2 | 2 | 2 | 1 | 1 | 3 |
| Substance Misuse | 0 | 0 | 0 | 0 | 0 | 0 | 0 | 0 | 0 | 0 | 0 | 0 | 0 |
| Care Leaver | 2 | 2 | 2 | 2 | 2 | 2 | 2 | 0 | 0 | 0 | 0 | 0 | 0 |
| subset CL resp. not known | 0 | 0 | 0 | 0 | 0 | 0 | 0 | 0 | 0 | 0 | 0 | 0 | 0 |
| subset CL KCC responsibility | 1 | 1 | 1 | 1 | 1 | 1 | 1 | 0 | 0 | 0 | 0 | 0 | 0 |
| subset CL OOC responsibility | 1 | 1 | 1 | 1 | 1 | 1 | 1 | 0 | 0 | 0 | 0 | 0 | 0 |
| Supervised by YOT | 2 | 2 | 3 | 3 | 3 | 4 | 2 | 1 | 1 | 0 | 4 | 5 | 7 |
| Pregnancy | 9 | 10 | 9 | 9 | 8 | 7 | 7 | 6 | 6 | 6 | 5 | 5 | 9 |
| Parent not caring for own child | 0 | 0 | 0 | 0 | 0 | 0 | 0 | 0 | 0 | 0 | 0 | 0 | 0 |
| SEND (16-18 year olds) | 19 | 19 | 19 | 20 | 18 | 18 | 18 | 17 | 16 | 12 | 8 | 11 | 14 |
| SEND (19+ year olds) | 1 | 2 | 2 | 2 | 3 | 3 | 3 | 4 | 5 | 4 | 4 | 4 | 52 |
| Total 16-18 NEET with at least one vulnerable group | 43 | 42 | 43 | 42 | 39 | 41 | 39 | 33 | 32 | 29 | 26 | 32 | 52 |

| 16-18 year old Not Knowns by Vulnerable Group | Aug-16 | Jul-16 | Jun-16 | May-16 | Apr-16 | Mar-16 | Feb-16 | Jan-16 | Dec-15 | Nov-15 | Oct-15 | Sep-15 | Aug-15 |
|--|--------|--------|--------|--------|--------|--------|--------|--------|--------|--------|--------|--------|--------|
| Children in Care | 1 | 2 | 1 | 0 | 0 | 2 | 1 | 1 | 11 | 13 | 19 | 27 | 21 |
| subset CIC resp. not known | 0 | 0 | 0 | 0 | 0 | 0 | 0 | 0 | 0 | 0 | 0 | 0 | 0 |
| subset CIC KCC responsibility | 0 | 0 | 1 | 0 | 0 | 1 | 0 | 0 | 5 | 7 | 10 | 15 | 13 |
| subset CIC OOC responsibility | 0 | 0 | 0 | 0 | 0 | 1 | 1 | 1 | 6 | 6 | 9 | 12 | 8 |
| Caring for own child | 0 | 0 | 0 | 0 | 0 | 0 | 0 | 0 | 0 | 0 | 0 | 0 | 5 |
| Asylum seeker | 0 | 0 | 0 | 0 | 0 | 0 | 0 | 0 | 0 | 0 | 0 | 0 | 0 |
| Carer not own child | 2 | 1 | 1 | 1 | 1 | 1 | 1 | 2 | 2 | 2 | 2 | 6 | 5 |
| Substance Misuse | 0 | 0 | 0 | 0 | 0 | 0 | 0 | 0 | 0 | 1 | 1 | 2 | 3 |
| Care Leaver | 1 | 1 | 1 | 1 | 1 | 1 | 1 | 3 | 0 | 0 | 0 | 0 | 0 |
| subset CL resp. not known | 0 | 0 | 0 | 0 | 0 | 0 | 0 | 0 | 0 | 0 | 0 | 0 | 0 |
| subset CL KCC responsibility | 1 | 1 | 1 | 1 | 1 | 1 | 1 | 2 | 0 | 0 | 0 | 0 | 0 |
| subset CL OOC responsibility | 0 | 0 | 0 | 0 | 0 | 0 | 0 | 1 | 0 | 0 | 0 | 0 | 0 |
| Supervised by YOT | 1 | 2 | 1 | 1 | 1 | 2 | 2 | 1 | 3 | 2 | 2 | 3 | 3 |
| Pregnancy | 0 | 0 | 0 | 0 | 0 | 0 | 0 | 0 | 0 | 0 | 0 | 0 | 1 |
| Parent not caring for own child | 1 | 1 | 1 | 1 | 1 | 0 | 1 | 1 | 1 | 0 | 0 | 0 | 0 |
| SEND (16-18 year olds) | 13 | 12 | 8 | 7 | 8 | 8 | 7 | 11 | 18 | 26 | 35 | 92 | 62 |
| SEND (19+ year olds) | 2 | 2 | 2 | 4 | 3 | 5 | 5 | 10 | 11 | 15 | 23 | 35 | 209 |
| Total not known with at least one vulnerable group | 19 | 18 | 13 | 11 | 12 | 14 | 13 | 19 | 32 | 39 | 51 | 119 | 91 |

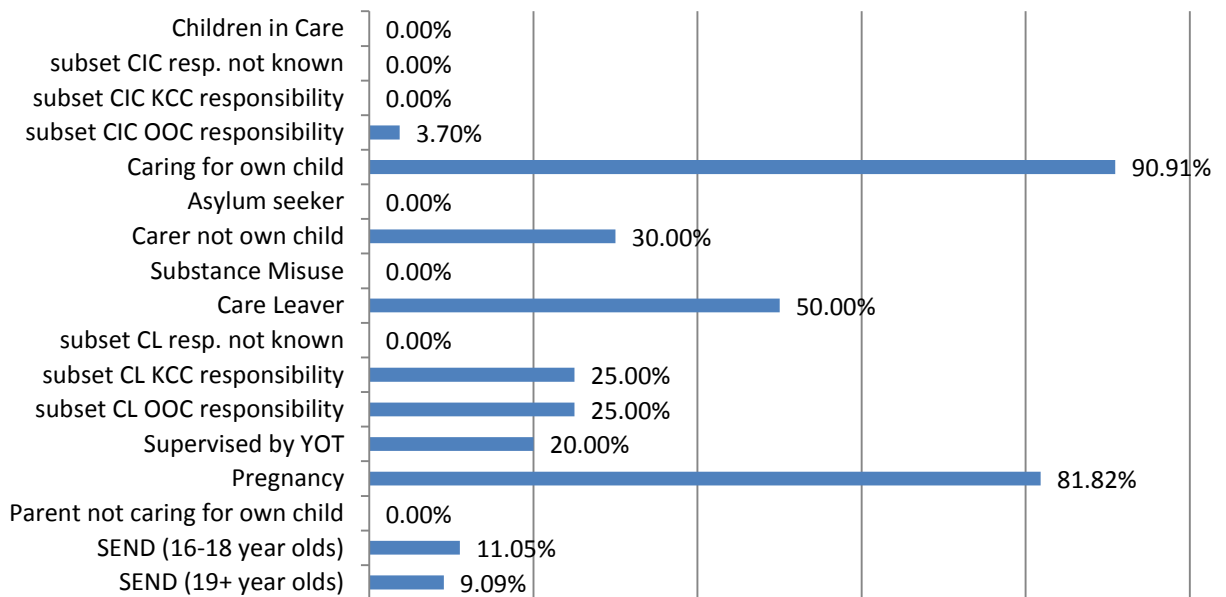
| 16-18 Year old NEET Leavers & Joiners | Aged 16 | Aged 17 | Aged 18 | 16-18 Total | Aged 19 |
|--|----------------|----------------|----------------|--------------------|----------------|
| Leaving NEET Total | 2 | 1 | 0 | 3 | 5 |
| Education | 0 | 0 | 0 | 0 | 0 |
| Employment | 2 | 1 | 0 | 3 | 0 |
| Government supported training | 0 | 0 | 0 | 0 | 0 |
| Re-engagement Provision | 0 | 0 | 0 | 0 | 0 |
| Transfer to another LA | 0 | 0 | 0 | 0 | 0 |
| Age reached where no active record required | 0 | 0 | 0 | 0 | 5 |
| Left England so no longer active record | 0 | 0 | 0 | 0 | 0 |
| Found to be a duplicate record | 0 | 0 | 0 | 0 | 0 |
| Deceased | 0 | 0 | 0 | 0 | 0 |
| Custodial Sentence | 0 | 0 | 0 | 0 | 0 |
| Cannot Be Contacted | 0 | 0 | 0 | 0 | 0 |
| Refused to disclose activity | 0 | 0 | 0 | 0 | 0 |
| Unknown Activity | 0 | 0 | 0 | 0 | 0 |
| Other Reason | 0 | 0 | 0 | 0 | 0 |
| Joining NEET Total | 5 | 2 | 1 | 8 | 0 |
| Education | 0 | 0 | 0 | 0 | 0 |
| Employment | 2 | 2 | 0 | 4 | 0 |
| Training | 0 | 0 | 0 | 0 | 0 |
| Re-engagement Provision | 0 | 0 | 0 | 0 | 0 |
| From other area | 0 | 0 | 0 | 0 | 0 |
| Other (inc custodial sentence) | 3 | 0 | 1 | 4 | 0 |
| Joiners>Leavers | -3 | -1 | -1 | -5 | 5 |

| 16-18 Year Old NEET Labour Market Summary | No | % |
|--|-----------|----------|
| Available: | | |
| Working not for reward | 3 | 1.84% |
| Not yet ready for work or learning | 1 | 0.61% |
| Start Date agreed (other) | 1 | 0.61% |
| Start Date agreed (RPA compliant) | 3 | 1.84% |
| Seeking EET | 155 | 95.09% |
| Available Total | 163 | 100% |
| Unavailable: | | |
| Young carers | 1 | 2.56% |
| Teenage parents | 9 | 23.08% |
| Illness | 20 | 51.28% |
| Pregnancy | 8 | 20.51% |
| Religious grounds | 0 | 0.00% |
| Unlikely to be economically active | 1 | 2.56% |
| Other reason | 0 | 0.00% |
| Unavailable Total | 39 | 100% |

NEET Leavers and Joiners



% of Vulnerable Cohorts who are NEET



Education and Young People's Services Performance Management

NEET Monthly Report - Tunbridge Wells

| 16-18 year old cohort by Vulnerable Group | Aug-16 | Jul-16 | Jun-16 | May-16 | Apr-16 | Mar-16 | Feb-16 | Jan-16 | Dec-15 | Nov-15 | Oct-15 | Sep-15 | Aug-15 |
|---|--------|--------|--------|--------|--------|--------|--------|--------|--------|--------|--------|--------|--------|
| Children in Care | 71 | 72 | 73 | 67 | 63 | 62 | 58 | 52 | 72 | 63 | 14 | 14 | 20 |
| subset CIC resp. not known | 0 | 0 | 0 | 0 | 0 | 0 | 0 | 0 | 0 | 0 | 0 | 0 | 0 |
| subset CIC KCC responsibility | 65 | 65 | 67 | 67 | 63 | 62 | 58 | 52 | 70 | 61 | 12 | 11 | 18 |
| subset CIC OOC responsibility | 0 | 0 | 0 | 0 | 0 | 0 | 0 | 0 | 2 | 2 | 2 | 3 | 2 |
| Caring for own child | 17 | 17 | 16 | 15 | 14 | 13 | 13 | 12 | 10 | 10 | 8 | 8 | 19 |
| Asylum seeker | 62 | 64 | 64 | 58 | 54 | 53 | 49 | 43 | 58 | 50 | 5 | 0 | 4 |
| Carer not own child | 7 | 7 | 7 | 6 | 6 | 6 | 6 | 6 | 6 | 6 | 6 | 5 | 6 |
| Substance Misuse | 2 | 2 | 2 | 2 | 2 | 2 | 2 | 2 | 3 | 3 | 3 | 3 | 4 |
| Care Leaver | 3 | 3 | 5 | 5 | 5 | 6 | 6 | 6 | 2 | 2 | 2 | 2 | 6 |
| subset CL resp. not known | 0 | 0 | 0 | 0 | 0 | 0 | 0 | 0 | 0 | 0 | 0 | 0 | 0 |
| subset CL KCC responsibility | 3 | 3 | 4 | 4 | 4 | 5 | 5 | 5 | 1 | 1 | 1 | 1 | 4 |
| subset CL OOC responsibility | 1 | 1 | 1 | 1 | 1 | 1 | 1 | 1 | 1 | 1 | 1 | 1 | 2 |
| Supervised by YOT | 8 | 8 | 9 | 7 | 7 | 7 | 6 | 8 | 8 | 4 | 15 | 15 | 17 |
| Pregnancy | 10 | 9 | 10 | 10 | 9 | 9 | 9 | 8 | 8 | 7 | 8 | 7 | 10 |
| Parent not caring for own child | 1 | 1 | 1 | 1 | 1 | 1 | 1 | 1 | 1 | 1 | 1 | 1 | 2 |
| SEND (16-18 year olds) | 140 | 138 | 136 | 133 | 133 | 134 | 133 | 132 | 132 | 128 | 133 | 129 | 139 |
| SEND (19+ year olds) | 9 | 16 | 17 | 18 | 21 | 23 | 24 | 28 | 31 | 34 | 39 | 43 | 225 |
| Total 16-18 cohort with at least one vulnerable group | 249 | 246 | 248 | 237 | 231 | 229 | 224 | 217 | 229 | 213 | 180 | 169 | 204 |

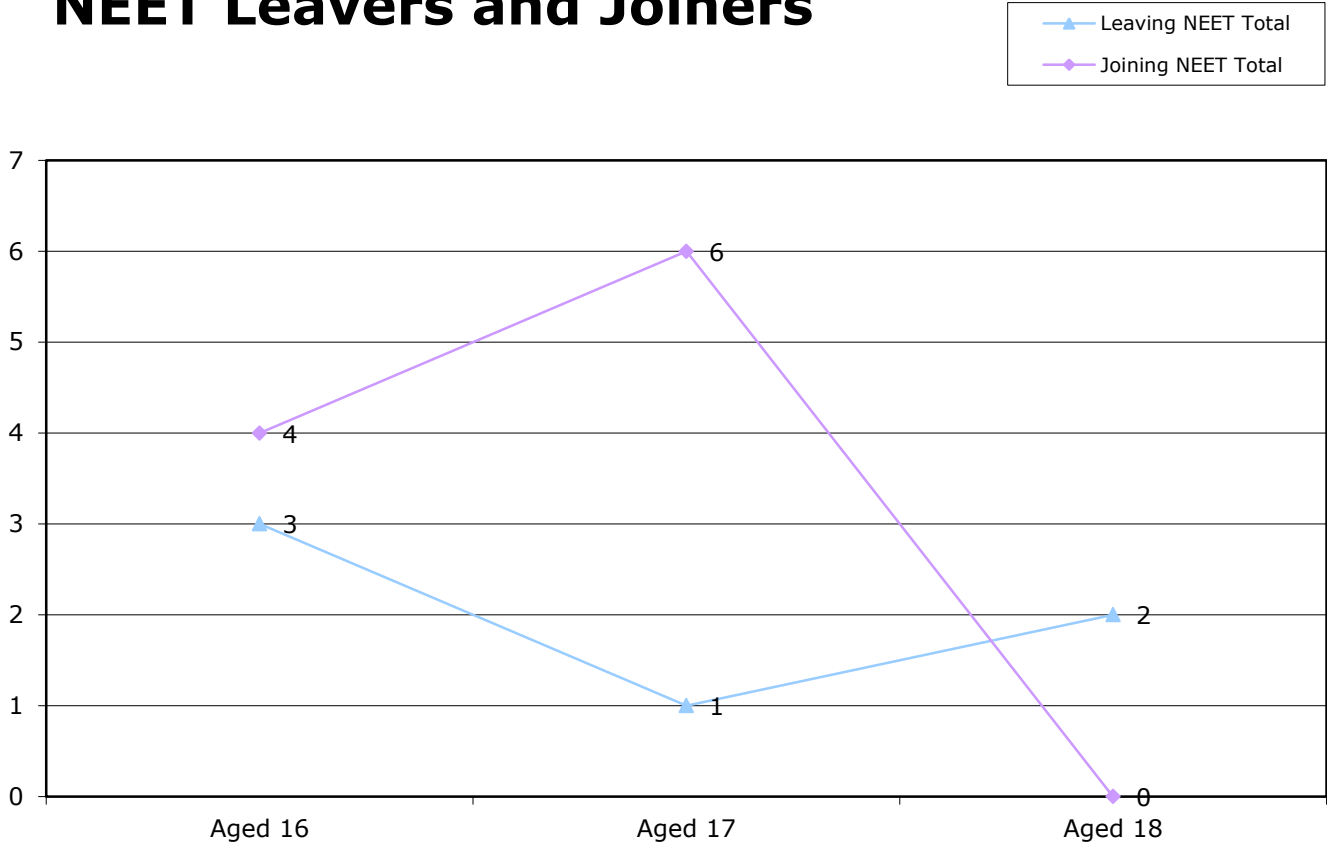
| 16-18 year old NEET by Vulnerable Group | Aug-16 | Jul-16 | Jun-16 | May-16 | Apr-16 | Mar-16 | Feb-16 | Jan-16 | Dec-15 | Nov-15 | Oct-15 | Sep-15 | Aug-15 |
|---|--------|--------|--------|--------|--------|--------|--------|--------|--------|--------|--------|--------|--------|
| Children in Care | 4 | 3 | 3 | 4 | 3 | 3 | 3 | 3 | 4 | 5 | 5 | 4 | 4 |
| subset CIC resp. not known | 0 | 0 | 0 | 0 | 0 | 0 | 0 | 0 | 0 | 0 | 0 | 0 | 0 |
| subset CIC KCC responsibility | 3 | 3 | 4 | 4 | 3 | 3 | 3 | 3 | 3 | 4 | 4 | 3 | 3 |
| subset CIC OOC responsibility | 0 | 0 | 0 | 0 | 0 | 0 | 0 | 0 | 1 | 1 | 1 | 1 | 1 |
| Caring for own child | 15 | 15 | 14 | 13 | 13 | 12 | 12 | 11 | 9 | 9 | 7 | 7 | 16 |
| Asylum seeker | 0 | 0 | 0 | 0 | 0 | 0 | 0 | 0 | 0 | 0 | 0 | 0 | 0 |
| Carer not own child | 3 | 2 | 2 | 1 | 1 | 1 | 1 | 1 | 1 | 1 | 1 | 1 | 1 |
| Substance Misuse | 2 | 2 | 2 | 2 | 2 | 2 | 2 | 2 | 2 | 2 | 2 | 2 | 2 |
| Care Leaver | 1 | 1 | 3 | 3 | 3 | 3 | 3 | 3 | 2 | 2 | 2 | 2 | 5 |
| subset CL resp. not known | 0 | 0 | 0 | 0 | 0 | 0 | 0 | 0 | 0 | 0 | 0 | 0 | 0 |
| subset CL KCC responsibility | 1 | 1 | 2 | 2 | 2 | 2 | 2 | 2 | 1 | 1 | 1 | 1 | 3 |
| subset CL OOC responsibility | 1 | 1 | 1 | 1 | 1 | 1 | 1 | 1 | 1 | 1 | 1 | 1 | 2 |
| Supervised by YOT | 6 | 4 | 4 | 3 | 2 | 2 | 2 | 4 | 4 | 1 | 6 | 6 | 8 |
| Pregnancy | 8 | 7 | 7 | 7 | 7 | 7 | 7 | 7 | 7 | 6 | 5 | 4 | 6 |
| Parent not caring for own child | 0 | 0 | 0 | 0 | 0 | 0 | 0 | 0 | 0 | 0 | 0 | 0 | 0 |
| SEND (16-18 year olds) | 23 | 21 | 21 | 20 | 17 | 14 | 13 | 12 | 10 | 8 | 9 | 10 | 12 |
| SEND (19+ year olds) | 0 | 2 | 2 | 3 | 3 | 3 | 3 | 4 | 4 | 4 | 4 | 4 | 33 |
| Total 16-18 NEET with at least one vulnerable group | 55 | 49 | 50 | 48 | 45 | 40 | 40 | 39 | 36 | 31 | 30 | 29 | 45 |

| 16-18 year old Not Knowns by Vulnerable Group | Aug-16 | Jul-16 | Jun-16 | May-16 | Apr-16 | Mar-16 | Feb-16 | Jan-16 | Dec-15 | Nov-15 | Oct-15 | Sep-15 | Aug-15 |
|--|--------|--------|--------|--------|--------|--------|--------|--------|--------|--------|--------|--------|--------|
| Children in Care | 5 | 1 | 0 | 2 | 0 | 0 | 0 | 0 | 4 | 5 | 5 | 10 | 8 |
| subset CIC resp. not known | 0 | 0 | 0 | 0 | 0 | 0 | 0 | 0 | 0 | 0 | 0 | 0 | 0 |
| subset CIC KCC responsibility | 3 | 3 | 0 | 2 | 0 | 0 | 0 | 0 | 3 | 4 | 4 | 8 | 7 |
| subset CIC OOC responsibility | 0 | 0 | 0 | 0 | 0 | 0 | 0 | 0 | 1 | 1 | 1 | 2 | 1 |
| Caring for own child | 1 | 1 | 1 | 1 | 0 | 0 | 0 | 0 | 0 | 0 | 1 | 1 | 2 |
| Asylum seeker | 6 | 1 | 0 | 2 | 0 | 0 | 0 | 0 | 0 | 1 | 0 | 0 | 2 |
| Carer not own child | 0 | 0 | 0 | 0 | 0 | 0 | 0 | 1 | 0 | 1 | 1 | 2 | 1 |
| Substance Misuse | 0 | 0 | 0 | 0 | 0 | 0 | 0 | 0 | 1 | 1 | 1 | 1 | 2 |
| Care Leaver | 1 | 0 | 0 | 0 | 0 | 0 | 0 | 0 | 0 | 0 | 0 | 0 | 1 |
| subset CL resp. not known | 0 | 0 | 0 | 0 | 0 | 0 | 0 | 0 | 0 | 0 | 0 | 0 | 0 |
| subset CL KCC responsibility | 0 | 0 | 0 | 0 | 0 | 0 | 0 | 0 | 0 | 0 | 0 | 0 | 1 |
| subset CL OOC responsibility | 0 | 0 | 0 | 0 | 0 | 0 | 0 | 0 | 0 | 0 | 0 | 0 | 0 |
| Supervised by YOT | 0 | 0 | 0 | 0 | 0 | 0 | 0 | 0 | 1 | 1 | 5 | 8 | 6 |
| Pregnancy | 0 | 0 | 0 | 0 | 0 | 0 | 0 | 0 | 0 | 1 | 3 | 3 | 2 |
| Parent not caring for own child | 0 | 0 | 0 | 0 | 0 | 0 | 0 | 0 | 0 | 0 | 0 | 1 | 2 |
| SEND (16-18 year olds) | 10 | 8 | 8 | 8 | 9 | 7 | 8 | 8 | 18 | 22 | 36 | 80 | 51 |
| SEND (19+ year olds) | 1 | 4 | 4 | 5 | 7 | 9 | 9 | 11 | 12 | 14 | 20 | 36 | 183 |
| Total not known with at least one vulnerable group | 17 | 10 | 9 | 11 | 9 | 7 | 8 | 9 | 19 | 26 | 47 | 99 | 69 |

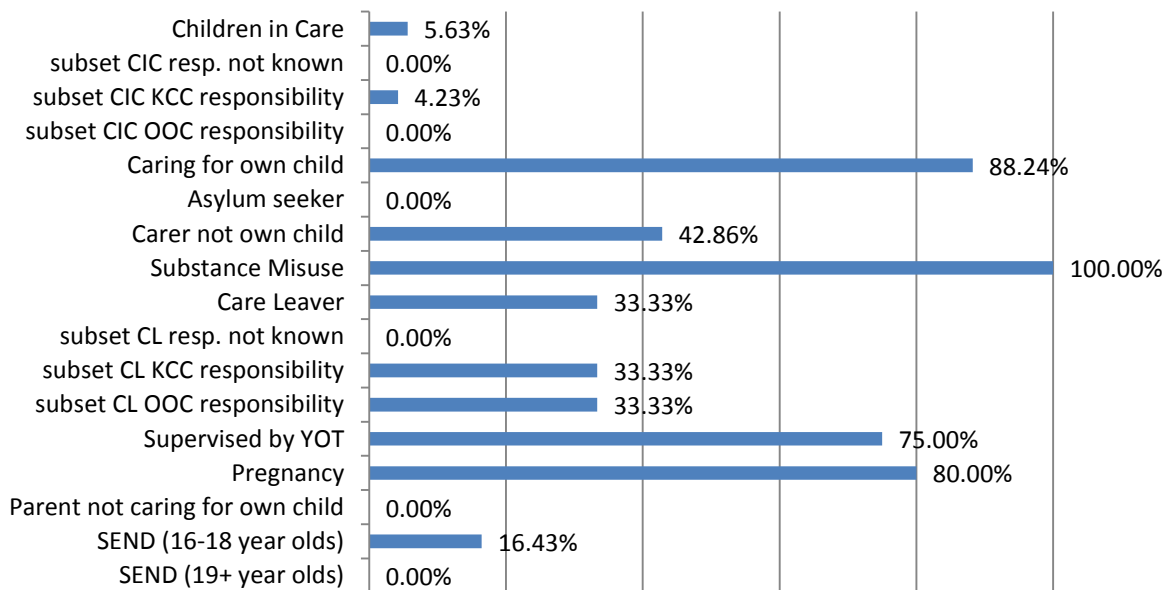
| 16-18 Year old NEET Leavers & Joiners | Aged 16 | Aged 17 | Aged 18 | 16-18 Total | Aged 19 |
|--|----------------|----------------|----------------|--------------------|----------------|
| Leaving NEET Total | 3 | 1 | 2 | 6 | 3 |
| Education | 0 | 0 | 0 | 0 | 0 |
| Employment | 2 | 1 | 1 | 4 | 0 |
| Government supported training | 0 | 0 | 0 | 0 | 0 |
| Re-engagement Provision | 1 | 0 | 0 | 1 | 0 |
| Transfer to another LA | 0 | 0 | 0 | 0 | 0 |
| Age reached where no active record required | 0 | 0 | 0 | 0 | 3 |
| Left England so no longer active record | 0 | 0 | 0 | 0 | 0 |
| Found to be a duplicate record | 0 | 0 | 0 | 0 | 0 |
| Deceased | 0 | 0 | 0 | 0 | 0 |
| Custodial Sentence | 0 | 0 | 0 | 0 | 0 |
| Cannot Be Contacted | 0 | 0 | 0 | 0 | 0 |
| Refused to disclose activity | 0 | 0 | 0 | 0 | 0 |
| Unknown Activity | 0 | 0 | 1 | 1 | 0 |
| Other Reason | 0 | 0 | 0 | 0 | 0 |
| Joining NEET Total | 4 | 6 | 0 | 10 | 0 |
| Education | 1 | 1 | 0 | 2 | 0 |
| Employment | 2 | 4 | 0 | 6 | 0 |
| Training | 0 | 0 | 0 | 0 | 0 |
| Re-engagement Provision | 0 | 1 | 0 | 1 | 0 |
| From other area | 0 | 0 | 0 | 0 | 0 |
| Other (inc custodial sentence) | 1 | 0 | 0 | 1 | 0 |
| Joiners>Leavers | -1 | -5 | 2 | -4 | 3 |

| 16-18 Year Old NEET Labour Market Summary | No | % |
|--|-----------|----------|
| Available: | | |
| Working not for reward | 4 | 2.16% |
| Not yet ready for work or learning | 15 | 8.11% |
| Start Date agreed (other) | 3 | 1.62% |
| Start Date agreed (RPA compliant) | 5 | 2.70% |
| Seeking EET | 158 | 85.41% |
| Available Total | 185 | 100% |
| Unavailable: | | |
| Young carers | 1 | 3.13% |
| Teenage parents | 8 | 25.00% |
| Illness | 19 | 59.38% |
| Pregnancy | 3 | 9.38% |
| Religious grounds | 0 | 0.00% |
| Unlikely to be economically active | 1 | 3.13% |
| Other reason | 0 | 0.00% |
| Unavailable Total | 32 | 100% |

NEET Leavers and Joiners



% of Vulnerable Cohorts who are NEET

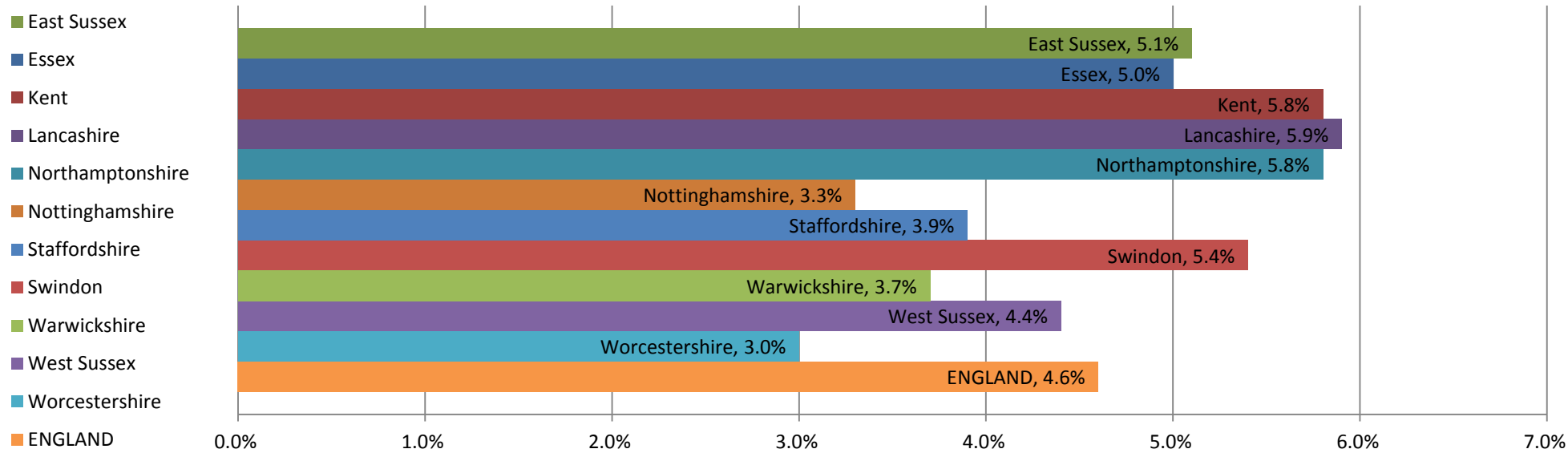


Education and Young People's Services Performance Management
Kent/National/Statistical Neighbours
AS AT July 2016

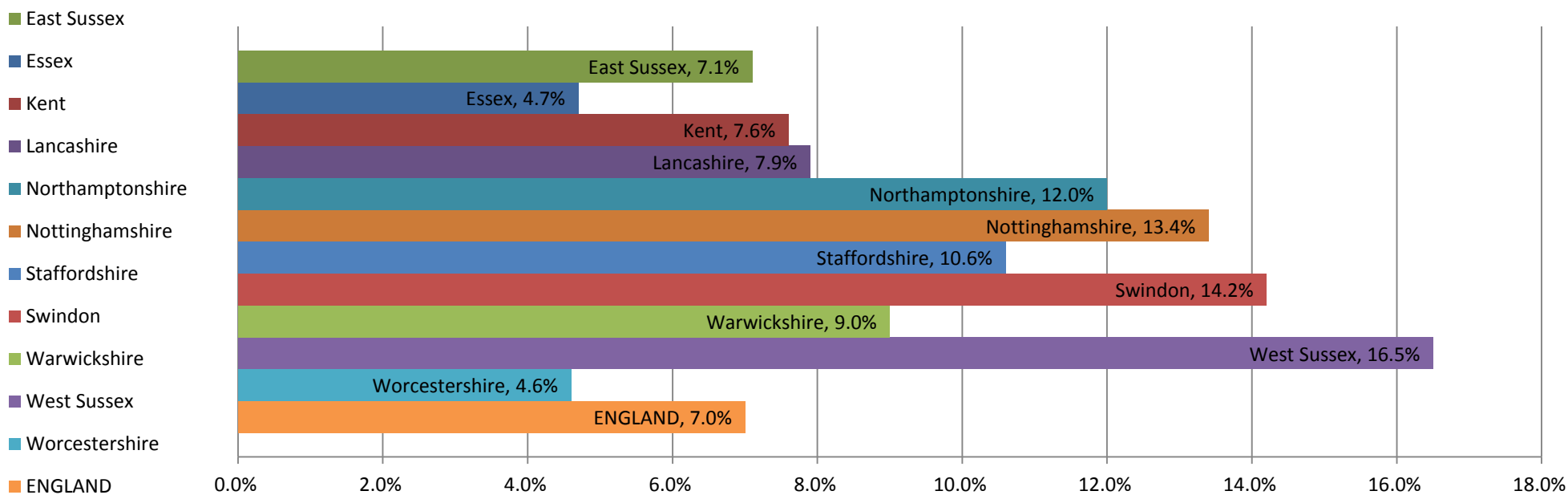
| | NEET | | Not known | | In learning | |
|----------------|---------------------------|------------------------------|-------------------------|------------------------------|----------------------------------|------------------------------|
| | % Academic Age16-18s NEET | % change over last 12 months | % Academic Age16-18s NK | % change over last 12 months | % Academic Age16-18s in learning | % change over last 12 months |
| ENGLAND | 4.6% | -14.8% | 7.0% | -47.0% | 83.2% | 8.7% |

| Name | NEET Ranked Position | Academic Age16-18 (Y12-Y14) NEET % | Y12 NEET% | Y13 NEET% | Y14 NEET% | N/K Ranked Position | Academic Age 16 - 18 (Y12-Y14) NK % | Y12 NK% | Y13 NK% | Y14 NK% | Academic Age 16 - 18 (Y12-14) In Learning % | Y12 In Learning % | Y13 In Learning % | Y14 In Learning % |
|---|----------------------|------------------------------------|-----------|-----------|-----------|---------------------|-------------------------------------|---------|---------|---------|---|-------------------|-------------------|-------------------|
| Kent | 9 | 5.8% | 3.7% | 5.3% | 8.3% | 4 | 7.6% | 3.6% | 6.9% | 12.4% | 76.3% | 89.5% | 80.9% | 58.9% |
| East Sussex | 7 | 5.1% | 3.3% | 4.4% | 7.6% | 3 | 7.1% | 0.9% | 4.8% | 15.4% | 80.4% | 94.6% | 86.9% | 60.5% |
| Essex | 6 | 5.0% | 3.5% | 4.4% | 7.3% | 2 | 4.7% | 1.5% | 4.0% | 8.6% | 79.9% | 92.6% | 85.6% | 61.7% |
| Lancashire | 11 | 5.9% | 3.8% | 5.7% | 8.3% | 5 | 7.9% | 4.4% | 6.4% | 12.6% | 82.1% | 90.4% | 85.6% | 70.9% |
| Northamptonshire | 10 | 5.8% | 3.2% | 5.6% | 8.9% | 8 | 12.0% | 3.5% | 9.3% | 23.4% | 79.5% | 92.8% | 83.6% | 62.0% |
| Nottinghamshire | 2 | 3.3% | 1.5% | 2.6% | 6.4% | 9 | 13.4% | 1.7% | 11.6% | 26.2% | 83.0% | 96.6% | 85.3% | 68.1% |
| Staffordshire | 4 | 3.9% | 2.7% | 3.2% | 5.8% | 7 | 10.6% | 1.2% | 7.2% | 22.7% | 81.6% | 94.8% | 86.8% | 64.1% |
| Swindon | 8 | 5.4% | 2.5% | 5.0% | 9.0% | 10 | 14.2% | 2.4% | 6.2% | 33.9% | 78.7% | 93.7% | 84.8% | 57.9% |
| Warwickshire | 3 | 3.7% | 2.2% | 3.3% | 5.6% | 6 | 9.0% | 2.9% | 4.9% | 18.2% | 84.5% | 94.2% | 89.9% | 70.7% |
| West Sussex | 5 | 4.4% | 1.5% | 3.1% | 9.5% | 11 | 16.5% | 5.5% | 14.0% | 29.8% | 78.5% | 92.6% | 82.8% | 60.2% |
| Worcestershire | 1 | 3.0% | 2.3% | 3.2% | 3.4% | 1 | 4.6% | 0.4% | 1.7% | 11.5% | 85.3% | 95.7% | 90.0% | 70.9% |
| Mean Indicator for Statistical neighbours | | 4.5% | 2.6% | 4.0% | 7.2% | | 10.0% | 2.4% | 7.0% | 20.2% | 81.4% | 93.8% | 86.1% | 64.7% |

Statistical Neighbours NEETs July 2016



Statistical Neighbours Not Knowns July 2016



Education and Young People's Services Performance Management NEET Monthly Report - Kent

| Year 11 intended destinations summary | Cohort total | Total not yet recorded | Total undecided | %age of total |
|---------------------------------------|--------------|------------------------|-----------------|---------------|
| Kent | 16650 | 946 | 935 | 11.3% |
| Ashford | 1375 | 65 | 44 | 7.9% |
| Canterbury | 1561 | 77 | 63 | 9.0% |
| Dartford | 1423 | 80 | 61 | 9.9% |
| Dover | 1343 | 86 | 74 | 11.9% |
| Gravesham | 1224 | 74 | 28 | 8.3% |
| Maidstone | 1891 | 79 | 37 | 6.1% |
| Sevenoaks | 451 | 61 | 54 | 25.5% |
| Shepway | 1095 | 53 | 85 | 12.6% |
| Swale | 1649 | 100 | 319 | 25.4% |
| Thanet | 1615 | 111 | 87 | 12.3% |
| Tonbridge & Malling | 1570 | 103 | 64 | 10.6% |
| Tunbridge Wells | 1453 | 57 | 19 | 5.2% |

| Year 11 September Guarantee summary | Cohort total | Total no offer made | %age of total |
|-------------------------------------|--------------|---------------------|---------------|
| Kent | 16685 | 862 | 5.2% |
| Ashford | 1378 | 81 | 5.9% |
| Canterbury | 1563 | 68 | 4.4% |
| Dartford | 1426 | 86 | 6.0% |
| Dover | 1353 | 50 | 3.7% |
| Gravesham | 1223 | 73 | 6.0% |
| Maidstone | 1899 | 73 | 3.8% |
| Sevenoaks | 448 | 56 | 12.5% |
| Shepway | 1105 | 40 | 3.6% |
| Swale | 1652 | 105 | 6.4% |
| Thanet | 1616 | 131 | 8.1% |
| Tonbridge & Malling | 1576 | 54 | 3.4% |
| Tunbridge Wells | 1446 | 45 | 3.1% |

| Year 12 September Guarantee summary | Cohort total | Total no offer made | %age of total |
|-------------------------------------|--------------|---------------------|---------------|
| Kent | 17360 | 2,915 | 16.8% |
| Ashford | 1592 | 251 | 15.8% |
| Canterbury | 1632 | 309 | 18.9% |
| Dartford | 1182 | 261 | 22.1% |
| Dover | 1254 | 229 | 18.3% |
| Gravesham | 1272 | 234 | 18.4% |
| Maidstone | 1814 | 274 | 15.1% |
| Sevenoaks | 1258 | 164 | 13.0% |
| Shepway | 1241 | 184 | 14.8% |
| Swale | 1702 | 359 | 21.1% |
| Thanet | 1662 | 347 | 20.9% |
| Tonbridge & Malling | 1459 | 168 | 11.5% |
| Tunbridge Wells | 1292 | 135 | 10.4% |