

Education and Young People's Services

Young People Not in Education, Employment or Training (NEET)

Monthly Report - May 2015

Produced by: Management Information Unit, KCC

Publication Date: 15-Jun-15

The figures are based on the monthly submission made to DfE via NCCIS for Kent County Council . Academic age is the age of the young person on 31st August (i.e.: prior to the start of the academic year). The figures include all 16 -18 year olds based on academic age with a Kent County Council area postcode as their primary address.



Executive Summary

NEETs as a percentage of the 16-18 academic age group (Year 12, 13 and 14)

The NEET percentage includes an adjustment factor which assumes that 8% of currency expired not knowns are assumed to be NEET.

March 2014	5.95	March 2015	5.68
April 2014	6.05	April 2015	6.00
May 2014	6.12	May 2015	6.08

Not Knowns as a percentage of the 16-18 academic age group (Year 12, 13 and 14)

March 2014	5.80	March 2015	9.62
April 2014	8.67	April 2015	9.74
May 2014	10.20	May 2015	9.61

Progress Tracking

The percentage of Not Knowns is now at its lowest since April 2014 and it has remained under 10% for the last 3 months. This is encouraging, as traditionally the number of Not Knowns begins to rise towards the end of the academic year. This progress is due to the embedding and maturing of new practices introduced in the last six months. It is anticipated that these foundations will have an even greater impact in the coming academic year of 2015/16.

Planned Tracking Activity

In preparation for academic year 2015/16, a series of county wide briefings for schools will take place in June and July. To date, 75 mainstream schools, 10 special schools and 3 PRUS are signed up to attend. Consultations with Kent Association of Further Education Colleges (KAFEC) and Kent Association of Training Organisations (KATO) have been held and new data collection processes agreed with both. By ensuring that all these organisations have clear processes to follow it is expected that there will be significant improvement in the number of Not Knowns.

The DfE have changed the requirement for recording young people at college. In previous years those finishing college could be recorded as being in a positive activity up until September, at which point, most then moved into the next positive destination. This year, most young people have been recorded as completing their college course at the end of July. As a consequence, there will be a significant increase in Not Knowns in July which cannot be compared with last year, but will compare with other Local Authorities July 2015 returns. How this will be managed, will be a key priority in June and July.

Troubled Families

- Kent's Troubled Families Programme (KTFP) has utilised Programme's funding to create three dedicated Employability Officer posts, that directly assist members of the families on the Programme reach their potential; supporting them in to training, work experience and apprenticeship opportunities, and ultimately put them on a path to work. These posts sit within and are line managed by the Kent Supported Employment team and work alongside the JobCentre Plus Troubled Families Employment Advisors.
- We have made available a small 'enabling pot' from KTFP funding to assist the Employability Officers in supporting young people taking up employment, training or an apprenticeship.
- KTFP funding has been used to establish a Saturday Job Scheme, enabling young people to be paid whilst gaining skills and experience; with the intention those who are successful are retained. This is coordinated by the Employability Officers.
- Funding for two Assisted Apprenticeship has also been secured from Skills and Employability team to support the Employability Officers and JobCentre Plus support for troubled families

Executive Summary - continued

Fair Access Team

- Fair Access Elective Home Education Officers (EHE) will write to all families of year 11 CYP who are registered as Electively Home Educated and will in agreement with the family, visit or telephone to discuss year 12 options available to them re further education, training, work experience and apprenticeship opportunities. The EHE officer will signpost CYP to Kentchoices4u and liaise with the local participation officer where the CYP requires support to enable them to access a suitable onward route.
- The EHE officer will record the onward route for the CYP on IYSS and contact the CYP in September to affirm the September Guarantee has been taken up.

Special Educational Needs

Young people with SEN who have an Education, Health and Care (EHC) Plan (or Statement of SEN up until 2018)

The Children and Families Act 2014 defines a young person as someone who is aged 16 and over and who has left compulsory education. The SEN Team are only responsible for young people who have an Education, Health and Care Plan (or until 2018 a SSEN) in place to support them in education.

Staff training:

- A further Trainer to be identified by SEN to deliver IYSS training in order to be able to respond quickly to changes in personnel – identified person will be given Train the Trainer training.
- All SEN Officers for Young People to be trained in the use of IYSS and accounts requested. A lead has been identified in each of the 4 areas who will also be trained in the use of IYSS to support the area to contribute to the county targets.

Sharing information:

- For all young people with an EHC Plan or SSEN who are post compulsory education (excluding Higher Education) up to the age of 25, SEN Officers for Young People will share information already known to SEN re; educational placement or provision (joiners and leavers) available to SEN from schools and/or college via the IYSS database.
- SEN Officer for Young People will update IYSS with September Guarantee information following the outcome of consultations with schools/colleges for young people with an EHC Plan/SSEN in year 11 and 12.
- SEN Officer will attend year 10 Annual Review meetings (wherever possible) to gather information re; plans for post 16 and update IYSS with intended destination information for young people with an EHC Plan/SSEN.
- When a young person who has an EHC Plan or SSEN leaves education, does not have plans to continue in education and becomes NEET, SEN Officer for young people will complete a referral to Early Help to enable the young person to access support. Their EHC Plan or SSEN will cease to be maintained by the LA at this point.

Working collaboratively:

- SEN teams will request support from the Participation Officers in their area, to become better informed of the wider educational opportunities available to young people with SEN – to invite to local Section Meetings.
- SEN teams will work more collaboratively with other services such as VSK, Social Services, Elective Home Education Officers, Schools, Colleges and other Post 16 providers to enable early identification of issues that could impact on a young person's continuation in education and reducing NEET and Not Known.

Education and Young People's Services Performance Management

NEET Monthly Report - Kent

16-18 year old NEET Summary	Total Cohort 16-18	No. NEET 16-18	% NEET 16-18	NEET Target 16-18 Jan 2016	Diff from target	% NEET Age 16	% NEET Age 17	% NEET Age 18	Not knowns				
									Acad age 16	Acad age 17	Acad age 18	Total	% of cohort
Kent	52,943	2,879	6.08%	2.50%	3.58%	3.10%	5.78%	9.67%	799	1,553	2,736	5,088	9.61%
Ashford	4,641	246	5.99%	2.10%	3.89%	2.71%	6.48%	9.10%	70	153	254	477	10.28%
Canterbury	4,843	278	6.38%	2.04%	4.34%	3.21%	6.09%	9.96%	74	113	256	443	9.15%
Dartford	3,492	161	5.09%	2.54%	2.55%	2.53%	4.06%	8.94%	40	115	135	290	8.30%
Dover	3,946	210	6.00%	2.79%	3.21%	3.74%	5.19%	9.24%	74	124	205	403	10.21%
Gravesham	3,985	244	6.80%	2.52%	4.28%	2.47%	7.65%	10.72%	45	107	228	380	9.54%
Maidstone	5,485	278	5.60%	2.49%	3.11%	2.17%	4.92%	9.85%	66	119	275	460	8.39%
Sevenoaks	3,480	127	4.26%	1.64%	2.62%	2.50%	4.79%	5.68%	72	126	199	397	11.41%
Shepway	3,881	229	6.61%	3.03%	3.58%	3.54%	6.32%	10.28%	71	112	210	393	10.13%
Swale	5,390	373	7.67%	3.04%	4.63%	4.09%	5.99%	13.43%	83	162	269	514	9.54%
Thanet	5,299	349	7.46%	3.49%	3.97%	4.00%	7.28%	11.73%	95	203	303	601	11.34%
Tonbridge & Malling	4,492	210	5.21%	1.67%	3.54%	3.05%	4.60%	8.34%	50	117	231	398	8.86%
Tunbridge Wells	4,009	174	4.81%	1.65%	3.16%	2.88%	5.25%	6.49%	59	102	171	332	8.28%

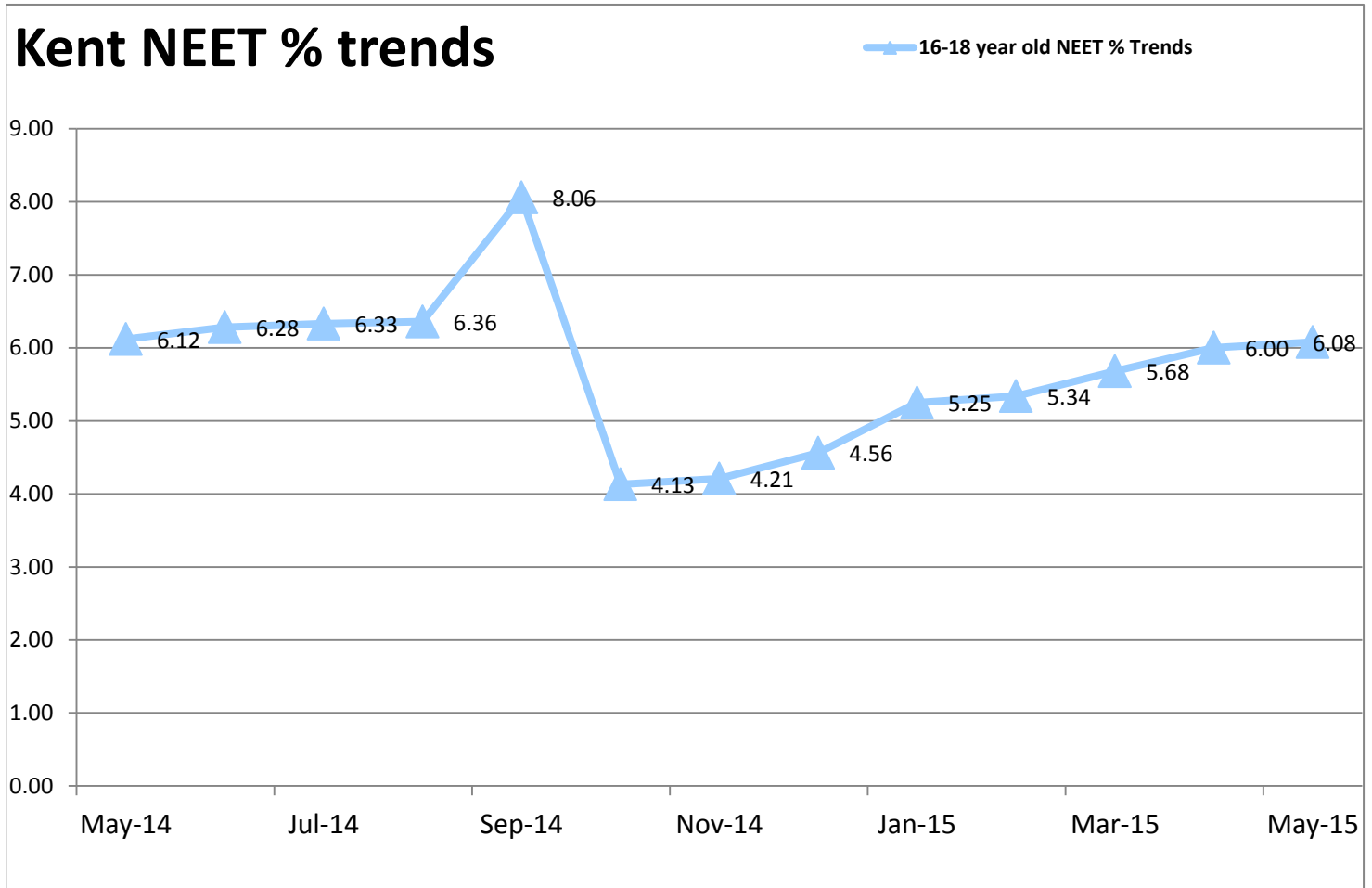
16-18 year old NEET % Trends	May-15	Apr-15	Mar-15	Feb-15	Jan-15	Dec-14	Nov-14	Oct-14	Sep-14	Aug-14	Jul-14	Jun-14	May-14
Kent	6.08	6.00	5.68	5.34	5.25	4.56	4.21	4.13	8.06	6.36	6.33	6.28	6.12
Ashford	5.99	5.93	5.55	4.99	4.78	4.29	4.30	3.83	8.34	6.33	6.29	5.99	5.76
Canterbury	6.38	6.17	5.74	5.20	4.98	4.48	3.86	3.93	7.90	5.27	5.21	5.09	5.00
Dartford	5.09	5.40	5.27	5.12	5.16	4.42	4.25	4.27	8.25	7.00	6.28	6.41	5.99
Dover	6.00	5.85	5.67	5.19	5.59	4.74	4.48	4.39	9.42	7.73	7.60	7.65	7.89
Gravesham	6.80	6.44	6.00	5.82	5.81	4.99	4.61	4.57	9.09	7.00	6.90	6.99	6.76
Maidstone	5.60	5.46	5.07	4.70	4.56	4.06	3.94	4.10	7.07	6.51	6.41	5.94	5.63
Sevenoaks	4.26	4.14	4.01	3.66	3.87	3.35	2.79	2.85	5.23	3.88	3.94	4.00	3.72
Shepway	6.61	6.99	6.89	6.53	6.07	5.06	4.68	4.71	9.42	7.17	7.39	7.18	7.09
Swale	7.67	7.55	7.33	7.22	7.15	6.51	6.00	5.76	10.63	7.95	7.78	7.57	7.25
Thanet	7.46	7.34	6.77	6.77	6.51	5.60	4.98	4.78	9.79	8.07	8.13	8.21	8.12
Tonbridge & Malling	5.21	4.99	4.72	4.35	4.25	3.48	3.17	3.05	5.57	4.73	4.52	4.72	4.77
Tunbridge Wells	4.81	4.80	4.37	3.63	3.55	2.91	2.65	2.57	4.93	4.39	4.69	4.88	4.67

16-18 year old Not Known % Trends	May-15	Apr-15	Mar-15	Feb-15	Jan-15	Dec-14	Nov-14	Oct-14	Sep-14	Aug-14	Jul-14	Jun-14	May-14
Kent	9.61	9.74	9.62	10.54	11.22	15.21	19.00	24.16	58.70	11.97	11.93	11.72	10.20
Ashford	10.28	10.08	9.89	9.89	10.57	14.98	18.73	25.79	56.67	11.39	11.91	10.12	8.33
Canterbury	9.15	8.97	8.36	9.22	10.03	13.57	15.62	23.73	59.44	8.87	8.16	8.36	7.92
Dartford	8.30	8.82	9.52	10.73	10.88	14.90	19.39	24.09	60.43	13.15	13.75	13.85	12.18
Dover	10.21	10.50	10.02	10.67	12.15	15.81	19.25	22.78	65.00	10.72	9.30	8.73	7.78
Gravesham	9.54	9.61	10.16	11.57	12.36	16.56	21.30	23.33	61.81	14.11	14.22	14.57	12.69
Maidstone	8.39	8.64	8.84	10.14	10.80	14.07	16.97	22.61	50.62	12.02	12.72	13.31	10.68
Sevenoaks	11.41	11.24	11.43	12.01	12.32	15.96	21.61	26.87	60.07	12.15	11.94	12.33	9.19
Shepway	10.13	9.92	9.64	10.28	11.36	16.01	21.59	24.23	54.45	13.39	12.93	13.15	12.22
Swale	9.54	9.48	9.03	10.76	11.13	15.40	18.66	26.39	57.95	13.52	13.97	13.21	11.69
Thanet	11.34	11.74	11.25	12.09	12.74	15.92	18.86	23.36	62.22	9.52	9.40	8.79	8.07
Tonbridge & Malling	8.86	9.29	8.86	10.05	10.64	14.99	19.07	23.75	59.21	13.79	13.56	13.61	12.37
Tunbridge Wells	8.28	8.68	8.98	9.34	9.89	14.93	19.13	23.25	59.06	11.96	11.93	11.43	9.82

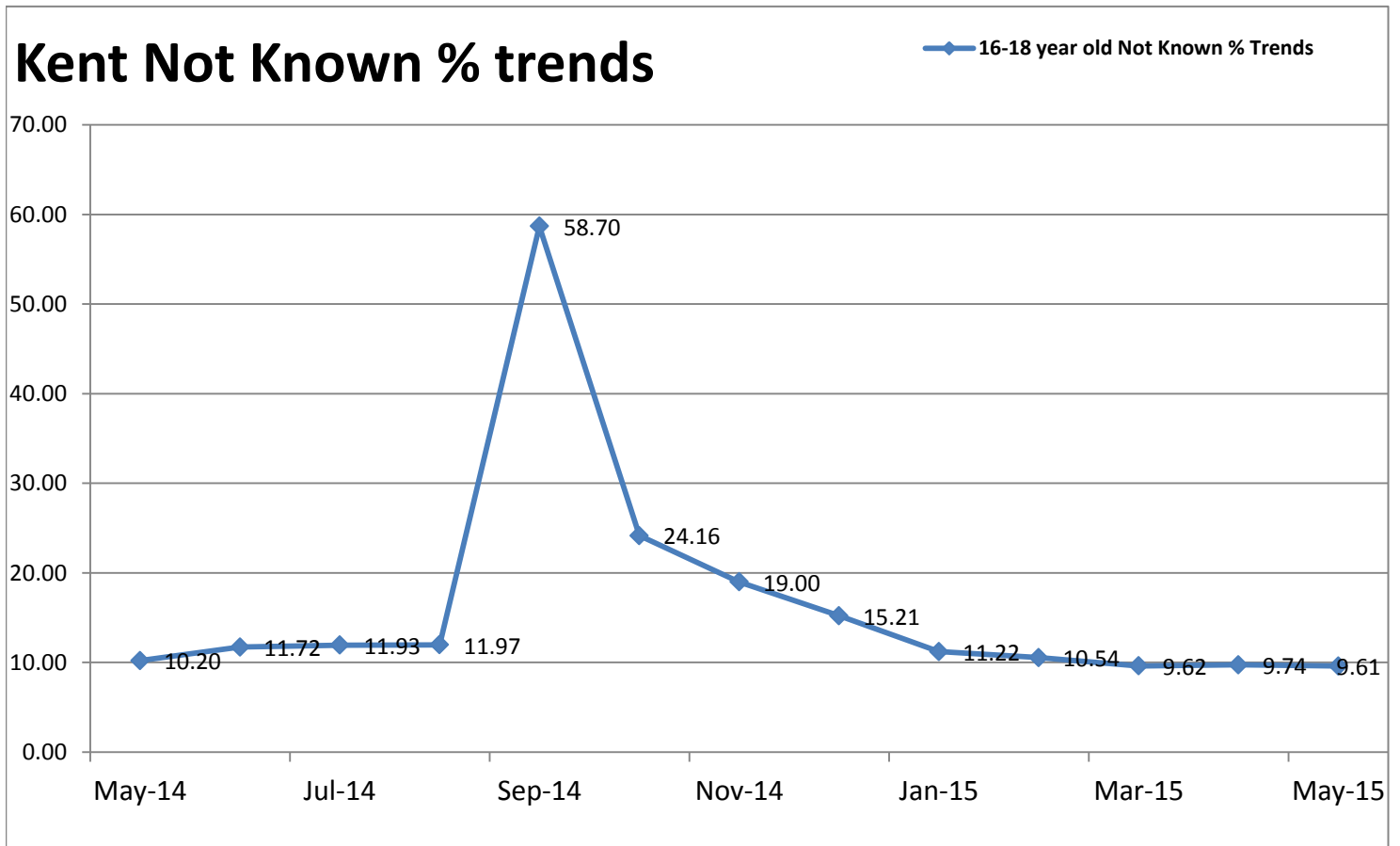
NEETs based on length of time in NEET	Equivalent - May 2014				
	0-6 weeks	7-13 weeks	14-26 weeks	27-52 weeks	52+ weeks
Kent	79	226	540	1090	944
Ashford	8	26	63	88	61
Canterbury	4	23	60	108	83
Dartford	7	2	28	57	67
Dover	6	18	36	80	70
Gravesham	8	15	36	89	96
Maidstone	7	28	41	100	102
Sevenoaks	2	11	26	53	35
Shepway	6	18	43	90	72
Swale	10	19	78	149	117
Thanet	13	30	52	133	121
Tonbridge & Malling	3	19	30	85	73
Tunbridge Wells	5	17	47	58	47

Progress RPA - Participating	
% Age 16	% Age 17
91.15%	80.79%
90.73%	76.34%
91.23%	82.93%
92.95%	82.92%
88.85%	81.88%
93.90%	81.98%
93.00%	83.87%
90.20%	79.55%
89.52%	79.30%
89.94%	79.53%
89.29%	77.84%
92.49%	82.00%
91.98%	81.94%

Kent NEET % trends



Kent Not Known % trends



Education and Young People's Services Performance Management

NEET Monthly Report - Kent

16-18 year old cohort by Vulnerable Group	May-15	Apr-15	Mar-15	Feb-15	Jan-15	Dec-14	Nov-14	Oct-14	Sep-14	Aug-14	Jul-14	Jun-14	May-14
Children in Care	668	667	666	672	673	678	692	680	688	747	746	714	698
Caring for own child	373	356	340	336	328	293	281	262	252	605	540	533	531
Asylum seeker	40	40	40	40	40	40	41	41	41	79	80	79	78
Carer not own child	88	87	83	79	77	72	73	73	71	84	84	84	86
Substance Misuse	73	72	72	72	71	71	101	99	98	136	149	160	163
Care Leaver	85	84	84	81	80	79	77	76	76	63	61	61	62
Supervised by YOT	242	239	237	236	231	257	289	285	259	166	180	181	201
Pregnancy	210	195	188	177	168	157	143	137	133	196	203	190	184
Parent not caring for own child	16	16	16	16	16	13	13	13	13	22	22	23	23
SEND (16-18 year olds)	2083	2082	2082	2088	2086	2087	2094	2106	2114	2283	2279	2098	2099
SEND (19+ year olds)	3895	3895	3895	3898	3898	3900	3901	3902	3902	3196	3257	3312	3377
Total 16-18 cohort with at least one vulnerable group	3418	3381	3356	3339	3316	3279	3309	3295	3276	3822	3781	3599	

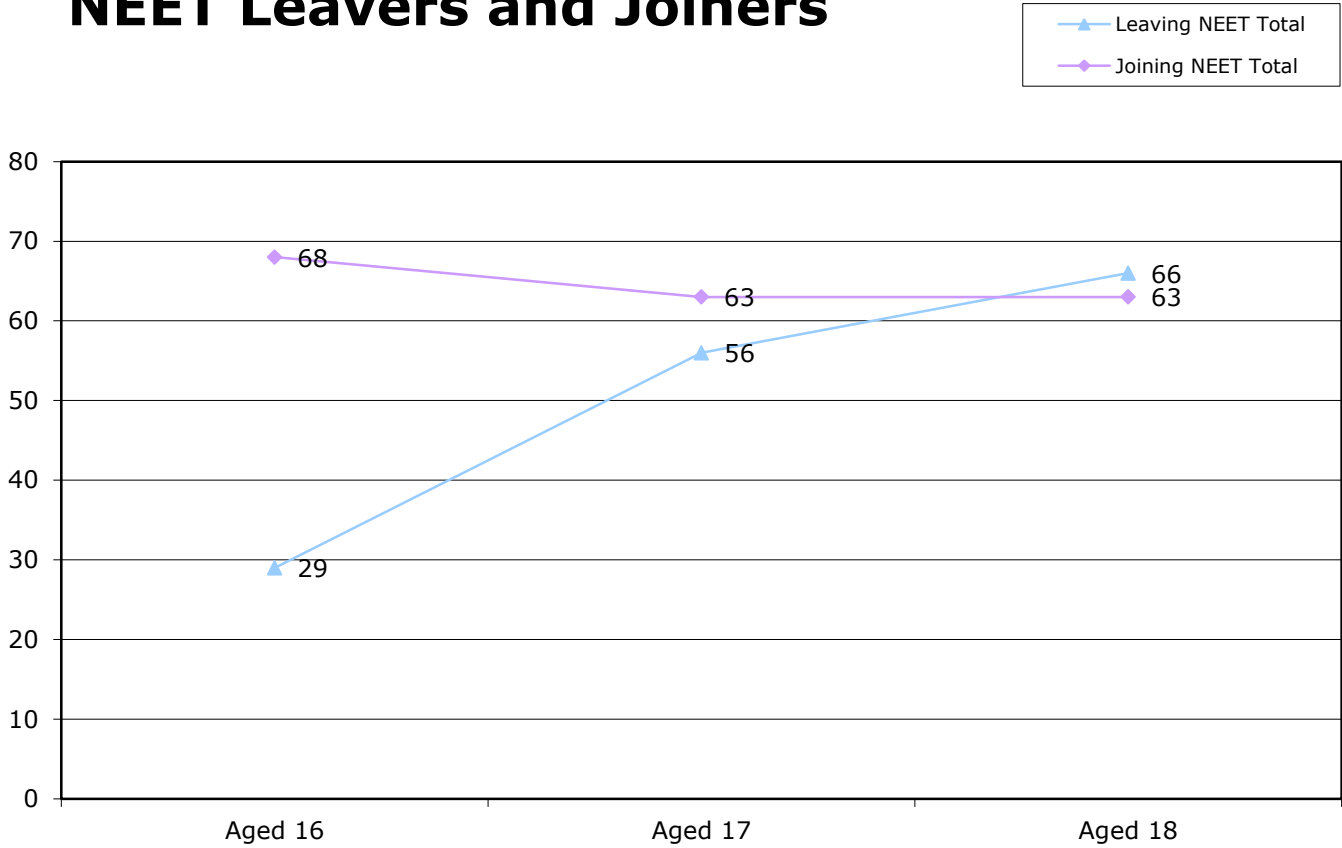
16-18 year old NEET by Vulnerable Group	May-15	Apr-15	Mar-15	Feb-15	Jan-15	Dec-14	Nov-14	Oct-14	Sep-14	Aug-14	Jul-14	Jun-14	May-14
Children in Care	116	114	107	98	97	94	91	78	98	165	159	159	154
Caring for own child	267	253	237	230	224	187	175	154	165	408	385	383	382
Asylum seeker	4	4	4	4	4	5	5	2	3	5	5	4	4
Carer not own child	31	30	28	25	23	21	18	17	18	29	30	28	28
Substance Misuse	16	14	14	11	14	12	19	15	18	32	47	60	60
Care Leaver	38	38	38	37	33	31	28	31	41	31	30	31	32
Supervised by YOT	89	83	83	77	75	85	75	57	47	63	71	77	80
Pregnancy	164	153	148	136	130	112	96	93	94	143	148	135	131
Parent not caring for own child	7	7	7	8	9	7	5	6	7	12	11	12	12
SEND (16-18 year olds)	198	191	193	174	168	166	154	147	157	295	305	256	252
SEND (19+ year olds)	841	836	837	833	834	830	826	841	858	748	725	735	748
Total 16-18 NEET with at least one vulnerable group	796	761	733	680	659	598	546	504	551	974	995	955	

16-18 year old Not Knowns by Vulnerable Group	May-15	Apr-15	Mar-15	Feb-15	Jan-15	Dec-14	Nov-14	Oct-14	Sep-14	Aug-14	Jul-14	Jun-14	May-14
Children in Care	115	107	97	99	95	99	169	189	424	77	80	87	72
Caring for own child	45	45	38	38	35	38	44	45	63	37	38	52	39
Asylum seeker	12	12	9	10	10	10	16	21	30	19	19	23	19
Carer not own child	16	14	10	9	9	8	9	11	39	7	5	8	8
Substance Misuse	16	15	12	12	11	5	30	31	57	20	26	32	29
Care Leaver	19	18	18	16	18	12	16	16	17	8	10	13	13
Supervised by YOT	26	15	12	5	1	8	72	78	123	23	30	25	27
Pregnancy	21	20	14	14	14	15	14	13	25	8	9	13	11
Parent not caring for own child	4	3	1	0	0	0	1	2	5	3	4	4	3
SEND (16-18 year olds)	314	298	279	284	304	337	404	463	1300	213	211	183	180
SEND (19+ year olds)	2693	2655	2548	2552	2529	2532	2520	2567	2875	1905	2019	2086	2153
Total not known with at least one vulnerable group	509	478	428	429	441	474	645	726	1820	374	361	374	

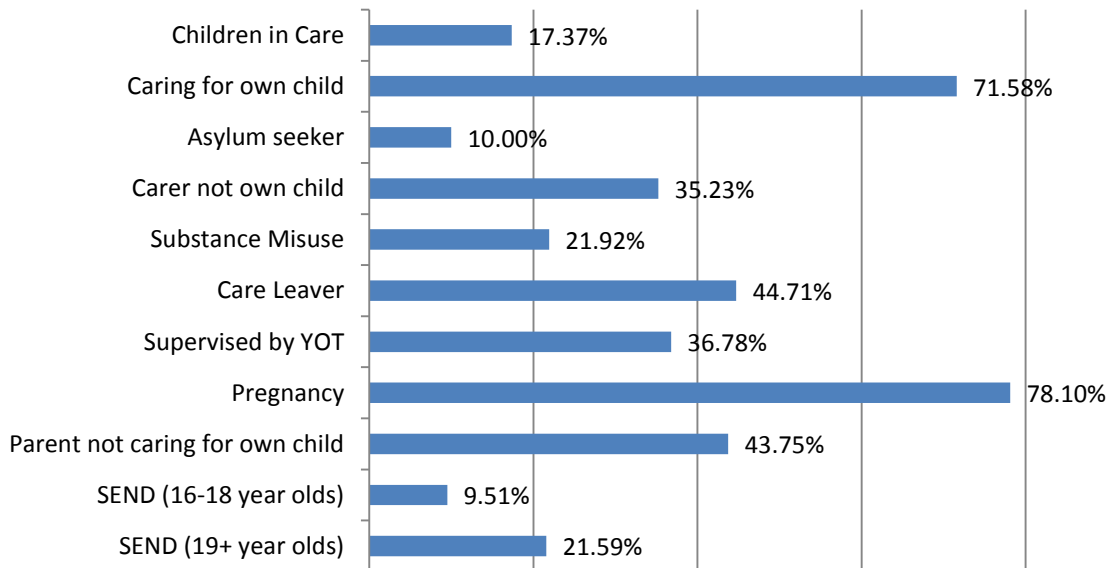
16-18 Year old NEET Leavers & Joiners	Aged 16	Aged 17	Aged 18	16-18 Total	Aged 19
Leaving NEET Total	29	56	66	151	87
Education	2	2	1	5	0
Employment	18	42	51	111	1
Government supported training	6	10	9	25	0
Re-engagement Provision	0	0	1	1	0
NEET in other area	2	0	0	2	0
Custodial Sentence	0	0	0	0	0
Moved Away	0	1	0	1	85
Cannot Be Contacted	0	1	0	1	0
Refused to disclose activity	0	0	0	0	0
Unknown Activity	0	0	0	0	0
Other Reason	1	0	4	5	1
Joining NEET Total	68	63	63	194	3
Education	30	13	9	52	2
Employment	11	13	17	41	0
Government supported training	11	14	3	28	0
Re-engagement Provision	0	0	0	0	0
NEET in other area	0	0	0	0	0
Other (inc custodial sentence)	16	23	34	73	1
Joiners>Leavers	-39	-7	3	-43	84

16-18 Year Old NEET Labour Market Summary	No	%
Available:		
Working not for reward	60	2.58%
Not yet ready for work or learning	137	5.88%
Start Date agreed (other)	4	0.17%
Start Date agreed (RPA compliant)	63	2.71%
Seeking EET	2064	88.66%
Available Total	2328	100%
Unavailable:		
Young carers	17	3.09%
Teenage parents	232	42.11%
Illness	181	32.85%
Pregnancy	113	20.51%
Religious grounds	0	0.00%
Unlikely to be economically active	8	1.45%
Other reason	0	0.00%
Unavailable Total	551	100%

NEET Leavers and Joiners



% of Vulnerable Cohorts who are NEET



Education and Young People's Services Performance Management

NEET Monthly Report - Ashford

16-18 year old cohort by Vulnerable Group	May-15	Apr-15	Mar-15	Feb-15	Jan-15	Dec-14	Nov-14	Oct-14	Sep-14	Aug-14	Jul-14	Jun-14	May-14
Children in Care	55	56	56	55	55	53	56	56	63	70	71	70	70
Caring for own child	26	23	23	23	22	18	15	13	12	35	34	34	34
Asylum seeker	4	4	4	4	4	4	4	4	4	10	10	10	10
Carer not own child	10	10	10	10	10	10	10	10	10	9	9	9	9
Substance Misuse	7	7	7	7	7	6	6	6	6	9	11	12	12
Care Leaver	5	5	5	5	4	4	5	5	5	10	9	9	9
Supervised by YOT	13	13	13	13	14	15	17	18	20	8	10	11	13
Pregnancy	14	13	12	11	10	11	9	9	8	14	14	14	14
Parent not caring for own child	0	0	0	0	0	0	1	1	1	2	2	2	2
SEND (16-18 year olds)	154	153	153	153	152	152	155	157	170	183	183	174	174
SEND (19+ year olds)	319	319	319	319	319	320	322	323	323	249	252	257	263
Total 16-18 cohort with at least one vulnerable group	254	251	250	248	246	242	242	244	257	301	302	293	

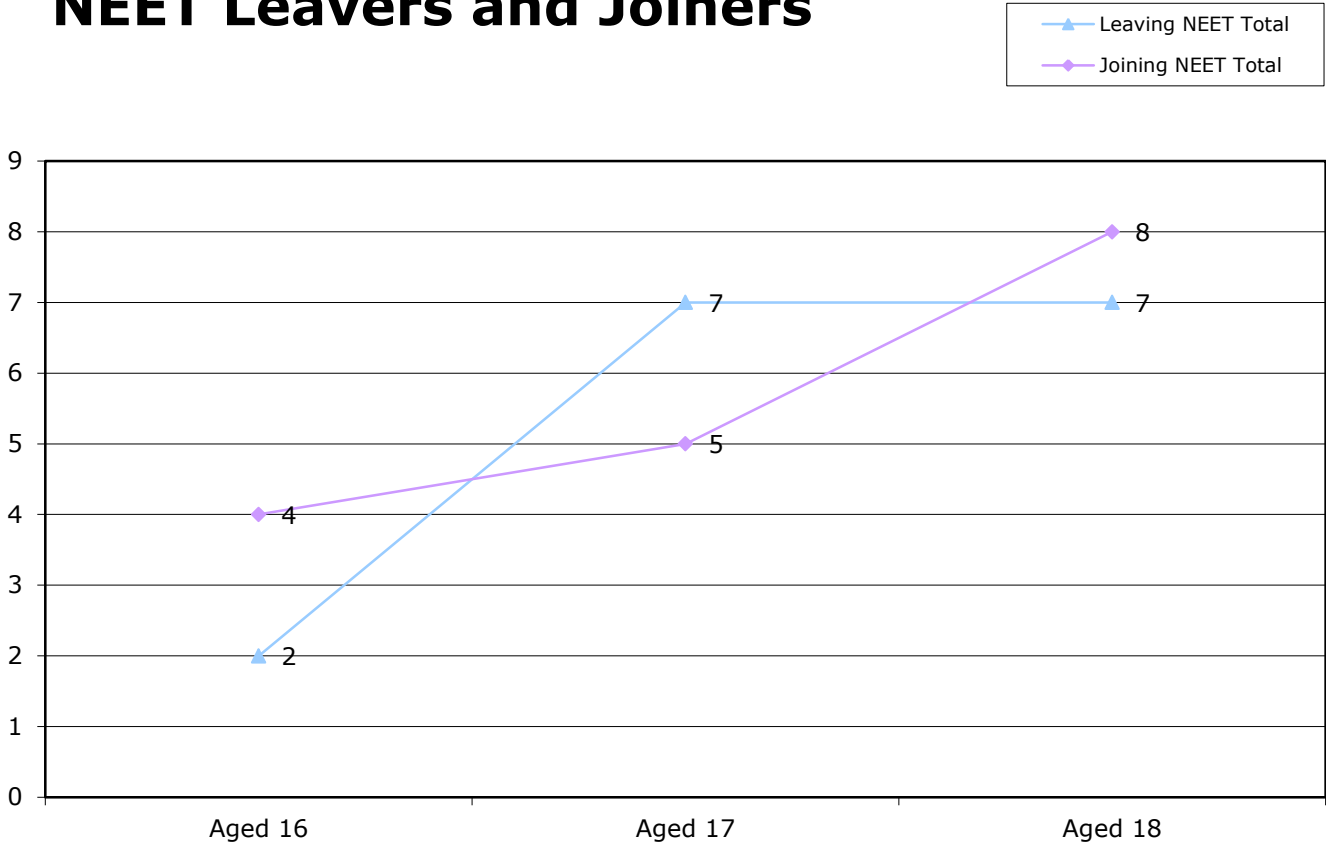
16-18 year old NEET by Vulnerable Group	May-15	Apr-15	Mar-15	Feb-15	Jan-15	Dec-14	Nov-14	Oct-14	Sep-14	Aug-14	Jul-14	Jun-14	May-14
Children in Care	13	14	14	12	12	9	9	7	12	15	16	17	17
Caring for own child	20	17	17	16	15	10	7	5	5	22	21	21	21
Asylum seeker	0	0	0	0	0	0	0	0	0	0	0	0	0
Carer not own child	1	1	1	1	1	1	1	1	1	1	1	2	2
Substance Misuse	4	4	4	3	3	2	2	2	2	1	5	6	6
Care Leaver	3	3	3	3	3	3	4	4	4	6	6	6	6
Supervised by YOT	5	5	5	5	4	3	5	3	3	9	2	4	4
Pregnancy	10	10	8	7	6	5	3	3	2	1	9	9	10
Parent not caring for own child	0	0	0	0	0	0	1	1	1		1	1	1
SEND (16-18 year olds)	14	12	10	10	10	9	10	8	10	26	27	22	23
SEND (19+ year olds)	40	40	39	40	40	41	47	49	50	37	37	37	37
Total 16-18 NEET with at least one vulnerable group	56	53	48	44	42	32	30	25	33	69	73	70	

16-18 year old Not Knowns by Vulnerable Group	May-15	Apr-15	Mar-15	Feb-15	Jan-15	Dec-14	Nov-14	Oct-14	Sep-14	Aug-14	Jul-14	Jun-14	May-14
Children in Care	12	12	11	8	6	6	13	14	37	8	7	6	5
Caring for own child	4	4	2	2	2	2	2	2	4	6	6	8	4
Asylum seeker	2	2	0	0	0	0	2	2	4	3	3	2	2
Carer not own child	3	2	1	1	1	1	1	1	7	1	1	1	1
Substance Misuse	1	1	1	0	0	0	0	1	3	0	0	0	0
Care Leaver	2	2	2	2	1	0	0	0	0	1	1	2	1
Supervised by YOT	3	1	1	1	1	2	1	4	7	1	2	2	1
Pregnancy	4	3	3	2	2	3	2	2	2	1	2	1	1
Parent not caring for own child	0	0	0	0	0	0	0	0	0	1	1	1	1
SEND (16-18 year olds)	23	22	21	20	20	26	32	37	96	20	19	16	14
SEND (19+ year olds)	247	244	233	234	232	235	239	243	272	179	181	186	191
Total not known with at least one vulnerable group	47	44	38	34	31	38	44	53	135	35	35	31	

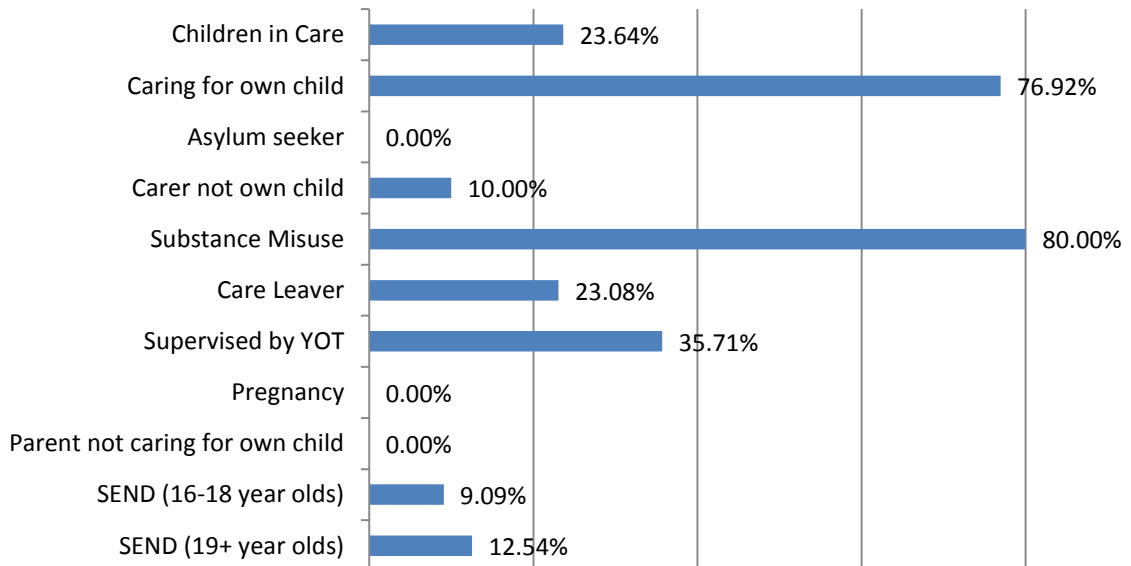
16-18 Year old NEET Leavers & Joiners	Aged 16	Aged 17	Aged 18	16-18 Total	Aged 19
Leaving NEET Total	2	7	7	16	8
Education	1	0	1	2	0
Employment	1	5	5	11	0
Government supported training	0	1	1	2	0
Re-engagement Provision	0	0	0	0	0
NEET in other area	0	0	0	0	0
Custodial Sentence	0	0	0	0	0
Moved Away	0	0	0	0	8
Cannot Be Contacted	0	1	0	1	0
Refused to disclose activity	0	0	0	0	0
Unknown Activity	0	0	0	0	0
Other Reason	0	0	0	0	0
Joining NEET Total	4	5	8	17	0
Education	0	0	1	1	0
Employment	1	2	1	4	0
Government supported training	1	0	0	1	0
Re-engagement Provision	0	0	0	0	0
NEET in other area	0	0	0	0	0
Other (inc custodial sentence)	2	3	6	11	0
Joiners>Leavers	-2	2	-1	-1	8

16-18 Year Old NEET Labour Market Summary	No	%
Available:		
Working not for reward	6	2.86%
Not yet ready for work or learning	7	3.33%
Start Date agreed (other)	0	0.00%
Start Date agreed (RPA compliant)	2	0.95%
Seeking EET	195	92.86%
Available Total	210	100%
Unavailable:		
Young carers	0	0.00%
Teenage parents	15	41.67%
Illness	13	36.11%
Pregnancy	7	19.44%
Religious grounds	0	0.00%
Unlikely to be economically active	1	2.78%
Other reason	0	0.00%
Unavailable Total	36	100%

NEET Leavers and Joiners



% of Vulnerable Cohorts who are NEET



Education and Young People's Services Performance Management

NEET Monthly Report - Canterbury

16-18 year old cohort by Vulnerable Group	May-15	Apr-15	Mar-15	Feb-15	Jan-15	Dec-14	Nov-14	Oct-14	Sep-14	Aug-14	Jul-14	Jun-14	May-14
Children in Care	81	80	80	81	82	83	87	88	90	97	96	92	91
Caring for own child	33	33	31	32	32	28	28	26	23	45	37	37	36
Asylum seeker	7	7	7	7	6	6	7	7	7	13	13	13	12
Carer not own child	4	4	4	4	4	4	4	4	4	5	5	5	5
Substance Misuse	9	9	9	9	9	9	10	10	10	12	12	13	13
Care Leaver	6	6	6	6	7	7	6	6	6	1	1	1	1
Supervised by YOT	20	19	19	19	16	18	23	24	22	15	16	17	19
Pregnancy	20	20	20	18	16	13	10	11	9	17	15	14	14
Parent not caring for own child	0	0	0	1	1	0	0	0	0	1	1	1	1
SEND (16-18 year olds)	224	223	223	224	223	222	220	223	222	234	233	220	219
SEND (19+ year olds)	345	345	345	346	346	346	345	344	344	285	291	297	305
Total 16-18 cohort with at least one vulnerable group	349	348	346	345	341	334	337	341	338	377	369	356	

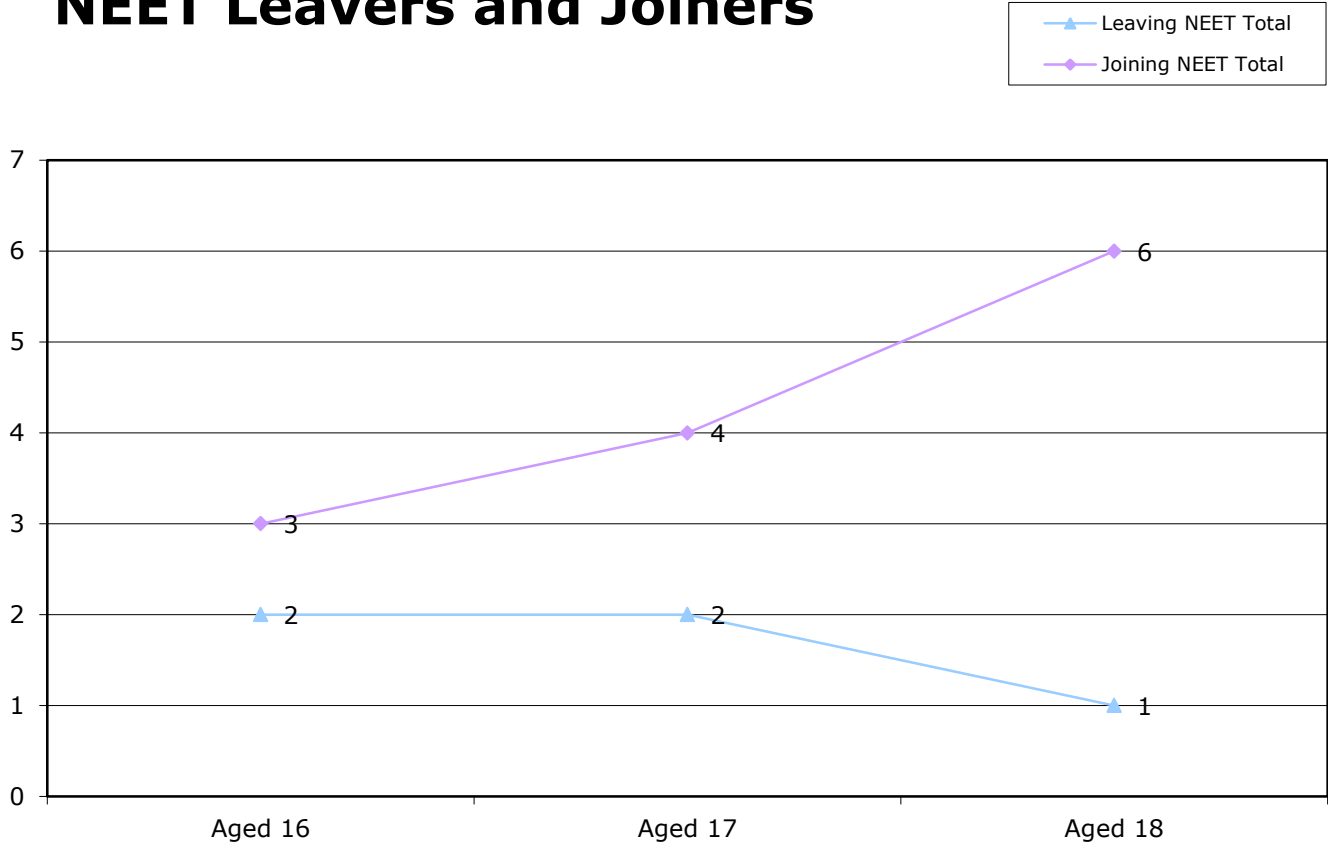
16-18 year old NEET by Vulnerable Group	May-15	Apr-15	Mar-15	Feb-15	Jan-15	Dec-14	Nov-14	Oct-14	Sep-14	Aug-14	Jul-14	Jun-14	May-14
Children in Care	14	12	11	11	10	9	9	9	8	12	11	10	10
Caring for own child	20	20	18	18	19	14	14	12	14	25	25	25	24
Asylum seeker	1	1	1	1	1	1	1	0	0	0	0	0	0
Carer not own child	0	0	0	0	0	0	0	0	0	1	1	1	1
Substance Misuse	1	1	1	1	0	0	0	0	2	2	3	3	3
Care Leaver	5	5	5	5	2	2	2	2	4	0	0	0	0
Supervised by YOT	8	7	7	6	3	4	3	5	5	3	4	5	5
Pregnancy	19	19	19	17	15	12	9	10	8	13	12	11	11
Parent not caring for own child	0	0	0	1	1	0	0	0	0	0	0	0	0
SEND (16-18 year olds)	25	23	25	23	21	18	18	20	19	30	29	24	22
SEND (19+ year olds)	77	77	77	77	78	77	75	76	80	71	74	75	77
Total 16-18 NEET with at least one vulnerable group	77	74	73	67	59	49	45	49	51	72	72	67	

16-18 year old Not Knowns by Vulnerable Group	May-15	Apr-15	Mar-15	Feb-15	Jan-15	Dec-14	Nov-14	Oct-14	Sep-14	Aug-14	Jul-14	Jun-14	May-14
Children in Care	11	11	9	11	12	13	18	20	66	9	9	12	10
Caring for own child	6	6	5	5	5	6	7	7	7	2	1	5	1
Asylum seeker	3	3	2	2	2	2	3	4	6	1	1	2	1
Carer not own child	0	0	0	0	0	0	0	0	2	0	0	0	0
Substance Misuse	2	2	2	2	2	2	3	3	6	0	0	1	0
Care Leaver	0	0	0	0	2	1	0	0	0	0	0	1	1
Supervised by YOT	0	0	0	0	0	0	7	5	9	1	1	2	3
Pregnancy	0	0	0	0	0	0	0	0	1	0	0	0	0
Parent not caring for own child	0	0	0	0	0	0	0	0	0	0	0	0	0
SEND (16-18 year olds)	31	29	27	30	30	33	34	39	154	19	18	16	17
SEND (19+ year olds)	218	216	208	210	214	216	208	209	250	166	169	176	189
Total not known with at least one vulnerable group	47	45	40	44	47	50	61	66	213	29	27	33	

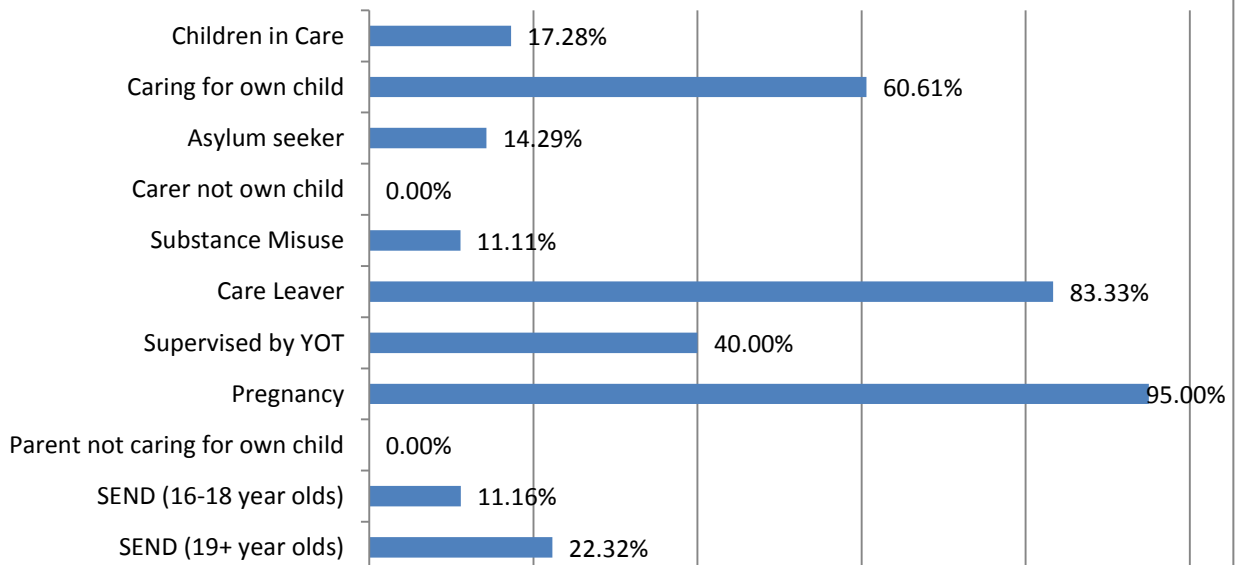
16-18 Year old NEET Leavers & Joiners	Aged 16	Aged 17	Aged 18	16-18 Total	Aged 19
Leaving NEET Total	2	2	1	5	5
Education	0	0	0	0	0
Employment	2	1	1	4	0
Government supported training	0	1	0	1	0
Re-engagement Provision	0	0	0	0	0
NEET in other area	0	0	0	0	0
Custodial Sentence	0	0	0	0	0
Moved Away	0	0	0	0	5
Cannot Be Contacted	0	0	0	0	0
Refused to disclose activity	0	0	0	0	0
Unknown Activity	0	0	0	0	0
Other Reason	0	0	0	0	0
Joining NEET Total	3	4	6	13	0
Education	1	2	0	3	0
Employment	1	2	3	6	0
Government supported training	0	0	0	0	0
Re-engagement Provision	0	0	0	0	0
NEET in other area	0	0	0	0	0
Other (inc custodial sentence)	1	0	3	4	0
Joiners>Leavers	-1	-2	-5	-8	5

16-18 Year Old NEET Labour Market Summary	No	%
Available:		
Working not for reward	8	3.79%
Not yet ready for work or learning	11	5.21%
Start Date agreed (other)	0	0.00%
Start Date agreed (RPA compliant)	3	1.42%
Seeking EET	189	89.57%
Available Total	211	100%
Unavailable:		
Young carers	0	0.00%
Teenage parents	19	28.36%
Illness	33	49.25%
Pregnancy	15	22.39%
Religious grounds	0	0.00%
Unlikely to be economically active	0	0.00%
Other reason	0	0.00%
Unavailable Total	67	100%

NEET Leavers and Joiners



% of Vulnerable Cohorts who are NEET



Education and Young People's Services Performance Management

NEET Monthly Report - Dartford

16-18 year old cohort by Vulnerable Group	May-15	Apr-15	Mar-15	Feb-15	Jan-15	Dec-14	Nov-14	Oct-14	Sep-14	Aug-14	Jul-14	Jun-14	May-14
Children in Care	25	24	25	26	25	28	30	28	31	29	28	27	27
Caring for own child	14	14	14	14	14	13	13	11	10	22	22	21	21
Asylum seeker	1	1	1	1	1	1	1	0	0	0	0	0	0
Carer not own child	5	5	5	5	5	5	5	5	5	6	6	6	7
Substance Misuse	1	1	1	1	1	1	2	2	2	3	3	4	4
Care Leaver	2	2	2	2	2	2	2	2	2	2	2	2	2
Supervised by YOT	9	9	9	10	10	12	14	14	15	11	11	10	11
Pregnancy	3	3	3	3	3	3	2	3	3	7	7	8	7
Parent not caring for own child	1	1	1	1	1	1	1	0	0	0	0	0	0
SEND (16-18 year olds)	113	113	114	114	115	116	115	114	119	137	137	128	128
SEND (19+ year olds)	248	248	248	248	248	248	248	248	248	205	211	216	220
Total 16-18 cohort with at least one vulnerable group	164	163	165	166	166	167	167	163	169	196	196	189	

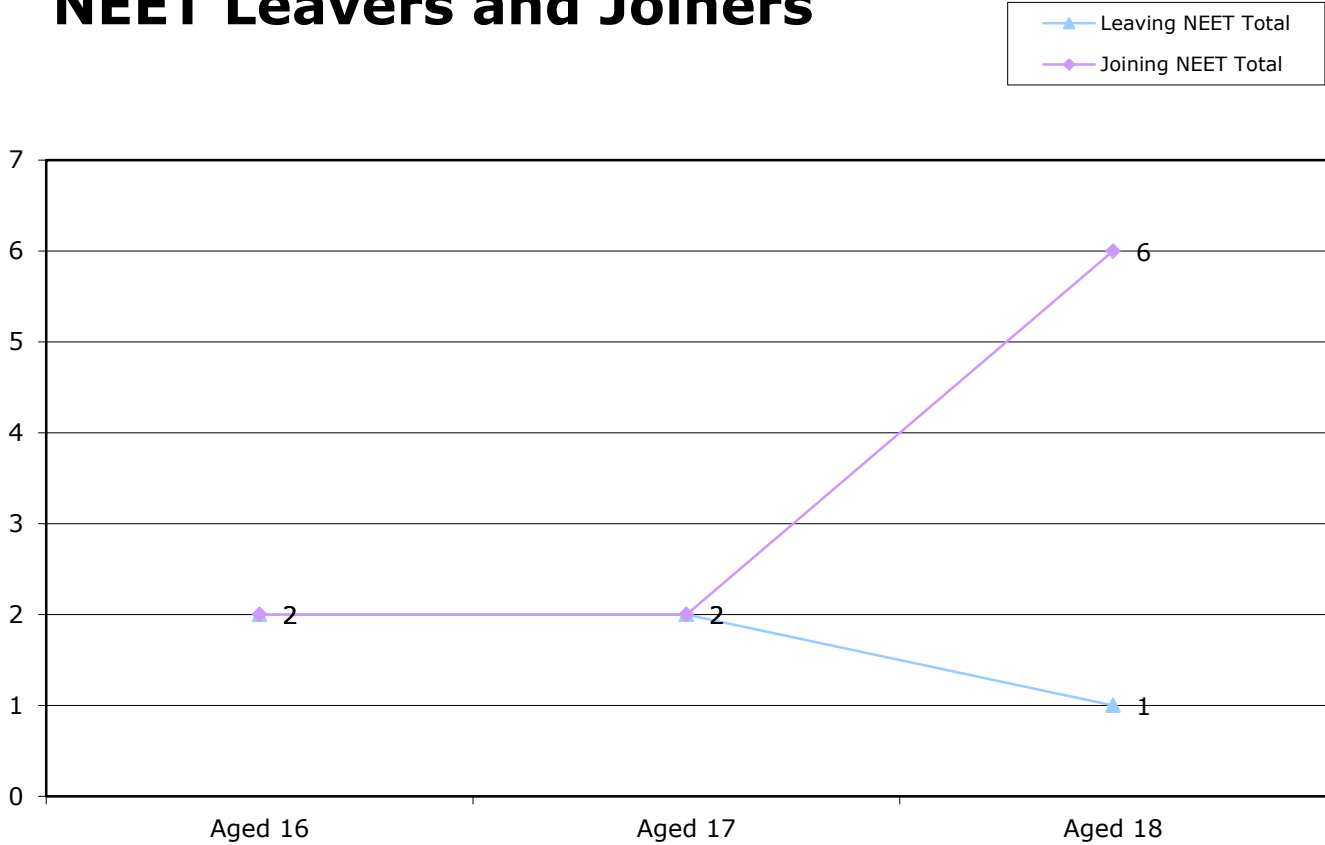
16-18 year old NEET by Vulnerable Group	May-15	Apr-15	Mar-15	Feb-15	Jan-15	Dec-14	Nov-14	Oct-14	Sep-14	Aug-14	Jul-14	Jun-14	May-14
Children in Care	5	5	5	5	5	6	8	5	6	6	6	4	5
Caring for own child	13	13	13	13	13	12	12	10	9	20	20	19	19
Asylum seeker	1	1	1	1	1	1	1	0	0	0	0	0	0
Carer not own child	1	1	1	1	1	2	2	2	2	3	3	3	3
Substance Misuse	0	0	0	0	0	0	0	0	0	1	1	2	2
Care Leaver	0	0	0	0	0	0	0	0	0	1	1	1	1
Supervised by YOT	3	2	2	4	4	4	3	2	2	4	4	3	3
Pregnancy	2	2	2	2	2	2	1	2	2	5	5	6	5
Parent not caring for own child	1	1	1	1	1	1	1	0	0	0	0	0	0
SEND (16-18 year olds)	5	4	5	4	4	5	4	4	6	12	13	12	13
SEND (19+ year olds)	40	40	40	40	40	40	40	40	41	35	35	37	38
Total 16-18 NEET with at least one vulnerable group	27	25	26	26	26	27	26	21	23	42	44	43	

16-18 year old Not Knowns by Vulnerable Group	May-15	Apr-15	Mar-15	Feb-15	Jan-15	Dec-14	Nov-14	Oct-14	Sep-14	Aug-14	Jul-14	Jun-14	May-14
Children in Care	6	6	6	5	5	6	9	10	17	4	5	6	7
Caring for own child	1	1	1	1	1	1	1	1	0	0	0	1	0
Asylum seeker	0	0	0	0	0	0	0	0	0	0	0	0	0
Carer not own child	2	2	2	2	1	1	1	1	2	1	1	1	1
Substance Misuse	1	1	1	1	1	1	2	2	1	0	1	1	1
Care Leaver	2	2	2	2	2	2	2	2	2	1	1	1	1
Supervised by YOT	1	1	1	0	0	0	3	4	8	0	0	0	1
Pregnancy	1	1	1	1	1	0	0	0	0	0	0	0	0
Parent not caring for own child	0	0	0	0	0	0	0	0	0	0	0	0	0
SEND (16-18 year olds)	14	13	12	13	16	19	22	23	68	11	11	10	9
SEND (19+ year olds)	185	185	182	182	181	173	175	175	186	127	137	146	149
Total not known with at least one vulnerable group	25	24	23	23	25	28	34	36	89	15	17	17	

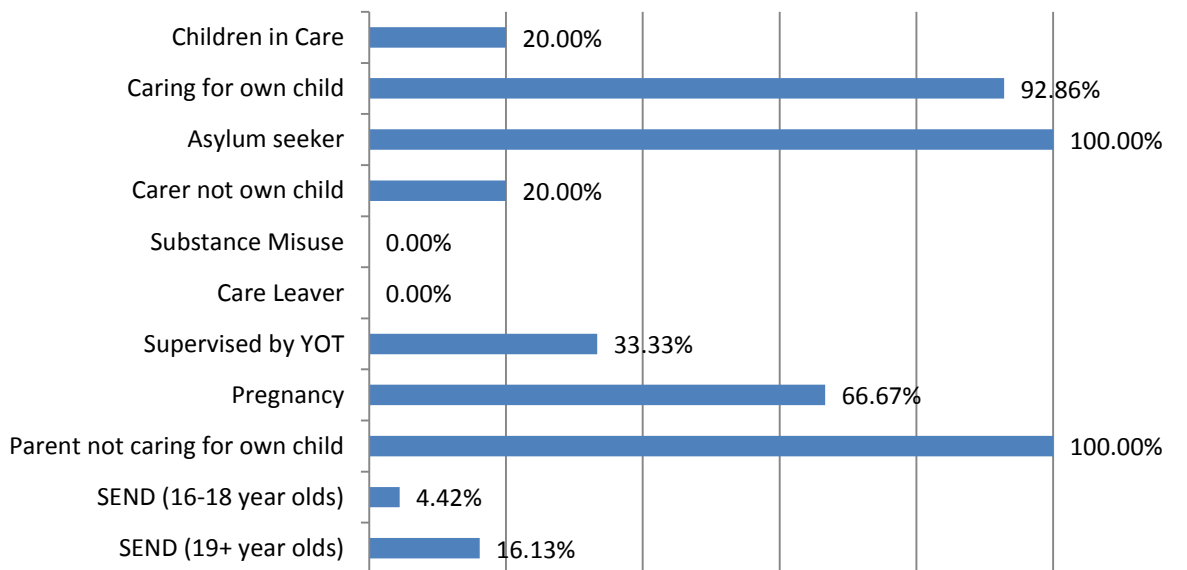
16-18 Year old NEET Leavers & Joiners	Aged 16	Aged 17	Aged 18	16-18 Total	Aged 19
Leaving NEET Total	2	2	1	5	5
Education	0	0	0	0	0
Employment	2	1	1	4	0
Government supported training	0	1	0	1	0
Re-engagement Provision	0	0	0	0	0
NEET in other area	0	0	0	0	0
Custodial Sentence	0	0	0	0	0
Moved Away	0	0	0	0	5
Cannot Be Contacted	0	0	0	0	0
Refused to disclose activity	0	0	0	0	0
Unknown Activity	0	0	0	0	0
Other Reason	0	0	0	0	0
Joining NEET Total	2	2	6	10	0
Education	0	0	0	0	0
Employment	1	2	3	6	0
Government supported training	0	0	0	0	0
Re-engagement Provision	0	0	0	0	0
NEET in other area	0	0	0	0	0
Other (inc custodial sentence)	1	0	3	4	0
Joiners>Leavers	0	0	-5	-5	5

16-18 Year Old NEET Labour Market Summary	No	%
Available:		
Working not for reward	8	3.79%
Not yet ready for work or learning	11	5.21%
Start Date agreed (other)	0	0.00%
Start Date agreed (RPA compliant)	3	1.42%
Seeking EET	189	89.57%
Available Total	211	100%
Unavailable:		
Young carers	0	0.00%
Teenage parents	19	28.36%
Illness	33	49.25%
Pregnancy	15	22.39%
Religious grounds	0	0.00%
Unlikely to be economically active	0	0.00%
Other reason	0	0.00%
Unavailable Total	67	100%

NEET Leavers and Joiners



% of Vulnerable Cohorts who are NEET



Education and Young People's Services Performance Management
NEET Monthly Report - Dover

16-18 year old cohort by Vulnerable Group	May-15	Apr-15	Mar-15	Feb-15	Jan-15	Dec-14	Nov-14	Oct-14	Sep-14	Aug-14	Jul-14	Jun-14	May-14
Children in Care	52	54	54	56	56	59	61	58	63	64	62	60	59
Caring for own child	41	39	36	34	34	31	29	27	27	69	65	64	64
Asylum seeker	4	4	4	4	4	4	4	4	4	6	6	6	6
Carer not own child	6	6	6	6	6	5	4	4	4	7	7	7	7
Substance Misuse	16	15	15	15	15	17	22	22	21	27	29	35	35
Care Leaver	10	10	10	10	10	10	7	7	8	5	5	5	4
Supervised by YOT	29	30	31	31	30	39	41	40	36	25	26	27	27
Pregnancy	22	22	23	20	20	18	17	17	17	23	23	23	21
Parent not caring for own child	2	2	2	2	2	2	2	3	3	4	4	4	4
SEND (16-18 year olds)	177	179	179	180	180	181	185	190	199	187	187	171	170
SEND (19+ year olds)	341	341	341	341	341	340	341	341	341	297	305	311	316
Total 16-18 cohort with at least one vulnerable group	311	310	309	306	305	308	310	310	317	345	343	332	

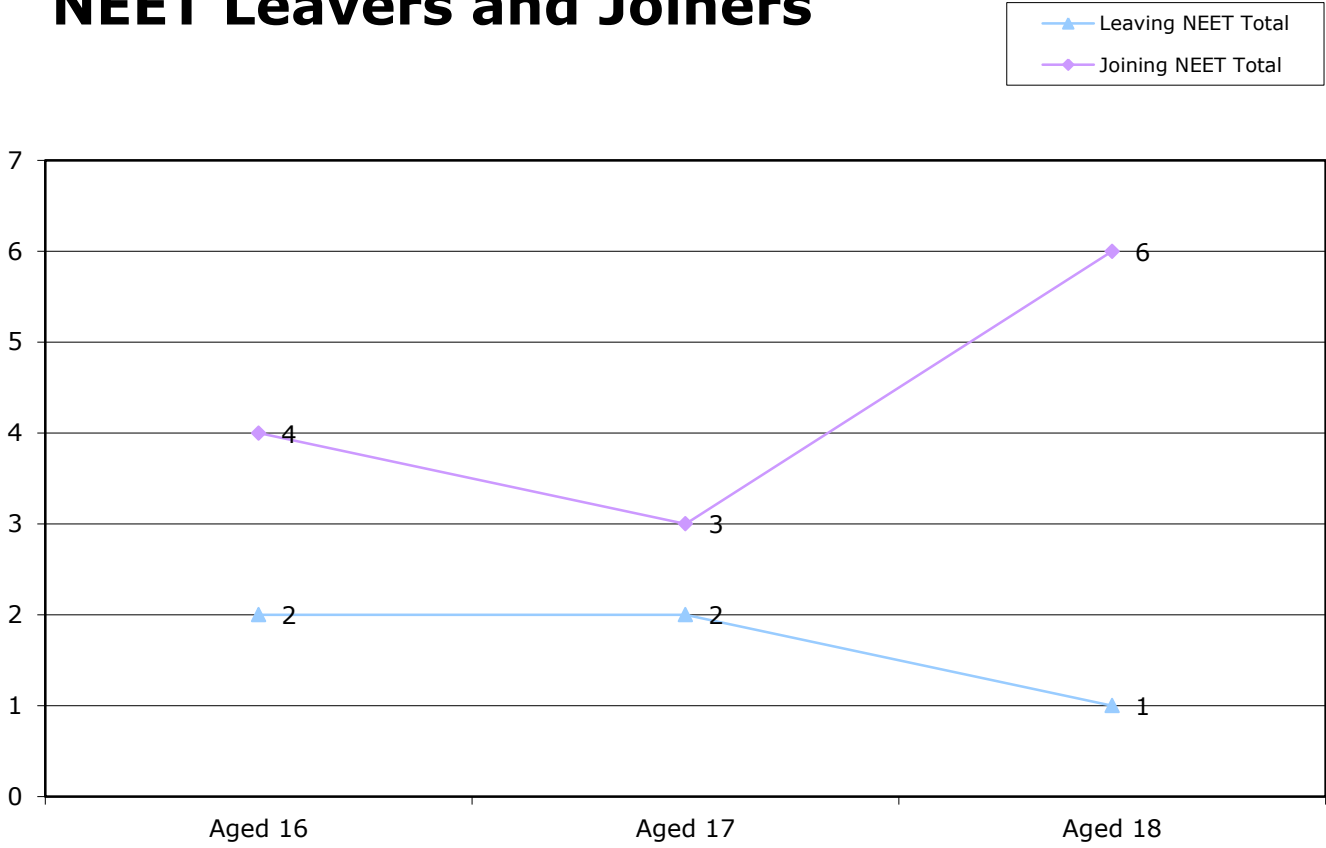
16-18 year old NEET by Vulnerable Group	May-15	Apr-15	Mar-15	Feb-15	Jan-15	Dec-14	Nov-14	Oct-14	Sep-14	Aug-14	Jul-14	Jun-14	May-14
Children in Care	10	10	11	7	9	9	9	9	10	20	17	17	15
Caring for own child	23	23	20	19	21	20	18	16	16	50	45	44	44
Asylum seeker	0	0	0	0	0	0	0	0	0	0	0	0	0
Carer not own child	2	2	2	2	2	1	0	0	1	2	2	3	3
Substance Misuse	3	2	2	2	3	4	4	3	2	5	7	13	13
Care Leaver	7	7	7	7	7	6	4	4	4	2	2	3	2
Supervised by YOT	10	9	11	10	12	17	19	14	11	11	13	14	12
Pregnancy	17	18	19	16	15	13	12	3	13	18	17	17	16
Parent not caring for own child	1	1	1	1	1	2	1	1	1	2	2	2	2
SEND (16-18 year olds)	18	17	19	15	13	16	17	16	18	30	32	29	28
SEND (19+ year olds)	95	94	95	95	95	96	96	96	98	84	84	86	87
Total 16-18 NEET with at least one vulnerable group	76	75	75	65	67	65	62	56	57	109	108	109	

16-18 year old Not Knowns by Vulnerable Group	May-15	Apr-15	Mar-15	Feb-15	Jan-15	Dec-14	Nov-14	Oct-14	Sep-14	Aug-14	Jul-14	Jun-14	May-14
Children in Care	7	7	9	10	10	10	19	19	40	7	7	5	4
Caring for own child	7	7	6	6	6	5	5	5	10	1	2	2	2
Asylum seeker	3	3	3	3	3	3	3	3	4	2	2	2	2
Carer not own child	3	3	2	1	1	1	1	1	2	1	0	0	0
Substance Misuse	3	2	1	1	1	0	5	5	14	5	6	9	9
Care Leaver	2	2	2	2	2	1	2	2	2	0	0	0	0
Supervised by YOT	0	0	0	0	0	3	8	8	16	4	3	2	1
Pregnancy	4	4	4	4	3	3	3	3	4	1	1	2	2
Parent not caring for own child	0	0	0	0	0	0	1	2	2	1	1	1	0
SEND (16-18 year olds)	32	32	30	32	38	39	46	55	136	11	9	5	5
SEND (19+ year olds)	221	218	208	208	207	206	207	215	237	177	185	190	195
Total not known with at least one vulnerable group	54	53	49	50	55	56	74	82	194	22	21	21	

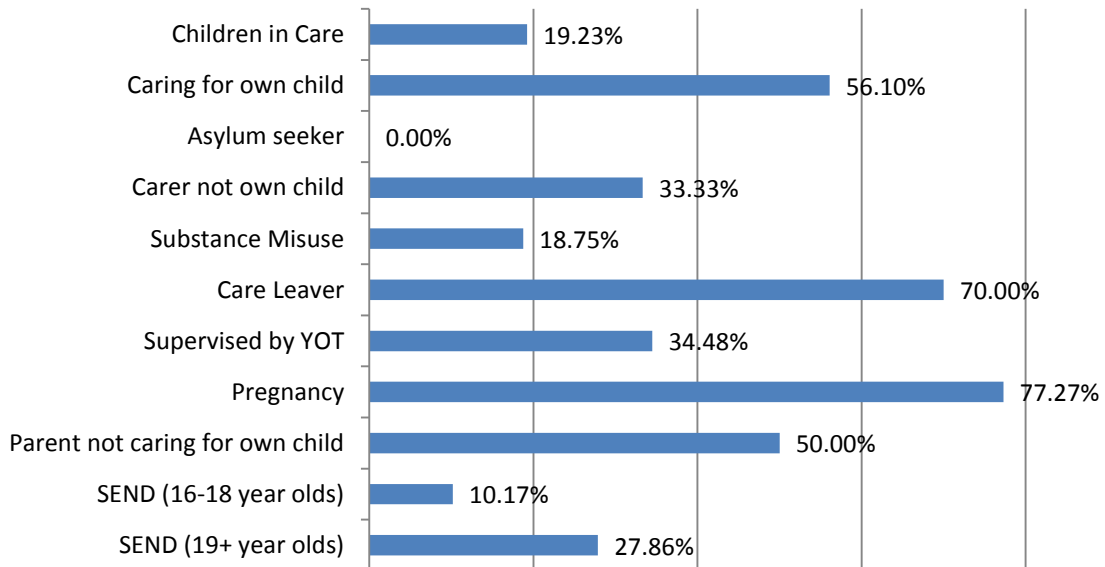
16-18 Year old NEET Leavers & Joiners	Aged 16	Aged 17	Aged 18	16-18 Total	Aged 19
Leaving NEET Total	2	2	1	5	5
Education	0	0	0	0	0
Employment	2	1	1	4	0
Government supported training	0	1	0	1	0
Re-engagement Provision	0	0	0	0	0
NEET in other area	0	0	0	0	0
Custodial Sentence	0	0	0	0	0
Moved Away	0	0	0	0	5
Cannot Be Contacted	0	0	0	0	0
Refused to disclose activity	0	0	0	0	0
Unknown Activity	0	0	0	0	0
Other Reason	0	0	0	0	0
Joining NEET Total	4	3	6	13	0
Education	2	1	0	3	0
Employment	1	2	3	6	0
Government supported training	0	0	0	0	0
Re-engagement Provision	0	0	0	0	0
NEET in other area	0	0	0	0	0
Other (inc custodial sentence)	1	0	3	4	0
Joiners>Leavers	-2	-1	-5	-8	5

16-18 Year Old NEET Labour Market Summary	No	%
Available:		
Working not for reward	8	3.79%
Not yet ready for work or learning	11	5.21%
Start Date agreed (other)	0	0.00%
Start Date agreed (RPA compliant)	3	1.42%
Seeking EET	189	89.57%
Available Total	211	100%
Unavailable:		
Young carers	0	0.00%
Teenage parents	19	28.36%
Illness	33	49.25%
Pregnancy	15	22.39%
Religious grounds	0	0.00%
Unlikely to be economically active	0	0.00%
Other reason	0	0.00%
Unavailable Total	67	100%

NEET Leavers and Joiners



% of Vulnerable Cohorts who are NEET



Education and Young People's Services Performance Management

NEET Monthly Report - Gravesham

16-18 year old cohort by Vulnerable Group	May-15	Apr-15	Mar-15	Feb-15	Jan-15	Dec-14	Nov-14	Oct-14	Sep-14	Aug-14	Jul-14	Jun-14	May-14
Children in Care	42	45	42	43	45	42	43	42	39	54	55	51	48
Caring for own child	22	20	17	17	17	15	14	14	13	40	39	39	39
Asylum seeker	4	4	4	4	4	4	5	5	5	16	16	15	15
Carer not own child	8	7	7	7	7	7	7	7	6	6	6	7	7
Substance Misuse	3	3	3	3	3	2	4	3	3	8	9	9	10
Care Leaver	6	6	6	6	6	6	6	6	6	5	5	5	5
Supervised by YOT	23	22	20	19	18	18	19	13	12	16	17	17	18
Pregnancy	20	18	18	18	17	17	15	15	14	20	20	18	18
Parent not caring for own child	1	1	1	1	1	1	1	1	1	2	2	2	2
SEND (16-18 year olds)	156	156	156	156	156	153	153	154	137	161	161	148	148
SEND (19+ year olds)	297	297	297	297	296	296	296	296	296	250	252	258	265
Total 16-18 cohort with at least one vulnerable group	247	244	240	240	240	233	233	229	209	286	286	270	

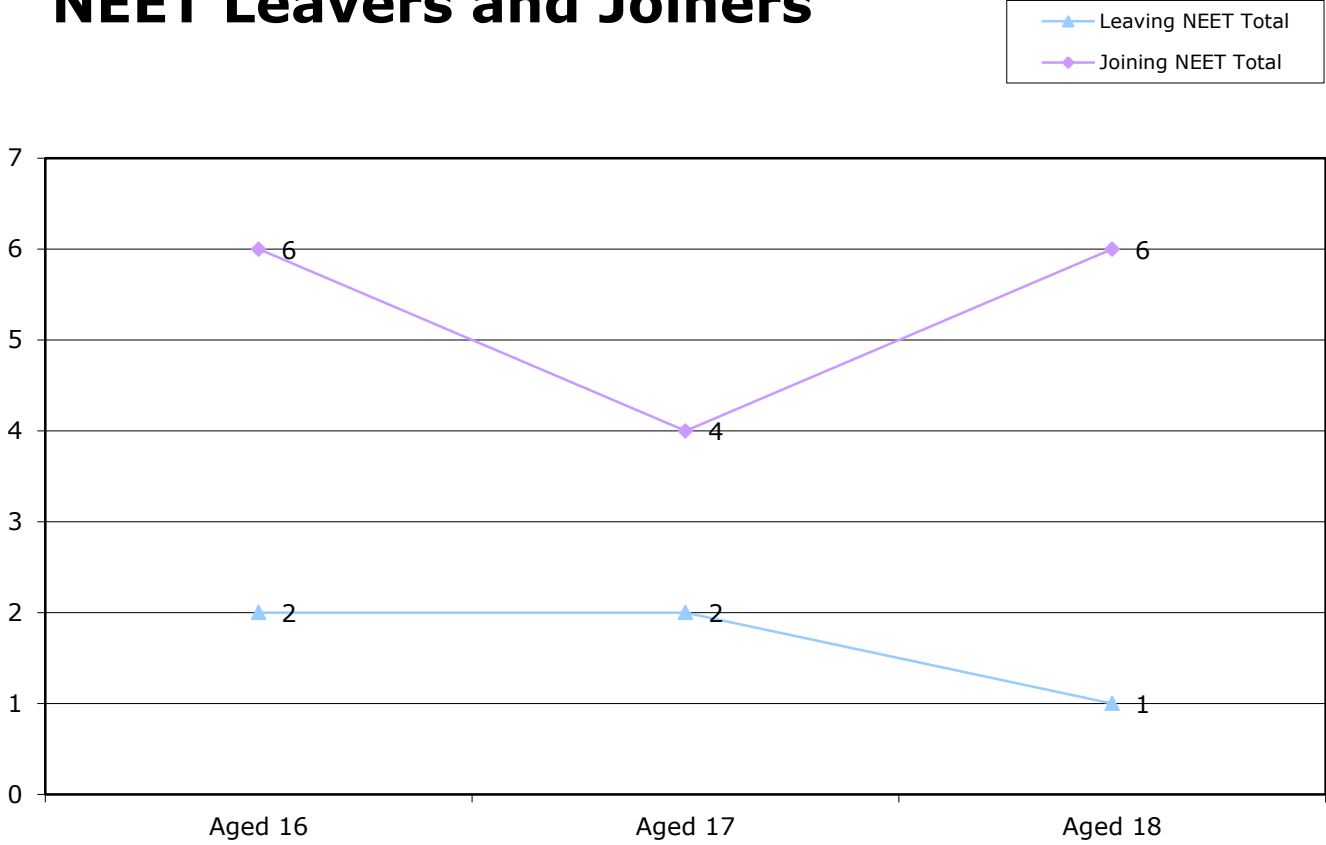
16-18 year old NEET by Vulnerable Group	May-15	Apr-15	Mar-15	Feb-15	Jan-15	Dec-14	Nov-14	Oct-14	Sep-14	Aug-14	Jul-14	Jun-14	May-14
Children in Care	13	16	11	11	11	11	10	8	9	13	14	13	9
Caring for own child	17	15	12	11	11	9	8	7	7	29	28	27	27
Asylum seeker	1	1	1	1	1	1	1	1	1	1	1	0	0
Carer not own child	2	2	2	2	2	2	2	2	1	3	3	3	3
Substance Misuse	1	0	0	0	1	0	1	0	0	2	3	3	3
Care Leaver	1	1	1	1	1	1	1	1	1	0	0	0	1
Supervised by YOT	11	10	9	8	6	9	8	3	2	7	8	9	11
Pregnancy	17	15	15	15	14	14	12	12	12	18	18	16	16
Parent not caring for own child	1	1	1	1	1	1	1	1	1	1	1	1	1
SEND (16-18 year olds)	20	18	18	18	17	17	17	15	15	24	23	21	22
SEND (19+ year olds)	65	65	64	64	63	64	64	65	66	59	57	56	57
Total 16-18 NEET with at least one vulnerable group	70	64	60	57	56	55	50	43	44	84	83	79	

16-18 year old Not Knowns by Vulnerable Group	May-15	Apr-15	Mar-15	Feb-15	Jan-15	Dec-14	Nov-14	Oct-14	Sep-14	Aug-14	Jul-14	Jun-14	May-14
Children in Care	5	5	5	6	6	6	11	10	21	5	5	6	7
Caring for own child	3	3	3	3	3	4	4	4	4	2	2	3	5
Asylum seeker	1	1	1	2	2	2	4	4	4	4	4	4	4
Carer not own child	2	2	2	2	2	1	1	1	3	0	0	1	1
Substance Misuse	0	0	0	0	0	0	2	2	3	4	4	3	4
Care Leaver	2	2	3	3	3	2	2	2	3	0	0	0	0
Supervised by YOT	3	0	1	1	0	0	2	4	4	4	4	3	4
Pregnancy	0	0	0	0	0	0	0	0	2	0	0	1	0
Parent not caring for own child	0	0	0	0	0	0	0	0	0	0	0	0	0
SEND (16-18 year olds)	18	15	16	16	18	19	20	24	60	24	24	20	20
SEND (19+ year olds)	213	209	207	206	208	204	204	209	219	169	172	181	183
Total not known with at least one vulnerable group	31	26	28	29	30	30	37	41	88	35	35	34	

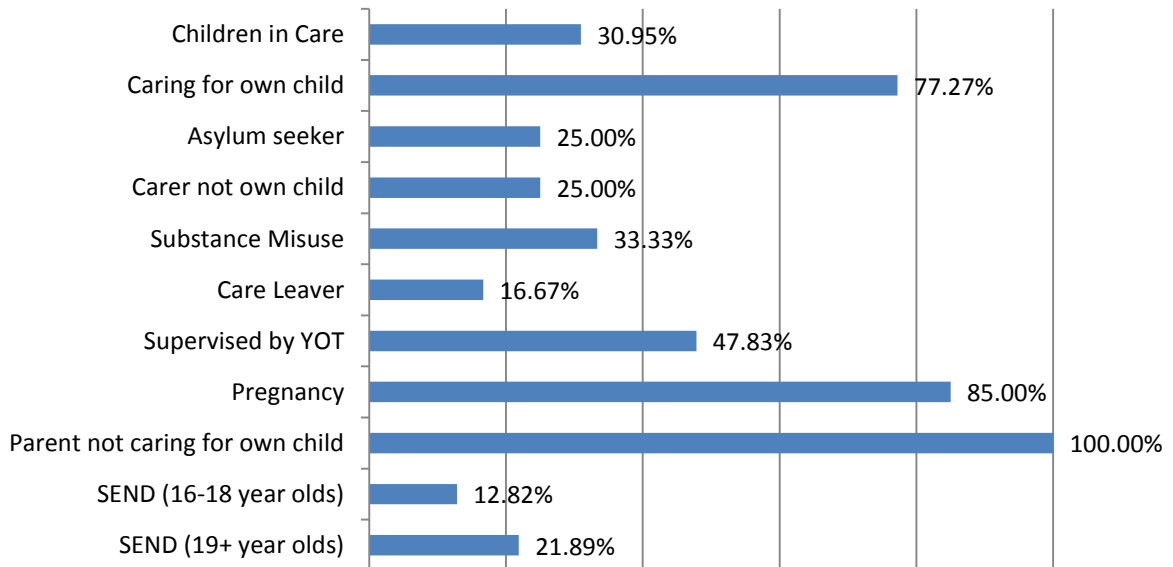
16-18 Year old NEET Leavers & Joiners	Aged 16	Aged 17	Aged 18	16-18 Total	Aged 19
Leaving NEET Total	2	2	1	5	5
Education	0	0	0	0	0
Employment	2	1	1	4	0
Government supported training	0	1	0	1	0
Re-engagement Provision	0	0	0	0	0
NEET in other area	0	0	0	0	0
Custodial Sentence	0	0	0	0	0
Moved Away	0	0	0	0	5
Cannot Be Contacted	0	0	0	0	0
Refused to disclose activity	0	0	0	0	0
Unknown Activity	0	0	0	0	0
Other Reason	0	0	0	0	0
Joining NEET Total	6	4	6	16	0
Education	4	2	0	6	0
Employment	1	2	3	6	0
Government supported training	0	0	0	0	0
Re-engagement Provision	0	0	0	0	0
NEET in other area	0	0	0	0	0
Other (inc custodial sentence)	1	0	3	4	0
Joiners>Leavers	-4	-2	-5	-11	5

16-18 Year Old NEET Labour Market Summary	No	%
Available:		
Working not for reward	8	3.79%
Not yet ready for work or learning	11	5.21%
Start Date agreed (other)	0	0.00%
Start Date agreed (RPA compliant)	3	1.42%
Seeking EET	189	89.57%
Available Total	211	100%
Unavailable:		
Young carers	0	0.00%
Teenage parents	19	28.36%
Illness	33	49.25%
Pregnancy	15	22.39%
Religious grounds	0	0.00%
Unlikely to be economically active	0	0.00%
Other reason	0	0.00%
Unavailable Total	67	100%

NEET Leavers and Joiners



% of Vulnerable Cohorts who are NEET



Education and Young People's Services Performance Management

NEET Monthly Report - Maidstone

16-18 year old cohort by Vulnerable Group	May-15	Apr-15	Mar-15	Feb-15	Jan-15	Dec-14	Nov-14	Oct-14	Sep-14	Aug-14	Jul-14	Jun-14	May-14
Children in Care	39	37	37	39	38	38	37	40	37	53	53	52	48
Caring for own child	34	33	30	30	27	26	25	26	25	54	52	48	48
Asylum seeker	4	4	4	4	4	4	3	3	3	10	10	10	10
Carer not own child	7	7	7	7	7	7	7	7	8	10	10	10	10
Substance Misuse	6	6	6	7	7	7	9	8	8	12	14	14	14
Care Leaver	7	7	7	7	7	7	7	7	7	5	5	5	5
Supervised by YOT	14	14	14	14	14	16	19	19	16	14	16	16	17
Pregnancy	15	13	13	12	11	10	9	6	4	12	12	8	8
Parent not caring for own child	1	1	1	1	1	1	1	1	1	1	1	2	2
SEND (16-18 year olds)	208	207	206	206	205	206	205	205	205	229	228	212	212
SEND (19+ year olds)	436	436	436	437	436	436	436	436	436	359	363	370	379
Total 16-18 cohort with at least one vulnerable group	306	302	298	297	293	293	297	299	295	364	362	342	

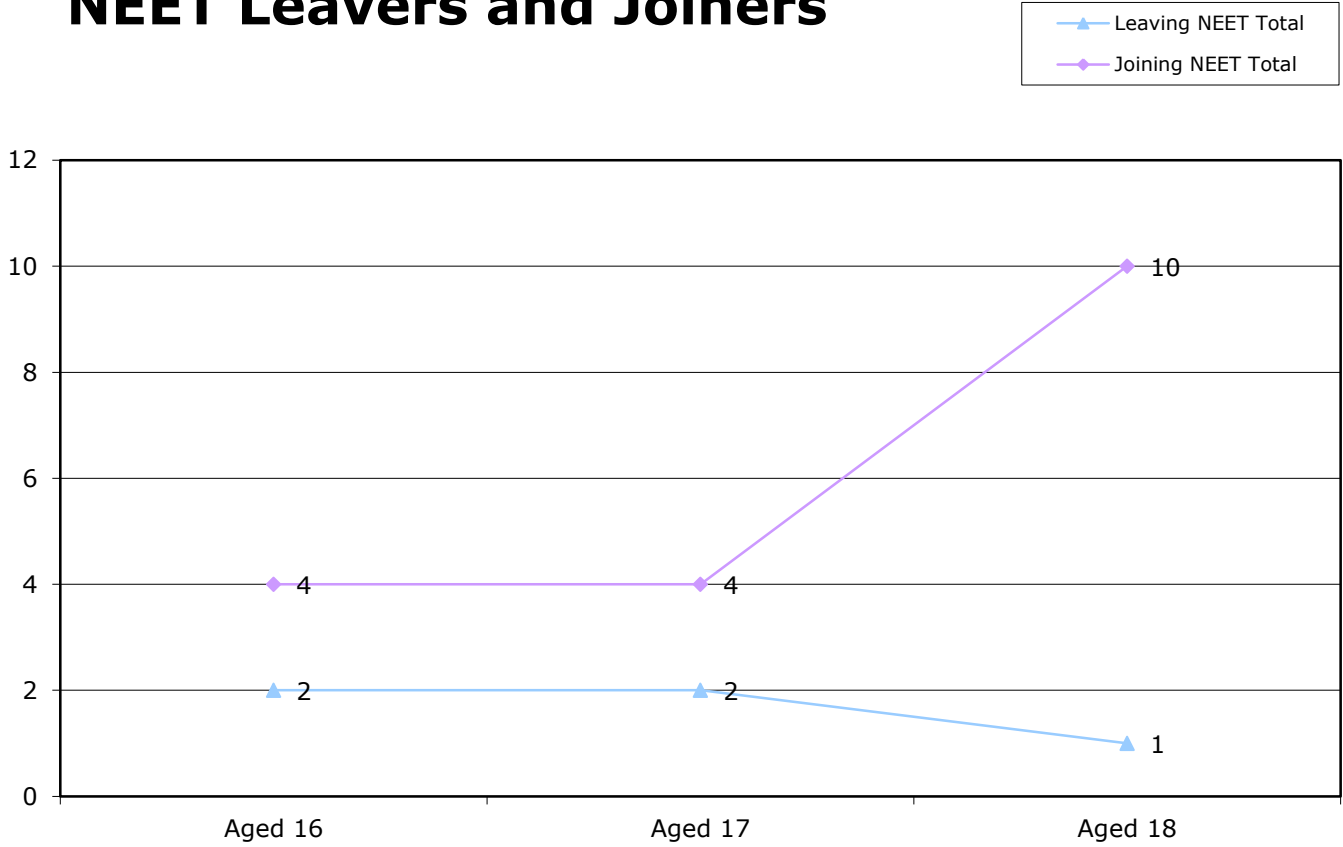
16-18 year old NEET by Vulnerable Group	May-15	Apr-15	Mar-15	Feb-15	Jan-15	Dec-14	Nov-14	Oct-14	Sep-14	Aug-14	Jul-14	Jun-14	May-14
Children in Care	9	8	9	9	8	6	5	6	8	16	16	14	14
Caring for own child	25	24	21	21	18	17	17	17	18	39	39	36	36
Asylum seeker	0	0	0	0	0	0	0	0	0	1	1	1	1
Carer not own child	4	4	4	4	5	6	5	5	6	8	8	5	5
Substance Misuse	0	0	1	1	2	1	1	1	1	4	6	7	7
Care Leaver	3	3	3	3	3	3	3	4	4	1	1	1	1
Supervised by YOT	8	8	9	8	7	8	7	5	2	7	8	8	8
Pregnancy	14	13	13	12	10	9	8	5	4	12	12	8	8
Parent not caring for own child	0	0	0	0	1	1	1	1	1	1	1	2	2
SEND (16-18 year olds)	14	16	18	16	15	15	15	14	15	27	26	23	21
SEND (19+ year olds)	101	101	102	100	97	94	94	95	96	90	90	92	95
Total 16-18 NEET with at least one vulnerable group	65	65	65	61	58	56	53	50	53	94	98	88	

16-18 year old Not Knowns by Vulnerable Group	May-15	Apr-15	Mar-15	Feb-15	Jan-15	Dec-14	Nov-14	Oct-14	Sep-14	Aug-14	Jul-14	Jun-14	May-14
Children in Care	9	7	6	7	7	5	9	10	22	7	6	12	8
Caring for own child	3	4	3	3	2	3	3	4	5	4	5	6	6
Asylum seeker	1	1	1	1	1	1	2	2	3	2	1	5	2
Carer not own child	0	0	0	0	0	0	0	0	1	0	0	1	1
Substance Misuse	3	3	3	3	3	1	2	3	4	1	1	3	2
Care Leaver	1	1	1	1	1	0	0	1	1	1	2	2	2
Supervised by YOT	3	1	1	0	0	0	4	8	7	2	4	4	5
Pregnancy	0	0	0	0	1	0	0	0	0	0	0	0	0
Parent not caring for own child	0	0	0	0	0	0	0	0	0	0	0	0	0
SEND (16-18 year olds)	41	37	34	36	39	39	40	41	115	21	22	22	25
SEND (19+ year olds)	291	281	269	272	273	279	274	282	325	225	226	233	250
Total not known with at least one vulnerable group	56	50	46	47	50	46	55	65	148	35	39	50	

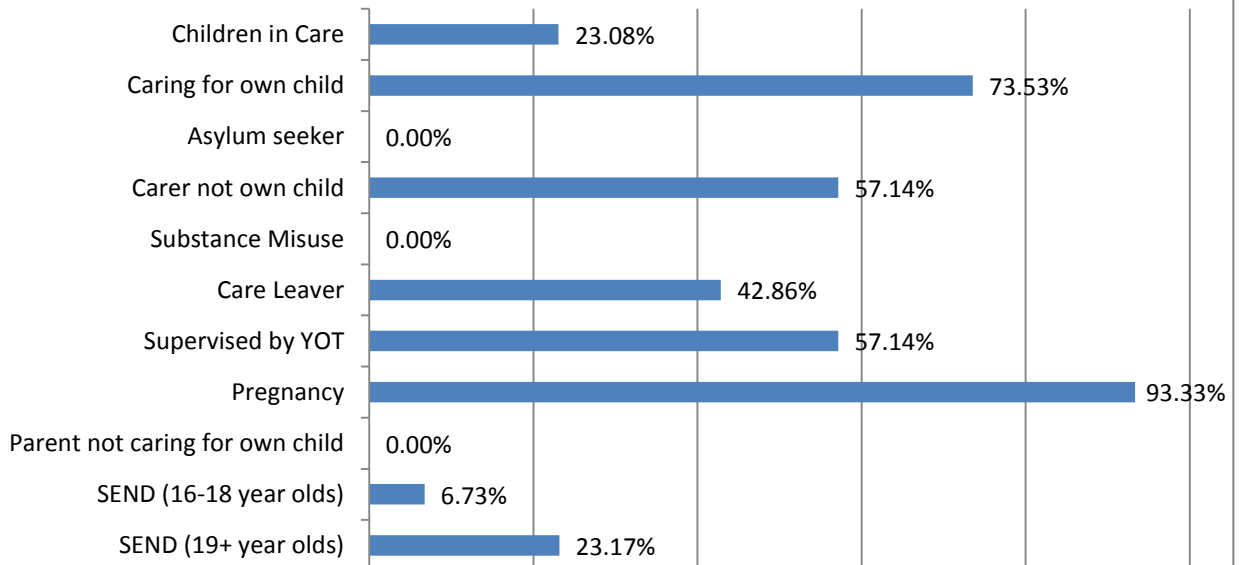
16-18 Year old NEET Leavers & Joiners	Aged 16	Aged 17	Aged 18	16-18 Total	Aged 19
Leaving NEET Total	2	2	1	5	5
Education	0	0	0	0	0
Employment	2	1	1	4	0
Government supported training	0	1	0	1	0
Re-engagement Provision	0	0	0	0	0
NEET in other area	0	0	0	0	0
Custodial Sentence	0	0	0	0	0
Moved Away	0	0	0	0	5
Cannot Be Contacted	0	0	0	0	0
Refused to disclose activity	0	0	0	0	0
Unknown Activity	0	0	0	0	0
Other Reason	0	0	0	0	0
Joining NEET Total	4	4	10	18	0
Education	2	2	4	8	0
Employment	1	2	3	6	0
Government supported training	0	0	0	0	0
Re-engagement Provision	0	0	0	0	0
NEET in other area	0	0	0	0	0
Other (inc custodial sentence)	1	0	3	4	0
Joiners>Leavers	-2	-2	-9	-13	5

16-18 Year Old NEET Labour Market Summary	No	%
Available:		
Working not for reward	8	3.79%
Not yet ready for work or learning	11	5.21%
Start Date agreed (other)	0	0.00%
Start Date agreed (RPA compliant)	3	1.42%
Seeking EET	189	89.57%
Available Total	211	100%
Unavailable:		
Young carers	0	0.00%
Teenage parents	19	28.36%
Illness	33	49.25%
Pregnancy	15	22.39%
Religious grounds	0	0.00%
Unlikely to be economically active	0	0.00%
Other reason	0	0.00%
Unavailable Total	67	100%

NEET Leavers and Joiners



% of Vulnerable Cohorts who are NEET



Education and Young People's Services Performance Management

NEET Monthly Report - Sevenoaks

16-18 year old cohort by Vulnerable Group	May-15	Apr-15	Mar-15	Feb-15	Jan-15	Dec-14	Nov-14	Oct-14	Sep-14	Aug-14	Jul-14	Jun-14	May-14
Children in Care	14	14	14	14	14	15	14	16	18	21	21	19	18
Caring for own child	12	11	11	11	11	10	10	10	10	24	22	23	22
Asylum seeker	0	0	0	0	0	0	0	0	0	0	0	0	0
Carer not own child	4	4	3	3	3	3	3	3	3	5	5	5	5
Substance Misuse	5	5	5	5	4	4	6	6	6	7	7	7	8
Care Leaver	0	0	0	0	0	0	0	0	0	0	0	0	0
Supervised by YOT	18	18	18	18	18	20	22	21	22	11	12	13	14
Pregnancy	8	8	8	5	5	3	3	3	3	6	6	5	5
Parent not caring for own child	0	0	0	0	0	0	0	0	0	0	0	0	0
SEND (16-18 year olds)	115	115	115	115	115	116	120	124	136	127	127	120	119
SEND (19+ year olds)	232	232	232	232	232	232	232	232	233	188	191	195	197
Total 16-18 cohort with at least one vulnerable group	161	160	159	156	155	155	162	166	180	178	178	171	

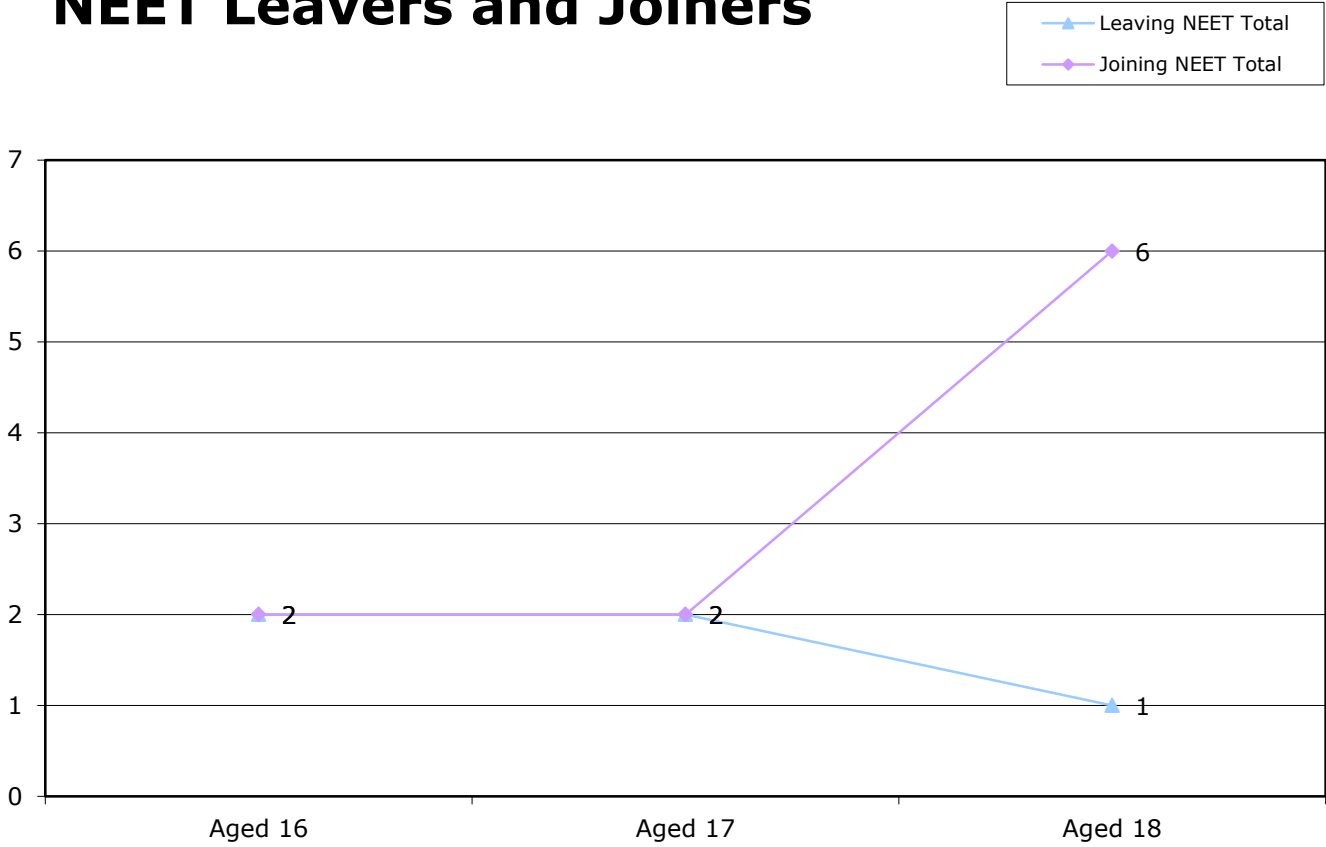
16-18 year old NEET by Vulnerable Group	May-15	Apr-15	Mar-15	Feb-15	Jan-15	Dec-14	Nov-14	Oct-14	Sep-14	Aug-14	Jul-14	Jun-14	May-14
Children in Care	1	1	1	1	1	1	1	1	1	1	1	2	2
Caring for own child	7	7	7	7	7	6	6	6	7	15	15	18	17
Asylum seeker	0	0	0	0	0	0	0	0	0	0	0	0	0
Carer not own child	1	1	0	0	0	1	1	1	1	3	3	3	3
Substance Misuse	2	2	1	1	1	1	3	3	3	2	2	2	2
Care Leaver	0	0	0	0	0	0	0	0	0	0	0	0	0
Supervised by YOT	2	2	2	2	2	3	1	1	1	4	3	3	2
Pregnancy	6	6	6	3	3	2	2	2	3	4	4	3	3
Parent not caring for own child	0	0	0	0	0	0	0	0	0	0	0	0	0
SEND (16-18 year olds)	4	4	4	3	3	3	3	3	4	10	10	8	7
SEND (19+ year olds)	32	31	31	31	32	32	32	30	32	27	26	26	26
Total 16-18 NEET with at least one vulnerable group	21	21	19	15	15	15	15	15	18	31	32	33	

16-18 year old Not Knowns by Vulnerable Group	May-15	Apr-15	Mar-15	Feb-15	Jan-15	Dec-14	Nov-14	Oct-14	Sep-14	Aug-14	Jul-14	Jun-14	May-14
Children in Care	3	3	3	3	3	5	7	9	14	0	1	0	0
Caring for own child	0	0	0	0	0	0	2	2	2	1	1	2	2
Asylum seeker	0	0	0	0	0	0	0	0	0	0	0	0	0
Carer not own child	2	2	1	1	1	1	1	1	1	0	0	0	0
Substance Misuse	1	1	1	1	0	0	1	1	0	0	1	1	1
Care Leaver	0	0	0	0	0	0	0	0	0	0	0	0	0
Supervised by YOT	1	1	2	0	0	1	8	7	9	1	3	2	3
Pregnancy	1	1	0	0	0	0	0	0	0	0	0	0	0
Parent not caring for own child	0	0	0	0	0	0	0	0	0	0	0	0	0
SEND (16-18 year olds)	12	11	10	9	9	11	25	30	83	15	16	11	10
SEND (19+ year olds)	186	183	173	173	164	165	170	173	183	115	129	133	134
Total not known with at least one vulnerable group	18	17	15	13	12	16	36	41	99	17	21	15	

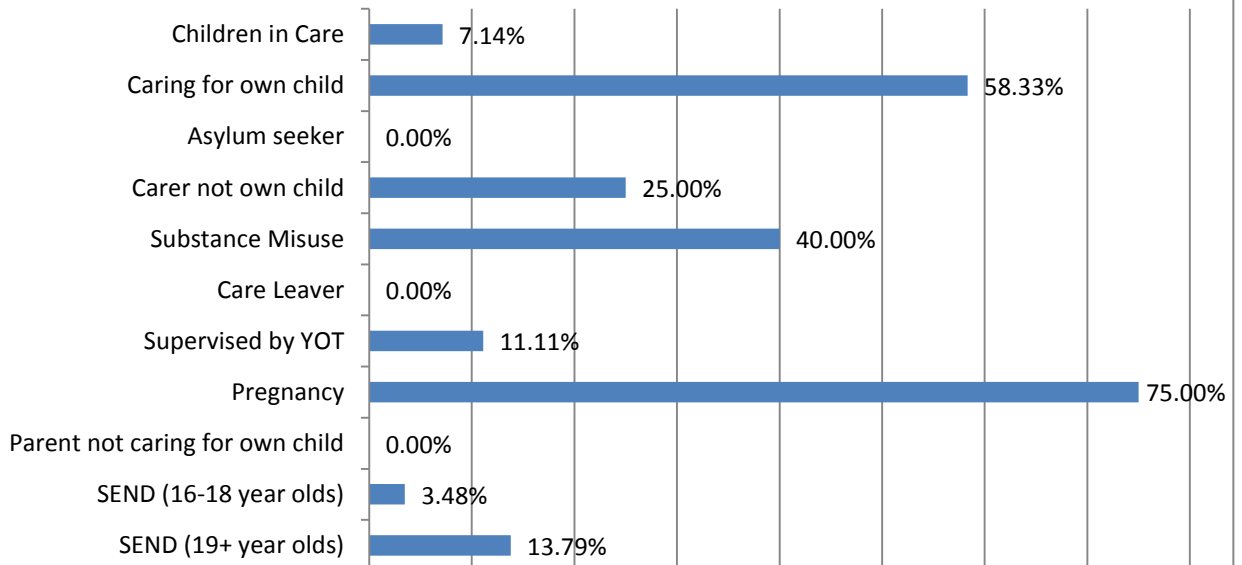
16-18 Year old NEET Leavers & Joiners	Aged 16	Aged 17	Aged 18	16-18 Total	Aged 19
Leaving NEET Total	2	2	1	5	5
Education	0	0	0	0	0
Employment	2	1	1	4	0
Government supported training	0	1	0	1	0
Re-engagement Provision	0	0	0	0	0
NEET in other area	0	0	0	0	0
Custodial Sentence	0	0	0	0	0
Moved Away	0	0	0	0	5
Cannot Be Contacted	0	0	0	0	0
Refused to disclose activity	0	0	0	0	0
Unknown Activity	0	0	0	0	0
Other Reason	0	0	0	0	0
Joining NEET Total	2	2	6	10	0
Education	0	0	0	0	0
Employment	1	2	3	6	0
Government supported training	0	0	0	0	0
Re-engagement Provision	0	0	0	0	0
NEET in other area	0	0	0	0	0
Other (inc custodial sentence)	1	0	3	4	0
Joiners>Leavers	0	0	-5	-5	5

16-18 Year Old NEET Labour Market Summary	No	%
Available:		
Working not for reward	8	3.79%
Not yet ready for work or learning	11	5.21%
Start Date agreed (other)	0	0.00%
Start Date agreed (RPA compliant)	3	1.42%
Seeking EET	189	89.57%
Available Total	211	100%
Unavailable:		
Young carers	0	0.00%
Teenage parents	19	28.36%
Illness	33	49.25%
Pregnancy	15	22.39%
Religious grounds	0	0.00%
Unlikely to be economically active	0	0.00%
Other reason	0	0.00%
Unavailable Total	67	100%

NEET Leavers and Joiners



% of Vulnerable Cohorts who are NEET



Education and Young People's Services Performance Management

NEET Monthly Report - Shepway

16-18 year old cohort by Vulnerable Group	May-15	Apr-15	Mar-15	Feb-15	Jan-15	Dec-14	Nov-14	Oct-14	Sep-14	Aug-14	Jul-14	Jun-14	May-14
Children in Care	62	59	59	61	61	62	63	65	68	66	66	59	57
Caring for own child	41	38	34	34	33	30	29	24	24	48	45	44	44
Asylum seeker	2	2	2	2	2	2	2	3	3	8	8	8	8
Carer not own child	4	4	4	3	3	1	1	1	1	4	4	4	4
Substance Misuse	9	9	9	9	9	9	16	16	16	19	24	24	24
Care Leaver	18	18	18	16	16	15	14	13	13	15	14	14	15
Supervised by YOT	27	26	25	25	24	26	26	27	28	7	10	9	14
Pregnancy	19	17	15	15	14	15	15	13	13	23	23	23	21
Parent not caring for own child	4	4	4	4	4	4	3	3	3	4	4	4	4
SEND (16-18 year olds)	153	153	153	153	152	153	150	146	138	160	160	148	148
SEND (19+ year olds)	286	286	286	287	287	288	288	288	288	239	246	246	249
Total 16-18 cohort with at least one vulnerable group	300	292	286	285	281	278	278	269	264	306	309	291	

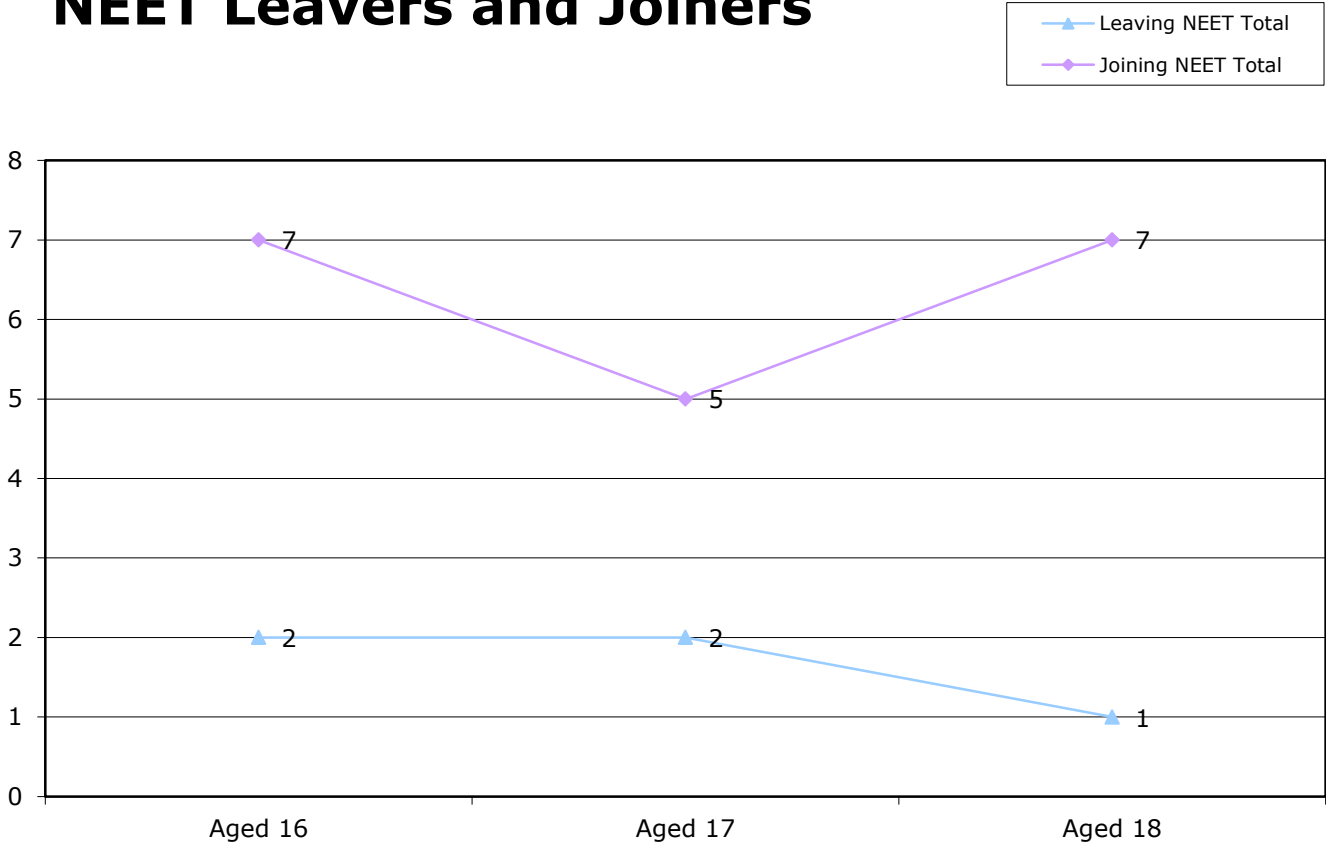
16-18 year old NEET by Vulnerable Group	May-15	Apr-15	Mar-15	Feb-15	Jan-15	Dec-14	Nov-14	Oct-14	Sep-14	Aug-14	Jul-14	Jun-14	May-14
Children in Care	11	10	11	10	11	14	13	11	15	14	15	16	14
Caring for own child	28	26	22	22	19	14	13	9	11	25	27	27	27
Asylum seeker	1	1	1	1	1	2	2	1	1	1	1	1	1
Carer not own child	3	3	3	2	2	0	0	0	0	1	1	1	1
Substance Misuse	1	1	1	1	1	1	4	4	4	5	10	12	12
Care Leaver	7	6	6	6	6	5	5	6	8	8	8	8	8
Supervised by YOT	9	7	6	5	5	5	5	5	7	1	5	4	6
Pregnancy	14	13	11	11	11	9	8	10	10	18	18	18	16
Parent not caring for own child	1	1	1	1	1	1	0	1	2	3	3	2	2
SEND (16-18 year olds)	14	15	17	15	15	14	13	11	15	23	24	21	18
SEND (19+ year olds)	77	76	77	75	75	72	72	75	75	71	50	49	50
Total 16-18 NEET with at least one vulnerable group	79	74	70	66	63	55	50	47	57	82	92	91	

16-18 year old Not Knowns by Vulnerable Group	May-15	Apr-15	Mar-15	Feb-15	Jan-15	Dec-14	Nov-14	Oct-14	Sep-14	Aug-14	Jul-14	Jun-14	May-14
Children in Care	10	6	5	4	4	3	6	14	26	8	7	6	7
Caring for own child	6	7	6	6	7	7	8	8	10	4	3	4	1
Asylum seeker	0	0	0	0	0	0	0	2	1	4	5	5	5
Carer not own child	1	0	0	0	0	0	0	0	1	1	1	1	0
Substance Misuse	2	2	1	1	2	1	5	5	8	3	3	4	4
Care Leaver	4	3	3	2	3	3	3	3	3	3	4	5	6
Supervised by YOT	6	4	1	0	0	1	5	5	10	2	3	1	2
Pregnancy	1	1	1	1	1	3	2	1	1	0	0	0	0
Parent not caring for own child	2	2	1	0	0	0	0	0	1	0	1	1	1
SEND (16-18 year olds)	27	24	19	17	18	21	24	28	67	7	8	6	12
SEND (19+ year olds)	184	178	165	161	159	166	164	170	195	111	140	143	144
Total not known with at least one vulnerable group	49	42	31	27	31	35	46	54	114	24	25	27	

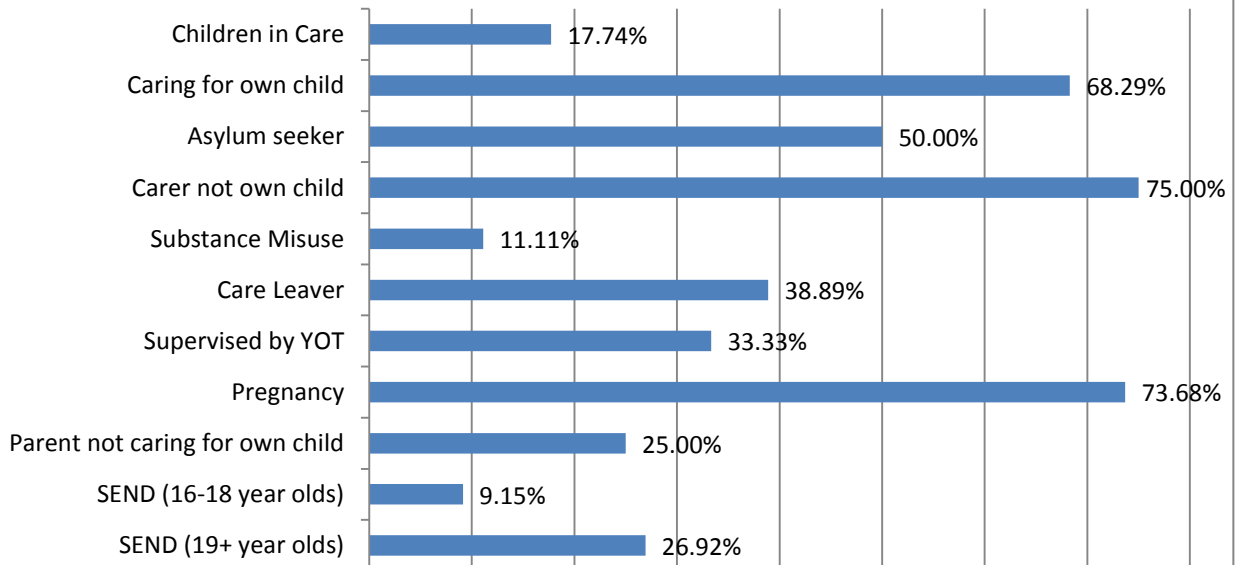
16-18 Year old NEET Leavers & Joiners	Aged 16	Aged 17	Aged 18	16-18 Total	Aged 19
Leaving NEET Total	2	2	1	5	5
Education	0	0	0	0	0
Employment	2	1	1	4	0
Government supported training	0	1	0	1	0
Re-engagement Provision	0	0	0	0	0
NEET in other area	0	0	0	0	0
Custodial Sentence	0	0	0	0	0
Moved Away	0	0	0	0	5
Cannot Be Contacted	0	0	0	0	0
Refused to disclose activity	0	0	0	0	0
Unknown Activity	0	0	0	0	0
Other Reason	0	0	0	0	0
Joining NEET Total	7	5	7	19	0
Education	5	3	1	9	0
Employment	1	2	3	6	0
Government supported training	0	0	0	0	0
Re-engagement Provision	0	0	0	0	0
NEET in other area	0	0	0	0	0
Other (inc custodial sentence)	1	0	3	4	0
Joiners>Leavers	-5	-3	-6	-14	5

16-18 Year Old NEET Labour Market Summary	No	%
Available:		
Working not for reward	8	3.79%
Not yet ready for work or learning	11	5.21%
Start Date agreed (other)	0	0.00%
Start Date agreed (RPA compliant)	3	1.42%
Seeking EET	189	89.57%
Available Total	211	100%
Unavailable:		
Young carers	0	0.00%
Teenage parents	19	28.36%
Illness	33	49.25%
Pregnancy	15	22.39%
Religious grounds	0	0.00%
Unlikely to be economically active	0	0.00%
Other reason	0	0.00%
Unavailable Total	67	100%

NEET Leavers and Joiners



% of Vulnerable Cohorts who are NEET



Education and Young People's Services Performance Management

NEET Monthly Report - Swale

16-18 year old cohort by Vulnerable Group	May-15	Apr-15	Mar-15	Feb-15	Jan-15	Dec-14	Nov-14	Oct-14	Sep-14	Aug-14	Jul-14	Jun-14	May-14
Children in Care	93	94	94	94	94	95	97	90	88	89	90	86	84
Caring for own child	43	38	37	37	36	31	31	31	29	84	79	79	79
Asylum seeker	5	5	5	5	6	6	6	6	6	5	6	6	6
Carer not own child	12	12	10	10	9	7	7	8	7	9	9	9	9
Substance Misuse	3	3	3	3	3	3	6	6	6	6	6	6	6
Care Leaver	8	7	7	7	7	7	8	8	8	8	8	8	8
Supervised by YOT	18	18	18	18	18	22	23	22	18	19	20	21	21
Pregnancy	34	30	26	23	20	20	17	15	17	23	23	22	21
Parent not caring for own child	2	2	2	2	2	1	1	1	1	1	1	1	1
SEND (16-18 year olds)	227	227	228	228	226	225	227	228	215	251	251	235	234
SEND (19+ year olds)	430	430	430	430	430	430	430	431	431	343	348	351	357
Total 16-18 cohort with at least one vulnerable group	396	387	382	378	372	364	366	362	344	444	441	420	

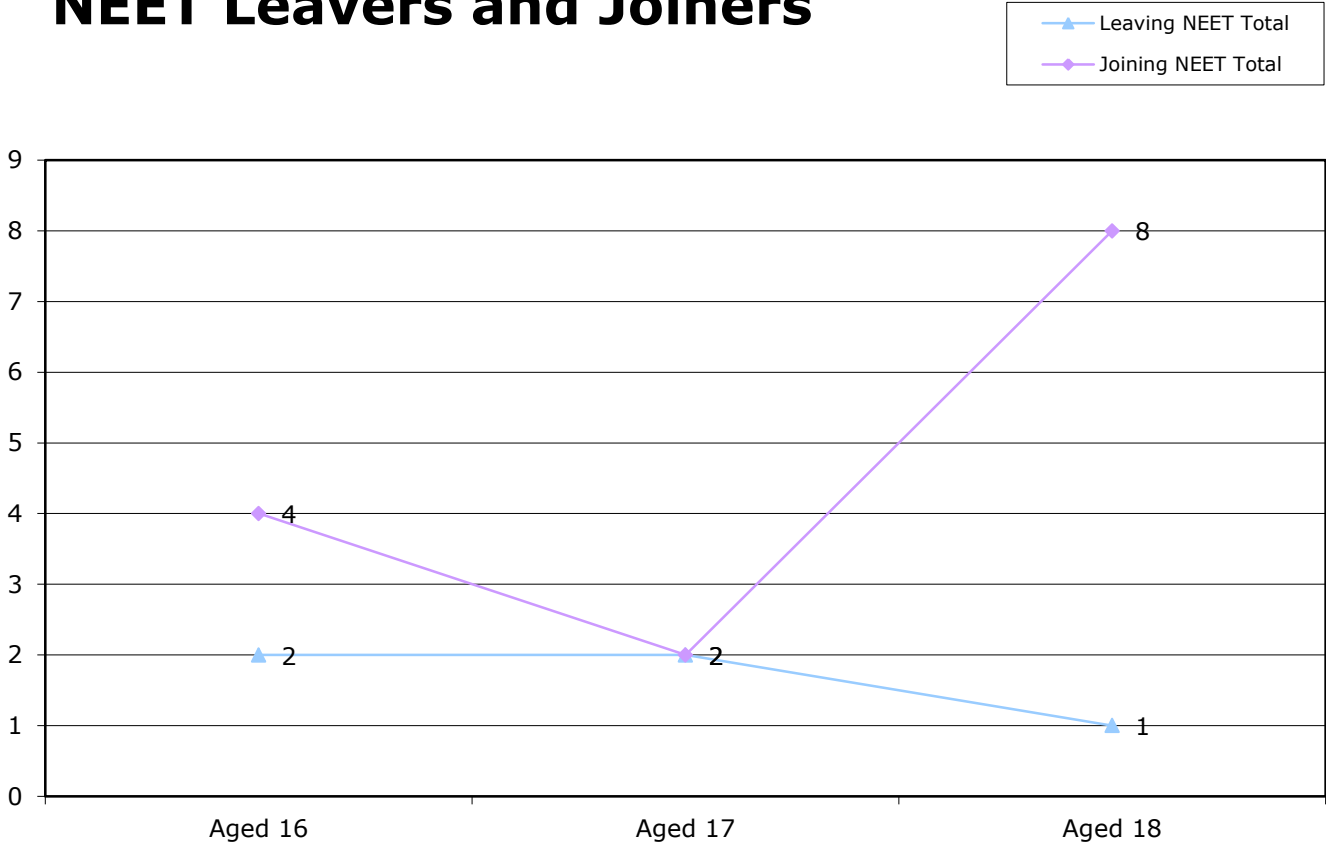
16-18 year old NEET by Vulnerable Group	May-15	Apr-15	Mar-15	Feb-15	Jan-15	Dec-14	Nov-14	Oct-14	Sep-14	Aug-14	Jul-14	Jun-14	May-14
Children in Care	12	13	12	12	10	10	8	7	10	16	15	16	16
Caring for own child	38	33	34	34	33	28	27	27	26	61	60	60	60
Asylum seeker	0	0	0	0	0	0	0	0	1	1	1	1	1
Carer not own child	7	6	5	5	4	2	2	2	2	1	1	1	1
Substance Misuse	0	0	0	0	0	0	1	1	1	1	1	1	1
Care Leaver	1	1	1	1	1	1	1	1	2	4	3	3	3
Supervised by YOT	4	3	3	5	5	6	4	3	1	5	5	7	7
Pregnancy	25	20	18	15	14	13	11	9	11	14	14	12	11
Parent not caring for own child	0	0	0	1	1	0	0	0	0	0	0	0	0
SEND (16-18 year olds)	31	33	30	27	26	25	20	26	25	46	47	39	37
SEND (19+ year olds)	113	112	112	111	112	112	106	109	112	94	94	95	95
Total 16-18 NEET with at least one vulnerable group	110	101	96	92	86	75	64	68	72	133	132	124	

16-18 year old Not Knowns by Vulnerable Group	May-15	Apr-15	Mar-15	Feb-15	Jan-15	Dec-14	Nov-14	Oct-14	Sep-14	Aug-14	Jul-14	Jun-14	May-14
Children in Care	17	14	10	11	10	13	28	30	55	7	7	8	5
Caring for own child	3	2	2	2	1	1	1	1	1	7	9	12	10
Asylum seeker	0	0	0	0	0	0	0	0	3	0	0	0	0
Carer not own child	1	1	1	1	1	1	1	1	5	3	2	2	2
Substance Misuse	1	1	1	1	0	0	2	1	4	0	1	1	1
Care Leaver	2	2	2	2	2	1	3	3	3	2	2	2	2
Supervised by YOT	3	3	1	1	0	0	10	9	12	4	3	3	1
Pregnancy	6	6	3	3	3	2	2	2	5	3	3	4	3
Parent not caring for own child	1	0	0	0	0	0	0	0	1	0	0	0	0
SEND (16-18 year olds)	32	32	28	29	29	35	43	45	116	21	20	16	17
SEND (19+ year olds)	262	262	256	257	255	253	245	246	293	190	195	201	216
Total not known with at least one vulnerable group	56	52	41	42	40	46	73	77	178	40	41	44	

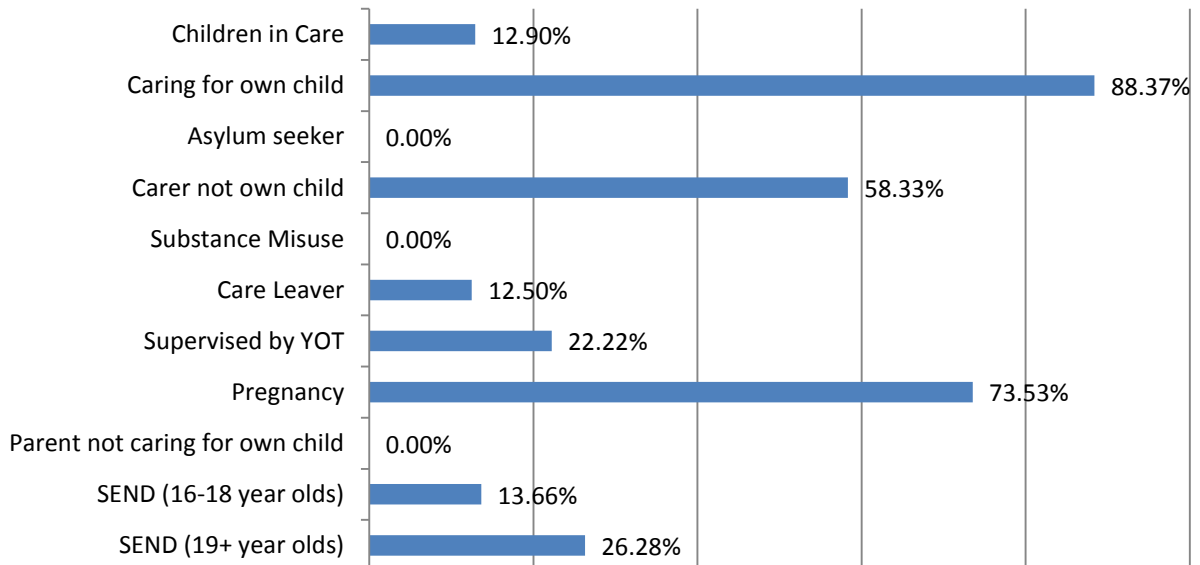
16-18 Year old NEET Leavers & Joiners	Aged 16	Aged 17	Aged 18	16-18 Total	Aged 19
Leaving NEET Total	2	2	1	5	5
Education	0	0	0	0	0
Employment	2	1	1	4	0
Government supported training	0	1	0	1	0
Re-engagement Provision	0	0	0	0	0
NEET in other area	0	0	0	0	0
Custodial Sentence	0	0	0	0	0
Moved Away	0	0	0	0	5
Cannot Be Contacted	0	0	0	0	0
Refused to disclose activity	0	0	0	0	0
Unknown Activity	0	0	0	0	0
Other Reason	0	0	0	0	0
Joining NEET Total	4	2	8	14	1
Education	2	0	2	4	1
Employment	1	2	3	6	0
Government supported training	0	0	0	0	0
Re-engagement Provision	0	0	0	0	0
NEET in other area	0	0	0	0	0
Other (inc custodial sentence)	1	0	3	4	0
Joiners>Leavers	-2	0	-7	-9	4

16-18 Year Old NEET Labour Market Summary	No	%
Available:		
Working not for reward	8	3.79%
Not yet ready for work or learning	11	5.21%
Start Date agreed (other)	0	0.00%
Start Date agreed (RPA compliant)	3	1.42%
Seeking EET	189	89.57%
Available Total	211	100%
Unavailable:		
Young carers	0	0.00%
Teenage parents	19	28.36%
Illness	33	49.25%
Pregnancy	15	22.39%
Religious grounds	0	0.00%
Unlikely to be economically active	0	0.00%
Other reason	0	0.00%
Unavailable Total	67	100%

NEET Leavers and Joiners



% of Vulnerable Cohorts who are NEET



Education and Young People's Services Performance Management

NEET Monthly Report - Thanet

16-18 year old cohort by Vulnerable Group	May-15	Apr-15	Mar-15	Feb-15	Jan-15	Dec-14	Nov-14	Oct-14	Sep-14	Aug-14	Jul-14	Jun-14	May-14
Children in Care	154	154	155	154	153	154	156	150	144	155	155	152	151
Caring for own child	65	66	66	67	66	63	60	56	55	117	80	79	79
Asylum seeker	5	5	5	5	5	5	5	5	5	5	5	5	5
Carer not own child	12	12	11	10	10	10	10	9	8	9	9	8	8
Substance Misuse	6	6	6	6	6	6	8	9	9	17	18	19	20
Care Leaver	17	17	17	17	16	16	16	16	15	10	10	10	11
Supervised by YOT	42	43	43	43	43	44	51	51	45	25	26	25	31
Pregnancy	34	31	31	30	29	25	25	26	26	29	36	33	34
Parent not caring for own child	2	2	2	1	1	1	1	1	1	3	3	3	3
SEND (16-18 year olds)	278	279	280	281	284	286	286	282	285	309	307	263	266
SEND (19+ year olds)	461	461	461	461	461	462	461	461	461	371	381	390	398
Total 16-18 cohort with at least one vulnerable group	519	517	517	517	517	513	517	510	507	572	543	509	

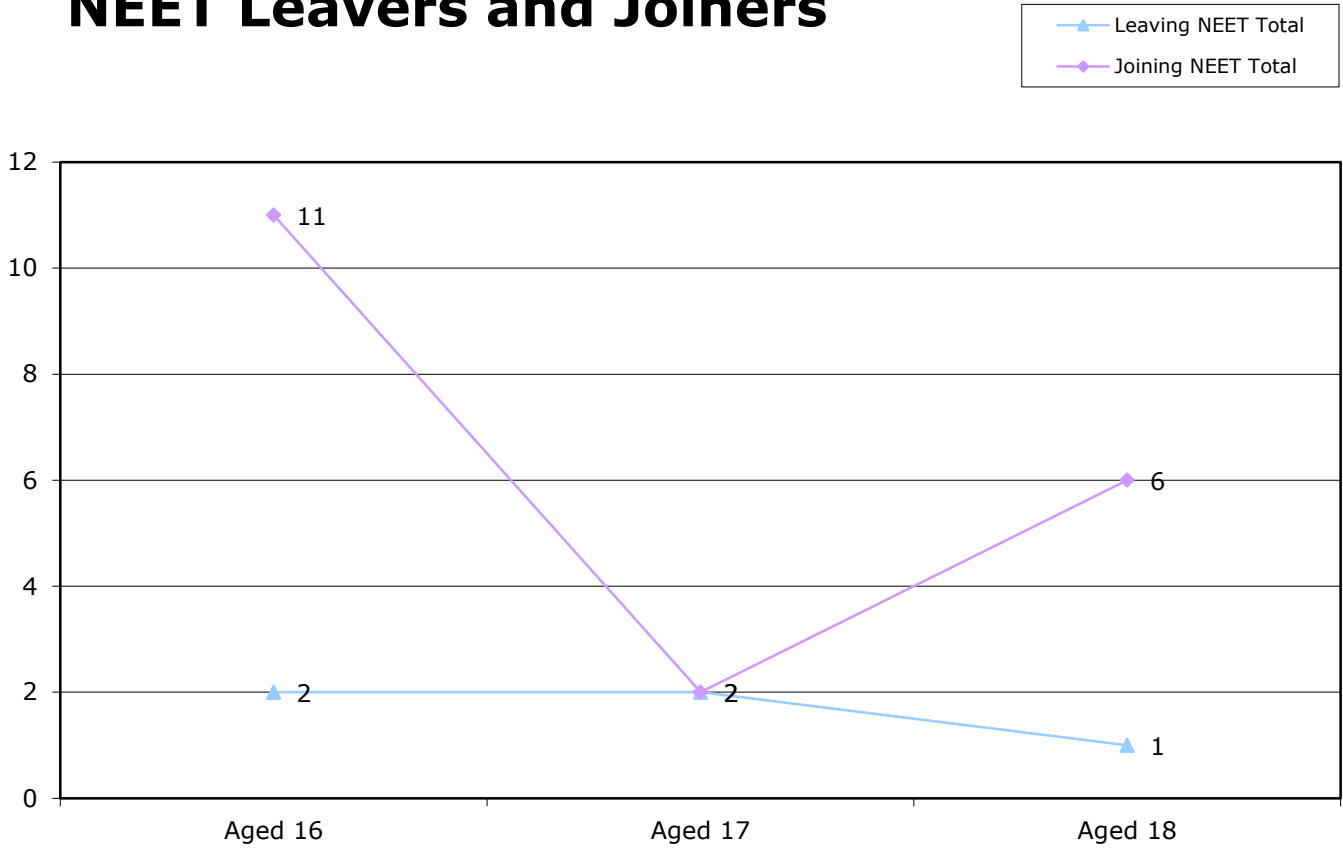
16-18 year old NEET by Vulnerable Group	May-15	Apr-15	Mar-15	Feb-15	Jan-15	Dec-14	Nov-14	Oct-14	Sep-14	Aug-14	Jul-14	Jun-14	May-14
Children in Care	24	23	20	20	19	18	19	15	17	42	41	40	43
Caring for own child	41	41	39	39	38	35	32	27	32	72	58	58	58
Asylum seeker	0	0	0	0	0	0	0	0	0	0	0	0	0
Carer not own child	5	6	5	4	3	3	2	1	2	4	5	4	4
Substance Misuse	1	1	1	1	2	2	2	1	2	6	7	7	7
Care Leaver	6	7	7	7	6	6	5	6	10	7	7	7	8
Supervised by YOT	16	19	18	18	20	19	14	12	8	12	13	13	14
Pregnancy	24	21	21	20	21	16	15	14	16	18	24	22	23
Parent not caring for own child	2	2	2	1	1	1	0	1	0	1	1	1	1
SEND (16-18 year olds)	29	30	29	26	28	30	25	19	19	44	47	36	38
SEND (19+ year olds)	120	120	120	121	122	122	121	126	128	107	109	113	114
Total 16-18 NEET with at least one vulnerable group	124	123	117	114	115	107	96	83	92	161	163	154	

16-18 year old Not Knowns by Vulnerable Group	May-15	Apr-15	Mar-15	Feb-15	Jan-15	Dec-14	Nov-14	Oct-14	Sep-14	Aug-14	Jul-14	Jun-14	May-14
Children in Care	24	24	23	24	23	23	34	36	89	14	19	19	13
Caring for own child	9	9	9	9	7	8	10	10	17	6	5	5	3
Asylum seeker	2	2	2	2	2	2	2	4	2	2	2	2	2
Carer not own child	1	1	1	1	2	2	1	2	5	0	0	0	0
Substance Misuse	0	0	0	1	1	0	2	2	6	5	7	7	5
Care Leaver	3	3	3	2	2	2	2	1	1	0	0	0	0
Supervised by YOT	4	2	3	2	0	1	15	15	24	3	4	3	3
Pregnancy	4	4	2	3	3	2	2	2	6	2	2	2	2
Parent not caring for own child	0	0	0	0	0	0	0	0	0	1	1	1	1
SEND (16-18 year olds)	46	46	46	45	46	48	60	67	193	21	21	20	14
SEND (19+ year olds)	307	303	295	295	295	292	288	293	322	197	205	211	214
Total not known with at least one vulnerable group	74	75	72	75	72	74	103	111	295	44	49	48	

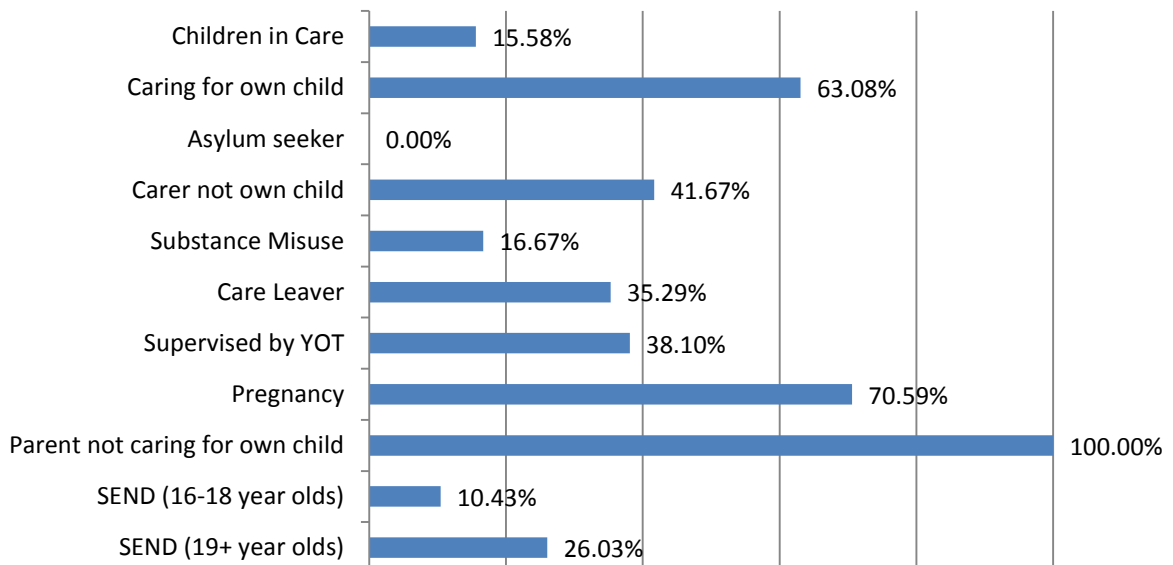
16-18 Year old NEET Leavers & Joiners	Aged 16	Aged 17	Aged 18	16-18 Total	Aged 19
Leaving NEET Total	2	2	1	5	5
Education	0	0	0	0	0
Employment	2	1	1	4	0
Government supported training	0	1	0	1	0
Re-engagement Provision	0	0	0	0	0
NEET in other area	0	0	0	0	0
Custodial Sentence	0	0	0	0	0
Moved Away	0	0	0	0	5
Cannot Be Contacted	0	0	0	0	0
Refused to disclose activity	0	0	0	0	0
Unknown Activity	0	0	0	0	0
Other Reason	0	0	0	0	0
Joining NEET Total	11	2	6	19	0
Education	9	0	0	9	0
Employment	1	2	3	6	0
Government supported training	0	0	0	0	0
Re-engagement Provision	0	0	0	0	0
NEET in other area	0	0	0	0	0
Other (inc custodial sentence)	1	0	3	4	0
Joiners>Leavers	-9	0	-5	-14	5

16-18 Year Old NEET Labour Market Summary	No	%
Available:		
Working not for reward	8	3.79%
Not yet ready for work or learning	11	5.21%
Start Date agreed (other)	0	0.00%
Start Date agreed (RPA compliant)	3	1.42%
Seeking EET	189	89.57%
Available Total	211	100%
Unavailable:		
Young carers	0	0.00%
Teenage parents	19	28.36%
Illness	33	49.25%
Pregnancy	15	22.39%
Religious grounds	0	0.00%
Unlikely to be economically active	0	0.00%
Other reason	0	0.00%
Unavailable Total	67	100%

NEET Leavers and Joiners



% of Vulnerable Cohorts who are NEET



Education and Young People's Services Performance Management

NEET Monthly Report - Tonbridge & Malling

16-18 year old cohort by Vulnerable Group	May-15	Apr-15	Mar-15	Feb-15	Jan-15	Dec-14	Nov-14	Oct-14	Sep-14	Aug-14	Jul-14	Jun-14	May-14
Children in Care	32	32	32	31	31	31	27	27	27	26	26	24	23
Caring for own child	25	25	26	23	23	19	18	16	16	37	35	35	35
Asylum seeker	0	0	0	0	0	0	0	0	0	1	1	1	1
Carer not own child	11	11	11	10	9	9	9	9	9	10	10	10	10
Substance Misuse	4	4	4	3	3	3	7	7	7	9	9	10	10
Care Leaver	0	0	0	0	0	0	1	1	1	1	1	1	1
Supervised by YOT	13	11	11	10	10	11	15	16	13	10	10	9	10
Pregnancy	11	11	11	12	13	12	12	10	10	11	12	11	10
Parent not caring for own child	1	1	1	1	1	0	0	0	0	2	2	2	2
SEND (16-18 year olds)	139	139	139	141	141	142	140	142	140	156	156	140	140
SEND (19+ year olds)	273	273	273	273	275	275	275	275	275	225	229	232	237
Total 16-18 cohort with at least one vulnerable group	212	211	212	210	210	208	210	208	202	239	238	222	

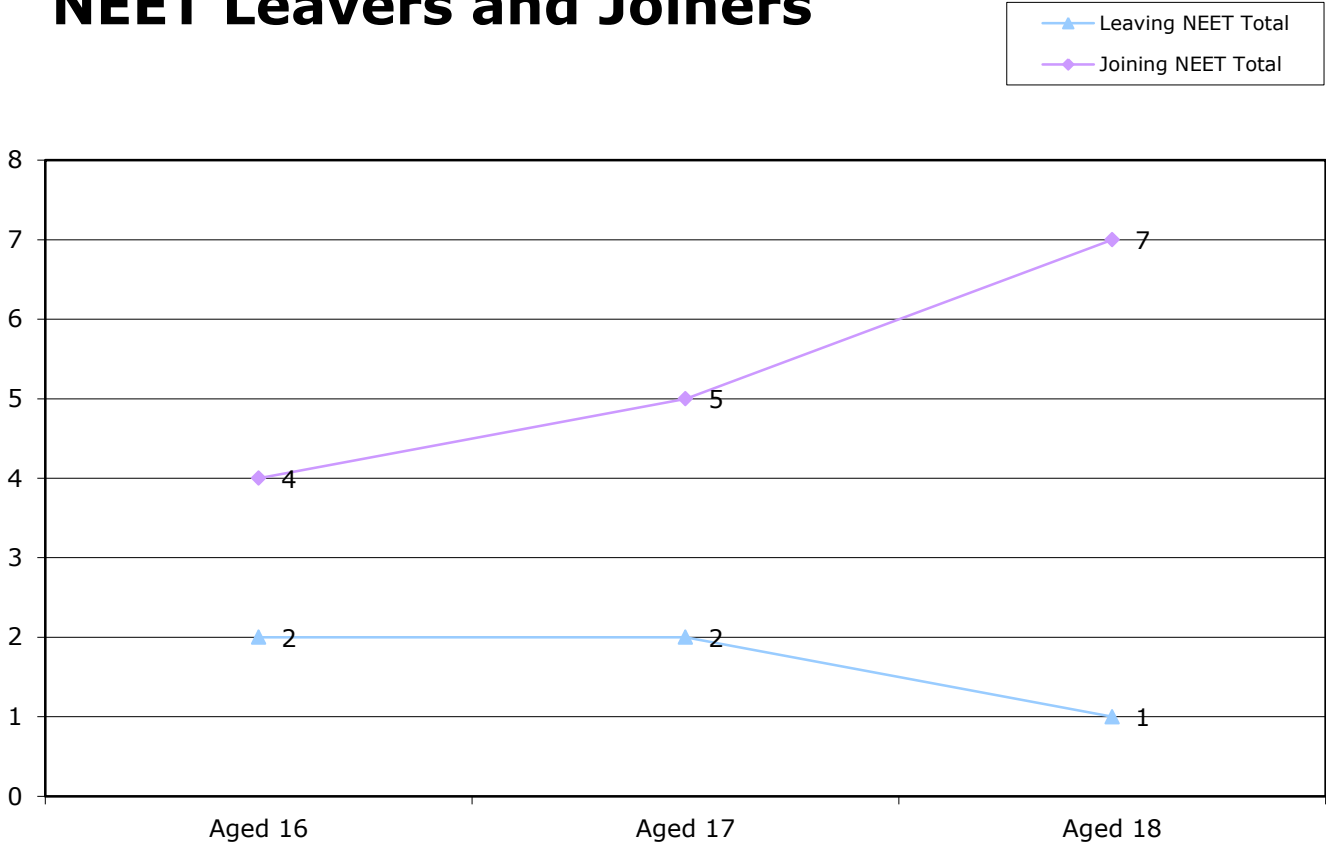
16-18 year old NEET by Vulnerable Group	May-15	Apr-15	Mar-15	Feb-15	Jan-15	Dec-14	Nov-14	Oct-14	Sep-14	Aug-14	Jul-14	Jun-14	May-14
Children in Care	2	1	1	0	0	1	0	0	0	4	3	4	3
Caring for own child	20	20	21	18	19	15	14	12	13	28	26	26	26
Asylum seeker	0	0	0	0	0	0	0	0	0	1	1	1	1
Carer not own child	4	3	3	3	2	2	2	2	2	2	2	2	2
Substance Misuse	1	1	1	0	0	0	0	0	0	1	1	2	2
Care Leaver	0	0	0	0	0	0	0	0	0	1	1	1	1
Supervised by YOT	7	6	6	3	4	4	4	3	3	5	4	4	5
Pregnancy	10	10	10	11	12	10	9	7	7	8	9	8	7
Parent not caring for own child	1	1	1	1	1	0	0	0	0	2	2	2	2
SEND (16-18 year olds)	12	11	11	11	10	8	7	6	6	13	15	12	12
SEND (19+ year olds)	48	48	48	48	49	49	49	50	50	46	46	47	49
Total 16-18 NEET with at least one vulnerable group	50	48	49	43	43	37	34	27	28	56	57	56	

16-18 year old Not Knowns by Vulnerable Group	May-15	Apr-15	Mar-15	Feb-15	Jan-15	Dec-14	Nov-14	Oct-14	Sep-14	Aug-14	Jul-14	Jun-14	May-14
Children in Care	9	10	8	7	7	7	8	9	20	6	5	5	4
Caring for own child	2	1	1	1	1	1	1	1	2	3	3	3	3
Asylum seeker	0	0	0	0	0	0	0	0	0	0	0	0	0
Carer not own child	1	1	0	0	0	0	0	1	5	0	0	0	0
Substance Misuse	1	1	1	1	1	0	4	4	5	2	2	2	2
Care Leaver	0	0	0	0	0	0	1	1	1	0	0	0	0
Supervised by YOT	0	0	0	0	0	0	4	3	7	1	2	2	2
Pregnancy	0	0	0	0	0	1	1	1	2	1	1	1	1
Parent not caring for own child	0	0	0	0	0	0	0	0	2	0	0	0	0
SEND (16-18 year olds)	17	18	16	18	20	25	28	35	98	27	27	27	25
SEND (19+ year olds)	197	197	187	188	189	192	193	196	221	148	153	155	158
Total not known with at least one vulnerable group	27	27	23	24	26	31	41	49	128	33	33	35	

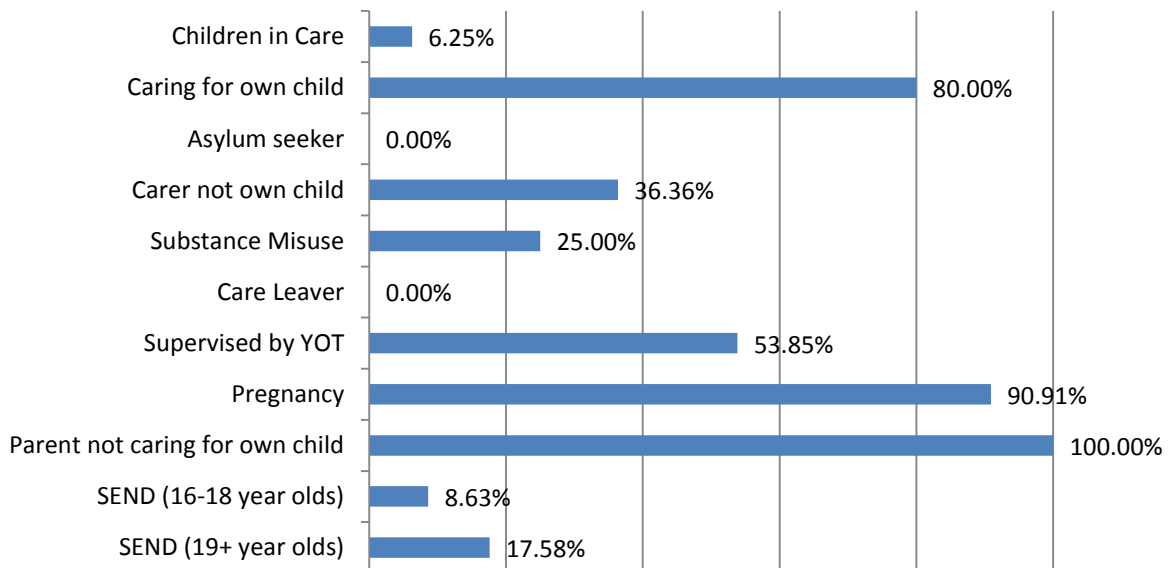
16-18 Year old NEET Leavers & Joiners	Aged 16	Aged 17	Aged 18	16-18 Total	Aged 19
Leaving NEET Total	2	2	1	5	5
Education	0	0	0	0	0
Employment	2	1	1	4	0
Government supported training	0	1	0	1	0
Re-engagement Provision	0	0	0	0	0
NEET in other area	0	0	0	0	0
Custodial Sentence	0	0	0	0	0
Moved Away	0	0	0	0	5
Cannot Be Contacted	0	0	0	0	0
Refused to disclose activity	0	0	0	0	0
Unknown Activity	0	0	0	0	0
Other Reason	0	0	0	0	0
Joining NEET Total	4	5	7	16	0
Education	2	3	1	6	0
Employment	1	2	3	6	0
Government supported training	0	0	0	0	0
Re-engagement Provision	0	0	0	0	0
NEET in other area	0	0	0	0	0
Other (inc custodial sentence)	1	0	3	4	0
Joiners>Leavers	-2	-3	-6	-11	5

16-18 Year Old NEET Labour Market Summary	No	%
Available:		
Working not for reward	8	3.79%
Not yet ready for work or learning	11	5.21%
Start Date agreed (other)	0	0.00%
Start Date agreed (RPA compliant)	3	1.42%
Seeking EET	189	89.57%
Available Total	211	100%
Unavailable:		
Young carers	0	0.00%
Teenage parents	19	28.36%
Illness	33	49.25%
Pregnancy	15	22.39%
Religious grounds	0	0.00%
Unlikely to be economically active	0	0.00%
Other reason	0	0.00%
Unavailable Total	67	100%

NEET Leavers and Joiners



% of Vulnerable Cohorts who are NEET



Education and Young People's Services Performance Management

NEET Monthly Report - Tunbridge Wells

16-18 year old cohort by Vulnerable Group	May-15	Apr-15	Mar-15	Feb-15	Jan-15	Dec-14	Nov-14	Oct-14	Sep-14	Aug-14	Jul-14	Jun-14	May-14
Children in Care	19	18	18	18	19	18	21	20	20	23	23	22	22
Caring for own child	17	16	15	14	13	9	9	8	8	30	30	30	30
Asylum seeker	4	4	4	4	4	4	4	4	4	5	5	5	5
Carer not own child	5	5	5	4	4	4	6	6	6	4	4	4	5
Substance Misuse	4	4	4	4	4	4	5	4	4	7	7	7	7
Care Leaver	6	6	6	5	5	5	5	5	5	1	1	1	1
Supervised by YOT	16	16	16	16	16	16	19	20	12	5	6	6	6
Pregnancy	10	9	8	10	10	10	9	9	9	11	12	11	11
Parent not caring for own child	2	2	2	2	2	2	2	2	2	2	2	2	2
SEND (16-18 year olds)	139	138	136	137	137	135	138	141	148	149	149	139	141
SEND (19+ year olds)	227	227	227	227	227	227	227	227	226	185	188	189	191
Total 16-18 cohort with at least one vulnerable group	199	196	192	191	190	184	190	194	194	214	214	204	

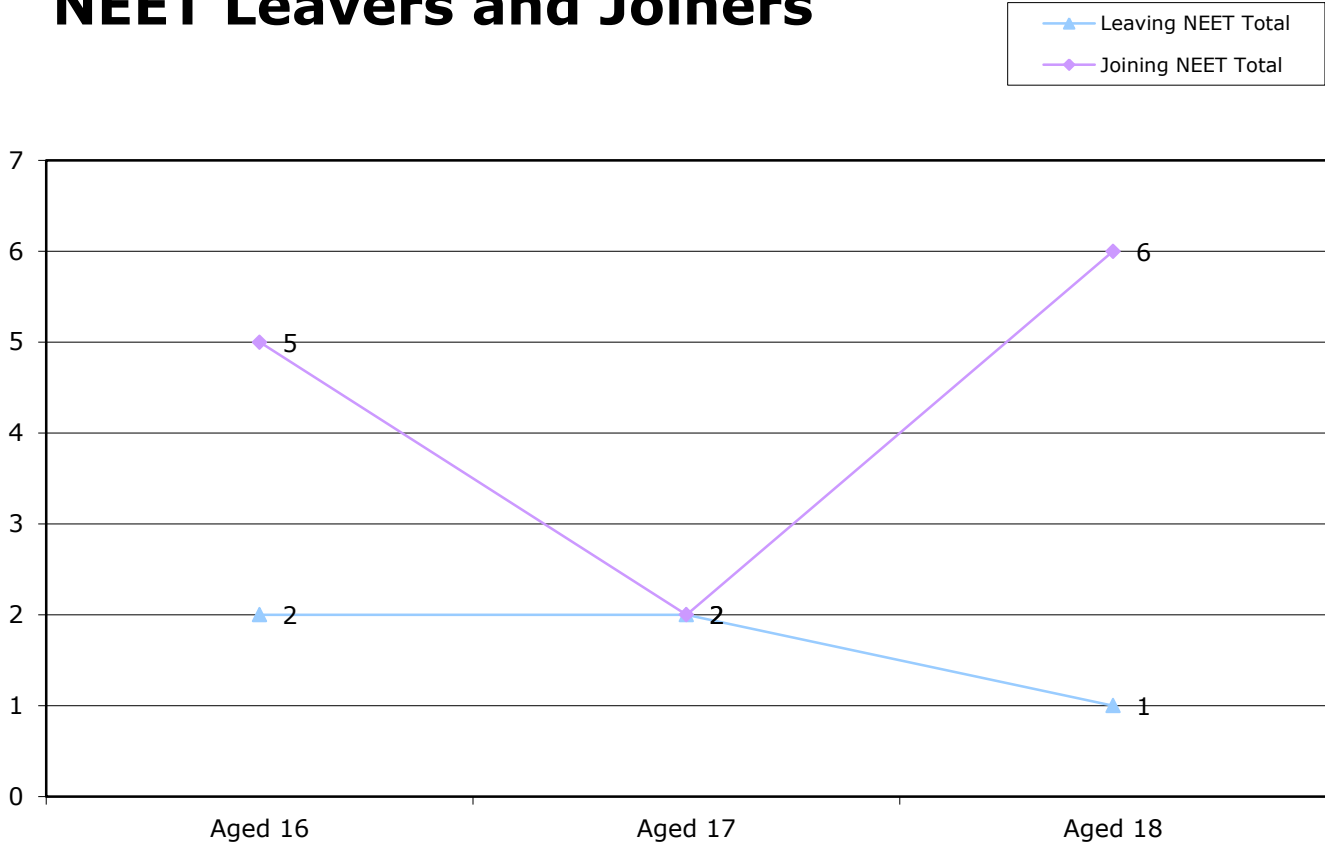
16-18 year old NEET by Vulnerable Group	May-15	Apr-15	Mar-15	Feb-15	Jan-15	Dec-14	Nov-14	Oct-14	Sep-14	Aug-14	Jul-14	Jun-14	May-14
Children in Care	3	1	1	0	1	0	0	0	2	6	4	6	6
Caring for own child	15	14	13	12	11	7	7	6	7	21	21	22	23
Asylum seeker	0	0	0	0	0	0	0	0	0	0	0	0	0
Carer not own child	1	1	2	1	1	1	1	1	0	0	0	0	0
Substance Misuse	2	2	2	1	1	1	1	0	1	2	1	2	2
Care Leaver	5	5	5	4	4	4	3	3	4	1	1	1	1
Supervised by YOT	6	5	5	3	3	3	2	1	2	3	2	3	3
Pregnancy	6	6	6	7	7	7	6	6	6	6	6	5	5
Parent not caring for own child	0	0	0	0	0	0	0	0	1	1	0	1	1
SEND (16-18 year olds)	12	8	7	6	6	6	5	5	5	10	12	9	11
SEND (19+ year olds)	33	32	32	31	31	31	30	30	30	27	23	22	23
Total 16-18 NEET with at least one vulnerable group	41	38	35	30	29	25	21	20	23	41	41	41	

16-18 year old Not Knowns by Vulnerable Group	May-15	Apr-15	Mar-15	Feb-15	Jan-15	Dec-14	Nov-14	Oct-14	Sep-14	Aug-14	Jul-14	Jun-14	May-14
Children in Care	2	2	2	3	2	2	7	8	17	2	2	2	2
Caring for own child	1	1	0	0	0	0	0	0	1	1	1	1	2
Asylum seeker	0	0	0	0	0	0	0	0	3	1	1	1	1
Carer not own child	0	0	0	0	0	0	2	2	5	0	0	1	2
Substance Misuse	1	1	0	0	0	0	2	2	3	0	0	0	0
Care Leaver	1	1	0	0	0	0	1	1	1	0	0	0	0
Supervised by YOT	2	2	1	0	0	0	5	6	10	0	1	1	1
Pregnancy	0	0	0	0	0	1	2	2	2	0	0	2	2
Parent not caring for own child	1	1	0	0	0	0	0	0	1	0	0	0	0
SEND (16-18 year olds)	21	19	20	19	21	22	30	39	114	16	16	14	12
SEND (19+ year olds)	182	179	165	166	152	151	153	156	172	101	127	131	130
Total not known with at least one vulnerable group	25	23	22	21	22	24	41	51	139	18	18	19	

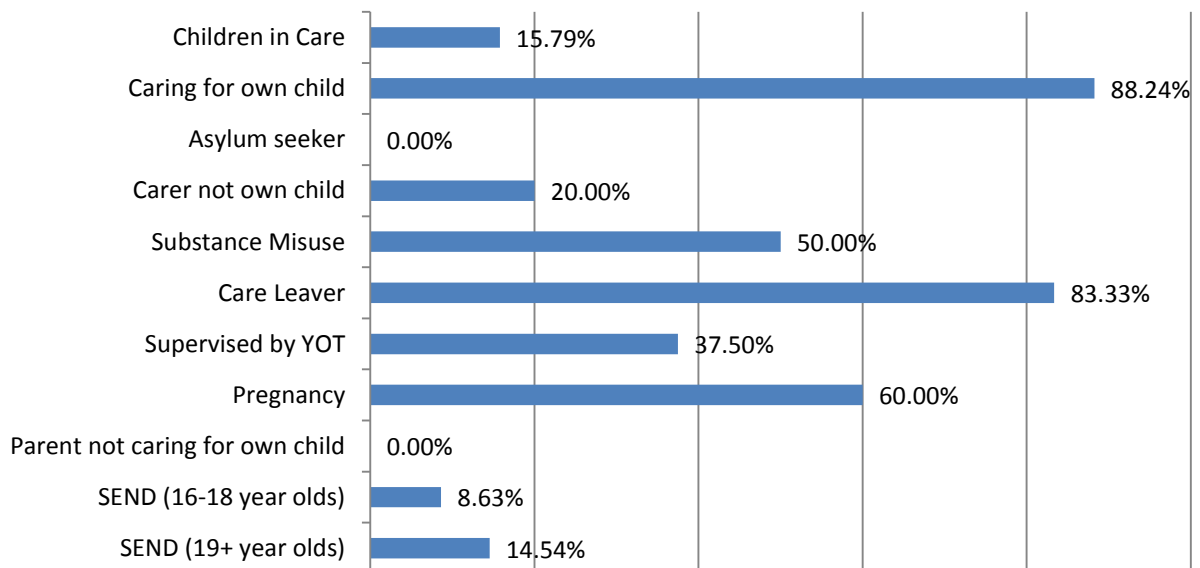
16-18 Year old NEET Leavers & Joiners	Aged 16	Aged 17	Aged 18	16-18 Total	Aged 19
Leaving NEET Total	2	2	1	5	5
Education	0	0	0	0	0
Employment	2	1	1	4	0
Government supported training	0	1	0	1	0
Re-engagement Provision	0	0	0	0	0
NEET in other area	0	0	0	0	0
Custodial Sentence	0	0	0	0	0
Moved Away	0	0	0	0	5
Cannot Be Contacted	0	0	0	0	0
Refused to disclose activity	0	0	0	0	0
Unknown Activity	0	0	0	0	0
Other Reason	0	0	0	0	0
Joining NEET Total	5	2	6	13	0
Education	3	0	0	3	0
Employment	1	2	3	6	0
Government supported training	0	0	0	0	0
Re-engagement Provision	0	0	0	0	0
NEET in other area	0	0	0	0	0
Other (inc custodial sentence)	1	0	3	4	0
Joiners>Leavers	-3	0	-5	-8	5

16-18 Year Old NEET Labour Market Summary	No	%
Available:		
Working not for reward	8	3.79%
Not yet ready for work or learning	11	5.21%
Start Date agreed (other)	0	0.00%
Start Date agreed (RPA compliant)	3	1.42%
Seeking EET	189	89.57%
Available Total	211	100%
Unavailable:		
Young carers	0	0.00%
Teenage parents	19	28.36%
Illness	33	49.25%
Pregnancy	15	22.39%
Religious grounds	0	0.00%
Unlikely to be economically active	0	0.00%
Other reason	0	0.00%
Unavailable Total	67	100%

NEET Leavers and Joiners



% of Vulnerable Cohorts who are NEET

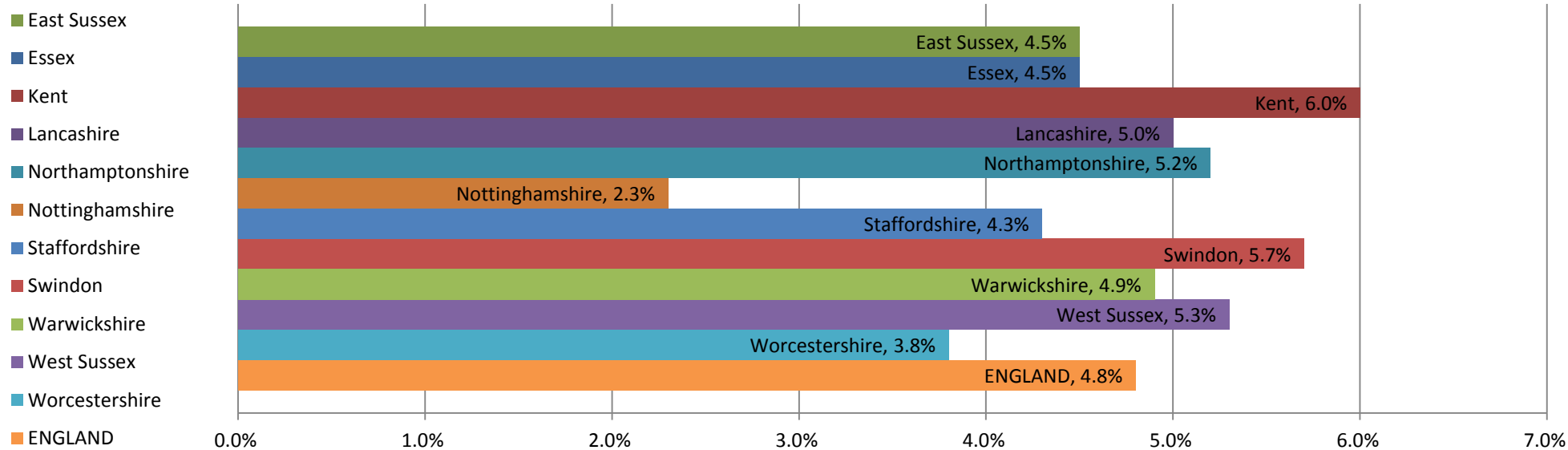


Education and Young People's Services Performance Management
Kent/National/Statistical Neighbours
AS AT 30th April 2015

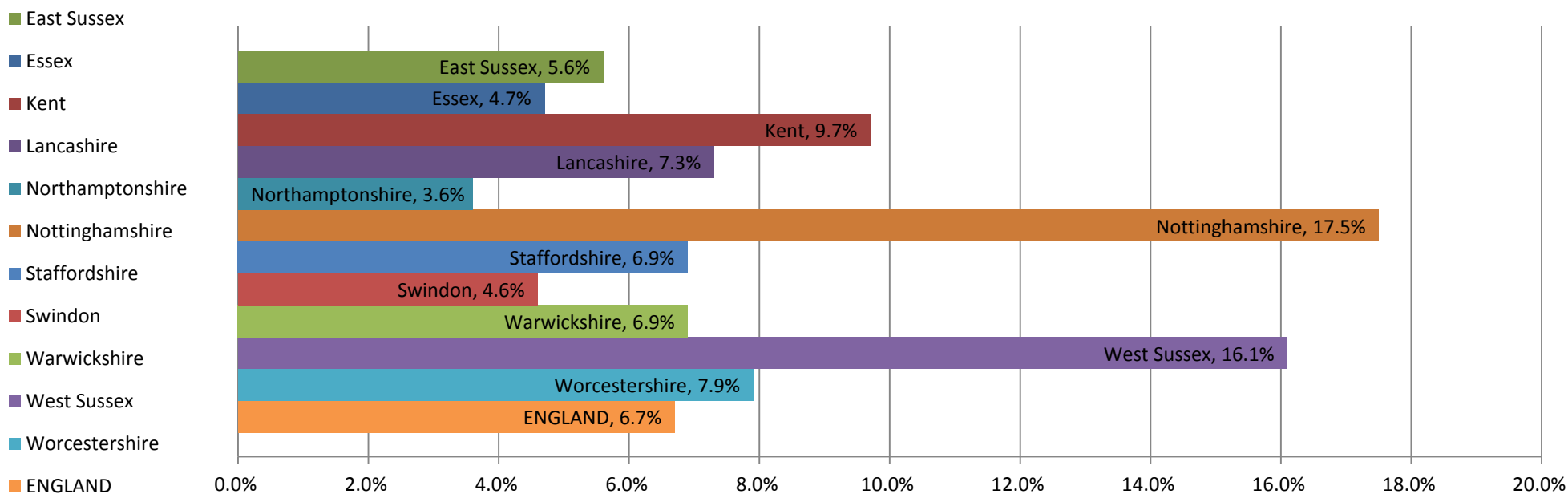
	NEET		Not known		In learning	
	% Academic Age16-18s NEET	% change over last 12 months	% Academic Age16-18s NK	% change over last 12 months	% Academic Age16-18s in learning	% change over last 12 months
ENGLAND	4.8%	-9.4%	6.7%	-6.9%	83.2%	1.2%

Name	NEET Ranked Position	Academic Age16-18 (Y12-Y14) NEET %	Y12 NEET%	Y13 NEET%	Y14 NEET%	N/K Ranked Position	Academic Age 16 - 18 (Y12-Y14) NK %	Y12 NK%	Y13 NK%	Y14 NK%	Academic Age 16 - 18 (Y12-14) In Learning %	Y12 In Learning %	Y13 In Learning %	Y14 In Learning %
Kent	11	6.0%	2.9%	5.7%	9.8%	9	9.7%	4.0%	8.7%	16.7%	77.7%	92.1%	81.4%	59.2%
East Sussex	4	4.5%	2.6%	5.1%	6.2%	4	5.6%	0.7%	2.9%	13.9%	80.9%	93.9%	85.9%	61.4%
Essex	4	4.5%	2.6%	4.6%	6.6%	3	4.7%	1.4%	4.3%	8.6%	80.6%	94.3%	84.2%	63.1%
Lancashire	7	5.0%	2.5%	4.6%	8.0%	7	7.3%	3.0%	7.6%	11.2%	84.5%	93.9%	86.2%	73.7%
Northamptonshire	8	5.2%	3.0%	5.1%	7.6%	1	3.6%	2.2%	3.5%	5.3%	82.4%	93.9%	86.6%	65.6%
Nottinghamshire	1	2.3%	1.3%	1.9%	3.9%	11	17.5%	4.8%	17.6%	29.9%	80.3%	93.8%	80.4%	66.9%
Staffordshire	3	4.3%	2.3%	4.1%	6.7%	5	6.9%	4.0%	3.8%	13.1%	82.3%	92.4%	88.4%	65.6%
Swindon	10	5.7%	2.3%	4.9%	10.2%	2	4.6%	1.0%	2.8%	10.0%	83.1%	95.1%	87.2%	66.8%
Warwickshire	6	4.9%	2.0%	4.2%	8.8%	5	6.9%	3.3%	5.2%	12.1%	84.3%	94.1%	88.2%	70.9%
West Sussex	9	5.3%	1.7%	4.0%	11.5%	10	16.1%	7.9%	13.6%	26.9%	75.2%	89.7%	79.8%	55.6%
Worcestershire	2	3.8%	2.7%	3.8%	5.0%	8	7.9%	1.6%	5.8%	16.6%	83.9%	93.9%	86.8%	70.7%
Mean Indicator for Statistical neighbours		4.6%	2.3%	4.2%	7.5%		8.1%	3.0%	6.7%	14.8%	81.7%	93.5%	85.4%	66.0%

Statistical Neighbours NEETs April 2015



Statistical Neighbours Not Knowns April 2015



Education and Young People's Services Performance Management NEET Monthly Report - Kent

Year 11 intended destinations summary	Cohort total	Total not yet recorded/undecided	%age of total
Kent	17077	2,322	13.6%
Ashford	1380	190	13.8%
Canterbury	1651	230	13.9%
Dartford	1426	152	10.7%
Dover	1405	142	10.1%
Gravesham	1255	66	5.3%
Maidstone	1917	147	7.7%
Sevenoaks	505	109	21.6%
Shepway	1123	227	20.2%
Swale	1658	470	28.3%
Thanet	1604	198	12.3%
Tonbridge & Malling	1638	264	16.1%
Tunbridge Wells	1515	127	8.4%