

Education and Young People's Services

Young People Not in Education, Employment or Training (NEET)

Monthly Report - February 2015

Produced by: Management Information Unit, KCC

Publication Date: 10th March 2015

The figures are based on the monthly submission made to DfE via NCCIS for Kent County Council . Academic age is the age of the young person on 31st August (i.e.: prior to the start of the academic year). The figures include all 16 -18 year olds based on academic age with a Kent County Council area postcode as their primary address.



Executive Summary

Context - Transition

This February there has been a rise in the number of NEETs from January 2015 although the figure is lower than the equivalent period last year, but there remains some turbulence in the tracking of the Not Knowns.

NEETs as a percentage of the 16-18 academic age group (Year 12, 13 and 14)

December 2013	5.89	December 2014	4.56
January 2014	5.86	January 2015	5.25
February 2014	5.82	February 2015	5.34

Not Knowns as a percentage of the 16-18 academic age group (Year 12, 13 and 14)

December 2013	6.6	December 2014	15.21
January 2014	4.6	January 2015	11.22
February 2014	4.69	February 2015	10.54

Progress NEETs

Overall, for the third month in a row the percentage of NEETS is lower than the same time the previous year. The percentage is particularly encouraging in Dover and Thanet where the percentage has dropped by 2% and 1.31% respectively, both areas of traditionally high unemployment. These NEET figures are adjusted, via a DFE calculation, to reflect the potential NEETS who may be in the Not Known category.

Joint work has been taking place with Jobcentre Plus and the Early Help and Preventative Service (EHPS). Three mini job fairs for 16 – 24 year olds have been run. The Swale event attracted 110 NEET young people and 75 young people attended the events in Folkestone/Dover and Thanet. Feedback from the events has been positive and used to inform future planned activities. Ongoing support is continued to be provided by EHPS for those young people who require help overcoming personal barriers to participation and support developing employability skills.

Progress Tracking

Lists of 4000 young people who have not been able to be contacted by telephone or do not have a telephone number registered on IYSS are with EHPS to cross match against databases they hold and to contact direct. This includes employing the support of CXK.

The newly formed Participation Pathways Operational group met for the first time in February with a brief to develop a Participation Development Plan. This will draw together KCC services to both track young people and reduce NEETS through clear lines of roles and responsibilities.

Planned Activity

In March the use of social media will be piloted as a method of tracking young people who are proving difficult to contact via the telephone, email or letter.

EHPS will continue to explore the possibility of tracking young people via direct contact through door knocking and drop in work.

A new list of young people will be sent to Welfare Call to contact during the evenings which will increase the chances of making contact with either young people or their parents/carers.

Education and Young People's Services Performance Management

NEET Monthly Report - Kent

16-18 year old NEET Summary	Total Cohort 16-18	No. NEET 16-18	% NEET 16-18	NEET Target 16-18 Jan 2016	Diff from target	% NEET Age 16	% NEET Age 17	% NEET Age 18	Not knows				
									Acad age 16	Acad age 17	Acad age 18	Total	% of cohort
Kent	53,016	2,496	5.34%	2.50%	2.84%	2.34%	5.18%	8.91%	659	1,757	3,174	5,590	10.54%
Ashford	4,641	205	4.99%	2.10%	2.89%	2.06%	5.24%	8.06%	40	134	285	459	9.89%
Canterbury	4,838	225	5.20%	2.04%	3.16%	2.13%	5.53%	8.08%	43	117	286	446	9.22%
Dartford	3,494	157	5.12%	2.54%	2.58%	1.90%	4.46%	9.41%	45	145	185	375	10.73%
Dover	3,956	181	5.19%	2.79%	2.40%	3.11%	4.54%	8.19%	58	133	231	422	10.67%
Gravesham	3,992	204	5.82%	2.52%	3.30%	1.59%	6.18%	10.48%	52	135	275	462	11.57%
Maidstone	5,481	227	4.70%	2.49%	2.21%	1.46%	4.46%	8.49%	63	145	348	556	10.14%
Sevenoaks	3,489	108	3.66%	1.64%	2.02%	1.84%	4.26%	5.14%	67	139	213	419	12.01%
Shepway	3,883	226	6.53%	3.03%	3.50%	2.91%	6.32%	10.86%	45	126	228	399	10.28%
Swale	5,410	347	7.22%	3.04%	4.18%	3.96%	5.65%	12.68%	71	194	317	582	10.76%
Thanet	5,312	314	6.77%	3.49%	3.28%	3.33%	6.75%	11.02%	73	221	348	642	12.09%
Tonbridge & Malling	4,506	173	4.35%	1.67%	2.68%	1.76%	4.19%	7.56%	56	142	255	453	10.05%
Tunbridge Wells	4,014	129	3.63%	1.65%	1.98%	1.56%	4.06%	5.66%	46	126	203	375	9.34%

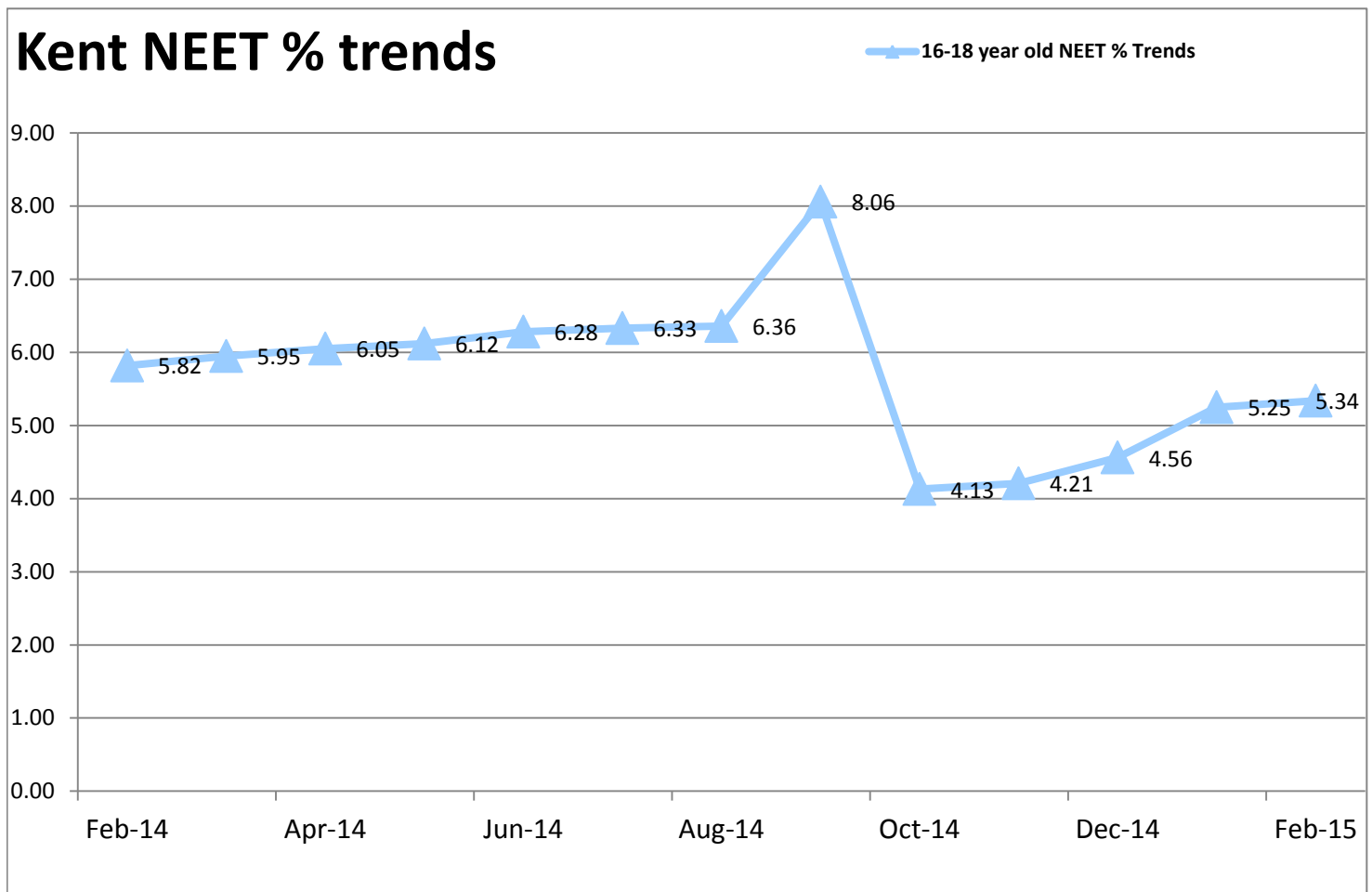
16-18 year old NEET % Trends	Feb-15	Jan-15	Dec-14	Nov-14	Oct-14	Sep-14	Aug-14	Jul-14	Jun-14	May-14	Apr-14	Mar-14	Feb-14
Kent	5.34	5.25	4.56	4.21	4.13	8.06	6.36	6.33	6.28	6.12	6.05	5.95	5.82
Ashford	4.99	4.78	4.29	4.30	3.83	8.34	6.33	6.29	5.99	5.76	5.63	5.46	5.37
Canterbury	5.20	4.98	4.48	3.86	3.93	7.90	5.27	5.21	5.09	5.00	4.89	5.10	4.99
Dartford	5.12	5.16	4.42	4.25	4.27	8.25	7.00	6.28	6.41	5.99	5.99	5.76	5.48
Dover	5.19	5.59	4.74	4.48	4.39	9.42	7.73	7.60	7.65	7.89	7.94	7.53	7.19
Gravesham	5.82	5.81	4.99	4.61	4.57	9.09	7.00	6.90	6.99	6.76	6.67	6.50	6.45
Maidstone	4.70	4.56	4.06	3.94	4.10	7.07	6.51	6.41	5.94	5.63	5.64	5.46	5.34
Sevenoaks	3.66	3.87	3.35	2.79	2.85	5.23	3.88	3.94	4.00	3.72	3.74	3.76	3.74
Shepway	6.53	6.07	5.06	4.68	4.71	9.42	7.17	7.39	7.18	7.09	7.00	7.20	6.94
Swale	7.22	7.15	6.51	6.00	5.76	10.63	7.95	7.78	7.57	7.25	7.04	7.06	6.83
Thanet	6.77	6.51	5.60	4.98	4.78	9.79	8.07	8.13	8.21	8.12	8.45	8.19	8.08
Tonbridge & Malling	4.35	4.25	3.48	3.17	3.05	5.57	4.73	4.52	4.72	4.77	4.44	4.40	4.26
Tunbridge Wells	3.63	3.55	2.91	2.65	2.57	4.93	4.39	4.69	4.88	4.67	4.39	4.17	4.28

16-18 year old Not Known % Trends	Feb-15	Jan-15	Dec-14	Nov-14	Oct-14	Sep-14	Aug-14	Jul-14	Jun-14	May-14	Apr-14	Mar-14	Feb-14
Kent	10.54	11.22	15.21	19.00	24.16	58.70	11.97	11.93	11.72	10.20	8.67	5.80	4.69
Ashford	9.89	10.57	14.98	18.73	25.79	56.67	11.39	11.91	10.12	8.33	7.57	3.67	2.45
Canterbury	9.22	10.03	13.57	15.62	23.73	59.44	8.87	8.16	8.36	7.92	5.48	3.11	2.25
Dartford	10.73	10.88	14.90	19.39	24.09	60.43	13.15	13.75	13.85	12.18	11.20	9.18	9.04
Dover	10.67	12.15	15.81	19.25	22.78	65.00	10.72	9.30	8.73	7.78	6.95	1.63	0.84
Gravesham	11.57	12.36	16.56	21.30	23.33	61.81	14.11	14.22	14.57	12.69	12.33	10.06	8.95
Maidstone	10.14	10.80	14.07	16.97	22.61	50.62	12.02	12.72	13.31	10.68	9.10	6.70	5.15
Sevenoaks	12.01	12.32	15.96	21.61	26.87	60.07	12.15	11.94	12.33	9.19	8.45	6.58	5.69
Shepway	10.28	11.36	16.01	21.59	24.23	54.45	13.39	12.93	13.15	12.22	11.18	8.09	6.70
Swale	10.76	11.13	15.40	18.66	26.39	57.95	13.52	13.97	13.21	11.69	8.06	4.84	3.05
Thanet	12.09	12.74	15.92	18.86	23.36	62.22	9.52	9.40	8.79	8.07	6.79	3.23	2.66
Tonbridge & Malling	10.05	10.64	14.99	19.07	23.75	59.21	13.79	13.56	13.61	12.37	11.05	9.00	7.77
Tunbridge Wells	9.34	9.89	14.93	19.13	23.25	59.06	11.96	11.93		9.82	7.40	5.36	3.99

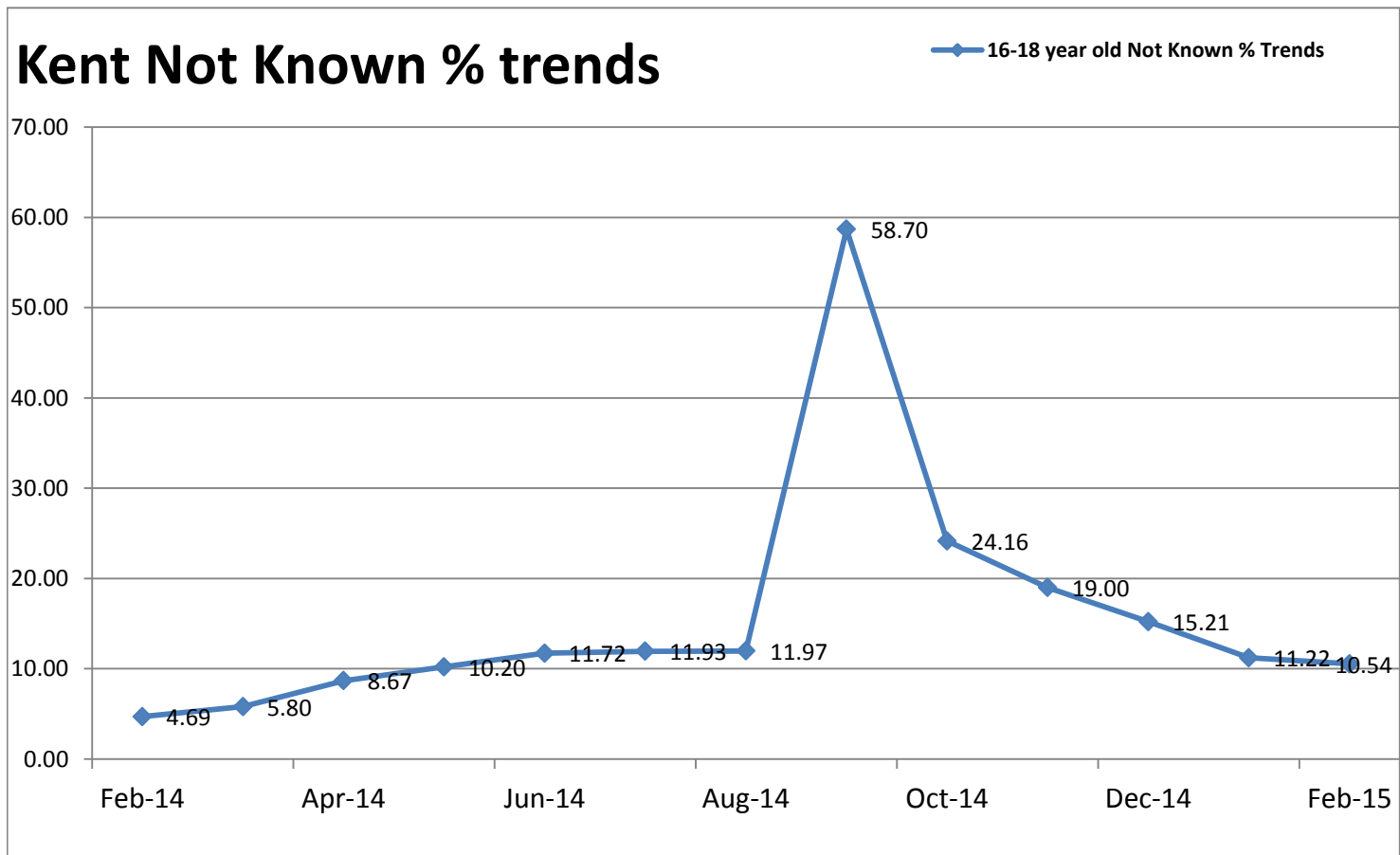
NEETs based on length of time in NEET						Equivalent - February 2014					
	0-6 weeks	7-13 weeks	14-26 weeks	27-52 weeks	52+ weeks	0-6 weeks	7-13 weeks	14-26 weeks	27-52 weeks	52+ weeks	
Kent	99	295	763	464	875	118	346	763	907	713	
Ashford	10	36	66	34	59	17	39	48	87	49	
Canterbury	17	24	64	45	75	5	27	82	63	54	
Dartford	3	16	45	30	63	2	19	59	43	46	
Dover	7	23	51	37	63	12	34	97	68	69	
Gravesham	5	19	54	50	76	12	19	66	64	70	
Maidstone	7	23	60	46	91	14	58	69	61	66	
Sevenoaks	2	12	37	26	31	6	6	31	43	31	
Shepway	13	24	72	44	73	8	29	55	92	62	
Swale	21	39	101	69	117	18	37	93	121	78	
Thanet	8	40	112	38	116	11	42	81	158	104	
Tonbridge & Malling	3	20	60	24	66	6	15	41	55	52	
Tunbridge Wells	3	19	41	21	45	7	21	41	52	32	

Progress RPA - Participating	
% Age 16	% Age 17
88.08%	77.67%
84.28%	72.09%
89.21%	80.98%
93.23%	81.30%
86.26%	79.27%
94.06%	81.73%
92.35%	82.73%
86.85%	75.22%
87.61%	77.64%
88.00%	77.65%
88.54%	76.27%
86.70%	74.15%
79.71%	72.30%

Kent NEET % trends



Kent Not Known % trends



Education and Young People's Services Performance Management

NEET Monthly Report - Kent

16-18 year old cohort by Vulnerable Group	Feb-15	Jan-15	Dec-14	Nov-14	Oct-14	Sep-14	Aug-14	Jul-14	Jun-14	May-14	Apr-14	Mar-14	Feb-14
Children in Care	672	673	678	692	680	688	747	746	714	698	701	699	700
Caring for own child	336	328	293	281	262	252	605	540	533	531	530	527	512
Asylum seeker	40	40	40	41	41	41	79	80	79	78	78	78	79
Carer not own child	79	77	72	73	73	71	84	84	84	86	86	85	83
Substance Misuse	72	71	71	101	99	98	136	149	160	163	162	161	161
Care Leaver	81	80	79	77	76	76	63	61	61	62	63	63	61
Supervised by YOT	236	231	257	289	285	259	166	180	181	201	204	204	202
Pregnancy	177	168	157	143	137	133	196	203	190	184	176	176	179
Parent not caring for own child	16	16	13	13	13	13	22	22	23	23	23	23	22
SEND (16-18 year olds)	2088	2086	2087	2094	2106	2114	2283	2279	2098	2099	2113	2114	2112
SEND (19+ year olds)	3898	3898	3900	3901	3902	3902	3196	3257	3312	3377	3871	3464	3506
Total 16-18 cohort with at least one vulnerable group	3339	3316	3279	3309	3295	3276	3822	3781	3599		3598		

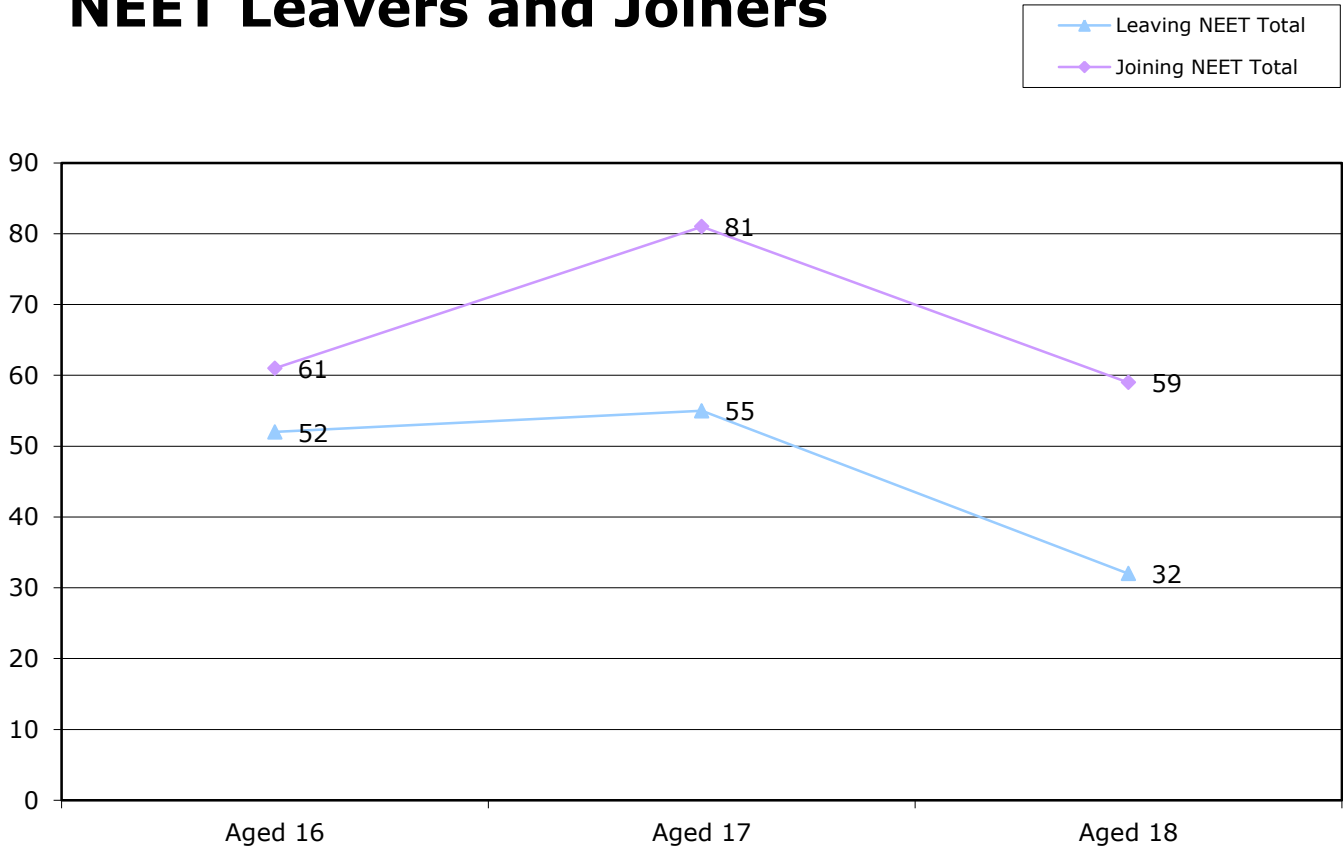
16-18 year old NEET by Vulnerable Group	Feb-15	Jan-15	Dec-14	Nov-14	Oct-14	Sep-14	Aug-14	Jul-14	Jun-14	May-14	Apr-14	Mar-14	Feb-14
Children in Care	98	97	94	91	78	98	165	159	159	154	158	154	147
Caring for own child	230	224	187	175	154	165	408	385	383	382	382	383	371
Asylum seeker	4	4	5	5	2	3	5	5	4	4	5	6	5
Carer not own child	25	23	21	18	17	18	29	30	28	28	29	28	27
Substance Misuse	11	14	12	19	15	18	32	47	60	60	59	57	54
Care Leaver	37	33	31	28	31	41	31	30	31	32	33	33	29
Supervised by YOT	77	75	85	75	57	47	63	71	77	80	85	79	72
Pregnancy	136	130	112	96	93	94	143	148	135	131	121	121	122
Parent not caring for own child	8	9	7	5	6	7	12	11	12	12	12	11	12
SEND (16-18 year olds)	174	168	166	154	147	157	295	305	256	252	258	258	249
SEND (19+ year olds)	833	834	830	826	841	858	748	725	735	748	822	760	765
Total 16-18 NEET with at least one vulnerable group	680	659	598	546	504	551	974	995	955		944		

16-18 year old Not Known by Vulnerable Group	Feb-15	Jan-15	Dec-14	Nov-14	Oct-14	Sep-14	Aug-14	Jul-14	Jun-14	May-14	Apr-14	Mar-14	Feb-14
Children in Care	99	95	99	169	189	424	77	80	87	72	75	45	37
Caring for own child	38	35	38	44	45	63	37	38	52	39	37	23	19
Asylum seeker	10	10	10	16	21	30	19	19	23	19	20	15	13
Carer not own child	9	9	8	9	11	39	7	5	8	8	7	5	4
Substance Misuse	12	11	5	30	31	57	20	26	32	29	30	14	8
Care Leaver	16	18	12	16	16	17	8	10	13	13	11	7	4
Supervised by YOT	5	1	8	72	78	123	23	30	25	27	16	8	5
Pregnancy	14	14	15	14	13	25	8	9	13	11	11	6	5
Parent not caring for own child	0	0	0	1	2	5	3	4	4	3	3	2	2
SEND (16-18 year olds)	284	304	337	404	463	1300	213	211	183	180	195	121	105
SEND (19+ year olds)	2552	2529	2532	2520	2567	2875	1905	2019	2086	2153	2271	2190	2210
Total not known with at least one vulnerable group	429	441	474	645	726	1820	374	361	374		348		

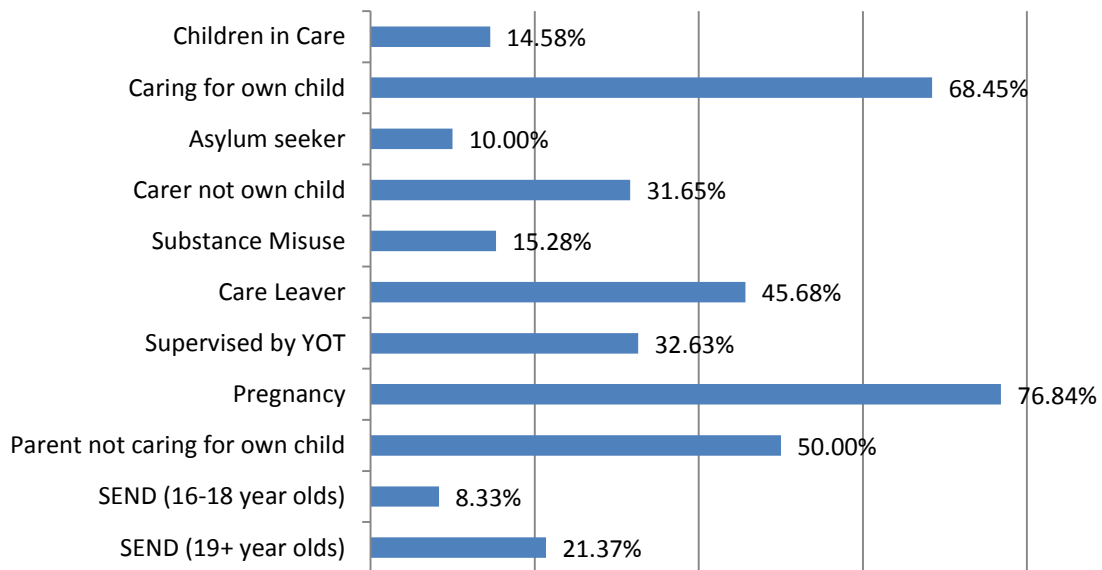
16-18 Year old NEET Leavers & Joiners	Aged 16	Aged 17	Aged 18	16-18 Total	Aged 19
Leaving NEET Total	52	55	32	139	91
Education	8	8	3	19	0
Employment	8	17	17	42	1
Government supported training	32	25	10	67	1
Re-engagement Provision	0	0	0	0	0
NEET in other area	3	3	1	7	0
Custodial Sentence	0	1	1	2	0
Moved Away	1	1	0	2	88
Cannot Be Contacted	0	0	0	0	0
Refused to disclose activity	0	0	0	0	0
Unknown Activity	0	0	0	0	0
Other Reason	0	0	0	0	1
Joining NEET Total	61	81	59	201	15
Education	35	10	2	47	8
Employment	5	15	29	49	2
Government supported training	5	9	3	17	0
Re-engagement Provision	0	0	0	0	0
NEET in other area	0	0	0	0	0
Other (inc custodial sentence)	16	47	25	88	5
Joiners>Leavers	-9	-26	-27	-62	76

16-18 Year Old NEET Labour Market Summary	No	%
Available:		
Working not for reward	45	2.21%
Not yet ready for work or learning	123	6.04%
Start Date agreed	41	2.01%
Seeking EET	1827	89.73%
Available Total	2036	100%
Unavailable:		
Young carers	12	2.61%
Teenage parents	199	43.26%
Illness	149	32.39%
Pregnancy	91	19.78%
Religious grounds	0	0.00%
Unlikely to be economically active	9	1.96%
Other reason	0	0.00%
Unavailable Total	460	100%

NEET Leavers and Joiners



% of Vulnerable Cohorts who are NEET



Education and Young People's Services Performance Management

NEET Monthly Report - Ashford

16-18 year old cohort by Vulnerable Group	Feb-15	Jan-15	Dec-14	Nov-14	Oct-14	Sep-14	Aug-14	Jul-14	Jun-14	May-14	Apr-14	Mar-14	Feb-14
Children in Care	55	55	53	56	56	63	70	71	70	70	70	72	70
Caring for own child	23	22	18	15	13	12	35	34	34	34	34	34	32
Asylum seeker	4	4	4	4	4	4	10	10	10	10	10	10	10
Carer not own child	10	10	10	10	10	10	9	9	9	9	9	9	9
Substance Misuse	7	7	6	6	6	6	9	11	12	12	12	12	11
Care Leaver	5	4	4	5	5	5	10	9	9	9	10	10	11
Supervised by YOT	13	14	15	17	18	20	8	10	11	13	13	13	12
Pregnancy	11	10	11	9	9	8	14	14	14	14	13	13	14
Parent not caring for own child	0	0	0	1	1	1	2	2	2	2	2	2	2
SEND (16-18 year olds)	153	152	152	155	157	170	183	183	174	174	175	176	176
SEND (19+ year olds)	319	319	320	322	323	323	249	252	257	263	319	276	277
Total 16-18 cohort with at least one vulnerable group	248	246	242	242	244	257	301	302	293		295		

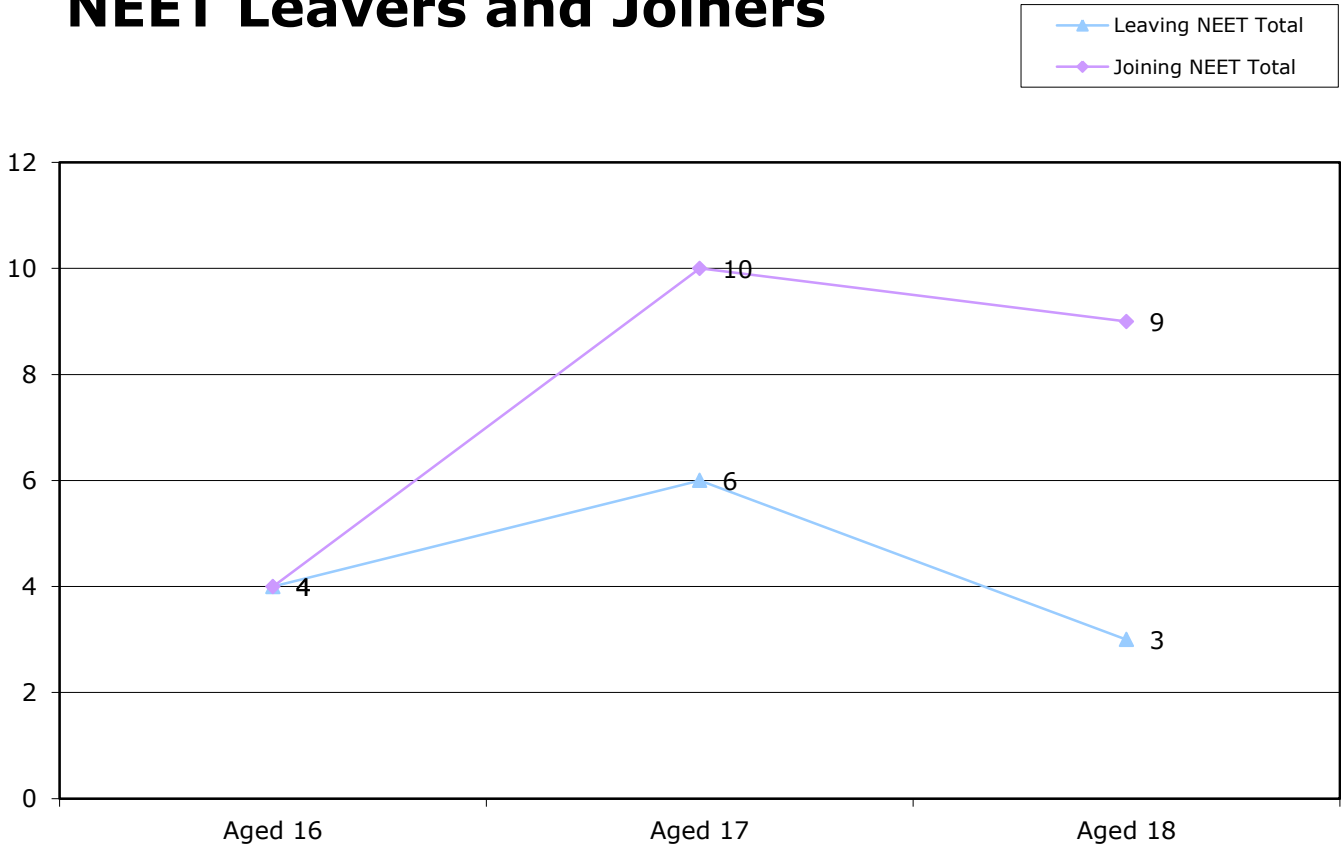
16-18 year old NEET by Vulnerable Group	Feb-15	Jan-15	Dec-14	Nov-14	Oct-14	Sep-14	Aug-14	Jul-14	Jun-14	May-14	Apr-14	Mar-14	Feb-14
Children in Care	12	12	9	9	7	12	15	16	17	17	15	15	13
Caring for own child	16	15	10	7	5	5	22	21	21	21	22	22	20
Asylum seeker	0	0	0	0	0	0	0	0	0	0	0	0	0
Carer not own child	1	1	1	1	1	1	1	1	2	2	2	1	1
Substance Misuse	3	3	2	2	2	2	1	5	6	6	6	6	5
Care Leaver	3	3	3	4	4	4	6	6	6	6	7	7	8
Supervised by YOT	5	4	3	5	3	3	9	2	4	4	4	4	3
Pregnancy	7	6	5	3	3	2	1	9	9	10	9	9	8
Parent not caring for own child	0	0	0	1	1	1		1	1	1	1	1	1
SEND (16-18 year olds)	10	10	9	10	8	10	26	27	22	23	22	23	23
SEND (19+ year olds)	40	40	41	47	49	50	37	37	37	37	45	37	38
Total 16-18 NEET with at least one vulnerable group	44	42	32	30	25	33	69	73	70		70		

16-18 year old Not Knowns by Vulnerable Group	Feb-15	Jan-15	Dec-14	Nov-14	Oct-14	Sep-14	Aug-14	Jul-14	Jun-14	May-14	Apr-14	Mar-14	Feb-14
Children in Care	8	6	6	13	14	37	8	7	6	5	11	7	6
Caring for own child	2	2	2	2	2	4	6	6	8	4	6	1	1
Asylum seeker	0	0	0	2	2	4	3	3	2	2	3	2	2
Carer not own child	1	1	1	1	1	7	1	1	1	1	1	1	0
Substance Misuse	0	0	0	0	1	3	0	0	0	0	0	0	0
Care Leaver	2	1	0	0	0	0	1	1	2	1	1	0	0
Supervised by YOT	1	1	2	1	4	7	1	2	2	1	2	0	0
Pregnancy	2	2	3	2	2	2	1	2	1	1	1	0	0
Parent not caring for own child	0	0	0	0	0	0	1	1	1	1	1	1	1
SEND (16-18 year olds)	20	20	26	32	37	96	20	19	16	14	14	10	10
SEND (19+ year olds)	234	232	235	239	243	272	179	181	186	191	202	198	195
Total not known with at least one vulnerable group	34	31	38	44	53	135	35	35	31		28		

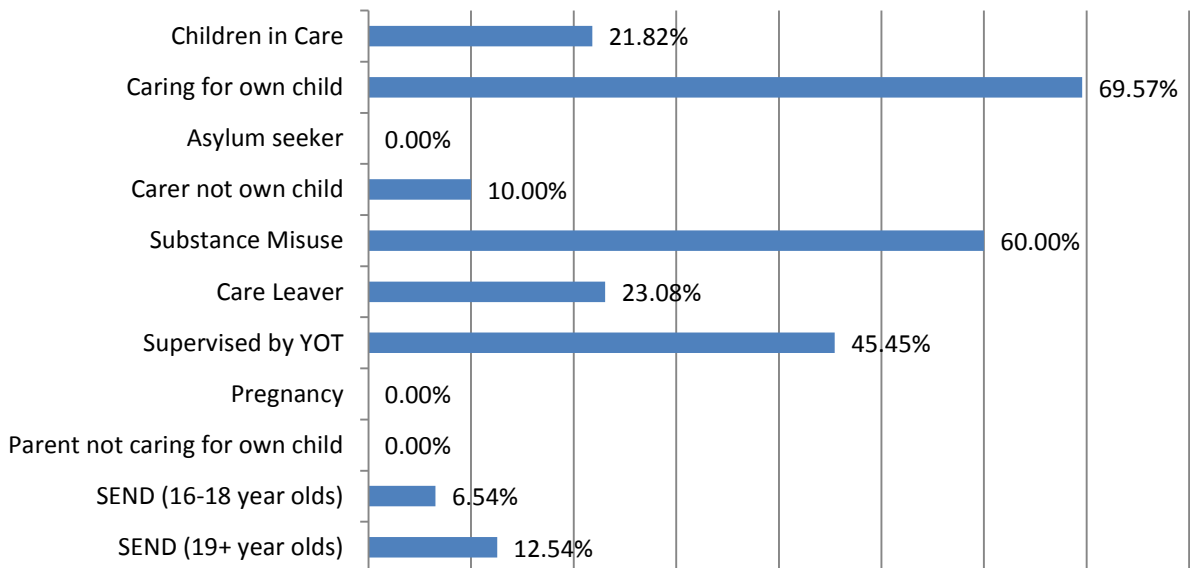
16-18 Year old NEET Leavers & Joiners	Aged 16	Aged 17	Aged 18	16-18 Total	Aged 19
Leaving NEET Total	4	6	3	13	5
Education	0	1	0	1	0
Employment	1	2	3	6	0
Government supported training	2	3	0	5	0
Re-engagement Provision	0	0	0	0	0
NEET in other area	1	0	0	1	0
Custodial Sentence	0	0	0	0	0
Moved Away	0	0	0	0	5
Cannot Be Contacted	0	0	0	0	0
Refused to disclose activity	0	0	0	0	0
Unknown Activity	0	0	0	0	0
Other Reason	0	0	0	0	0
Joining NEET Total	4	10	9	23	0
Education	2	0	1	3	0
Employment	0	3	5	8	0
Government supported training	1	4	1	6	0
Re-engagement Provision	0	0	0	0	0
NEET in other area	0	0	0	0	0
Other (inc custodial sentence)	1	3	2	6	0
Joiners>Leavers	0	-4	-6	-10	5

16-18 Year Old NEET Labour Market Summary	No	%
Available:		
Working not for reward	1	0.58%
Not yet ready for work or learning	7	4.09%
Start Date agreed	2	1.17%
Seeking EET	161	94.15%
Available Total	171	100%
Unavailable:		
Young carers	0	0.00%
Teenage parents	14	41.18%
Illness	14	41.18%
Pregnancy	5	14.71%
Religious grounds	0	0.00%
Unlikely to be economically active	1	2.94%
Other reason	0	0.00%
Unavailable Total	34	100%

NEET Leavers and Joiners



% of Vulnerable Cohorts who are NEET



Education and Young People's Services Performance Management

NEET Monthly Report - Canterbury

16-18 year old cohort by Vulnerable Group	Feb-15	Jan-15	Dec-14	Nov-14	Oct-14	Sep-14	Aug-14	Jul-14	Jun-14	May-14	Apr-14	Mar-14	Feb-14
Children in Care	81	82	83	87	88	90	97	96	92	91	92	91	93
Caring for own child	32	32	28	28	26	23	45	37	37	36	36	36	35
Asylum seeker	7	6	6	7	7	7	13	13	13	12	12	12	12
Carer not own child	4	4	4	4	4	4	5	5	5	5	5	5	5
Substance Misuse	9	9	9	10	10	10	12	12	13	13	13	14	14
Care Leaver	6	7	7	6	6	6	1	1	1	1	1	2	2
Supervised by YOT	19	16	18	23	24	22	15	16	17	19	19	19	19
Pregnancy	18	16	13	10	11	9	17	15	14	14	14	14	13
Parent not caring for own child	1	1	0	0	0	0	1	1	1	1	1	1	1
SEND (16-18 year olds)	224	223	222	220	223	222	234	233	220	219	219	219	219
SEND (19+ year olds)	346	346	346	345	344	344	285	291	297	305	338	310	311
Total 16-18 cohort with at least one vulnerable group	345	341	334	337	341	338	377	369	356		353		

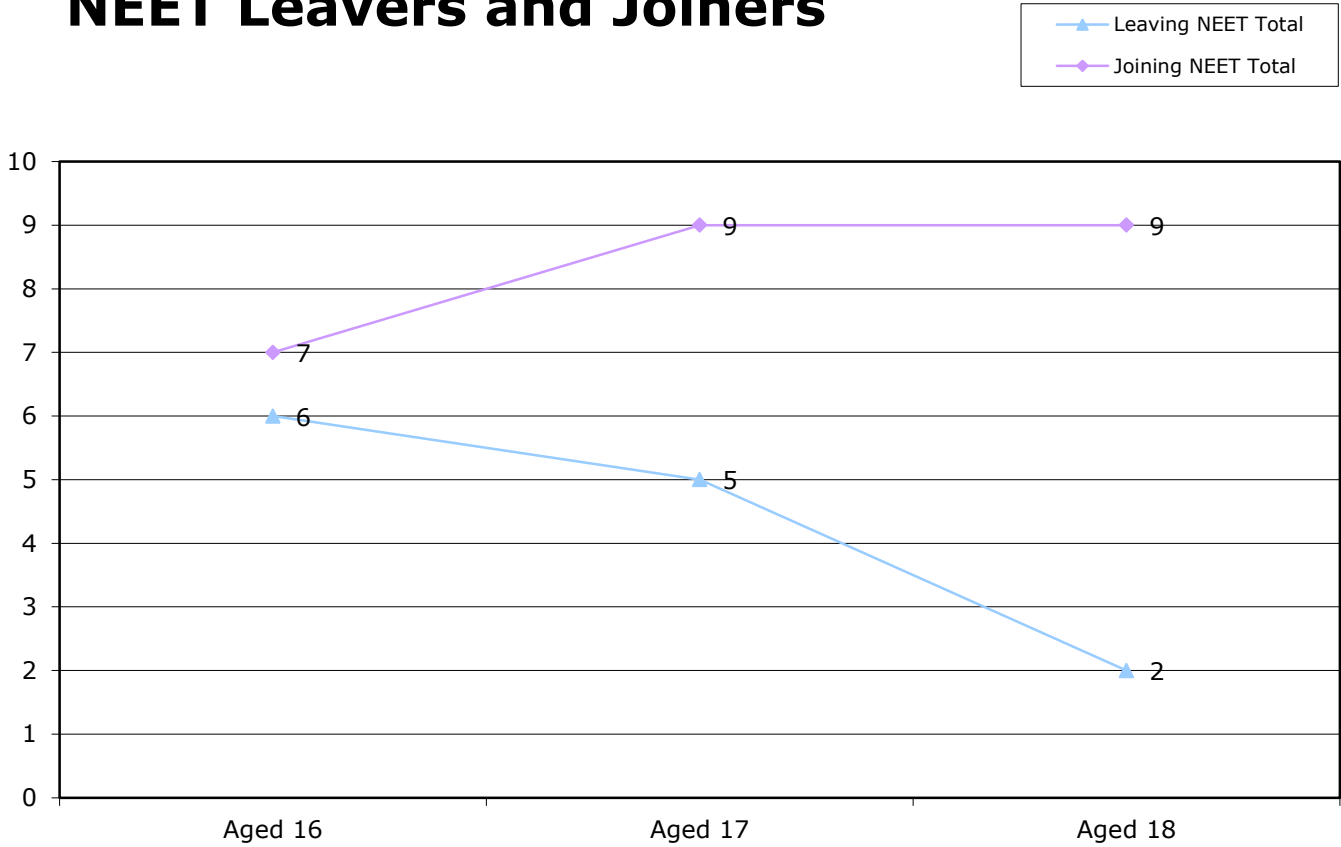
16-18 year old NEET by Vulnerable Group	Feb-15	Jan-15	Dec-14	Nov-14	Oct-14	Sep-14	Aug-14	Jul-14	Jun-14	May-14	Apr-14	Mar-14	Feb-14
Children in Care	11	10	9	9	9	8	12	11	10	10	9	9	10
Caring for own child	18	19	14	14	12	14	25	25	25	24	24	25	23
Asylum seeker	1	1	1	1	0	0	0	0	0	0	0	0	0
Carer not own child	0	0	0	0	0	0	1	1	1	1	1	1	1
Substance Misuse	1	0	0	0	0	2	2	3	3	3	3	4	4
Care Leaver	5	2	2	2	2	4	0	0	0	0	0	1	1
Supervised by YOT	6	3	4	3	5	5	3	4	5	5	11	4	4
Pregnancy	17	15	12	9	10	8	13	12	11	11	0	11	11
Parent not caring for own child	1	1	0	0	0	0	0	0	0	0	0	0	1
SEND (16-18 year olds)	23	21	18	18	20	19	30	29	24	22	20	21	21
SEND (19+ year olds)	77	78	77	75	76	80	71	74	75	77	80	79	80
Total 16-18 NEET with at least one vulnerable group	67	59	49	45	49	51	72	72	67		61		

16-18 year old Not Knowns by Vulnerable Group	Feb-15	Jan-15	Dec-14	Nov-14	Oct-14	Sep-14	Aug-14	Jul-14	Jun-14	May-14	Apr-14	Mar-14	Feb-14
Children in Care	11	12	13	18	20	66	9	9	12	10	9	6	4
Caring for own child	5	5	6	7	7	7	2	1	5	1	0	0	0
Asylum seeker	2	2	2	3	4	6	1	1	2	1	1	1	0
Carer not own child	0	0	0	0	0	2	0	0	0	0	0	0	0
Substance Misuse	2	2	2	3	3	6	0	0	1	0	0	0	0
Care Leaver	0	2	1	0	0	0	0	0	1	1	1	1	0
Supervised by YOT	0	0	0	7	5	9	1	1	2	3	0	1	0
Pregnancy	0	0	0	0	0	1	0	0	0	0	0	0	0
Parent not caring for own child	0	0	0	0	0	0	0	0	0	0	0	0	0
SEND (16-18 year olds)	30	30	33	34	39	154	19	18	16	17	12	8	7
SEND (19+ year olds)	210	214	216	208	209	250	166	169	176	189	195	194	194
Total not known with at least one vulnerable group	44	47	50	61	66	213	29	27	33		21		

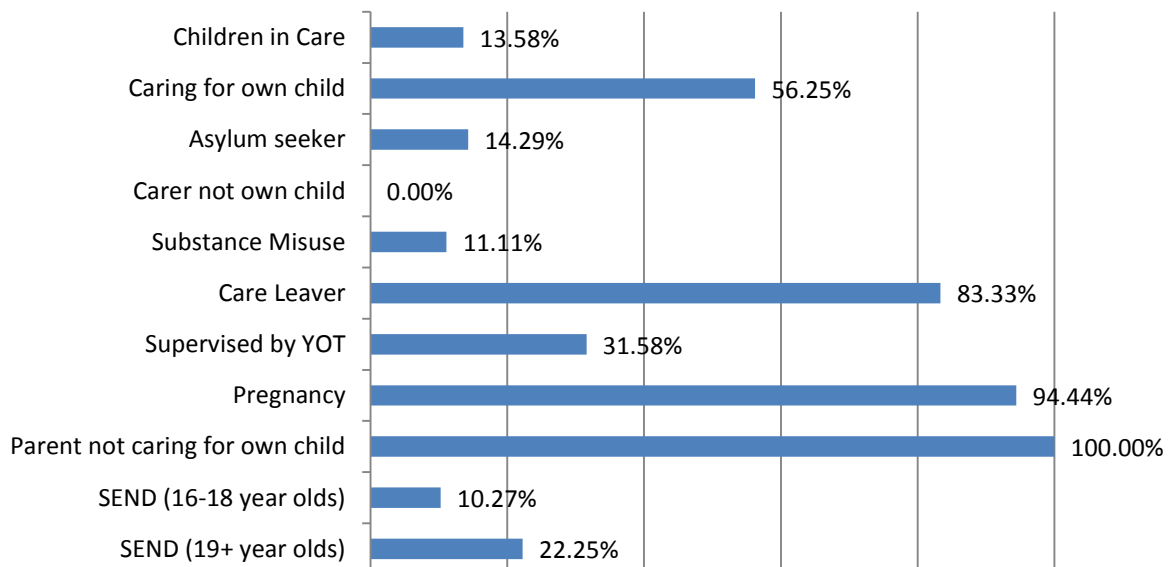
16-18 Year old NEET Leavers & Joiners	Aged 16	Aged 17	Aged 18	16-18 Total	Aged 19
Leaving NEET Total	6	5	2	13	10
Education	3	3	1	7	0
Employment	3	2	1	6	0
Government supported training	0	0	0	0	0
Re-engagement Provision	0	0	0	0	0
NEET in other area	0	0	0	0	0
Custodial Sentence	0	0	0	0	0
Moved Away	0	0	0	0	10
Cannot Be Contacted	0	0	0	0	0
Refused to disclose activity	0	0	0	0	0
Unknown Activity	0	0	0	0	0
Other Reason	0	0	0	0	0
Joining NEET Total	7	9	9	25	2
Education	5	2	1	8	1
Employment	2	2	4	8	1
Government supported training	0	0	1	1	0
Re-engagement Provision	0	0	0	0	0
NEET in other area	0	0	0	0	0
Other (inc custodial sentence)	0	5	3	8	0
Joiners>Leavers	-1	-4	-7	-12	8

16-18 Year Old NEET Labour Market Summary	No	%
Available:		
Working not for reward	6	3.49%
Not yet ready for work or learning	8	4.65%
Start Date agreed	1	0.58%
Seeking EET	157	91.28%
Available Total	172	100%
Unavailable:		
Young carers	0	0.00%
Teenage parents	17	32.08%
Illness	23	43.40%
Pregnancy	13	24.53%
Religious grounds	0	0.00%
Unlikely to be economically active	0	0.00%
Other reason	0	0.00%
Unavailable Total	53	100%

NEET Leavers and Joiners



% of Vulnerable Cohorts who are NEET



Education and Young People's Services Performance Management

NEET Monthly Report - Dartford

16-18 year old cohort by Vulnerable Group	Feb-15	Jan-15	Dec-14	Nov-14	Oct-14	Sep-14	Aug-14	Jul-14	Jun-14	May-14	Apr-14	Mar-14	Feb-14
Children in Care	26	25	28	30	28	31	29	28	27	27	28	25	24
Caring for own child	14	14	13	13	11	10	22	22	21	21	21	21	21
Asylum seeker	1	1	1	1	0	0	0	0	0	0	0	0	0
Carer not own child	5	5	5	5	5	5	6	6	6	7	7	7	7
Substance Misuse	1	1	1	2	2	2	3	3	4	4	4	4	5
Care Leaver	2	2	2	2	2	2	2	2	2	2	2	2	2
Supervised by YOT	10	10	12	14	14	15	11	11	10	11	12	10	10
Pregnancy	3	3	3	2	3	3	7	7	8	7	7	7	8
Parent not caring for own child	1	1	1	1	0	0	0	0	0	0	0	0	0
SEND (16-18 year olds)	114	115	116	115	114	119	137	137	128	128	131	129	128
SEND (19+ year olds)	248	248	248	248	248	248	205	211	216	220	252	223	228
Total 16-18 cohort with at least one vulnerable group	166	166	167	167	163	169	196	196	189		193		

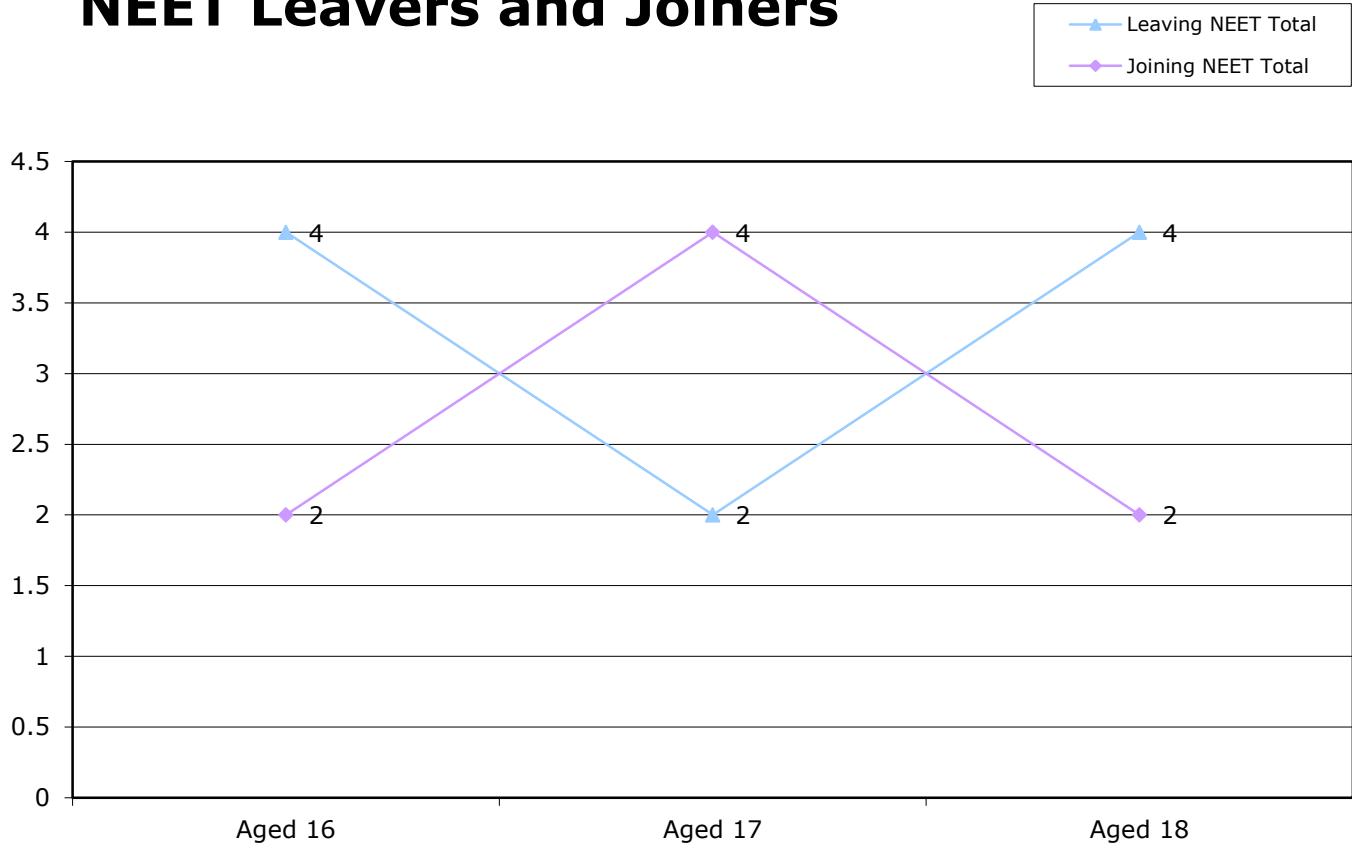
16-18 year old NEET by Vulnerable Group	Feb-15	Jan-15	Dec-14	Nov-14	Oct-14	Sep-14	Aug-14	Jul-14	Jun-14	May-14	Apr-14	Mar-14	Feb-14
Children in Care	5	5	6	8	5	6	6	6	4	5	5	3	3
Caring for own child	13	13	12	12	10	9	20	20	19	19	19	19	19
Asylum seeker	1	1	1	1	0	0	0	0	0	0	0	0	0
Carer not own child	1	1	2	2	2	2	3	3	3	3	3	3	3
Substance Misuse	0	0	0	0	0	0	1	1	2	2	2	2	3
Care Leaver	0	0	0	0	0	0	1	1	1	1	1	1	1
Supervised by YOT	4	4	4	3	2	2	4	4	3	3	4	0	0
Pregnancy	2	2	2	1	2	2	5	5	6	5	5	5	5
Parent not caring for own child	1	1	1	1	0	0	0	0	0	0	0	0	0
SEND (16-18 year olds)	4	4	5	4	4	6	12	13	12	13	12	10	9
SEND (19+ year olds)	40	40	40	40	40	41	35	35	37	38	42	40	40
Total 16-18 NEET with at least one vulnerable group	26	26	27	26	21	23	42	44	43		44		

16-18 year old Not Knowns by Vulnerable Group	Feb-15	Jan-15	Dec-14	Nov-14	Oct-14	Sep-14	Aug-14	Jul-14	Jun-14	May-14	Apr-14	Mar-14	Feb-14
Children in Care	5	5	6	9	10	17	4	5	6	7	6	5	3
Caring for own child	1	1	1	1	1	0	0	0	1	0	0	0	0
Asylum seeker	0	0	0	0	0	0	0	0	0	0	0	0	0
Carer not own child	2	1	1	1	1	2	1	1	1	1	1	1	1
Substance Misuse	1	1	1	2	2	1	0	1	1	1	1	1	0
Care Leaver	2	2	2	2	2	2	1	1	1	1	1	1	1
Supervised by YOT	0	0	0	3	4	8	0	0	0	1	0	0	0
Pregnancy	1	1	0	0	0	0	0	0	0	0	0	0	1
Parent not caring for own child	0	0	0	0	0	0	0	0	0	0	0	0	0
SEND (16-18 year olds)	13	16	19	22	23	68	11	11	10	9	10	7	8
SEND (19+ year olds)	182	181	173	175	175	186	127	137	146	149	154	145	150
Total not known with at least one vulnerable group	23	25	28	34	36	89	15	17	17		16		

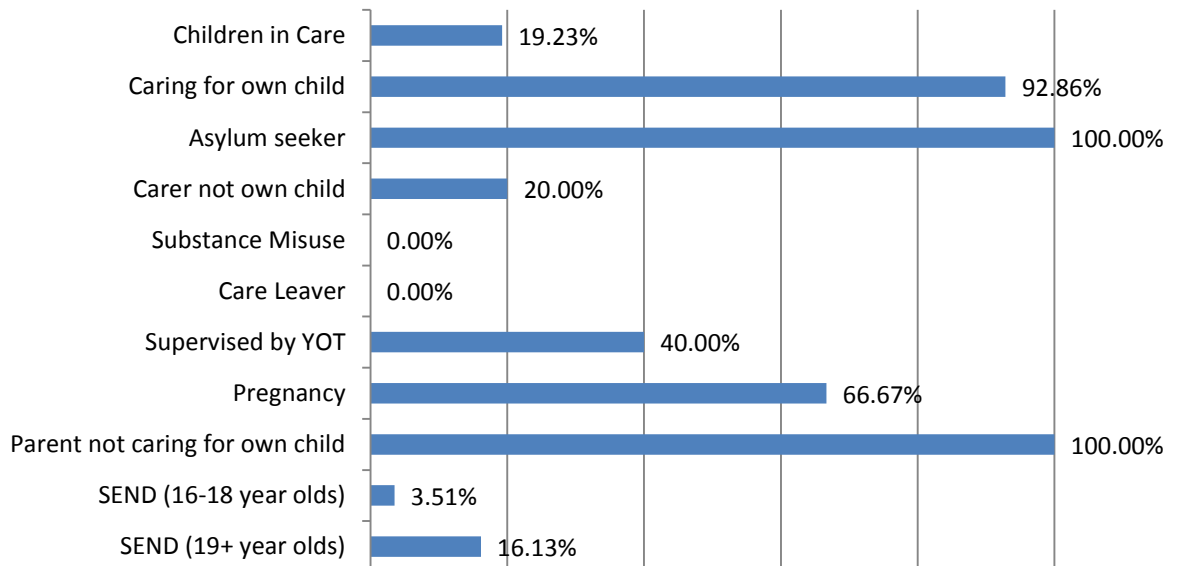
16-18 Year old NEET Leavers & Joiners	Aged 16	Aged 17	Aged 18	16-18 Total	Aged 19
Leaving NEET Total	4	2	4	10	6
Education	0	0	0	0	0
Employment	1	2	2	5	0
Government supported training	3	0	2	5	1
Re-engagement Provision	0	0	0	0	0
NEET in other area	0	0	0	0	0
Custodial Sentence	0	0	0	0	0
Moved Away	0	0	0	0	5
Cannot Be Contacted	0	0	0	0	0
Refused to disclose activity	0	0	0	0	0
Unknown Activity	0	0	0	0	0
Other Reason	0	0	0	0	0
Joining NEET Total	2	4	2	8	1
Education	2	0	0	2	0
Employment	0	1	0	1	1
Government supported training	0	0	0	0	0
Re-engagement Provision	0	0	0	0	0
NEET in other area	0	0	0	0	0
Other (inc custodial sentence)	0	3	2	5	0
Joiners>Leavers	2	-2	2	2	5

16-18 Year Old NEET Labour Market Summary	No	%
Available:		
Working not for reward	3	2.22%
Not yet ready for work or learning	9	6.67%
Start Date agreed	6	4.44%
Seeking EET	117	86.67%
Available Total	135	100%
Unavailable:		
Young carers	1	4.55%
Teenage parents	10	45.45%
Illness	10	45.45%
Pregnancy	1	4.55%
Religious grounds	0	0.00%
Unlikely to be economically active	0	0.00%
Other reason	0	0.00%
Unavailable Total	22	100%

NEET Leavers and Joiners



% of Vulnerable Cohorts who are NEET



Education and Young People's Services Performance Management

NEET Monthly Report - Dover

16-18 year old cohort by Vulnerable Group	Feb-15	Jan-15	Dec-14	Nov-14	Oct-14	Sep-14	Aug-14	Jul-14	Jun-14	May-14	Apr-14	Mar-14	Feb-14
Children in Care	56	56	59	61	58	63	64	62	60	59	61	62	61
Caring for own child	34	34	31	29	27	27	69	65	64	64	64	64	62
Asylum seeker	4	4	4	4	4	4	6	6	6	6	6	6	6
Carer not own child	6	6	5	4	4	4	7	7	7	7	7	7	6
Substance Misuse	15	15	17	22	22	21	27	29	35	35	35	34	34
Care Leaver	10	10	10	7	7	8	5	5	5	4	4	3	4
Supervised by YOT	31	30	39	41	40	36	25	26	27	27	27	27	27
Pregnancy	20	20	18	17	17	17	23	23	23	21	19	19	20
Parent not caring for own child	2	2	2	2	3	3	4	4	4	4	4	4	4
SEND (16-18 year olds)	180	180	181	185	190	199	187	187	171	170	173	174	172
SEND (19+ year olds)	341	341	340	341	341	341	297	305	311	316	344	319	323
Total 16-18 cohort with at least one vulnerable group	306	305	308	310	310	317	345	343	332		329		

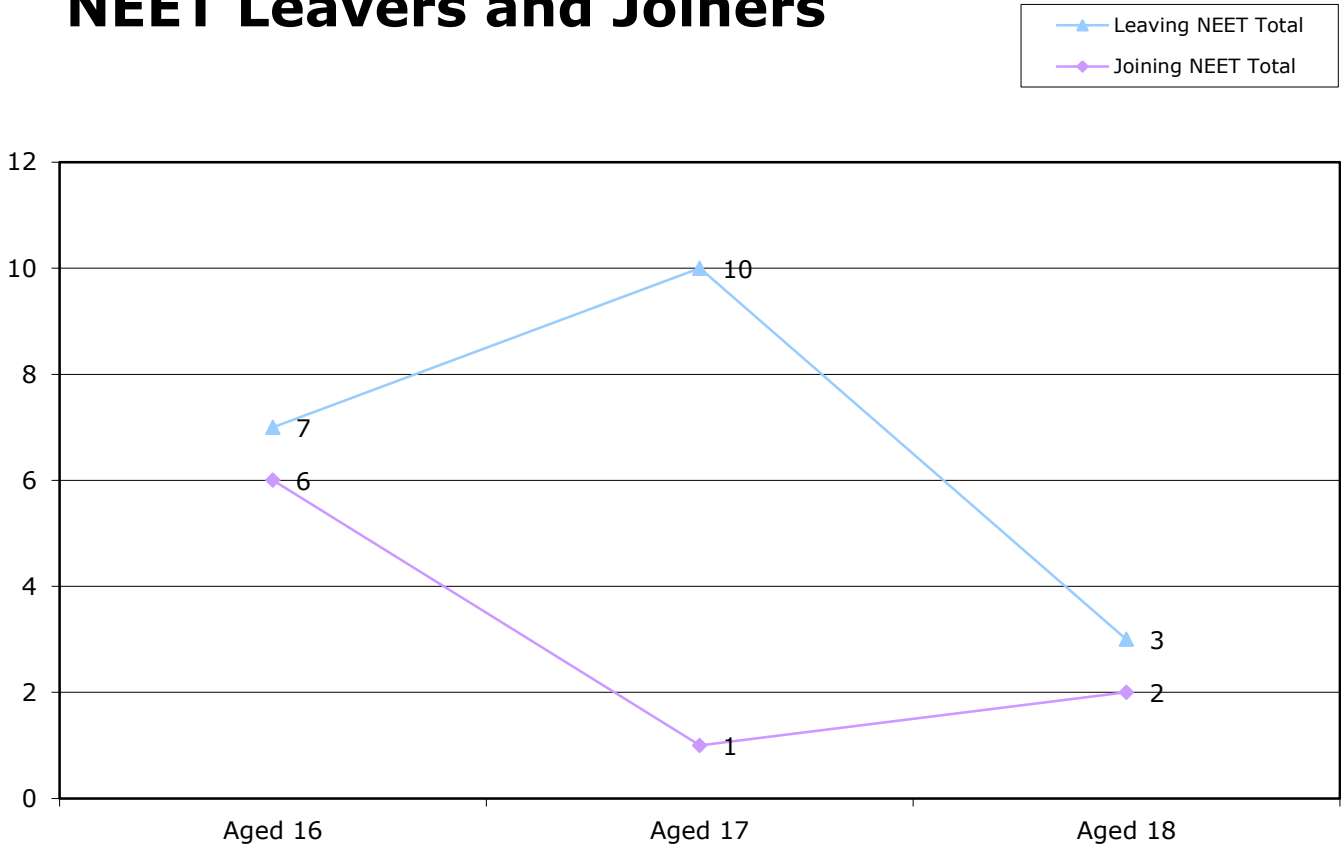
16-18 year old NEET by Vulnerable Group	Feb-15	Jan-15	Dec-14	Nov-14	Oct-14	Sep-14	Aug-14	Jul-14	Jun-14	May-14	Apr-14	Mar-14	Feb-14
Children in Care	7	9	9	9	9	10	20	17	17	15	19	20	15
Caring for own child	19	21	20	18	16	16	50	45	44	44	44	45	41
Asylum seeker	0	0	0	0	0	0	0	0	0	0	0	0	0
Carer not own child	2	2	1	0	0	1	2	2	3	3	3	3	2
Substance Misuse	2	3	4	4	3	2	5	7	13	13	13	11	10
Care Leaver	7	7	6	4	4	4	2	2	3	2	2	1	1
Supervised by YOT	10	12	17	19	14	11	11	13	14	12	14	13	12
Pregnancy	16	15	13	12	3	13	18	17	17	16	14	14	14
Parent not caring for own child	1	1	2	1	1	1	2	2	2	2	2	2	2
SEND (16-18 year olds)	15	13	16	17	16	18	30	32	29	28	31	29	24
SEND (19+ year olds)	95	95	96	96	96	98	84	84	86	87	96	86	87
Total 16-18 NEET with at least one vulnerable group	65	67	65	62	56	57	109	108	109		109		

16-18 year old Not Knowns by Vulnerable Group	Feb-15	Jan-15	Dec-14	Nov-14	Oct-14	Sep-14	Aug-14	Jul-14	Jun-14	May-14	Apr-14	Mar-14	Feb-14
Children in Care	10	10	10	19	19	40	7	7	5	4	4	0	0
Caring for own child	6	6	5	5	5	10	1	2	2	2	2	0	0
Asylum seeker	3	3	3	3	3	4	2	2	2	2	3	1	1
Carer not own child	1	1	1	1	1	2	1	0	0	0	1	0	0
Substance Misuse	1	1	0	5	5	14	5	6	9	9	8	2	1
Care Leaver	2	2	1	2	2	2	0	0	0	0	0	0	0
Supervised by YOT	0	0	3	8	8	16	4	3	2	1	0	0	0
Pregnancy	4	3	3	3	3	4	1	1	2	2	1	0	0
Parent not caring for own child	0	0	0	1	2	2	1	1	1	0	0	0	0
SEND (16-18 year olds)	32	38	39	46	55	136	11	9	5	5	10	1	0
SEND (19+ year olds)	208	207	206	207	215	237	177	185	190	195	199	196	199
Total not known with at least one vulnerable group	50	55	56	74	82	194	22	21	21		25		

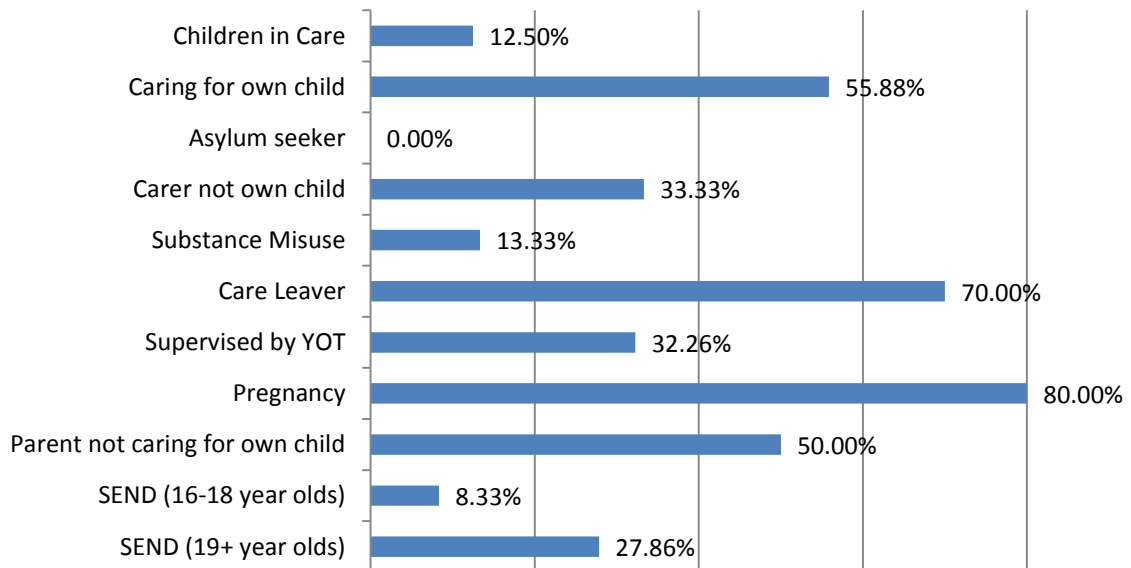
16-18 Year old NEET Leavers & Joiners	Aged 16	Aged 17	Aged 18	16-18 Total	Aged 19
Leaving NEET Total	7	10	3	20	8
Education	2	0	0	2	0
Employment	1	2	0	3	0
Government supported training	4	7	3	14	0
Re-engagement Provision	0	0	0	0	0
NEET in other area	0	0	0	0	0
Custodial Sentence	0	0	0	0	0
Moved Away	0	1	0	1	8
Cannot Be Contacted	0	0	0	0	0
Refused to disclose activity	0	0	0	0	0
Unknown Activity	0	0	0	0	0
Other Reason	0	0	0	0	0
Joining NEET Total	6	1	2	9	1
Education	4	0	0	4	0
Employment	0	0	0	0	0
Government supported training	1	0	0	1	0
Re-engagement Provision	0	0	0	0	0
NEET in other area	0	0	0	0	0
Other (inc custodial sentence)	1	1	2	4	1
Joiners>Leavers	1	9	1	11	7

16-18 Year Old NEET Labour Market Summary	No	%
Available:		
Working not for reward	1	0.70%
Not yet ready for work or learning	15	10.49%
Start Date agreed	0	0.00%
Seeking EET	127	88.81%
Available Total	143	100%
Unavailable:		
Young carers	2	5.26%
Teenage parents	18	47.37%
Illness	7	18.42%
Pregnancy	9	23.68%
Religious grounds	0	0.00%
Unlikely to be economically active	2	5.26%
Other reason	0	0.00%
Unavailable Total	38	100%

NEET Leavers and Joiners



% of Vulnerable Cohorts who are NEET



Education and Young People's Services Performance Management

NEET Monthly Report - Gravesham

16-18 year old cohort by Vulnerable Group	Feb-15	Jan-15	Dec-14	Nov-14	Oct-14	Sep-14	Aug-14	Jul-14	Jun-14	May-14	Apr-14	Mar-14	Feb-14
Children in Care	43	45	42	43	42	39	54	55	51	48	49	52	52
Caring for own child	17	17	15	14	14	13	40	39	39	39	39	39	39
Asylum seeker	4	4	4	5	5	5	16	16	15	15	15	15	15
Carer not own child	7	7	7	7	7	6	6	6	7	7	7	7	7
Substance Misuse	3	3	2	4	3	3	8	9	9	10	9	9	9
Care Leaver	6	6	6	6	6	6	5	5	5	5	5	5	5
Supervised by YOT	19	18	18	19	13	12	16	17	17	18	18	20	18
Pregnancy	18	17	17	15	15	14	20	20	18	18	18	17	15
Parent not caring for own child	1	1	1	1	1	1	2	2	2	2	2	2	2
SEND (16-18 year olds)	156	156	153	153	154	137	161	161	148	148	149	150	150
SEND (19+ year olds)	297	296	296	296	296	296	250	252	258	265	297	272	275
Total 16-18 cohort with at least one vulnerable group	240	240	233	233	229	209	286	286	270		268		

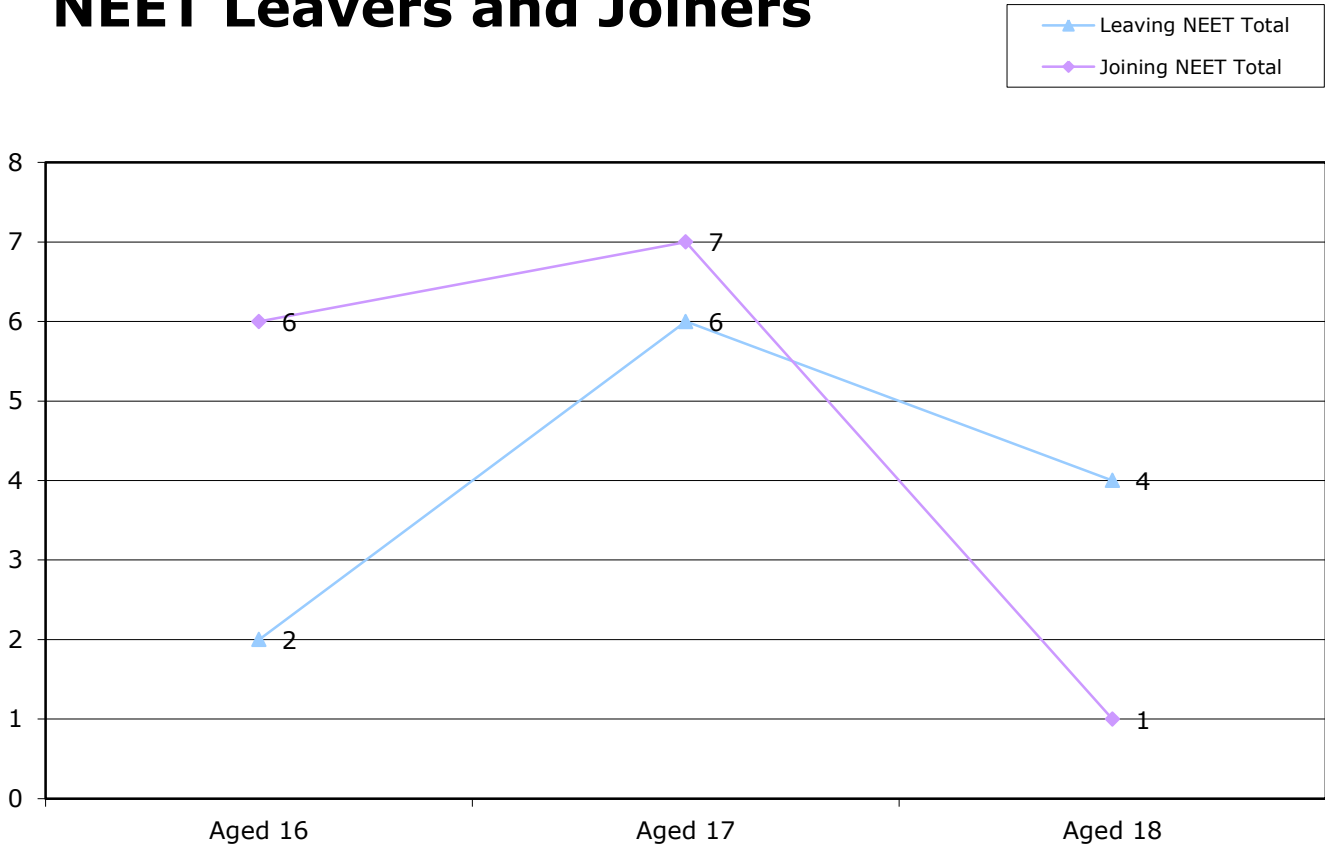
16-18 year old NEET by Vulnerable Group	Feb-15	Jan-15	Dec-14	Nov-14	Oct-14	Sep-14	Aug-14	Jul-14	Jun-14	May-14	Apr-14	Mar-14	Feb-14
Children in Care	11	11	11	10	8	9	13	14	13	9	10	10	10
Caring for own child	11	11	9	8	7	7	29	28	27	27	27	27	28
Asylum seeker	1	1	1	1	1	1	1	1	0	0	0	0	0
Carer not own child	2	2	2	2	2	1	3	3	3	3	3	3	3
Substance Misuse	0	1	0	1	0	0	2	3	3	3	2	1	1
Care Leaver	1	1	1	1	1	1	0	0	0	1	1	1	0
Supervised by YOT	8	6	9	8	3	2	7	8	9	11	12	12	7
Pregnancy	15	14	14	12	12	12	18	18	16	16	15	14	13
Parent not caring for own child	1	1	1	1	1	1	1	1	1	1	1	1	1
SEND (16-18 year olds)	18	17	17	17	15	15	24	23	21	22	25	25	22
SEND (19+ year olds)	64	63	64	64	65	66	59	57	56	57	65	58	57
Total 16-18 NEET with at least one vulnerable group	57	56	55	50	43	44	84	83	79		79		

16-18 year old Not Knowns by Vulnerable Group	Feb-15	Jan-15	Dec-14	Nov-14	Oct-14	Sep-14	Aug-14	Jul-14	Jun-14	May-14	Apr-14	Mar-14	Feb-14
Children in Care	6	6	6	11	10	21	5	5	6	7	9	7	6
Caring for own child	3	3	4	4	4	4	2	2	3	5	4	2	3
Asylum seeker	2	2	2	4	4	4	4	4	4	4	5	4	4
Carer not own child	2	2	1	1	1	3	0	0	1	1	1	1	1
Substance Misuse	0	0	0	2	2	3	4	4	3	4	4	4	2
Care Leaver	3	3	2	2	2	3	0	0	0	0	0	0	0
Supervised by YOT	1	0	0	2	4	4	4	4	3	4	2	2	1
Pregnancy	0	0	0	0	0	2	0	0	1	0	0	0	0
Parent not caring for own child	0	0	0	0	0	0	0	0	0	0	0	0	0
SEND (16-18 year olds)	16	18	19	20	24	60	24	24	20	20	25	21	19
SEND (19+ year olds)	206	208	204	204	209	219	169	172	181	183	194	190	192
Total not known with at least one vulnerable group	29	30	30	37	41	88	35	35	34		42		

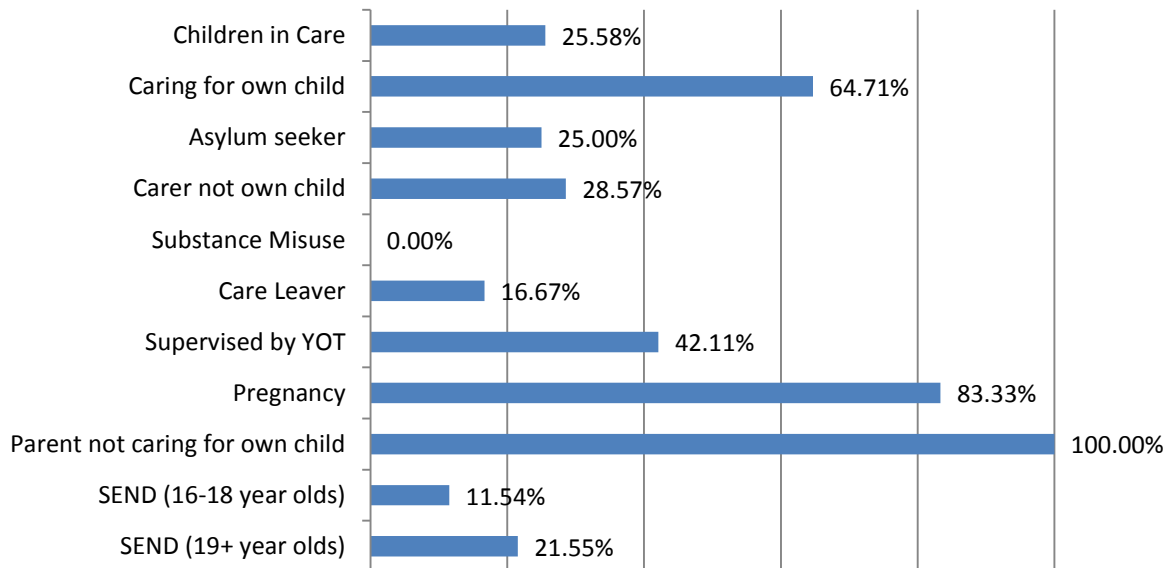
16-18 Year old NEET Leavers & Joiners	Aged 16	Aged 17	Aged 18	16-18 Total	Aged 19
Leaving NEET Total	2	6	4	12	11
Education	0	0	0	0	0
Employment	0	1	1	2	0
Government supported training	1	4	3	8	0
Re-engagement Provision	0	0	0	0	0
NEET in other area	1	0	0	1	0
Custodial Sentence	0	1	0	1	0
Moved Away	0	0	0	0	11
Cannot Be Contacted	0	0	0	0	0
Refused to disclose activity	0	0	0	0	0
Unknown Activity	0	0	0	0	0
Other Reason	0	0	0	0	0
Joining NEET Total	6	7	1	14	0
Education	2	0	0	2	0
Employment	0	2	0	2	0
Government supported training	1	2	0	3	0
Re-engagement Provision	0	0	0	0	0
NEET in other area	0	0	0	0	0
Other (inc custodial sentence)	3	3	1	7	0
Joiners>Leavers	-4	-1	3	-2	11

16-18 Year Old NEET Labour Market Summary	No	%
Available:		
Working not for reward	0	0.00%
Not yet ready for work or learning	3	1.85%
Start Date agreed	4	2.47%
Seeking EET	155	95.68%
Available Total	162	100%
Unavailable:		
Young carers	2	4.76%
Teenage parents	10	23.81%
Illness	17	40.48%
Pregnancy	13	30.95%
Religious grounds	0	0.00%
Unlikely to be economically active	0	0.00%
Other reason	0	0.00%
Unavailable Total	42	100%

NEET Leavers and Joiners



% of Vulnerable Cohorts who are NEET



Education and Young People's Services Performance Management
NEET Monthly Report - Maidstone

16-18 year old cohort by Vulnerable Group	Feb-15	Jan-15	Dec-14	Nov-14	Oct-14	Sep-14	Aug-14	Jul-14	Jun-14	May-14	Apr-14	Mar-14	Feb-14
Children in Care	39	38	38	37	40	37	53	53	52	48	47	44	44
Caring for own child	30	27	26	25	26	25	54	52	48	48	48	48	48
Asylum seeker	4	4	4	3	3	3	10	10	10	10	10	10	11
Carer not own child	7	7	7	7	7	8	10	10	10	10	10	9	9
Substance Misuse	7	7	7	9	8	8	12	14	14	14	14	13	12
Care Leaver	7	7	7	7	7	7	5	5	5	5	5	5	5
Supervised by YOT	14	14	16	19	19	16	14	16	16	17	16	15	17
Pregnancy	12	11	10	9	6	4	12	12	8	8	7	7	7
Parent not caring for own child	1	1	1	1	1	1	1	1	2	2	1	1	1
SEND (16-18 year olds)	206	205	206	205	205	205	229	228	212	212	210	210	210
SEND (19+ year olds)	437	436	436	436	436	436	359	363	370	379	429	385	389
Total 16-18 cohort with at least one vulnerable group	297	293	293	297	299	295	364	362	342		335		

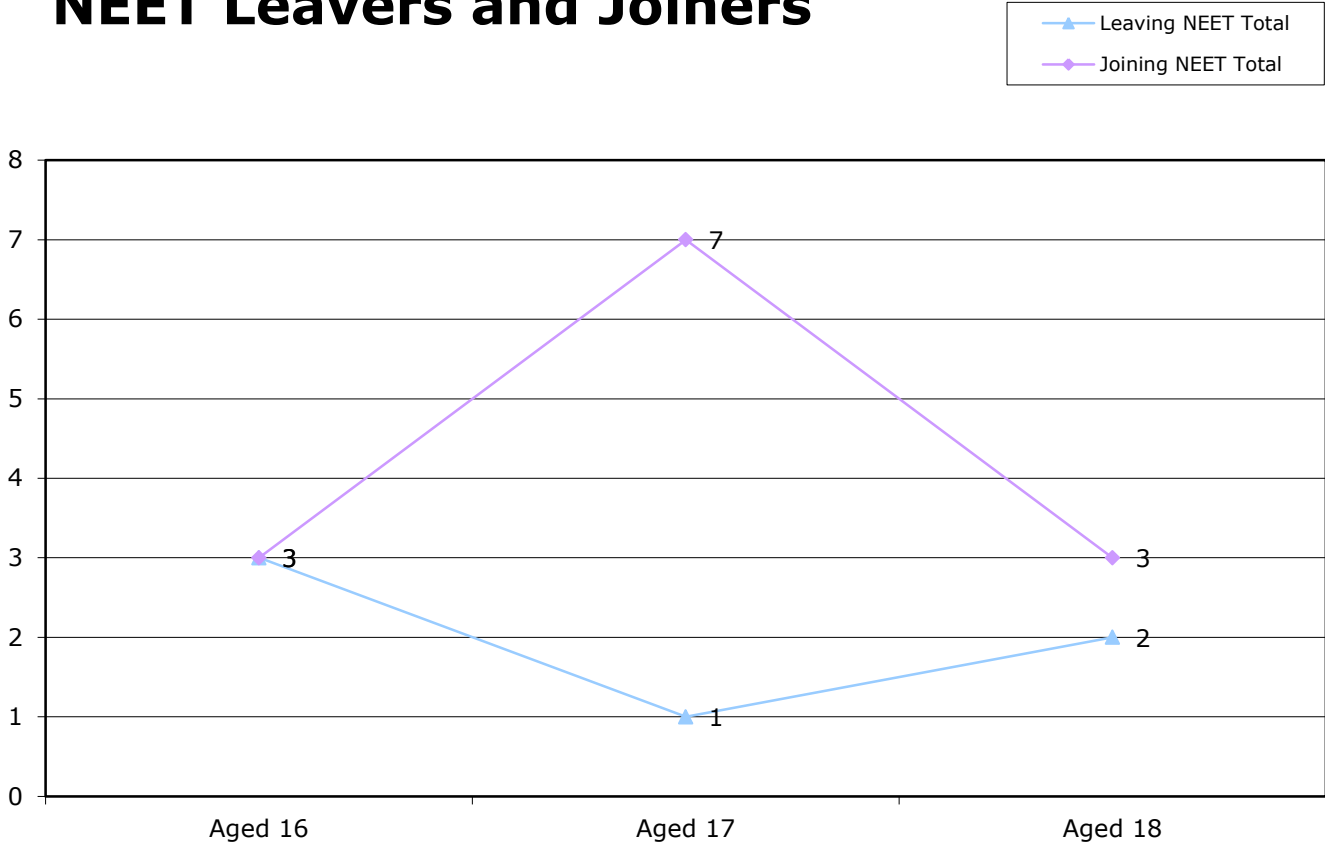
16-18 year old NEET by Vulnerable Group	Feb-15	Jan-15	Dec-14	Nov-14	Oct-14	Sep-14	Aug-14	Jul-14	Jun-14	May-14	Apr-14	Mar-14	Feb-14
Children in Care	9	8	6	5	6	8	16	16	14	14	14	12	12
Caring for own child	21	18	17	17	17	18	39	39	36	36	36	38	38
Asylum seeker	0	0	0	0	0	0	1	1	1	1	1	1	1
Carer not own child	4	5	6	5	5	6	8	8	5	5	6	6	6
Substance Misuse	1	2	1	1	1	1	4	6	7	7	6	6	5
Care Leaver	3	3	3	3	4	4	1	1	1	1	1	1	1
Supervised by YOT	8	7	8	7	5	2	7	8	8	8	7	6	8
Pregnancy	12	10	9	8	5	4	12	12	8	8	7	7	7
Parent not caring for own child	0	1	1	1	1	1	1	1	2	2	1	1	1
SEND (16-18 year olds)	16	15	15	15	14	15	27	26	23	21	19	19	19
SEND (19+ year olds)	100	97	94	94	95	96	90	90	92	95	99	96	96
Total 16-18 NEET with at least one vulnerable group	61	58	56	53	50	53	94	98	88		83		

16-18 year old Not Knowns by Vulnerable Group	Feb-15	Jan-15	Dec-14	Nov-14	Oct-14	Sep-14	Aug-14	Jul-14	Jun-14	May-14	Apr-14	Mar-14	Feb-14
Children in Care	7	7	5	9	10	22	7	6	12	8	7	6	4
Caring for own child	3	2	3	3	4	5	4	5	6	6	4	4	3
Asylum seeker	1	1	1	2	2	3	2	1	5	2	2	2	1
Carer not own child	0	0	0	0	0	1	0	0	1	1	0	0	0
Substance Misuse	3	3	1	2	3	4	1	1	3	2	5	2	1
Care Leaver	1	1	0	0	1	1	1	2	2	2	1	0	0
Supervised by YOT	0	0	0	4	8	7	2	4	4	5	2	1	1
Pregnancy	0	1	0	0	0	0	0	0	0	0	0	0	0
Parent not caring for own child	0	0	0	0	0	0	0	0	0	0	0	0	0
SEND (16-18 year olds)	36	39	39	40	41	115	21	22	22	25	25	18	14
SEND (19+ year olds)	272	273	279	274	282	325	225	226	233	250	263	257	257
Total not known with at least one vulnerable group	47	50	46	55	65	148	35	39	50		42		

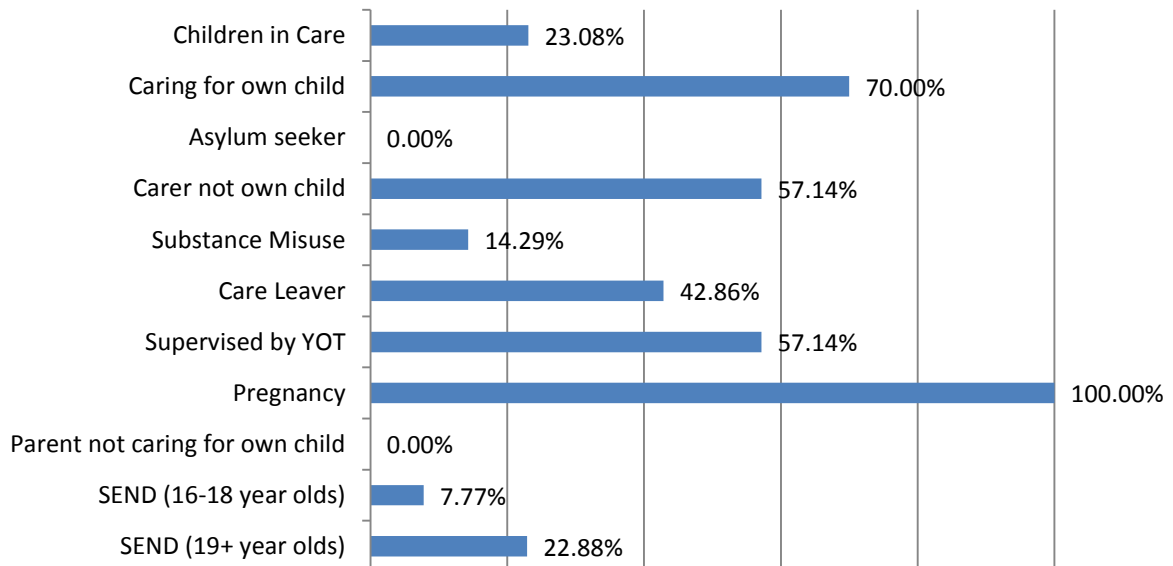
16-18 Year old NEET Leavers & Joiners	Aged 16	Aged 17	Aged 18	16-18 Total	Aged 19
Leaving NEET Total	3	1	2	6	11
Education	0	1	0	1	0
Employment	0	0	1	1	0
Government supported training	3	0	0	3	0
Re-engagement Provision	0	0	0	0	0
NEET in other area	0	0	0	0	0
Custodial Sentence	0	0	1	1	0
Moved Away	0	0	0	0	11
Cannot Be Contacted	0	0	0	0	0
Refused to disclose activity	0	0	0	0	0
Unknown Activity	0	0	0	0	0
Other Reason	0	0	0	0	0
Joining NEET Total	3	7	3	13	4
Education	0	2	0	2	2
Employment	0	0	2	2	0
Government supported training	0	0	0	0	0
Re-engagement Provision	0	0	0	0	0
NEET in other area	0	0	0	0	0
Other (inc custodial sentence)	3	5	1	9	2
Joiners>Leavers	0	-6	-1	-7	7

16-18 Year Old NEET Labour Market Summary	No	%
Available:		
Working not for reward	6	3.11%
Not yet ready for work or learning	16	8.29%
Start Date agreed	6	3.11%
Seeking EET	165	85.49%
Available Total	193	100%
Unavailable:		
Young carers	1	2.94%
Teenage parents	17	50.00%
Illness	7	20.59%
Pregnancy	9	26.47%
Religious grounds	0	0.00%
Unlikely to be economically active	0	0.00%
Other reason	0	0.00%
Unavailable Total	34	100%

NEET Leavers and Joiners



% of Vulnerable Cohorts who are NEET



Education and Young People's Services Performance Management

NEET Monthly Report - Sevenoaks

16-18 year old cohort by Vulnerable Group	Feb-15	Jan-15	Dec-14	Nov-14	Oct-14	Sep-14	Aug-14	Jul-14	Jun-14	May-14	Apr-14	Mar-14	Feb-14
Children in Care	14	14	15	14	16	18	21	21	19	18	18	18	18
Caring for own child	11	11	10	10	10	10	24	22	23	22	22	21	21
Asylum seeker	0	0	0	0	0	0	0	0	0	0	0	0	0
Carer not own child	3	3	3	3	3	3	5	5	5	5	5	5	4
Substance Misuse	5	4	4	6	6	6	7	7	7	8	8	9	8
Care Leaver	0	0	0	0	0	0	0	0	0	0	0	0	0
Supervised by YOT	18	18	20	22	21	22	11	12	13	14	15	16	15
Pregnancy	5	5	3	3	3	3	6	6	5	5	4	4	4
Parent not caring for own child	0	0	0	0	0	0	0	0	0	0	1	1	1
SEND (16-18 year olds)	115	115	116	120	124	136	127	127	120	119	120	120	120
SEND (19+ year olds)	232	232	232	232	232	233	188	191	195	197	230	203	205
Total 16-18 cohort with at least one vulnerable group	156	155	155	162	166	180	178	178	171		170		

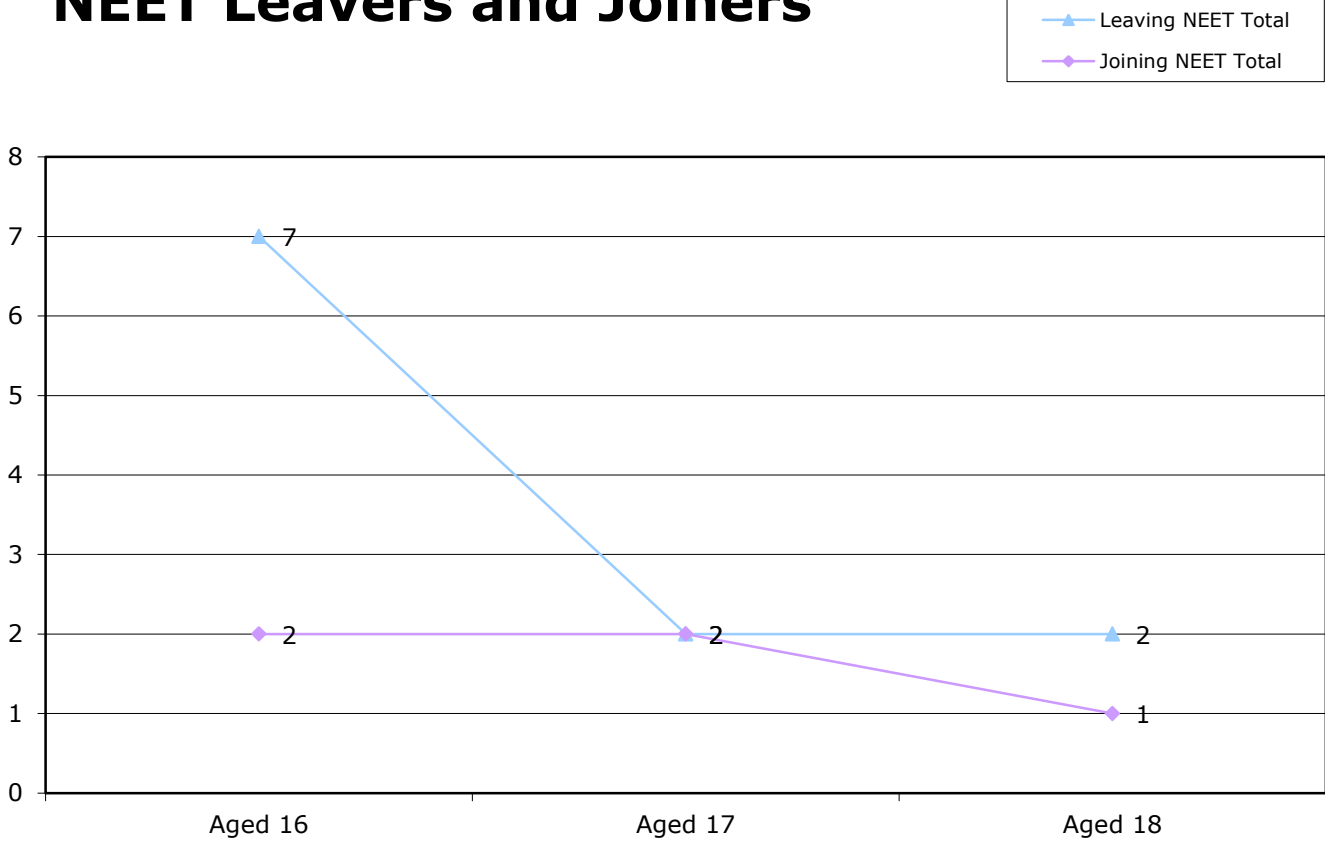
16-18 year old NEET by Vulnerable Group	Feb-15	Jan-15	Dec-14	Nov-14	Oct-14	Sep-14	Aug-14	Jul-14	Jun-14	May-14	Apr-14	Mar-14	Feb-14
Children in Care	1	1	1	1	1	1	1	1	2	2	2	2	2
Caring for own child	7	7	6	6	6	7	15	15	18	17	18	17	18
Asylum seeker	0	0	0	0	0	0	0	0	0	0	0	0	0
Carer not own child	0	0	1	1	1	1	3	3	3	3	3	3	2
Substance Misuse	1	1	1	3	3	3	2	2	2	2	2	3	1
Care Leaver	0	0	0	0	0	0	0	0	0	0	0	0	0
Supervised by YOT	2	2	3	1	1	1	4	3	3	2	5	6	6
Pregnancy	3	3	2	2	2	3	4	4	3	3	2	2	2
Parent not caring for own child	0	0	0	0	0	0	0	0	0	0	1	1	1
SEND (16-18 year olds)	3	3	3	3	3	4	10	10	8	7	9	9	9
SEND (19+ year olds)	31	32	32	32	30	32	27	26	26	26	28	26	24
Total 16-18 NEET with at least one vulnerable group	15	15	15	15	15	18	31	32	33		34		

16-18 year old Not Knowns by Vulnerable Group	Feb-15	Jan-15	Dec-14	Nov-14	Oct-14	Sep-14	Aug-14	Jul-14	Jun-14	May-14	Apr-14	Mar-14	Feb-14
Children in Care	3	3	5	7	9	14	0	1	0	0	1	0	0
Caring for own child	0	0	0	2	2	2	1	1	2	2	1	1	1
Asylum seeker	0	0	0	0	0	0	0	0	0	0	0	0	0
Carer not own child	1	1	1	1	1	1	0	0	0	0	0	0	0
Substance Misuse	1	0	0	1	1	0	0	1	1	1	0	0	0
Care Leaver	0	0	0	0	0	0	0	0	0	0	0	0	0
Supervised by YOT	0	0	1	8	7	9	1	3	2	3	3	1	0
Pregnancy	0	0	0	0	0	0	0	0	0	0	0	0	0
Parent not caring for own child	0	0	0	0	0	0	0	0	0	0	0	0	0
SEND (16-18 year olds)	9	9	11	25	30	83	15	16	11	10	9	3	3
SEND (19+ year olds)	173	164	165	170	173	183	115	129	133	134	144	139	142
Total not known with at least one vulnerable group	13	12	16	36	41	99	17	21	15		12		

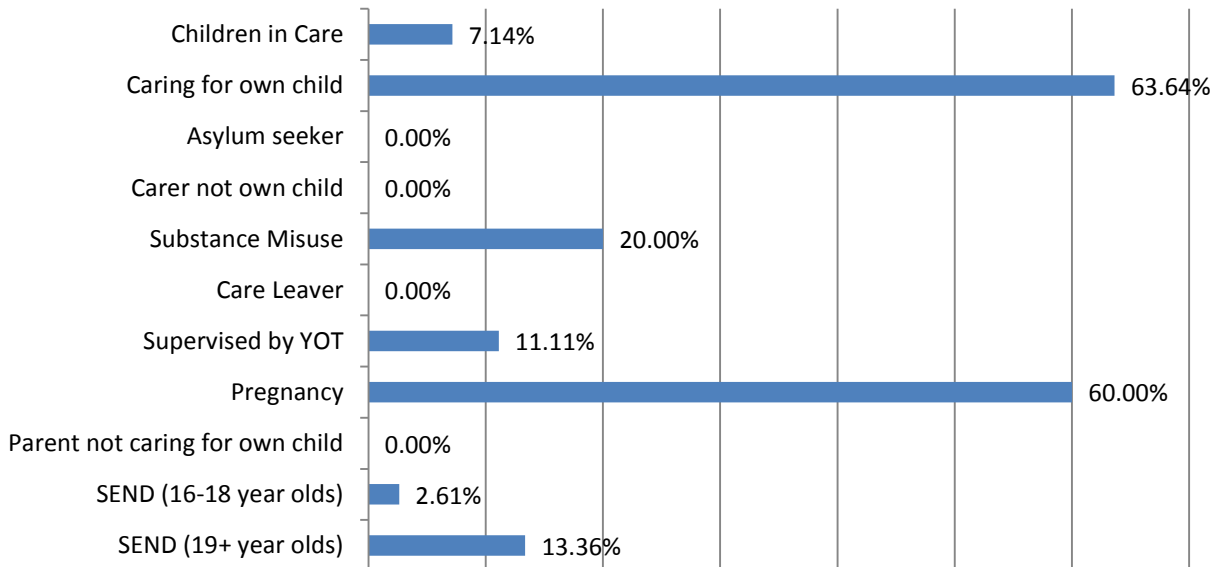
16-18 Year old NEET Leavers & Joiners	Aged 16	Aged 17	Aged 18	16-18 Total	Aged 19
Leaving NEET Total	7	2	2	11	2
Education	0	0	0	0	0
Employment	1	0	2	3	0
Government supported training	5	2	0	7	0
Re-engagement Provision	0	0	0	0	0
NEET in other area	1	0	0	1	0
Custodial Sentence	0	0	0	0	0
Moved Away	0	0	0	0	2
Cannot Be Contacted	0	0	0	0	0
Refused to disclose activity	0	0	0	0	0
Unknown Activity	0	0	0	0	0
Other Reason	0	0	0	0	0
Joining NEET Total	2	2	1	5	0
Education	2	0	0	2	0
Employment	0	1	1	2	0
Government supported training	0	0	0	0	0
Re-engagement Provision	0	0	0	0	0
NEET in other area	0	0	0	0	0
Other (inc custodial sentence)	0	1	0	1	0
Joiners>Leavers	5	0	1	6	2

16-18 Year Old NEET Labour Market Summary	No	%
Available:		
Working not for reward	3	3.26%
Not yet ready for work or learning	5	5.43%
Start Date agreed	2	2.17%
Seeking EET	82	89.13%
Available Total	92	100%
Unavailable:		
Young carers	0	0.00%
Teenage parents	6	37.50%
Illness	8	50.00%
Pregnancy	2	12.50%
Religious grounds	0	0.00%
Unlikely to be economically active	0	0.00%
Other reason	0	0.00%
Unavailable Total	16	100%

NEET Leavers and Joiners



% of Vulnerable Cohorts who are NEET



Education and Young People's Services Performance Management

NEET Monthly Report - Shepway

16-18 year old cohort by Vulnerable Group	Feb-15	Jan-15	Dec-14	Nov-14	Oct-14	Sep-14	Aug-14	Jul-14	Jun-14	May-14	Apr-14	Mar-14	Feb-14
Children in Care	61	61	62	63	65	68	66	66	59	57	57	57	59
Caring for own child	34	33	30	29	24	24	48	45	44	44	44	44	43
Asylum seeker	2	2	2	2	3	3	8	8	8	8	8	8	8
Carer not own child	3	3	1	1	1	1	4	4	4	4	4	4	4
Substance Misuse	9	9	9	16	16	16	19	24	24	24	24	23	24
Care Leaver	16	16	15	14	13	13	15	14	14	15	15	15	13
Supervised by YOT	25	24	26	26	27	28	7	10	9	14	14	13	15
Pregnancy	15	14	15	15	13	13	23	23	23	21	20	20	16
Parent not caring for own child	4	4	4	3	3	3	4	4	4	4	4	4	4
SEND (16-18 year olds)	153	152	153	150	146	138	160	160	148	148	149	147	148
SEND (19+ year olds)	287	287	288	288	288	288	239	246	246	249	284	252	257
Total 16-18 cohort with at least one vulnerable group	285	281	278	278	269	264	306	309	291		293		

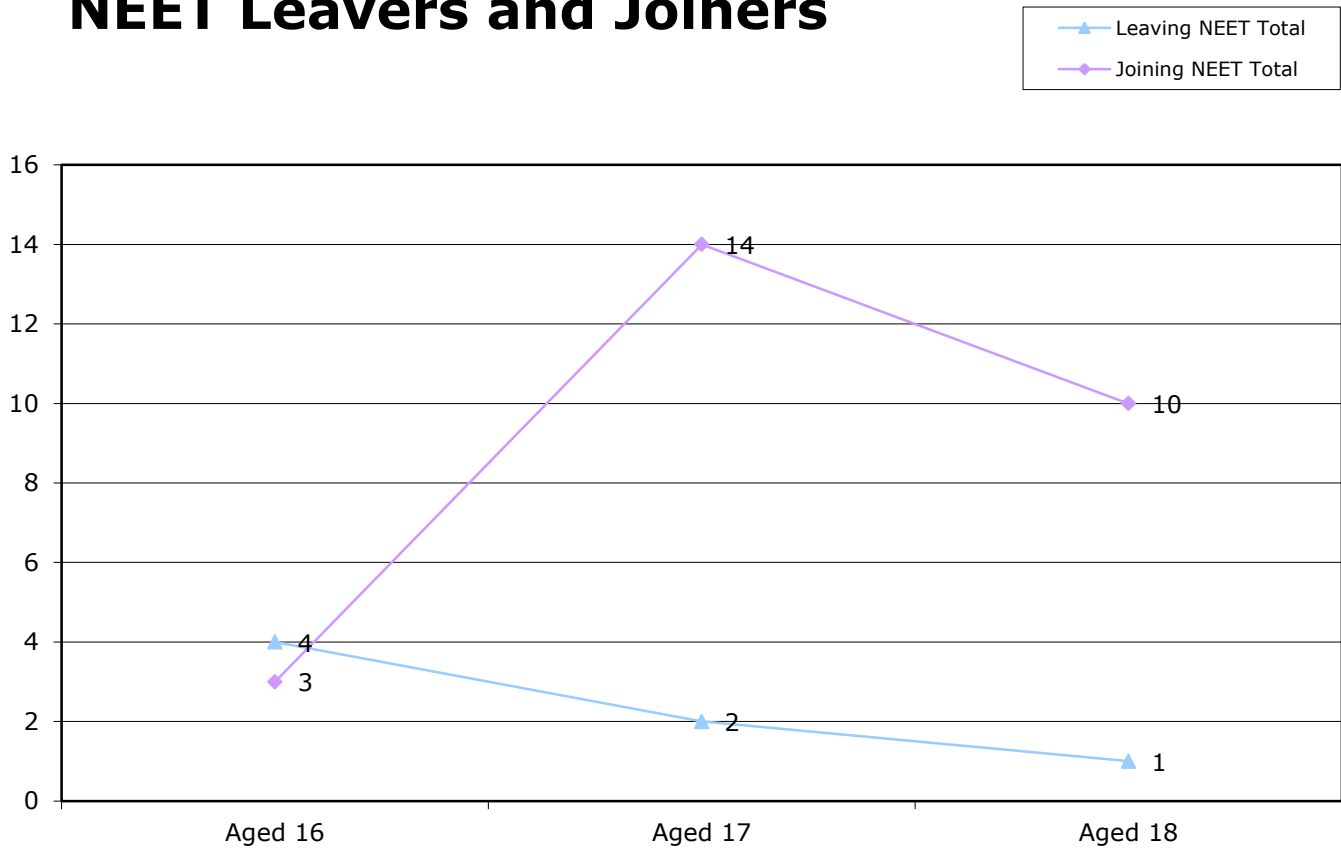
16-18 year old NEET by Vulnerable Group	Feb-15	Jan-15	Dec-14	Nov-14	Oct-14	Sep-14	Aug-14	Jul-14	Jun-14	May-14	Apr-14	Mar-14	Feb-14
Children in Care	10	11	14	13	11	15	14	15	16	14	15	16	19
Caring for own child	22	19	14	13	9	11	25	27	27	27	26	26	28
Asylum seeker	1	1	2	2	1	1	1	1	1	1	2	3	3
Carer not own child	2	2	0	0	0	0	1	1	1	1	1	1	2
Substance Misuse	1	1	1	4	4	4	5	10	12	12	13	12	11
Care Leaver	6	6	5	5	6	8	8	8	8	8	8	8	5
Supervised by YOT	5	5	5	5	5	7	1	5	4	6	6	5	6
Pregnancy	11	11	9	8	10	10	18	18	18	16	15	15	12
Parent not caring for own child	1	1	1	0	1	2	3	3	2	2	2	2	2
SEND (16-18 year olds)	15	15	14	13	11	15	23	24	21	18	17	18	15
SEND (19+ year olds)	75	75	72	72	75	75	71	50	49	50	56	51	51
Total 16-18 NEET with at least one vulnerable group	66	63	55	50	47	57	82	92	91		87		

16-18 year old Not Knowns by Vulnerable Group	Feb-15	Jan-15	Dec-14	Nov-14	Oct-14	Sep-14	Aug-14	Jul-14	Jun-14	May-14	Apr-14	Mar-14	Feb-14
Children in Care	4	4	3	6	14	26	8	7	6	7	5	3	3
Caring for own child	6	7	7	8	8	10	4	3	4	1	3	2	1
Asylum seeker	0	0	0	0	2	1	4	5	5	5	4	4	4
Carer not own child	0	0	0	0	0	1	1	1	1	0	0	0	0
Substance Misuse	1	2	1	5	5	8	3	3	4	4	6	1	0
Care Leaver	2	3	3	3	3	3	3	4	5	6	5	4	2
Supervised by YOT	0	0	1	5	5	10	2	3	1	2	2	1	1
Pregnancy	1	1	3	2	1	1	0	0	0	0	1	0	0
Parent not caring for own child	0	0	0	0	0	1	0	1	1	1	0	0	0
SEND (16-18 year olds)	17	18	21	24	28	67	7	8	6	12	11	5	3
SEND (19+ year olds)	161	159	166	164	170	195	111	140	143	144	147	139	144
Total not known with at least one vulnerable group	27	31	35	46	54	114	24	25	27		31		

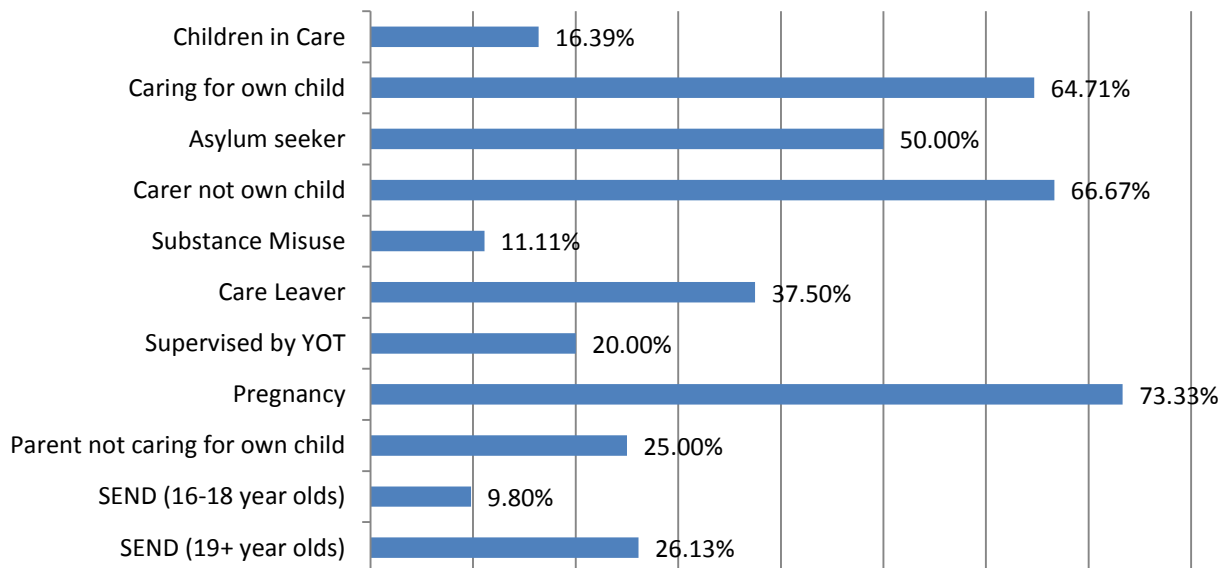
16-18 Year old NEET Leavers & Joiners	Aged 16	Aged 17	Aged 18	16-18 Total	Aged 19
Leaving NEET Total	4	2	1	7	10
Education	0	0	0	0	0
Employment	0	1	1	2	1
Government supported training	3	1	0	4	0
Re-engagement Provision	0	0	0	0	0
NEET in other area	0	0	0	0	0
Custodial Sentence	0	0	0	0	0
Moved Away	1	0	0	1	9
Cannot Be Contacted	0	0	0	0	0
Refused to disclose activity	0	0	0	0	0
Unknown Activity	0	0	0	0	0
Other Reason	0	0	0	0	0
Joining NEET Total	3	14	10	27	0
Education	1	1	0	2	0
Employment	0	3	4	7	0
Government supported training	0	1	1	2	0
Re-engagement Provision	0	0	0	0	0
NEET in other area	0	0	0	0	0
Other (inc custodial sentence)	2	9	5	16	0
Joiners>Leavers	1	-12	-9	-20	10

16-18 Year Old NEET Labour Market Summary	No	%
Available:		
Working not for reward	7	3.68%
Not yet ready for work or learning	10	5.26%
Start Date agreed	2	1.05%
Seeking EET	171	90.00%
Available Total	190	100%
Unavailable:		
Young carers	2	5.56%
Teenage parents	14	38.89%
Illness	9	25.00%
Pregnancy	8	22.22%
Religious grounds	0	0.00%
Unlikely to be economically active	3	8.33%
Other reason	0	0.00%
Unavailable Total	36	100%

NEET Leavers and Joiners



% of Vulnerable Cohorts who are NEET



Education and Young People's Services Performance Management

NEET Monthly Report - Swale

16-18 year old cohort by Vulnerable Group	Feb-15	Jan-15	Dec-14	Nov-14	Oct-14	Sep-14	Aug-14	Jul-14	Jun-14	May-14	Apr-14	Mar-14	Feb-14
Children in Care	94	94	95	97	90	88	89	90	86	84	83	83	83
Caring for own child	37	36	31	31	31	29	84	79	79	79	79	79	79
Asylum seeker	5	6	6	6	6	6	5	6	6	6	6	6	6
Carer not own child	10	9	7	7	8	7	9	9	9	9	9	9	9
Substance Misuse	3	3	3	6	6	6	6	6	6	6	6	6	6
Care Leaver	7	7	7	8	8	8	8	8	8	8	9	9	7
Supervised by YOT	18	18	22	23	22	18	19	20	21	21	21	22	20
Pregnancy	23	20	20	17	15	17	23	23	22	21	21	21	21
Parent not caring for own child	2	2	1	1	1	1	1	1	1	1	1	1	1
SEND (16-18 year olds)	228	226	225	227	228	215	251	251	235	234	232	230	229
SEND (19+ year olds)	430	430	430	430	431	431	343	348	351	357	422	366	368
Total 16-18 cohort with at least one vulnerable group	378	372	364	366	362	344	444	441	420		416		

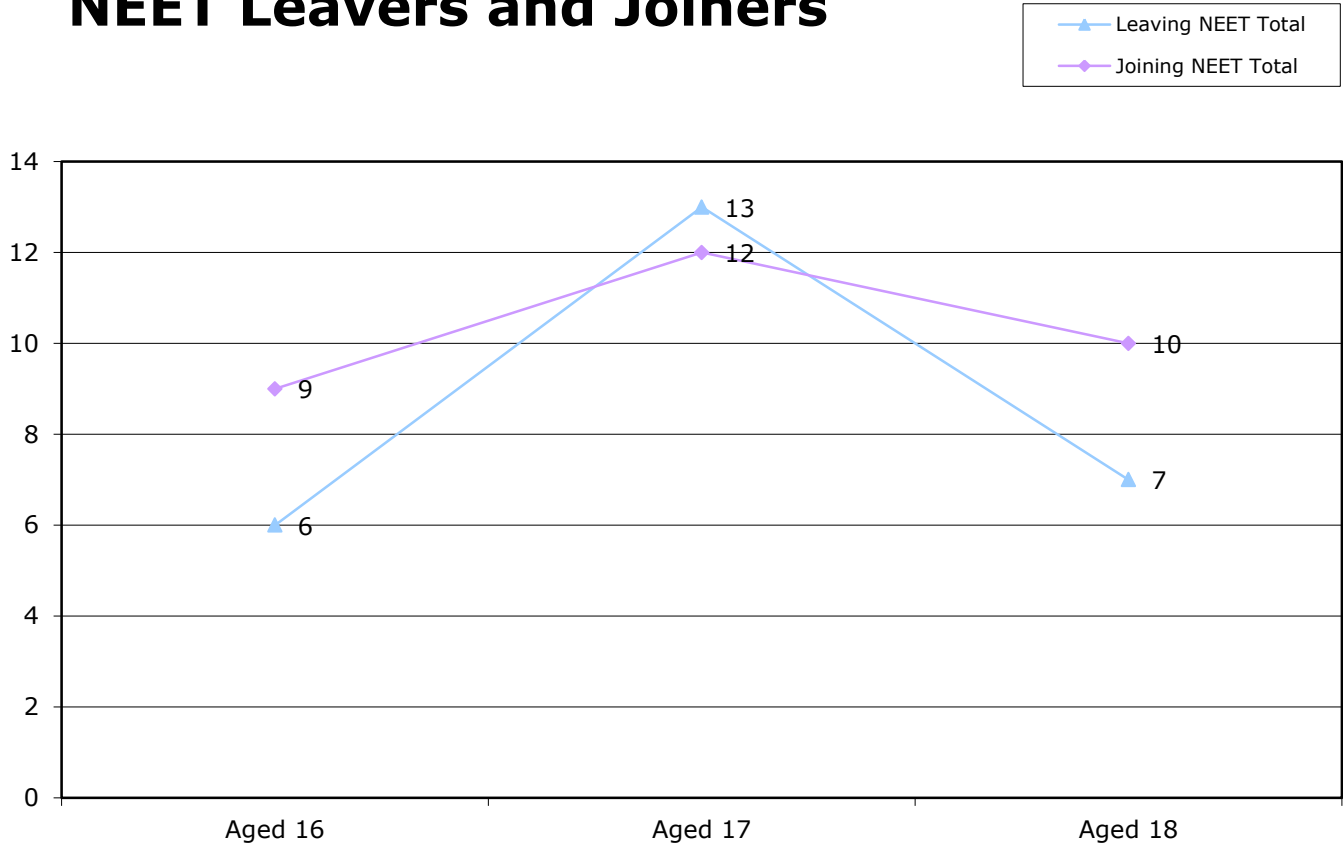
16-18 year old NEET by Vulnerable Group	Feb-15	Jan-15	Dec-14	Nov-14	Oct-14	Sep-14	Aug-14	Jul-14	Jun-14	May-14	Apr-14	Mar-14	Feb-14
Children in Care	12	10	10	8	7	10	16	15	16	16	14	13	11
Caring for own child	34	33	28	27	27	26	61	60	60	60	60	59	59
Asylum seeker	0	0	0	0	0	1	1	1	1	1	1	1	0
Carer not own child	5	4	2	2	2	2	1	1	1	1	1	1	1
Substance Misuse	0	0	0	1	1	1	1	1	1	1	1	1	1
Care Leaver	1	1	1	1	1	2	4	3	3	3	4	4	3
Supervised by YOT	5	5	6	4	3	1	5	5	7	7	7	7	6
Pregnancy	15	14	13	11	9	11	14	14	12	11	11	11	11
Parent not caring for own child	1	1	0	0	0	0	0	0	0	0	0	0	0
SEND (16-18 year olds)	27	26	25	20	26	25	46	47	39	37	37	36	37
SEND (19+ year olds)	111	112	112	106	109	112	94	94	95	95	108	97	98
Total 16-18 NEET with at least one vulnerable group	92	86	75	64	68	72	133	132	124		120		

16-18 year old Not Knowns by Vulnerable Group	Feb-15	Jan-15	Dec-14	Nov-14	Oct-14	Sep-14	Aug-14	Jul-14	Jun-14	May-14	Apr-14	Mar-14	Feb-14
Children in Care	11	10	13	28	30	55	7	7	8	5	3	1	1
Caring for own child	2	1	1	1	1	1	7	9	12	10	6	6	5
Asylum seeker	0	0	0	0	0	3	0	0	0	0	0	0	0
Carer not own child	1	1	1	1	1	5	3	2	2	2	2	2	2
Substance Misuse	1	0	0	2	1	4	0	1	1	1	1	0	0
Care Leaver	2	2	1	3	3	3	2	2	2	2	2	1	1
Supervised by YOT	1	0	0	10	9	12	4	3	3	1	1	0	1
Pregnancy	3	3	2	2	2	5	3	3	4	3	3	2	1
Parent not caring for own child	0	0	0	0	0	1	0	0	0	0	0	0	0
SEND (16-18 year olds)	29	29	35	43	45	116	21	20	16	17	15	12	7
SEND (19+ year olds)	257	255	253	245	246	293	190	195	201	216	226	220	221
Total not known with at least one vulnerable group	42	40	46	73	77	178	40	41	44		31		

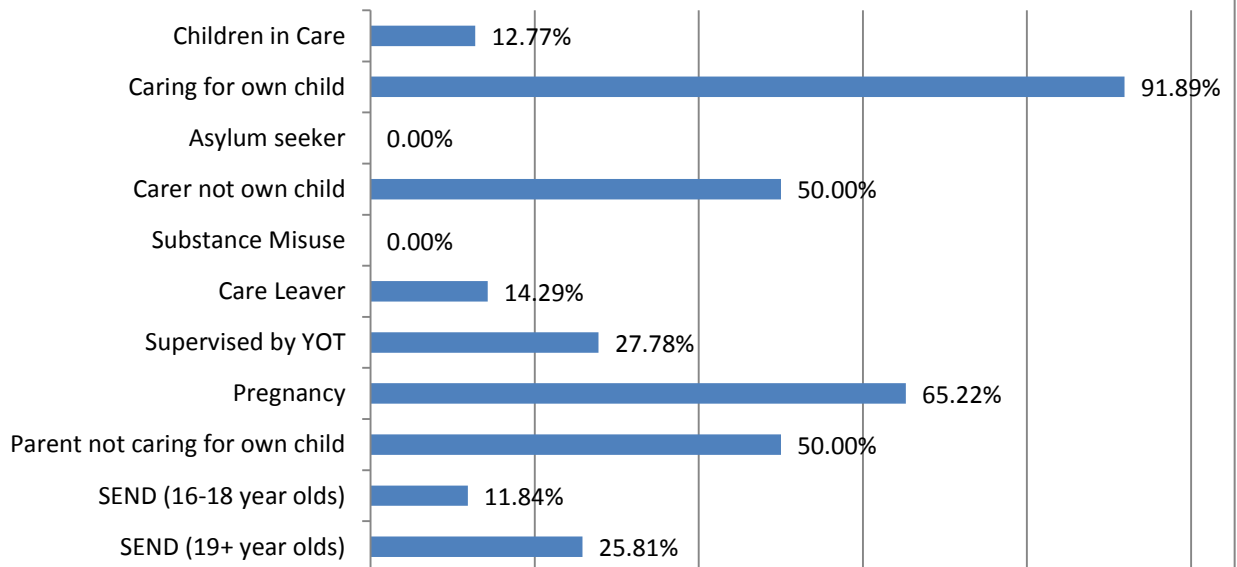
16-18 Year old NEET Leavers & Joiners	Aged 16	Aged 17	Aged 18	16-18 Total	Aged 19
Leaving NEET Total	6	13	7	26	9
Education	1	2	0	3	0
Employment	1	5	5	11	0
Government supported training	4	3	2	9	0
Re-engagement Provision	0	0	0	0	0
NEET in other area	0	3	0	3	0
Custodial Sentence	0	0	0	0	0
Moved Away	0	0	0	0	8
Cannot Be Contacted	0	0	0	0	0
Refused to disclose activity	0	0	0	0	0
Unknown Activity	0	0	0	0	0
Other Reason	0	0	0	0	1
Joining NEET Total	9	12	10	31	2
Education	4	3	0	7	0
Employment	2	2	7	11	0
Government supported training	2	2	0	4	0
Re-engagement Provision	0	0	0	0	0
NEET in other area	0	0	0	0	0
Other (inc custodial sentence)	1	5	3	9	2
Joiners>Leavers	-3	1	-3	-5	7

16-18 Year Old NEET Labour Market Summary	No	%
Available:		
Working not for reward	6	2.20%
Not yet ready for work or learning	12	4.40%
Start Date agreed	6	2.20%
Seeking EET	249	91.21%
Available Total	273	100%
Unavailable:		
Young carers	3	4.05%
Teenage parents	30	40.54%
Illness	28	37.84%
Pregnancy	12	16.22%
Religious grounds	0	0.00%
Unlikely to be economically active	1	1.35%
Other reason	0	0.00%
Unavailable Total	74	100%

NEET Leavers and Joiners



% of Vulnerable Cohorts who are NEET



Education and Young People's Services Performance Management

NEET Monthly Report - Thanet

16-18 year old cohort by Vulnerable Group	Feb-15	Jan-15	Dec-14	Nov-14	Oct-14	Sep-14	Aug-14	Jul-14	Jun-14	May-14	Apr-14	Mar-14	Feb-14
Children in Care	154	153	154	156	150	144	155	155	152	151	151	150	150
Caring for own child	67	66	63	60	56	55	117	80	79	79	79	78	75
Asylum seeker	5	5	5	5	5	5	5	5	5	5	5	5	5
Carer not own child	10	10	10	10	9	8	9	9	8	8	8	8	8
Substance Misuse	6	6	6	8	9	9	17	18	19	20	20	20	20
Care Leaver	17	16	16	16	16	15	10	10	10	11	11	11	11
Supervised by YOT	43	43	44	51	51	45	25	26	25	31	31	31	30
Pregnancy	30	29	25	25	26	26	29	36	33	34	31	32	33
Parent not caring for own child	1	1	1	1	1	1	3	3	3	3	3	3	3
SEND (16-18 year olds)	281	284	286	286	282	285	309	307	263	266	270	274	275
SEND (19+ year olds)	461	461	462	461	461	461	371	381	390	398	460	416	427
Total 16-18 cohort with at least one vulnerable group	517	517	513	517	510	507	572	543	509		515		

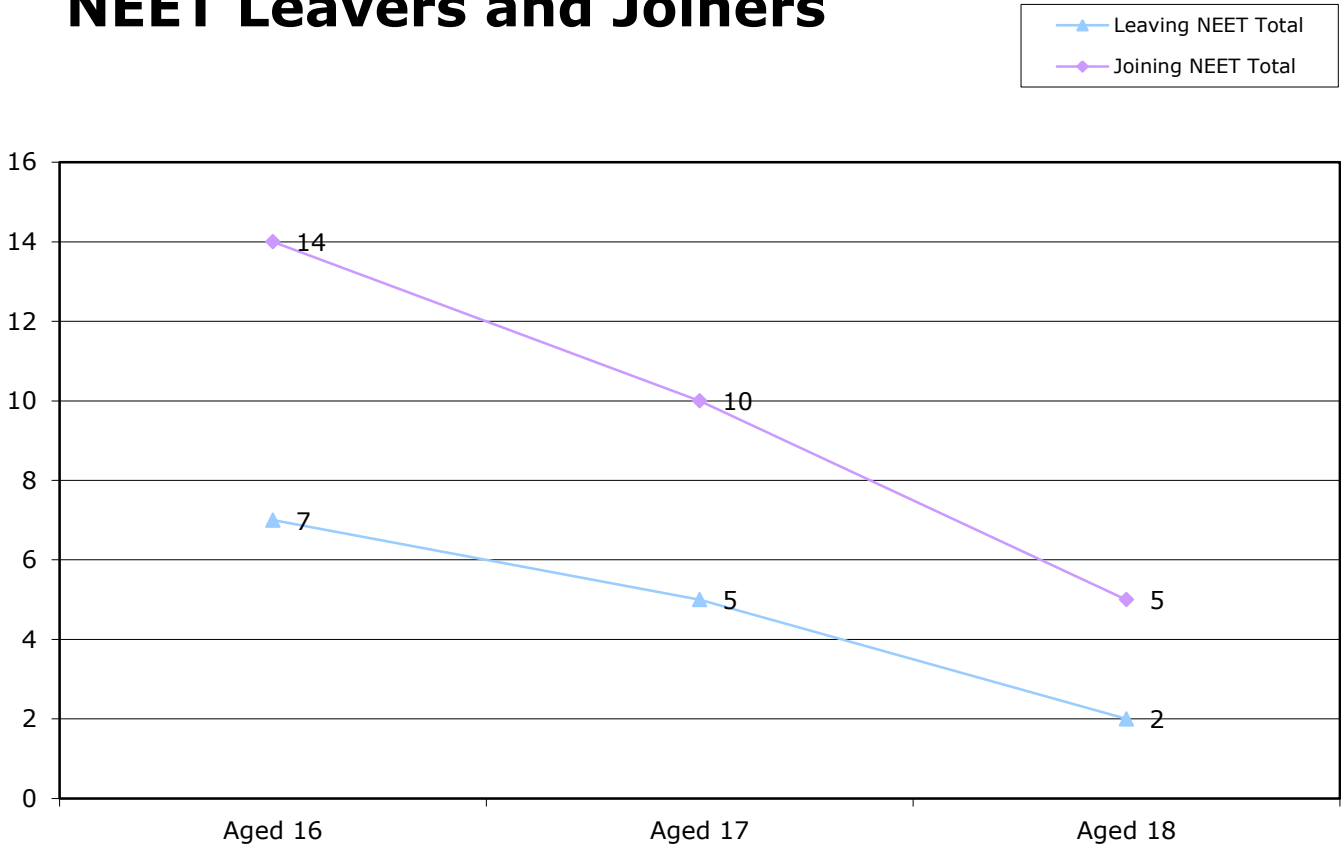
16-18 year old NEET by Vulnerable Group	Feb-15	Jan-15	Dec-14	Nov-14	Oct-14	Sep-14	Aug-14	Jul-14	Jun-14	May-14	Apr-14	Mar-14	Feb-14
Children in Care	20	19	18	19	15	17	42	41	40	43	46	46	43
Caring for own child	39	38	35	32	27	32	72	58	58	58	58	58	55
Asylum seeker	0	0	0	0	0	0	0	0	0	0	0	0	0
Carer not own child	4	3	3	2	1	2	4	5	4	4	4	4	4
Substance Misuse	1	2	2	2	1	2	6	7	7	7	7	7	7
Care Leaver	7	6	6	5	6	10	7	7	7	8	8	8	8
Supervised by YOT	18	20	19	14	12	8	12	13	13	14	15	15	14
Pregnancy	20	21	16	15	14	16	18	24	22	23	20	21	22
Parent not caring for own child	1	1	1	0	1	0	1	1	1	1	1	1	1
SEND (16-18 year olds)	26	28	30	25	19	19	44	47	36	38	41	44	45
SEND (19+ year olds)	121	122	122	121	126	128	107	109	113	114	124	116	120
Total 16-18 NEET with at least one vulnerable group	114	115	107	96	83	92	161	163	154		161		

16-18 year old Not Known by Vulnerable Group	Feb-15	Jan-15	Dec-14	Nov-14	Oct-14	Sep-14	Aug-14	Jul-14	Jun-14	May-14	Apr-14	Mar-14	Feb-14
Children in Care	24	23	23	34	36	89	14	19	19	13	14	6	6
Caring for own child	9	7	8	10	10	17	6	5	5	3	5	2	2
Asylum seeker	2	2	2	2	4	2	2	2	2	2	1	1	1
Carer not own child	1	2	2	1	2	5	0	0	0	0	0	0	0
Substance Misuse	1	1	0	2	2	6	5	7	7	5	4	3	3
Care Leaver	2	2	2	2	1	1	0	0	0	0	0	0	0
Supervised by YOT	2	0	1	15	15	24	3	4	3	3	3	1	1
Pregnancy	3	3	2	2	2	6	2	2	2	2	2	2	2
Parent not caring for own child	0	0	0	0	0	0	1	1	1	1	2	1	1
SEND (16-18 year olds)	45	46	48	60	67	193	21	21	20	14	18	9	8
SEND (19+ year olds)	295	295	292	288	293	322	197	205	211	214	222	219	225
Total not known with at least one vulnerable group	75	72	74	103	111	295	44	49	48		42		

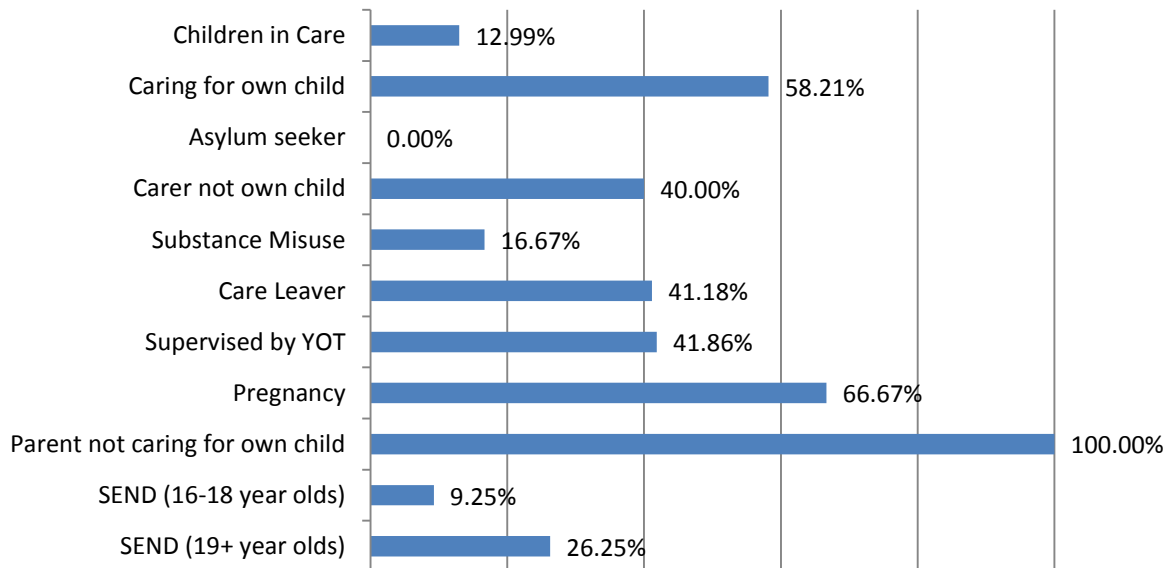
16-18 Year old NEET Leavers & Joiners	Aged 16	Aged 17	Aged 18	16-18 Total	Aged 19
Leaving NEET Total	7	5	2	14	13
Education	2	1	1	4	0
Employment	0	0	1	1	0
Government supported training	5	4	0	9	0
Re-engagement Provision	0	0	0	0	0
NEET in other area	0	0	0	0	0
Custodial Sentence	0	0	0	0	0
Moved Away	0	0	0	0	13
Cannot Be Contacted	0	0	0	0	0
Refused to disclose activity	0	0	0	0	0
Unknown Activity	0	0	0	0	0
Other Reason	0	0	0	0	0
Joining NEET Total	14	10	5	29	0
Education	10	2	0	12	0
Employment	0	0	3	3	0
Government supported training	0	0	0	0	0
Re-engagement Provision	0	0	0	0	0
NEET in other area	0	0	0	0	0
Other (inc custodial sentence)	4	8	2	14	0
Joiners>Leavers	-7	-5	-3	-15	13

16-18 Year Old NEET Labour Market Summary	No	%
Available:		
Working not for reward	2	0.79%
Not yet ready for work or learning	17	6.75%
Start Date agreed	5	1.98%
Seeking EET	228	90.48%
Available Total	252	100%
Unavailable:		
Young carers	1	1.61%
Teenage parents	35	56.45%
Illness	15	24.19%
Pregnancy	10	16.13%
Religious grounds	0	0.00%
Unlikely to be economically active	1	1.61%
Other reason	0	0.00%
Unavailable Total	62	100%

NEET Leavers and Joiners



% of Vulnerable Cohorts who are NEET



Education and Young People's Services Performance Management
NEET Monthly Report - Tonbridge & Malling

16-18 year old cohort by Vulnerable Group	Feb-15	Jan-15	Dec-14	Nov-14	Oct-14	Sep-14	Aug-14	Jul-14	Jun-14	May-14	Apr-14	Mar-14	Feb-14
Children in Care	31	31	31	27	27	27	26	26	24	23	23	23	24
Caring for own child	23	23	19	18	16	16	37	35	35	35	34	34	32
Asylum seeker	0	0	0	0	0	0	1	1	1	1	1	1	1
Carer not own child	10	9	9	9	9	9	10	10	10	10	10	10	10
Substance Misuse	3	3	3	7	7	7	9	9	10	10	10	10	10
Care Leaver	0	0	0	1	1	1	1	1	1	1	1	1	1
Supervised by YOT	10	10	11	15	16	13	10	10	9	10	10	10	11
Pregnancy	12	13	12	12	10	10	11	12	11	10	11	11	14
Parent not caring for own child	1	1	0	0	0	0	2	2	2	2	2	2	2
SEND (16-18 year olds)	141	141	142	140	142	140	156	156	140	140	142	142	142
SEND (19+ year olds)	273	275	275	275	275	275	225	229	232	237	272	245	247
Total 16-18 cohort with at least one vulnerable group	210	210	208	210	208	202	239	238	222		223		

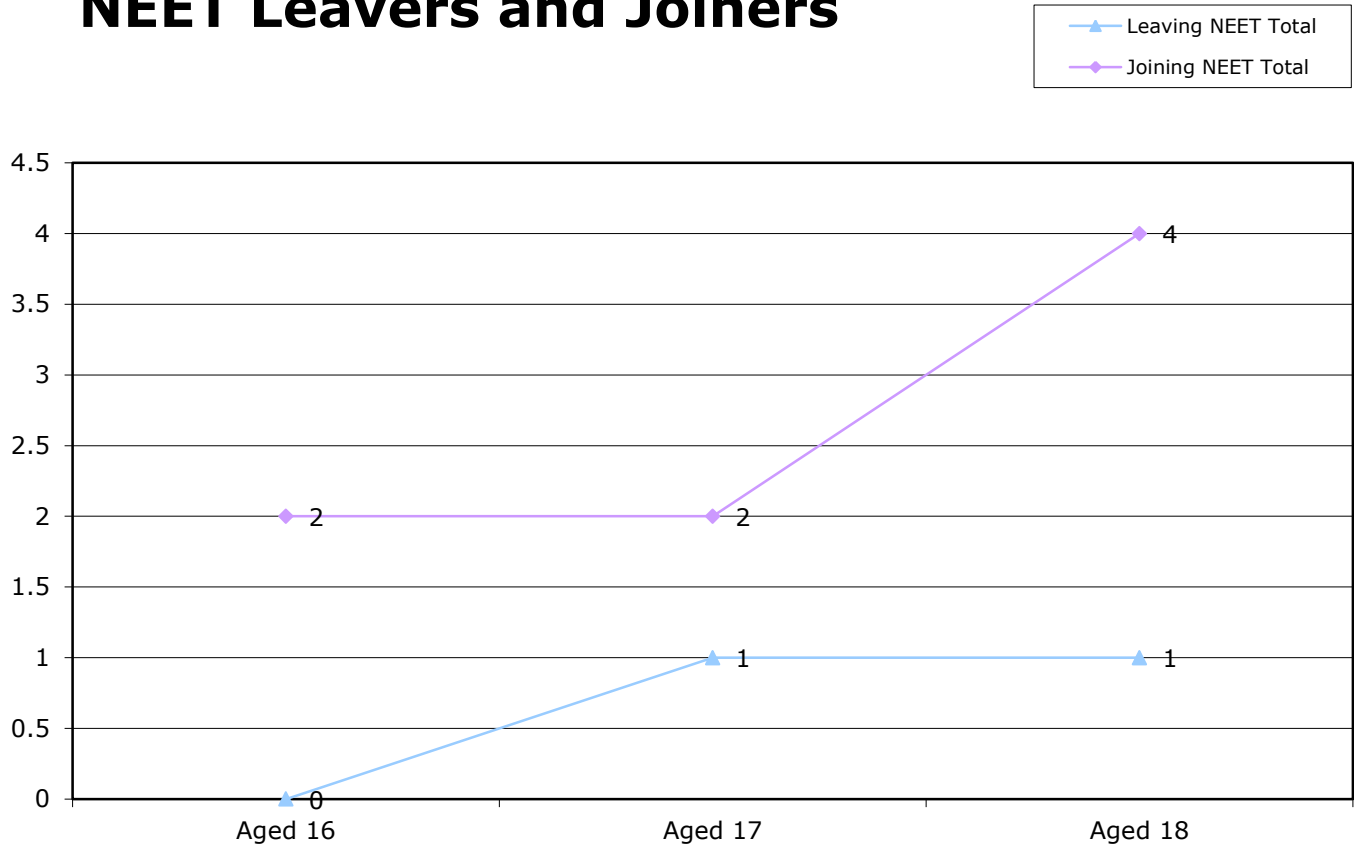
16-18 year old NEET by Vulnerable Group	Feb-15	Jan-15	Dec-14	Nov-14	Oct-14	Sep-14	Aug-14	Jul-14	Jun-14	May-14	Apr-14	Mar-14	Feb-14
Children in Care	0	0	1	0	0	0	4	3	4	3	3	3	4
Caring for own child	18	19	15	14	12	13	28	26	26	26	25	25	23
Asylum seeker	0	0	0	0	0	0	1	1	1	1	1	1	1
Carer not own child	3	2	2	2	2	2	2	2	2	2	2	2	2
Substance Misuse	0	0	0	0	0	0	1	1	2	2	2	3	3
Care Leaver	0	0	0	0	0	0	1	1	1	1	1	1	1
Supervised by YOT	3	4	4	4	3	3	5	4	4	5	5	5	4
Pregnancy	11	12	10	9	7	7	8	9	8	7	7	7	10
Parent not caring for own child	1	1	0	0	0	0	2	2	2	2	2	2	2
SEND (16-18 year olds)	11	10	8	7	6	6	13	15	12	12	12	12	12
SEND (19+ year olds)	48	49	49	49	50	50	46	46	47	49	51	50	50
Total 16-18 NEET with at least one vulnerable group	43	43	37	34	27	28	56	57	56		54		

16-18 year old Not Knowns by Vulnerable Group	Feb-15	Jan-15	Dec-14	Nov-14	Oct-14	Sep-14	Aug-14	Jul-14	Jun-14	May-14	Apr-14	Mar-14	Feb-14
Children in Care	7	7	7	8	9	20	6	5	5	4	4	4	4
Caring for own child	1	1	1	1	1	2	3	3	3	3	3	3	1
Asylum seeker	0	0	0	0	0	0	0	0	0	0	0	0	0
Carer not own child	0	0	0	0	1	5	0	0	0	0	0	0	0
Substance Misuse	1	1	0	4	4	5	2	2	2	2	1	1	1
Care Leaver	0	0	0	1	1	1	0	0	0	0	0	0	0
Supervised by YOT	0	0	0	4	3	7	1	2	2	2	0	0	0
Pregnancy	0	0	1	1	1	2	1	1	1	1	1	1	1
Parent not caring for own child	0	0	0	0	0	2	0	0	0	0	0	0	0
SEND (16-18 year olds)	18	20	25	28	35	98	27	27	27	25	30	21	23
SEND (19+ year olds)	188	189	192	193	196	221	148	153	155	158	184	165	166
Total not known with at least one vulnerable group	24	26	31	41	49	128	33	33	35		35		

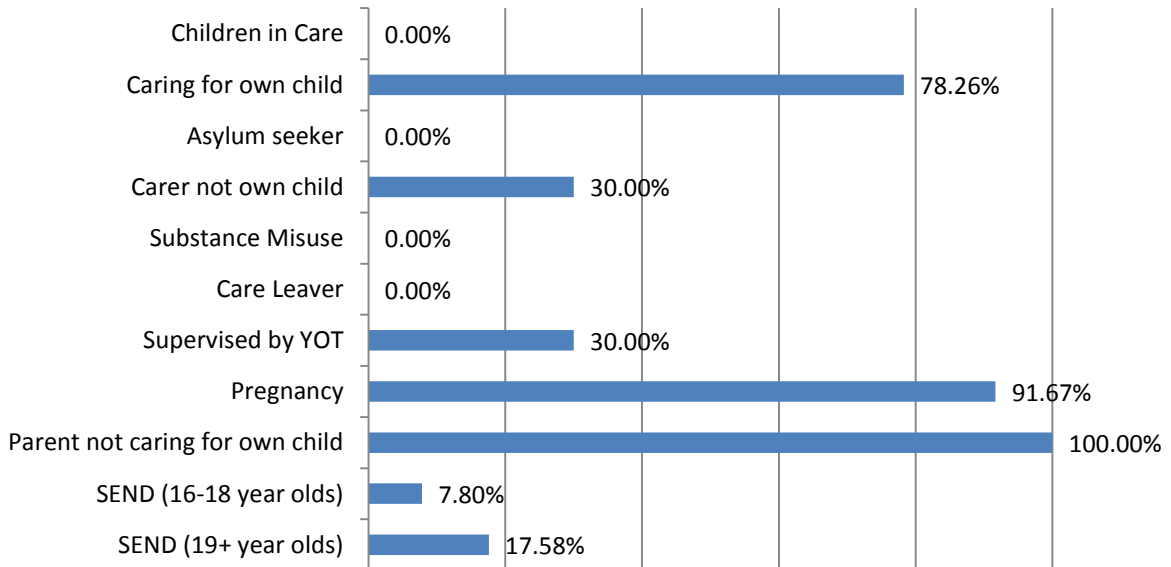
16-18 Year old NEET Leavers & Joiners	Aged 16	Aged 17	Aged 18	16-18 Total	Aged 19
Leaving NEET Total	0	1	1	2	3
Education	0	0	1	1	0
Employment	0	0	0	0	0
Government supported training	0	1	0	1	0
Re-engagement Provision	0	0	0	0	0
NEET in other area	0	0	0	0	0
Custodial Sentence	0	0	0	0	0
Moved Away	0	0	0	0	3
Cannot Be Contacted	0	0	0	0	0
Refused to disclose activity	0	0	0	0	0
Unknown Activity	0	0	0	0	0
Other Reason	0	0	0	0	0
Joining NEET Total	2	2	4	8	0
Education	2	0	0	2	0
Employment	0	0	1	1	0
Government supported training	0	0	0	0	0
Re-engagement Provision	0	0	0	0	0
NEET in other area	0	0	0	0	0
Other (inc custodial sentence)	0	2	3	5	0
Joiners>Leavers	-2	-1	-3	-6	3

16-18 Year Old NEET Labour Market Summary	No	%
Available:		
Working not for reward	8	5.67%
Not yet ready for work or learning	5	3.55%
Start Date agreed	4	2.84%
Seeking EET	124	87.94%
Available Total	141	100%
Unavailable:		
Young carers	0	0.00%
Teenage parents	17	53.13%
Illness	8	25.00%
Pregnancy	6	18.75%
Religious grounds	0	0.00%
Unlikely to be economically active	1	3.13%
Other reason	0	0.00%
Unavailable Total	32	100%

NEET Leavers and Joiners



% of Vulnerable Cohorts who are NEET



Education and Young People's Services Performance Management

NEET Monthly Report - Tunbridge Wells

16-18 year old cohort by Vulnerable Group	Feb-15	Jan-15	Dec-14	Nov-14	Oct-14	Sep-14	Aug-14	Jul-14	Jun-14	May-14	Apr-14	Mar-14	Feb-14
Children in Care	18	19	18	21	20	20	23	23	22	22	22	22	22
Caring for own child	14	13	9	9	8	8	30	30	30	30	30	29	25
Asylum seeker	4	4	4	4	4	4	5	5	5	5	5	5	5
Carer not own child	4	4	4	6	6	6	4	4	4	5	5	5	5
Substance Misuse	4	4	4	5	4	4	7	7	7	7	7	7	8
Care Leaver	5	5	5	5	5	5	1	1	1	1	0	0	0
Supervised by YOT	16	16	16	19	20	12	5	6	6	6	8	8	8
Pregnancy	10	10	10	9	9	9	11	12	11	11	11	11	14
Parent not caring for own child	2	2	2	2	2	2	2	2	2	2	2	2	1
SEND (16-18 year olds)	137	137	135	138	141	148	149	149	139	141	143	143	143
SEND (19+ year olds)	227	227	227	227	227	226	185	188	189	191	224	197	199
Total 16-18 cohort with at least one vulnerable group	191	190	184	190	194	194	214	214	204		208		

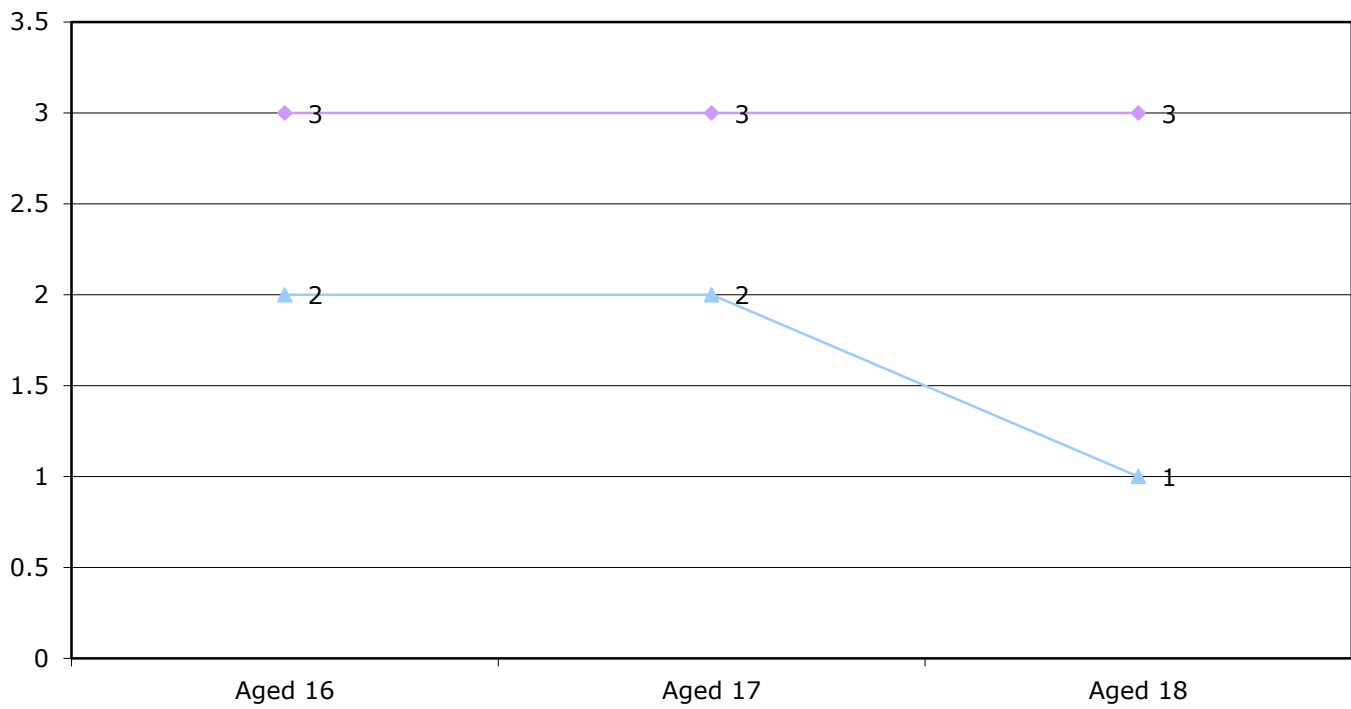
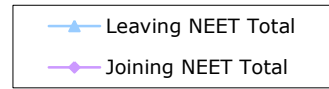
16-18 year old NEET by Vulnerable Group	Feb-15	Jan-15	Dec-14	Nov-14	Oct-14	Sep-14	Aug-14	Jul-14	Jun-14	May-14	Apr-14	Mar-14	Feb-14
Children in Care	0	1	0	0	0	2	6	4	6	6	6	5	5
Caring for own child	12	11	7	7	6	7	21	21	22	23	23	22	19
Asylum seeker	0	0	0	0	0	0	0	0	0	0	0	0	0
Carer not own child	1	1	1	1	1	0	0	0	0	0	0	0	0
Substance Misuse	1	1	1	1	0	1	2	1	2	2	2	1	3
Care Leaver	4	4	4	3	3	4	1	1	1	1	0	0	0
Supervised by YOT	3	3	3	2	1	2	3	2	3	3	2	2	2
Pregnancy	7	7	7	6	6	6	6	6	5	5	5	5	7
Parent not caring for own child	0	0	0	0	0	1	1	0	1	1	1	0	0
SEND (16-18 year olds)	6	6	6	5	5	5	10	12	9	11	12	12	13
SEND (19+ year olds)	31	31	31	30	30	30	27	23	22	23	28	24	24
Total 16-18 NEET with at least one vulnerable group	30	29	25	21	20	23	41	41	41		42		

16-18 year old Not Knowns by Vulnerable Group	Feb-15	Jan-15	Dec-14	Nov-14	Oct-14	Sep-14	Aug-14	Jul-14	Jun-14	May-14	Apr-14	Mar-14	Feb-14
Children in Care	3	2	2	7	8	17	2	2	2	2	2	0	0
Caring for own child	0	0	0	0	0	1	1	1	1	2	3	2	2
Asylum seeker	0	0	0	0	0	3	1	1	1	1	1	0	0
Carer not own child	0	0	0	2	2	5	0	0	1	2	1	0	0
Substance Misuse	0	0	0	2	2	3	0	0	0	0	0	0	0
Care Leaver	0	0	0	1	1	1	0	0	0	0	0	0	0
Supervised by YOT	0	0	0	5	6	10	0	1	1	1	1	1	0
Pregnancy	0	0	1	2	2	2	0	0	2	2	2	1	0
Parent not caring for own child	0	0	0	0	0	1	0	0	0	0	0	0	0
SEND (16-18 year olds)	19	21	22	30	39	114	16	16	14	12	16	6	3
SEND (19+ year olds)	166	152	151	153	156	172	101	127	131	130	141	128	125
Total not known with at least one vulnerable group	21	22	24	41	51	139	18	18	19		23		

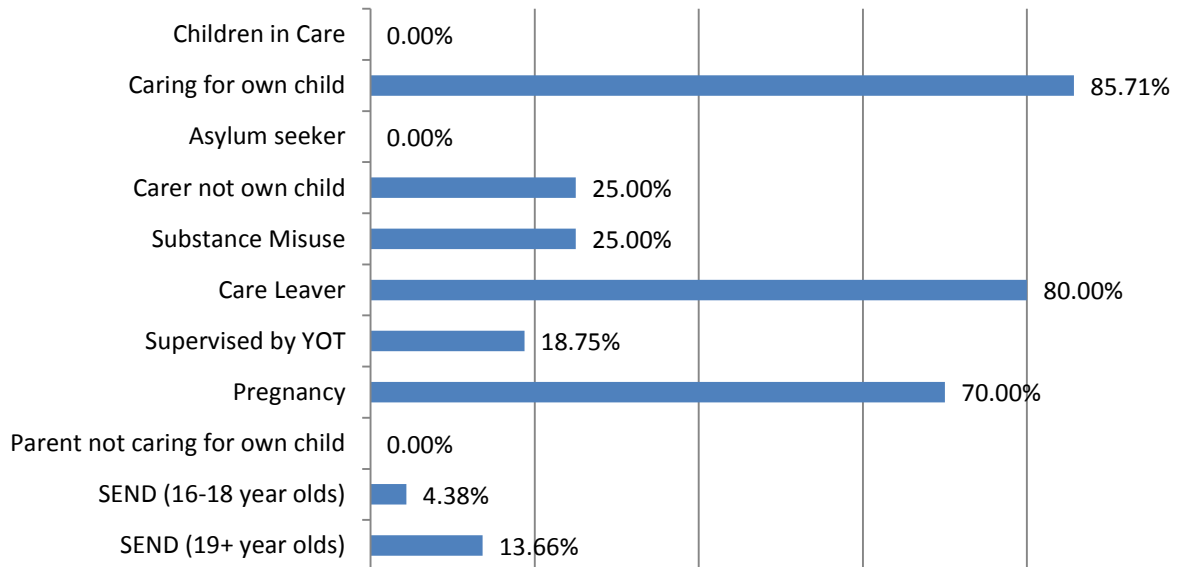
16-18 Year old NEET Leavers & Joiners	Aged 16	Aged 17	Aged 18	16-18 Total	Aged 19
Leaving NEET Total	2	2	1	5	3
Education	0	0	0	0	0
Employment	0	2	0	2	0
Government supported training	2	0	0	2	0
Re-engagement Provision	0	0	0	0	0
NEET in other area	0	0	1	1	0
Custodial Sentence	0	0	0	0	0
Moved Away	0	0	0	0	3
Cannot Be Contacted	0	0	0	0	0
Refused to disclose activity	0	0	0	0	0
Unknown Activity	0	0	0	0	0
Other Reason	0	0	0	0	0
Joining NEET Total	3	3	3	9	0
Education	1	0	0	1	0
Employment	1	1	2	4	0
Government supported training	0	0	0	0	0
Re-engagement Provision	0	0	0	0	0
NEET in other area	0	0	0	0	0
Other (inc custodial sentence)	1	2	1	4	0
Joiners>Leavers	-1	-1	-2	-4	3

16-18 Year Old NEET Labour Market Summary	No	%
Available:		
Working not for reward	2	1.79%
Not yet ready for work or learning	16	14.29%
Start Date agreed	3	2.68%
Seeking EET	91	81.25%
Available Total	112	100%
Unavailable:		
Young carers	0	0.00%
Teenage parents	11	64.71%
Illness	3	17.65%
Pregnancy	3	17.65%
Religious grounds	0	0.00%
Unlikely to be economically active	0	0.00%
Other reason	0	0.00%
Unavailable Total	17	100%

NEET Leavers and Joiners



% of Vulnerable Cohorts who are NEET

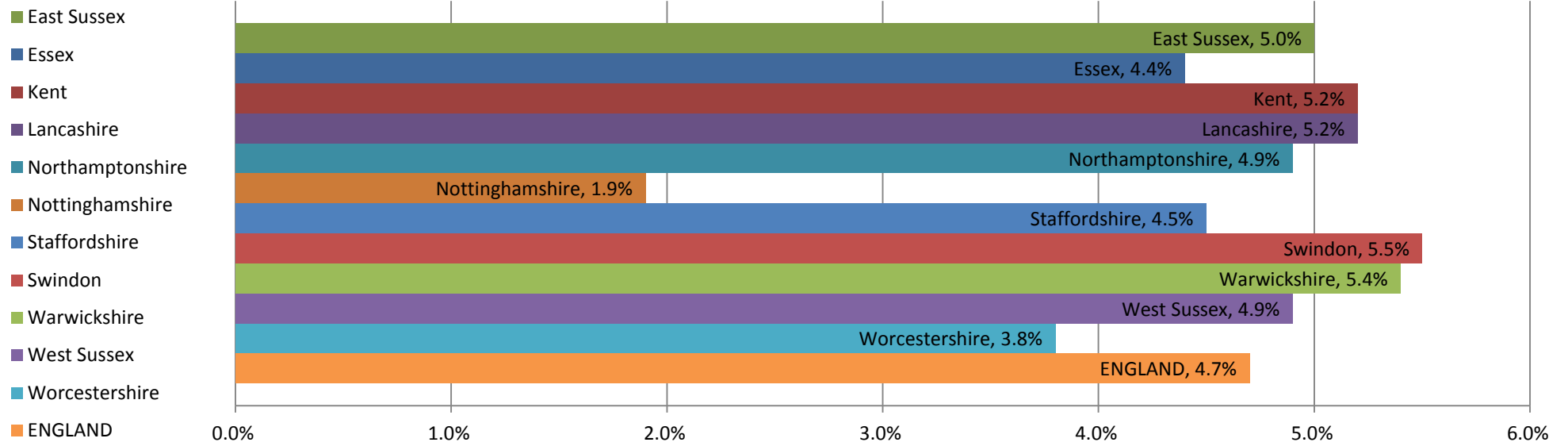


Education and Young People's Services Performance Management
Kent/National/Statistical Neighbours
AS AT 31st January 2015

	NEET		Not known		In learning	
	% Academic Age16-18s NEET	% change over last 12 months	% Academic Age16-18s NK	% change over last 12 months	% Academic Age16-18s in learning	% change over last 12 months
ENGLAND	4.7%	-11.3%	7.2%	-4.2%	83.0%	1.2%

Name	NEET Ranked Position	Academic Age16-18 (Y12-Y14) NEET %	Y12 NEET%	Y13 NEET%	Y14 NEET%	N/K Ranked Position	Academic Age 16 - 18 (Y12-Y14) NK %	Y12 NK%	Y13 NK%	Y14 NK%	Academic Age 16 - 18 (Y12-14) In Learning %	Y12 In Learning %	Y13 In Learning %	Y14 In Learning %
Kent	8	5.2%	2.3%	5.1%	8.8%	10	11.2%	4.3%	10.7%	18.9%	77.8%	92.6%	81.4%	58.7%
East Sussex	7	5.0%	2.3%	5.3%	7.7%	4	5.1%	0.3%	3.2%	12.2%	81.3%	95.6%	85.7%	61.4%
Essex	3	4.4%	2.0%	4.5%	7.0%	3	5.0%	1.1%	4.5%	9.6%	81.6%	95.7%	85.3%	63.5%
Lancashire	8	5.2%	2.2%	4.9%	8.4%	5	7.1%	2.4%	7.8%	10.9%	84.4%	94.7%	85.7%	73.2%
Northamptonshire	5	4.9%	2.1%	5.1%	7.8%	1	3.5%	2.2%	3.2%	5.3%	82.7%	94.7%	86.6%	65.8%
Nottinghamshire	1	1.9%	1.3%	1.5%	3.0%	8	9.3%	4.7%	9.0%	14.2%	88.6%	93.7%	89.3%	82.9%
Staffordshire	4	4.5%	2.1%	4.6%	7.2%	6	7.4%	3.7%	3.4%	15.3%	82.0%	93.1%	88.6%	63.8%
Swindon	11	5.5%	1.5%	4.2%	11.2%	2	4.8%	1.5%	4.3%	8.8%	83.4%	96.2%	87.5%	66.5%
Warwickshire	10	5.4%	1.8%	4.3%	10.5%	7	8.2%	3.1%	5.5%	15.8%	82.9%	94.4%	87.9%	66.9%
West Sussex	5	4.9%	1.4%	4.1%	10.2%	11	15.0%	6.4%	12.4%	26.4%	76.4%	91.8%	81.2%	56.0%
Worcestershire	2	3.8%	2.3%	3.9%	5.3%	9	10.6%	4.5%	9.5%	17.8%	81.2%	92.2%	83.7%	67.6%
Mean Indicator for Statistical neighbours		4.6%	1.9%	4.2%	7.8%		7.6%	3.0%	6.3%	13.6%	82.5%	94.2%	86.1%	66.7%

Statistical Neighbours NEETs January 2015



Statistical Neighbours Not Knowns January 2015

