

Education and Young People's Services

Young People Not in Education, Employment or Training (NEET)

Monthly Report - July 2014

Produced by: Management Information Unit, KCC

Publication Date: 8th August 2014

The figures are based on the monthly submission made to DfE via NCCIS for Kent County Council . Academic age is the age of the young person on 31st August (i.e.: prior to the start of the academic year). The figures include all 16 -18 year olds based on academic age with a Kent County Council area postcode as their primary address.



Executive Summary

Summary:

NEETs in July 2014 the figure has moved to 6.33% from 6.28% in June 2014, but an improvement on July 2013 of 6.73%

There is a significant improvement in Thanet from 10.08% in July 2013 to 8.13% in July 2014.

Not Knowns have moved to 11.93% from 11.72% in June 2014, in July 2013 the Not Known figure was 11.65%

There is a disparity in the distribution of Not Knowns as 71% of Not Knowns are in Year 14.

Participation is up on the last month for 17 year olds, and down very slightly for 16 year olds, with 92.59% of 16 year olds and 83.91% of 17 year olds participating.

The NEET cohort, having reduced in terms of numbers between May and June, has this month risen slightly, from 2789 to 2804. The NEET % is currently at 6.33%.

In June, 142 16-18 year olds left the NEET cohort, while 137 joined the NEET cohort. Kent is ranked 9th among our statistical neighbours for NEET.

The level of Not Knowns has risen. This is partly due to a seasonal pattern of lapsed statuses towards the end of the academic year that occurs in all LAs. The increase in Not Knowns impacts the NEET percentages as a number of Not Knowns are apportioned into the NEET percentages according to DfE methodology.

Not Knowns in Kent are above the England average but slightly below the average for our statistical neighbours.

Context

The management of the tracking process has changed significantly since April 2014 and is being led with reduced resources. Elements of the process are still being embedded and others are in the planning phase.

Work is overseen by KCC's Tracking Board, a group that leads process developments and seeks continuous improvement.

Progress To Date:

To date the telephone tracking team who contact the Not Knowns on the IYSS database have made over 3000 phone calls, this team will expand in August, develop new strategies using text messaging and social media. It is anticipated that this will have a positive impact on the number of Not Knowns in Kent over the coming months. However, the full impact will not be seen until the annual activity survey is completed in Autumn term.

Planned Activity:

What Next? Programme has been developed. The Kent Choices 4U website hosts a front page which provides young people with links to a range of support services to help them to participate and progress. A poster and leaflet to promote these services has been produced and has been circulated to partners to promote the site.

KIASS Re-engage is now LIVE in all districts. This comprehensive tailored participation and support programme targets 16-19 year olds who have been NEET for some time or who are without a September Guarantee.

The Activity Survey will commence in September with the collection of enrolment data electronically from schools, colleges and training providers.

Education and Young People's Services Performance Management

NEET Monthly Report - Kent

| 16-18 year old NEET Summary | Total Cohort 16-18 | No. NEET 16-18 | % NEET 16-18 | NEET Target 16-18 | Diff from target | % NEET Age 16 | % NEET Age 17 | % NEET Age 18 | Not knows | | | | |
|-----------------------------|--------------------|----------------|--------------|-------------------|------------------|---------------|---------------|---------------|-------------|-------------|-------------|-------|-------------|
| | | | | | | | | | Acad age 16 | Acad age 17 | Acad age 18 | Total | % of cohort |
| Kent | 51,566 | 2,804 | 6.33% | 5.00% | 1.33% | 3.61% | 6.22% | 9.47% | 561 | 1,229 | 4,363 | 6,153 | 11.93% |
| Ashford | 4,594 | 242 | 6.19% | 4.21% | 1.98% | 4.44% | 5.89% | 8.37% | 45 | 117 | 385 | 547 | 11.91% |
| Canterbury | 4,742 | 219 | 5.21% | 4.08% | 1.13% | 3.40% | 5.02% | 7.42% | 32 | 69 | 286 | 387 | 8.16% |
| Dartford | 3,433 | 181 | 6.28% | 5.08% | 1.20% | 3.13% | 6.53% | 9.49% | 47 | 86 | 339 | 472 | 13.75% |
| Dover | 3,924 | 269 | 7.60% | 5.58% | 2.02% | 3.89% | 6.49% | 12.65% | 33 | 85 | 247 | 365 | 9.30% |
| Gravesham | 3,939 | 230 | 6.90% | 5.04% | 1.86% | 4.32% | 6.18% | 10.70% | 48 | 108 | 404 | 560 | 14.22% |
| Maidstone | 5,347 | 291 | 6.41% | 4.99% | 1.42% | 3.68% | 5.89% | 9.84% | 51 | 132 | 497 | 680 | 12.72% |
| Sevenoaks | 3,359 | 106 | 3.94% | 3.28% | 0.66% | 2.38% | 4.09% | 5.42% | 43 | 55 | 303 | 401 | 11.94% |
| Shepway | 3,806 | 242 | 7.39% | 6.06% | 1.33% | 3.98% | 8.04% | 10.45% | 49 | 98 | 345 | 492 | 12.93% |
| Swale | 5,262 | 351 | 7.78% | 6.08% | 1.70% | 4.17% | 8.99% | 10.57% | 78 | 155 | 502 | 735 | 13.97% |
| Thanet | 5,022 | 370 | 8.13% | 6.98% | 1.15% | 4.27% | 7.81% | 13.03% | 50 | 112 | 310 | 472 | 9.40% |
| Tonbridge & Malling | 4,367 | 159 | 4.52% | 3.34% | 1.18% | 2.55% | 4.55% | 6.85% | 41 | 111 | 440 | 592 | 13.56% |
| Tunbridge Wells | 3,771 | 144 | 4.69% | 3.30% | 1.39% | 2.36% | 4.42% | 7.60% | 44 | 101 | 305 | 450 | 11.93% |

| 16-18 year old NEET % Trends | Jul-14 | Jun-14 | May-14 | Apr-14 | Mar-14 | Feb-14 | Jan-14 | Dec-13 | Nov-13 | Oct-13 | Sep-13 | Aug-13 | Jul-13 |
|------------------------------|--------|--------|--------|--------|--------|--------|--------|--------|--------|--------|--------|--------|--------|
| Kent | 6.33 | 6.28 | 6.12 | 6.05 | 5.95 | 5.82 | 5.86 | 5.89 | 5.76 | 5.73 | 14.79 | 7.08 | 6.73 |
| Ashford | 6.29 | 5.99 | 5.76 | 5.63 | 5.46 | 5.37 | 5.22 | 5.27 | 5.11 | 5.16 | 12.92 | 6.62 | 6.17 |
| Canterbury | 5.21 | 5.09 | 5.00 | 4.89 | 5.10 | 4.99 | 5.24 | 5.44 | 5.16 | 4.39 | 18.10 | 6.34 | 6.04 |
| Dartford | 6.28 | 6.41 | 5.99 | 5.99 | 5.76 | 5.48 | 5.80 | 6.00 | 5.89 | 6.99 | 13.33 | 6.87 | 6.50 |
| Dover | 7.60 | 7.65 | 7.89 | 7.94 | 7.53 | 7.19 | 7.07 | 7.09 | 7.00 | 6.39 | 13.05 | 7.71 | 7.42 |
| Gravesham | 6.90 | 6.99 | 6.76 | 6.67 | 6.50 | 6.45 | 6.35 | 6.61 | 6.25 | 7.77 | 20.33 | 6.57 | 6.60 |
| Maidstone | 6.41 | 5.94 | 5.63 | 5.64 | 5.46 | 5.34 | 5.41 | 5.17 | 4.84 | 4.95 | 9.15 | 6.11 | 5.70 |
| Sevenoaks | 3.94 | 4.00 | 3.72 | 3.74 | 3.76 | 3.74 | 4.09 | 4.53 | 4.53 | 5.25 | 14.64 | 4.68 | 4.33 |
| Shepway | 7.39 | 7.18 | 7.09 | 7.00 | 7.20 | 6.94 | 7.34 | 6.97 | 7.04 | 5.60 | 16.85 | 9.02 | 8.54 |
| Swale | 7.78 | 7.57 | 7.25 | 7.04 | 7.06 | 6.83 | 6.75 | 6.88 | 6.91 | 7.09 | 15.80 | 9.09 | 8.68 |
| Thanet | 8.13 | 8.21 | 8.12 | 8.45 | 8.19 | 8.08 | 8.09 | 7.89 | 7.79 | 7.19 | 21.49 | 10.57 | 10.08 |
| Tonbridge & Malling | 4.52 | 4.72 | 4.77 | 4.44 | 4.40 | 4.26 | 4.18 | 4.24 | 4.05 | 4.40 | 15.67 | 5.51 | 5.31 |
| Tunbridge Wells | 4.69 | 4.88 | 4.67 | 4.39 | 4.17 | 4.28 | 4.02 | 4.03 | 3.63 | 3.81 | 10.56 | 4.87 | 4.57 |

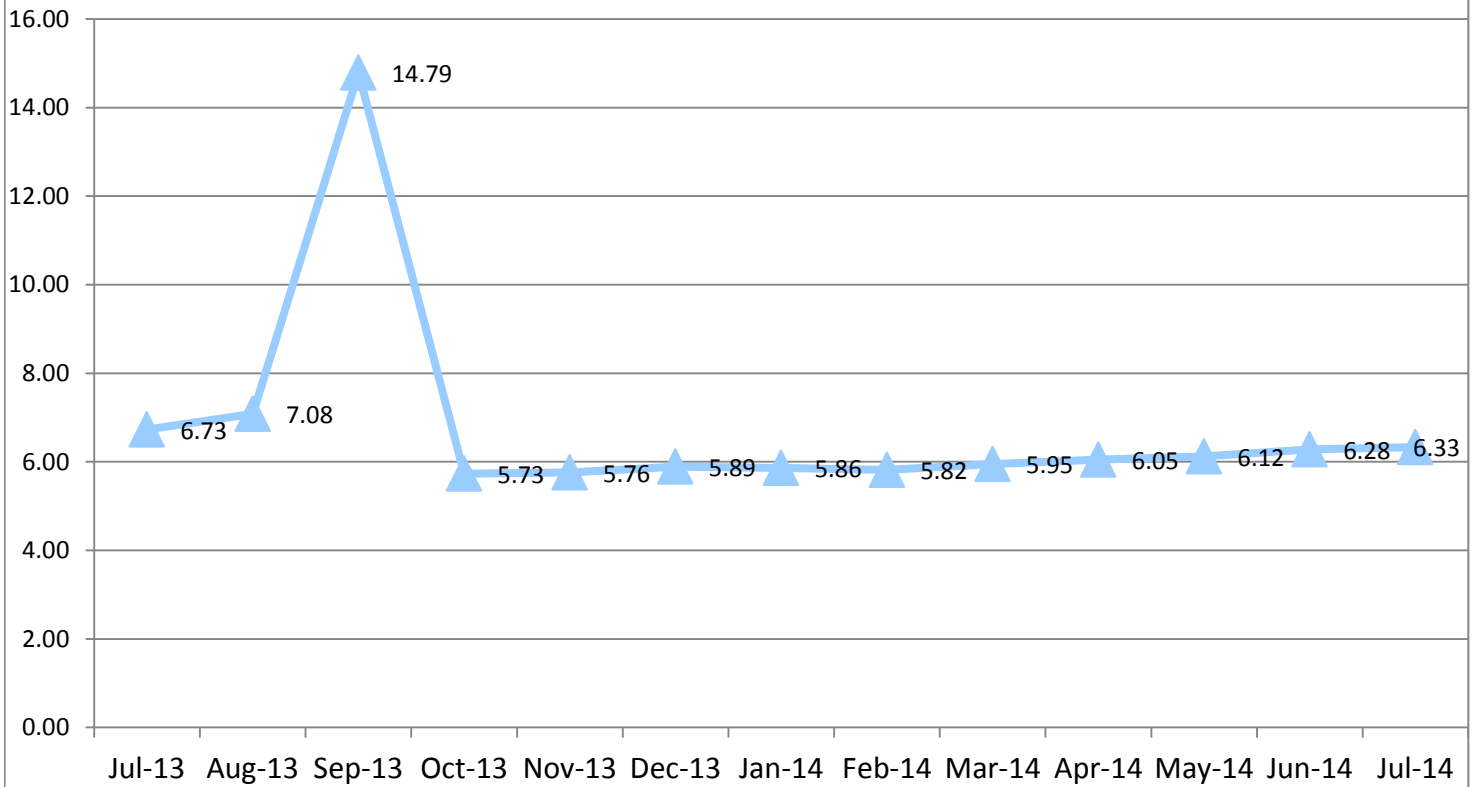
| 16-18 year old Not Known % Trends | Jul-14 | Jun-14 | May-14 | Apr-14 | Mar-14 | Feb-14 | Jan-14 | Dec-13 | Nov-13 | Oct-13 | Sep-13 | Aug-13 | Jul-13 |
|-----------------------------------|--------|--------|--------|--------|--------|--------|--------|--------|--------|--------|--------|--------|--------|
| Kent | 11.93 | 11.72 | 10.20 | 8.67 | 5.80 | 4.69 | 4.60 | 6.60 | 14.06 | 27.56 | 77.67 | 11.70 | 11.65 |
| Ashford | 11.91 | 10.12 | 8.33 | 7.57 | 3.67 | 2.45 | 2.02 | 4.33 | 10.25 | 22.39 | 74.34 | 15.88 | 14.44 |
| Canterbury | 8.16 | 8.36 | 7.92 | 5.48 | 3.11 | 2.25 | 1.97 | 2.70 | 5.91 | 16.39 | 88.03 | 11.40 | 11.44 |
| Dartford | 13.75 | 13.85 | 12.18 | 11.20 | 9.18 | 9.04 | 8.42 | 13.34 | 36.11 | 53.55 | 82.14 | 11.63 | 11.44 |
| Dover | 9.30 | 8.73 | 7.78 | 6.95 | 1.63 | 0.84 | 0.89 | 1.40 | 2.01 | 18.11 | 69.16 | 4.43 | 9.32 |
| Gravesham | 14.22 | 14.57 | 12.69 | 12.33 | 10.06 | 8.95 | 9.50 | 14.73 | 24.28 | 44.19 | 85.96 | 12.70 | 12.03 |
| Maidstone | 12.72 | 13.31 | 10.68 | 9.10 | 6.70 | 5.15 | 4.81 | 7.26 | 18.11 | 29.12 | 69.22 | 14.88 | 13.53 |
| Sevenoaks | 11.94 | 12.33 | 9.19 | 8.45 | 6.58 | 5.69 | 7.43 | 9.98 | 26.86 | 39.64 | 84.93 | 10.68 | 10.66 |
| Shepway | 12.93 | 13.15 | 12.22 | 11.18 | 8.09 | 6.70 | 5.96 | 7.39 | 11.78 | 21.10 | 73.88 | 10.31 | 10.83 |
| Swale | 13.97 | 13.21 | 11.69 | 8.06 | 4.84 | 3.05 | 2.28 | 3.34 | 7.03 | 20.81 | 71.04 | 13.00 | 12.64 |
| Thanet | 9.40 | 8.79 | 8.07 | 6.79 | 3.23 | 2.66 | 2.44 | 3.98 | 7.23 | 16.72 | 77.24 | 10.94 | 10.79 |
| Tonbridge & Malling | 13.56 | 13.61 | 12.37 | 11.05 | 9.00 | 7.77 | 8.54 | 9.71 | 15.29 | 30.18 | 83.42 | 11.40 | 10.97 |
| Tunbridge Wells | 11.93 | 11.43 | 9.82 | 7.40 | 5.36 | 3.99 | 3.56 | 4.62 | 13.45 | 31.96 | 77.75 | 10.86 | 10.33 |

| NEETs based on length of time in NEET | | | | | |
|---------------------------------------|-----------|------------|-------------|-------------|-----------|
| | 0-6 weeks | 7-13 weeks | 14-26 weeks | 27-52 weeks | 52+ weeks |
| Kent | 86 | 126 | 219 | 1035 | 1338 |
| Ashford | 11 | 15 | 21 | 80 | 115 |
| Canterbury | 8 | 17 | 9 | 89 | 96 |
| Dartford | 10 | 4 | 20 | 79 | 68 |
| Dover | 3 | 6 | 28 | 126 | 106 |
| Gravesham | 4 | 16 | 22 | 79 | 109 |
| Maidstone | 16 | 17 | 30 | 116 | 112 |
| Sevenoaks | 3 | 11 | 3 | 33 | 56 |
| Shepway | 8 | 8 | 24 | 78 | 124 |
| Swale | 19 | 8 | 25 | 124 | 175 |
| Thanet | 2 | 16 | 18 | 109 | 225 |
| Tonbridge & Malling | 0 | 2 | 11 | 62 | 84 |
| Tunbridge Wells | 2 | 6 | 8 | 60 | 68 |

| Progress RPA - Participating | |
|------------------------------|----------|
| % Age 16 | % Age 17 |
| 92.59% | 83.91% |
| 91.64% | 83.36% |
| 94.02% | 86.89% |
| 92.51% | 83.04% |
| 93.00% | 84.66% |
| 91.61% | 82.98% |
| 92.73% | 83.84% |
| 92.62% | 86.69% |
| 91.15% | 81.17% |
| 91.18% | 79.85% |
| 92.70% | 84.29% |
| 94.40% | 84.23% |
| 93.61% | 86.67% |

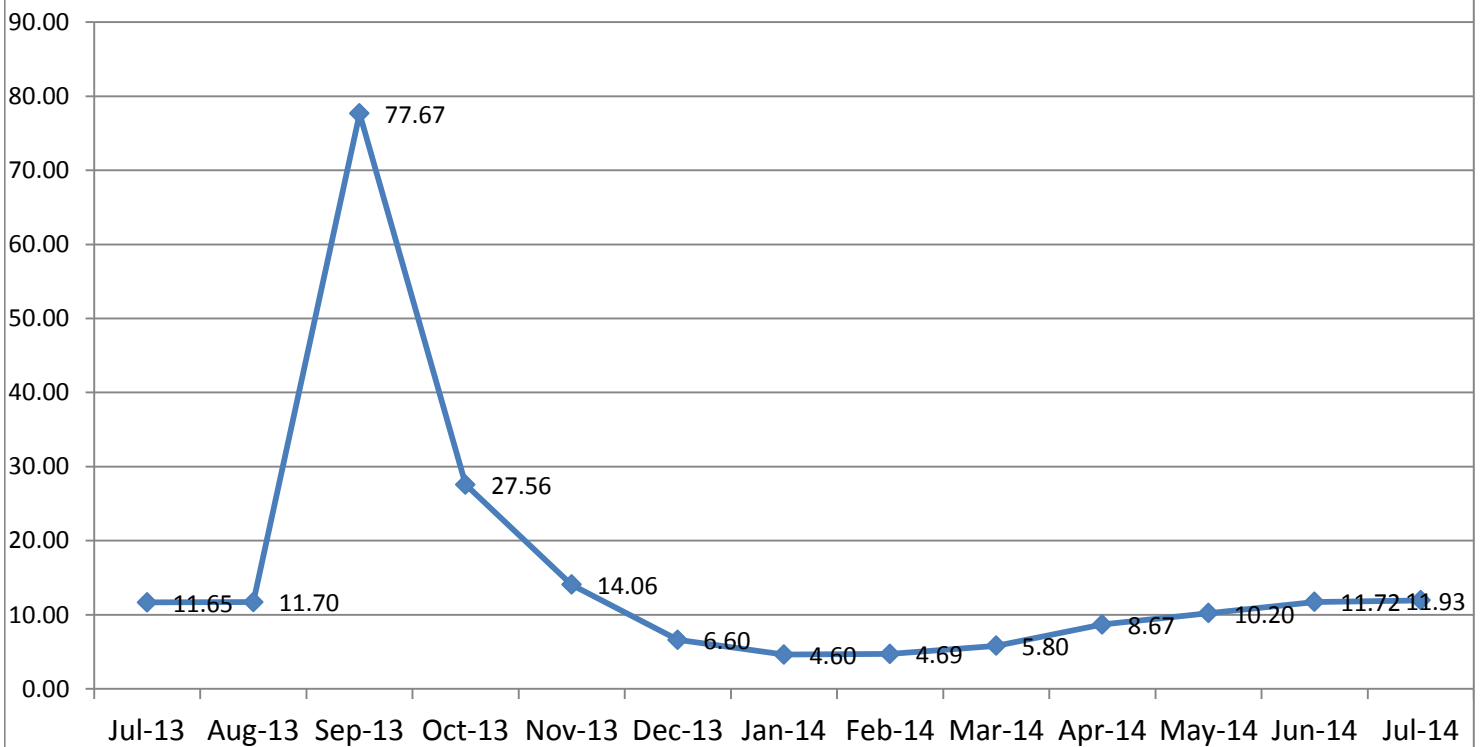
Kent NEET % trends

16-18 year old NEET % Trends



Kent Not Known % trends

16-18 year old Not Known % Trends



Education and Young People's Services Performance Management

NEET Monthly Report - Kent

| 16-18 year old cohort by Vulnerable Group | Jul-14 | Jun-14 | May-14 | Apr-14 | Mar-14 | Feb-14 | Jan-14 | Dec-13 | Nov-13 | Oct-13 | Sep-13 | Aug-13 | Jul-13 |
|---|--------|--------|--------|--------|--------|--------|--------|--------|--------|--------|--------|--------|--------|
| Children in Care | 746 | 714 | 698 | 701 | 699 | 700 | 704 | 706 | 711 | 731 | 736 | 715 | 716 |
| Caring for own child | 540 | 533 | 531 | 530 | 527 | 512 | 502 | 482 | 444 | 409 | 385 | 816 | 767 |
| Asylum seeker | 80 | 79 | 78 | 78 | 78 | 79 | 79 | 83 | 85 | 93 | 93 | 150 | 151 |
| Carer not own child | 84 | 84 | 86 | 86 | 85 | 83 | 84 | 84 | 82 | 80 | 79 | 112 | 111 |
| Substance Misuse | 149 | 160 | 163 | 162 | 161 | 161 | 159 | 160 | 158 | 157 | 156 | 161 | 163 |
| Care Leaver | 61 | 61 | 62 | 63 | 63 | 61 | 60 | 59 | 58 | 56 | 55 | 134 | 135 |
| Supervised by YOT | 180 | 181 | 201 | 204 | 204 | 202 | 197 | 320 | 315 | 322 | 329 | 285 | 281 |
| Pregnancy | 203 | 190 | 184 | 176 | 176 | 179 | 179 | 180 | 183 | 170 | 140 | 190 | 192 |
| Parent not caring for own child | 22 | 23 | 23 | 23 | 23 | 22 | 22 | 21 | 19 | 20 | 20 | 36 | 35 |
| SEND (16-18 year olds) | 2279 | 2098 | 2099 | 2113 | 2114 | 2112 | 2117 | 2124 | 2119 | 2135 | 2143 | 2104 | 2113 |
| SEND (19-24 year olds) | 3257 | 3312 | 3377 | 3871 | 3464 | 3506 | 3542 | 3595 | 3640 | 3685 | 3728 | 3028 | 3096 |
| Total 16-18 cohort with at least one vulnerable group | 3781 | 3599 | | 3598 | | | | | | | | | |

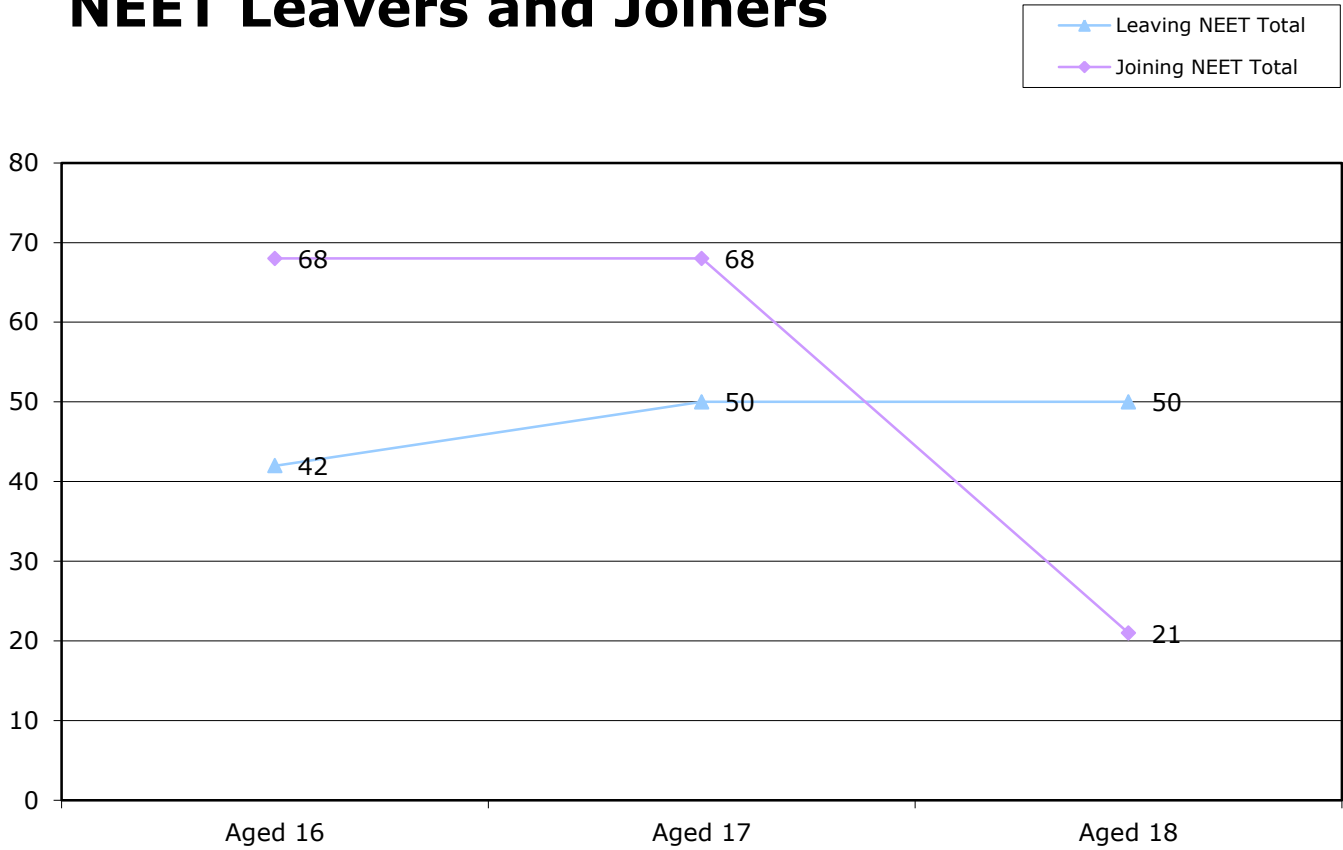
| 16-18 year old NEET by Vulnerable Group | Jul-14 | Jun-14 | May-14 | Apr-14 | Mar-14 | Feb-14 | Jan-14 | Dec-13 | Nov-13 | Oct-13 | Sep-13 | Aug-13 | Jul-13 |
|---|--------|--------|--------|--------|--------|--------|--------|--------|--------|--------|--------|--------|--------|
| Children in Care | 159 | 159 | 154 | 158 | 154 | 147 | 151 | 146 | 130 | 119 | 119 | 151 | 128 |
| Caring for own child | 385 | 383 | 382 | 382 | 383 | 371 | 375 | 354 | 315 | 279 | 265 | 569 | 547 |
| Asylum seeker | 5 | 4 | 4 | 5 | 6 | 5 | 5 | 7 | 6 | 5 | 7 | 9 | 9 |
| Carer not own child | 30 | 28 | 28 | 29 | 28 | 27 | 27 | 28 | 22 | 20 | 19 | 43 | 43 |
| Substance Misuse | 47 | 60 | 60 | 59 | 57 | 54 | 55 | 53 | 49 | 43 | 42 | 58 | 51 |
| Care Leaver | 30 | 31 | 32 | 33 | 33 | 29 | 29 | 25 | 23 | 25 | 23 | 67 | 63 |
| Supervised by YOT | 71 | 77 | 80 | 85 | 79 | 72 | 76 | 111 | 96 | 97 | 100 | 97 | 88 |
| Pregnancy | 148 | 135 | 131 | 121 | 121 | 122 | 126 | 128 | 129 | 112 | 89 | 120 | 122 |
| Parent not caring for own child | 11 | 12 | 12 | 12 | 11 | 12 | 13 | 10 | 8 | 11 | 10 | 19 | 17 |
| SEND (16-18 year olds) | 305 | 256 | 252 | 258 | 258 | 249 | 244 | 233 | 215 | 190 | 170 | 290 | 263 |
| SEND (19-24 year olds) | 725 | 735 | 748 | 822 | 760 | 765 | 772 | 777 | 779 | 788 | 826 | 702 | 713 |
| Total 16-18 NEET with at least one vulnerable group | 995 | 955 | | 944 | | | | | | | | | |

| 16-18 year old Not Knowns by Vulnerable Group | Jul-14 | Jun-14 | May-14 | Apr-14 | Mar-14 | Feb-14 | Jan-14 | Dec-13 | Nov-13 | Oct-13 | Sep-13 | Aug-13 | Jul-13 |
|--|--------|--------|--------|--------|--------|--------|--------|--------|--------|--------|--------|--------|--------|
| Children in Care | 80 | 87 | 72 | 75 | 45 | 37 | 41 | 60 | 95 | 199 | 465 | 82 | 83 |
| Caring for own child | 38 | 52 | 39 | 37 | 23 | 19 | 14 | 20 | 27 | 40 | 59 | 75 | 75 |
| Asylum seeker | 19 | 23 | 19 | 20 | 15 | 13 | 13 | 15 | 22 | 41 | 70 | 32 | 32 |
| Carer not own child | 5 | 8 | 8 | 7 | 5 | 4 | 4 | 5 | 11 | 17 | 46 | 14 | 14 |
| Substance Misuse | 26 | 32 | 29 | 30 | 14 | 8 | 7 | 13 | 22 | 40 | 73 | 22 | 24 |
| Care Leaver | 10 | 13 | 13 | 11 | 7 | 4 | 4 | 4 | 5 | 8 | 19 | 22 | 22 |
| Supervised by YOT | 30 | 25 | 27 | 16 | 8 | 5 | 4 | 18 | 26 | 53 | 117 | 34 | 34 |
| Pregnancy | 9 | 13 | 11 | 11 | 6 | 5 | 4 | 6 | 11 | 23 | 33 | 19 | 18 |
| Parent not caring for own child | 4 | 4 | 3 | 3 | 2 | 2 | 2 | 3 | 2 | 2 | 4 | 5 | 5 |
| SEND (16-18 year olds) | 211 | 183 | 180 | 195 | 121 | 105 | 107 | 145 | 208 | 480 | 1557 | 215 | 183 |
| SEND (19-24 year olds) | 2019 | 2086 | 2153 | 2271 | 2190 | 2210 | 2223 | 2232 | 2222 | 2337 | 2595 | 1788 | 1766 |
| Total not known with at least one vulnerable group | 361 | 374 | | 348 | | | | | | | | | |

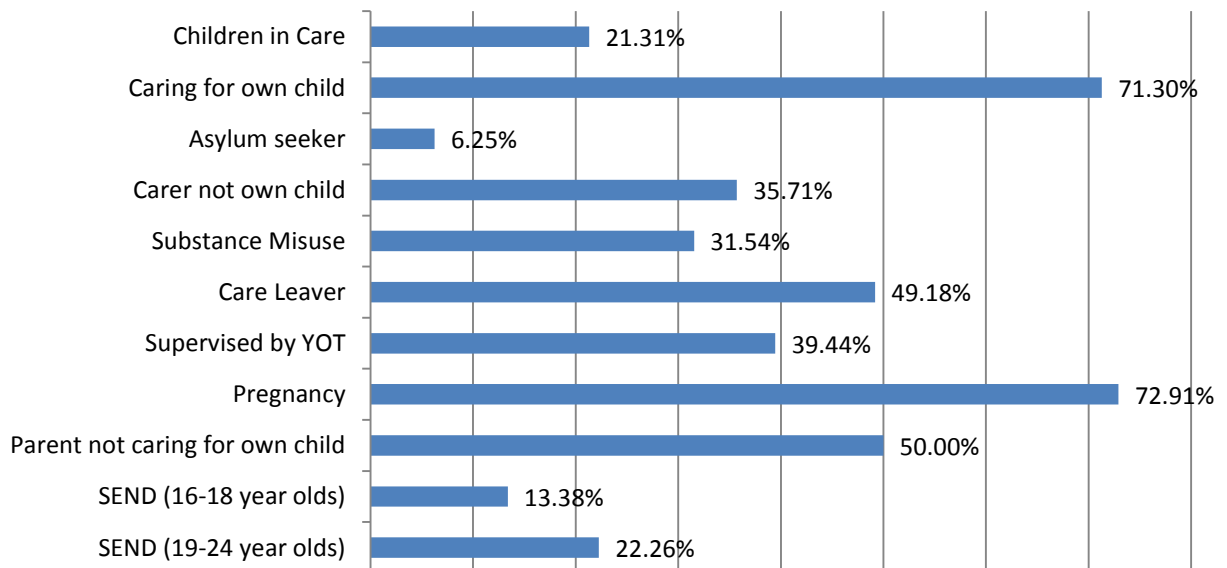
| 16-18 Year old NEET Leavers & Joiners | Aged 16 | Aged 17 | Aged 18 | 16-18 Total | Aged 19 |
|--|----------------|----------------|----------------|------------------------|----------------|
| Leaving NEET Total | 42 | 50 | 50 | 142 | 100 |
| Education | 1 | 0 | 1 | 2 | 0 |
| Employment | 21 | 32 | 43 | 96 | 1 |
| Government supported training | 17 | 17 | 6 | 40 | 2 |
| Re-engagement Provision | 0 | 0 | 0 | 0 | 0 |
| NEET in other area | 0 | 0 | 0 | 0 | 0 |
| Custodial Sentence | 0 | 1 | 0 | 1 | 0 |
| Moved Away | 2 | 0 | 0 | 2 | 97 |
| Cannot Be Contacted | 0 | 0 | 0 | 0 | 0 |
| Refused to disclose activity | 0 | 0 | 0 | 0 | 0 |
| Unknown Activity | 0 | 0 | 0 | 0 | 0 |
| Other Reason | 1 | 0 | 0 | 1 | 0 |
| Joining NEET Total | 68 | 68 | 21 | 157 | 8 |
| Education | 44 | 20 | 7 | 71 | 4 |
| Employment | 3 | 6 | 1 | 10 | 0 |
| Government supported training | 2 | 3 | 1 | 6 | 0 |
| Re-engagement Provision | 0 | 0 | 0 | 0 | 0 |
| NEET in other area | 0 | 0 | 0 | 0 | 0 |
| Other (inc custodial sentence) | 19 | 39 | 12 | 70 | 4 |
| Joiners>Leavers | -26 | -18 | 29 | -15 | 92 |

| 16-18 Year Old NEET Labour Market Summary | No | % |
|--|-----------|----------|
| Available: | | |
| Working not for reward | 38 | 1.75% |
| Not yet ready for work or learning | 158 | 7.26% |
| Start Date agreed | 44 | 2.02% |
| Seeking EET | 1936 | 88.97% |
| Available Total | 2176 | 100% |
| Unavailable: | | |
| Young carers | 13 | 2.07% |
| Teenage parents | 323 | 51.43% |
| Illness | 200 | 31.85% |
| Pregnancy | 79 | 12.58% |
| Religious grounds | 0 | 0.00% |
| Unlikely to be economically active | 13 | 2.07% |
| Other reason | 0 | 0.00% |
| Unavailable Total | 628 | 100% |

NEET Leavers and Joiners



% of Vulnerable Cohorts who are NEET



Education and Young People's Services Performance Management

NEET Monthly Report - Ashford

| 16-18 year old cohort by Vulnerable Group | Jul-14 | Jun-14 | May-14 | Apr-14 | Mar-14 | Feb-14 | Jan-14 | Dec-13 | Nov-13 | Oct-13 | Sep-13 | Aug-13 | Jul-13 |
|---|--------|--------|--------|--------|--------|--------|--------|--------|--------|--------|--------|--------|--------|
| Children in Care | 71 | 70 | 70 | 70 | 72 | 70 | 71 | 72 | 70 | 77 | 76 | 65 | 65 |
| Caring for own child | 34 | 34 | 34 | 34 | 34 | 32 | 32 | 32 | 30 | 28 | 27 | 69 | 51 |
| Asylum seeker | 10 | 10 | 10 | 10 | 10 | 10 | 10 | 10 | 11 | 12 | 10 | 18 | 19 |
| Carer not own child | 9 | 9 | 9 | 9 | 9 | 9 | 9 | 9 | 9 | 8 | 7 | 8 | 8 |
| Substance Misuse | 11 | 12 | 12 | 12 | 12 | 11 | 11 | 11 | 9 | 6 | 7 | 9 | 9 |
| Care Leaver | 9 | 9 | 9 | 10 | 10 | 11 | 11 | 9 | 10 | 9 | 9 | 17 | 16 |
| Supervised by YOT | 10 | 11 | 13 | 13 | 13 | 12 | 12 | 17 | 17 | 20 | 18 | 16 | 16 |
| Pregnancy | 14 | 14 | 14 | 13 | 13 | 14 | 12 | 9 | 9 | 6 | 7 | 18 | 20 |
| Parent not caring for own child | 2 | 2 | 2 | 2 | 2 | 2 | 2 | 2 | 2 | 2 | 2 | 6 | 6 |
| SEND (16-18 year olds) | 183 | 174 | 174 | 175 | 176 | 176 | 174 | 175 | 187 | 194 | 190 | 167 | 166 |
| SEND (19-24 year olds) | 252 | 257 | 263 | 319 | 276 | 277 | 280 | 282 | 283 | 286 | 287 | 238 | 243 |
| Total 16-18 cohort with at least one vulnerable group | 302 | 293 | | 295 | | | | | | | | | |

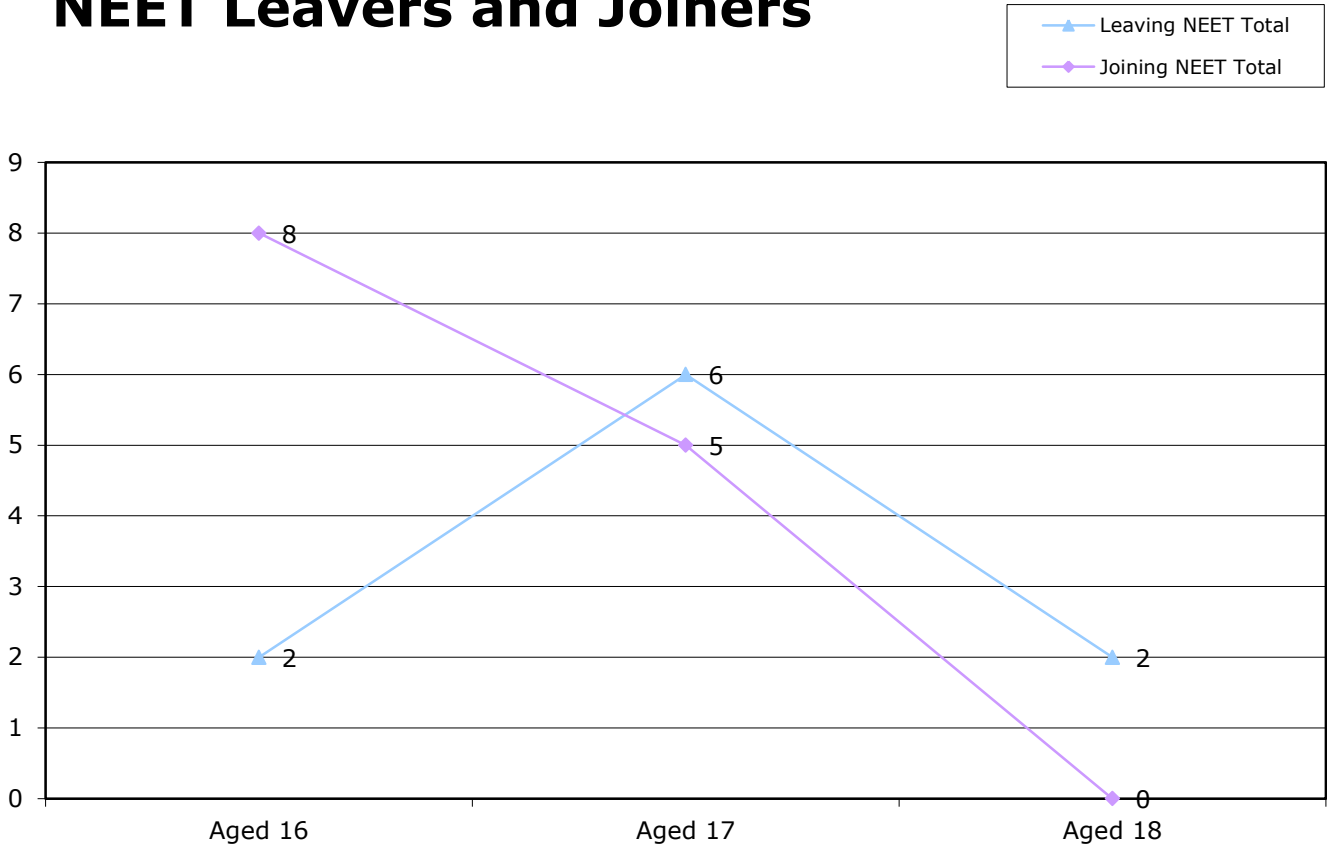
| 16-18 year old NEET by Vulnerable Group | Jul-14 | Jun-14 | May-14 | Apr-14 | Mar-14 | Feb-14 | Jan-14 | Dec-13 | Nov-13 | Oct-13 | Sep-13 | Aug-13 | Jul-13 |
|---|--------|--------|--------|--------|--------|--------|--------|--------|--------|--------|--------|--------|--------|
| Children in Care | 16 | 17 | 17 | 15 | 15 | 13 | 16 | 16 | 11 | 13 | 12 | 12 | 11 |
| Caring for own child | 21 | 21 | 21 | 22 | 22 | 20 | 22 | 23 | 22 | 20 | 20 | 47 | 40 |
| Asylum seeker | 0 | 0 | 0 | 0 | 0 | 0 | 0 | 0 | 0 | 1 | 1 | 2 | 3 |
| Carer not own child | 1 | 2 | 2 | 2 | 1 | 1 | 1 | 1 | 1 | 1 | 1 | 3 | 3 |
| Substance Misuse | 5 | 6 | 6 | 6 | 6 | 5 | 5 | 3 | 2 | 2 | 3 | 3 | 3 |
| Care Leaver | 6 | 6 | 6 | 7 | 7 | 8 | 9 | 6 | 4 | 5 | 6 | 10 | 7 |
| Supervised by YOT | 2 | 4 | 4 | 4 | 4 | 3 | 3 | 4 | 4 | 8 | 6 | 5 | 4 |
| Pregnancy | 9 | 9 | 10 | 9 | 9 | 8 | 8 | 6 | 5 | 3 | 5 | 10 | 12 |
| Parent not caring for own child | 1 | 1 | 1 | 1 | 1 | 1 | 1 | 1 | 1 | 1 | 1 | 3 | 2 |
| SEND (16-18 year olds) | 27 | 22 | 23 | 22 | 23 | 23 | 21 | 21 | 19 | 16 | 13 | 24 | 20 |
| SEND (19-24 year olds) | 37 | 37 | 37 | 45 | 37 | 38 | 38 | 38 | 38 | 39 | 42 | 29 | 28 |
| Total 16-18 NEET with at least one vulnerable group | 73 | 70 | | 70 | | | | | | | | | |

| 16-18 year old Not Knowns by Vulnerable Group | Jul-14 | Jun-14 | May-14 | Apr-14 | Mar-14 | Feb-14 | Jan-14 | Dec-13 | Nov-13 | Oct-13 | Sep-13 | Aug-13 | Jul-13 |
|--|--------|--------|--------|--------|--------|--------|--------|--------|--------|--------|--------|--------|--------|
| Children in Care | 7 | 6 | 5 | 11 | 7 | 6 | 7 | 10 | 9 | 19 | 46 | 12 | 11 |
| Caring for own child | 6 | 8 | 4 | 6 | 1 | 1 | 1 | 2 | 0 | 0 | 3 | 3 | 3 |
| Asylum seeker | 3 | 2 | 2 | 3 | 2 | 2 | 2 | 2 | 1 | 4 | 6 | 7 | 6 |
| Carer not own child | 1 | 1 | 1 | 1 | 1 | 0 | 0 | 0 | 0 | 0 | 5 | 3 | 3 |
| Substance Misuse | 0 | 0 | 0 | 0 | 0 | 0 | 0 | 0 | 0 | 1 | 3 | 2 | 2 |
| Care Leaver | 1 | 2 | 1 | 1 | 0 | 0 | 0 | 0 | 0 | 0 | 1 | 3 | 2 |
| Supervised by YOT | 2 | 2 | 1 | 2 | 0 | 0 | 0 | 0 | 1 | 1 | 9 | 5 | 5 |
| Pregnancy | 2 | 1 | 1 | 1 | 0 | 0 | 0 | 0 | 1 | 1 | 1 | 2 | 2 |
| Parent not caring for own child | 1 | 1 | 1 | 1 | 1 | 1 | 1 | 1 | 1 | 1 | 1 | 3 | 4 |
| SEND (16-18 year olds) | 19 | 16 | 14 | 14 | 10 | 10 | 9 | 16 | 17 | 51 | 124 | 24 | 21 |
| SEND (19-24 year olds) | 181 | 186 | 191 | 202 | 198 | 195 | 198 | 200 | 196 | 207 | 237 | 177 | 177 |
| Total not known with at least one vulnerable group | 35 | 31 | | 28 | | | | | | | | | |

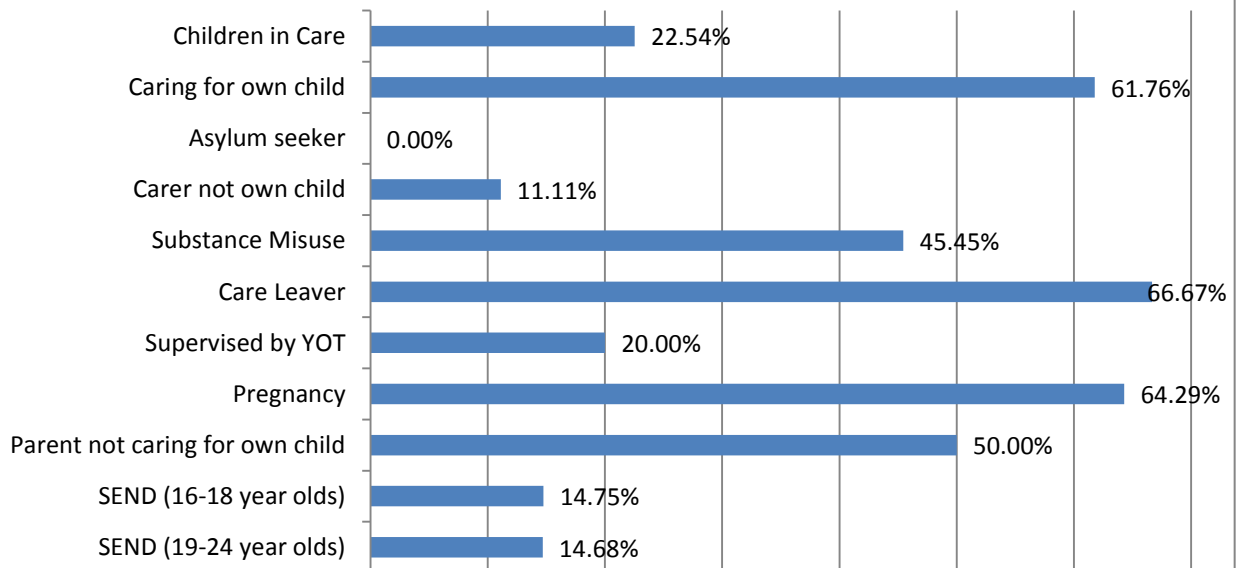
| 16-18 Year old NEET Leavers & Joiners | Aged 16 | Aged 17 | Aged 18 | 16-18 Total | Aged 19 |
|--|----------------|----------------|----------------|------------------------|----------------|
| Leaving NEET Total | 2 | 6 | 2 | 10 | 7 |
| Education | 0 | 0 | 0 | 0 | 0 |
| Employment | 0 | 3 | 2 | 5 | 0 |
| Government supported training | 2 | 3 | 0 | 5 | 0 |
| Re-engagement Provision | 0 | 0 | 0 | 0 | 0 |
| NEET in other area | 0 | 0 | 0 | 0 | 0 |
| Custodial Sentence | 0 | 0 | 0 | 0 | 0 |
| Moved Away | 0 | 0 | 0 | 0 | 7 |
| Cannot Be Contacted | 0 | 0 | 0 | 0 | 0 |
| Refused to disclose activity | 0 | 0 | 0 | 0 | 0 |
| Unknown Activity | 0 | 0 | 0 | 0 | 0 |
| Other Reason | 0 | 0 | 0 | 0 | 0 |
| Joining NEET Total | 8 | 5 | 0 | 13 | 1 |
| Education | 7 | 2 | 0 | 9 | 0 |
| Employment | 1 | 0 | 0 | 1 | 0 |
| Government supported training | 0 | 2 | 0 | 2 | 0 |
| Re-engagement Provision | 0 | 0 | 0 | 0 | 0 |
| NEET in other area | 0 | 0 | 0 | 0 | 0 |
| Other (inc custodial sentence) | 0 | 1 | 0 | 1 | 1 |
| Joiners>Leavers | -6 | 1 | 2 | -3 | 6 |

| 16-18 Year Old NEET Labour Market Summary | No | % |
|--|-----------|----------|
| Available: | | |
| Working not for reward | 2 | 0.97% |
| Not yet ready for work or learning | 10 | 4.83% |
| Start Date agreed | 8 | 3.86% |
| Seeking EET | 187 | 90.34% |
| Available Total | 207 | 100% |
| Unavailable: | | |
| Young carers | 0 | 0.00% |
| Teenage parents | 20 | 57.14% |
| Illness | 10 | 28.57% |
| Pregnancy | 5 | 14.29% |
| Religious grounds | 0 | 0.00% |
| Unlikely to be economically active | 0 | 0.00% |
| Other reason | 0 | 0.00% |
| Unavailable Total | 35 | 100% |

NEET Leavers and Joiners



% of Vulnerable Cohorts who are NEET



Education and Young People's Services Performance Management

NEET Monthly Report - Canterbury

| 16-18 year old cohort by Vulnerable Group | Jul-14 | Jun-14 | May-14 | Apr-14 | Mar-14 | Feb-14 | Jan-14 | Dec-13 | Nov-13 | Oct-13 | Sep-13 | Aug-13 | Jul-13 |
|---|--------|--------|--------|--------|--------|--------|--------|--------|--------|--------|--------|--------|--------|
| Children in Care | 96 | 92 | 91 | 92 | 91 | 93 | 93 | 94 | 98 | 105 | 102 | 98 | 99 |
| Caring for own child | 37 | 37 | 36 | 36 | 36 | 35 | 36 | 33 | 28 | 28 | 28 | 52 | 35 |
| Asylum seeker | 13 | 13 | 12 | 12 | 12 | 12 | 12 | 13 | 15 | 18 | 18 | 27 | 27 |
| Carer not own child | 5 | 5 | 5 | 5 | 5 | 5 | 5 | 5 | 5 | 5 | 5 | 4 | 4 |
| Substance Misuse | 12 | 13 | 13 | 13 | 14 | 14 | 14 | 14 | 14 | 14 | 15 | 12 | 12 |
| Care Leaver | 1 | 1 | 1 | 1 | 2 | 2 | 2 | 2 | 1 | 1 | 0 | 10 | 10 |
| Supervised by YOT | 16 | 17 | 19 | 19 | 19 | 19 | 17 | 20 | 14 | 15 | 24 | 15 | 17 |
| Pregnancy | 15 | 14 | 14 | 14 | 14 | 13 | 14 | 16 | 16 | 12 | 10 | 17 | 16 |
| Parent not caring for own child | 1 | 1 | 1 | 1 | 1 | 1 | 1 | 1 | 1 | 1 | 1 | 1 | 1 |
| SEND (16-18 year olds) | 233 | 220 | 219 | 219 | 219 | 219 | 221 | 222 | 219 | 222 | 217 | 198 | 200 |
| SEND (19-24 year olds) | 291 | 297 | 305 | 338 | 310 | 311 | 317 | 327 | 333 | 335 | 338 | 274 | 277 |
| Total 16-18 cohort with at least one vulnerable group | 369 | 356 | | 353 | | | | | | | | | |

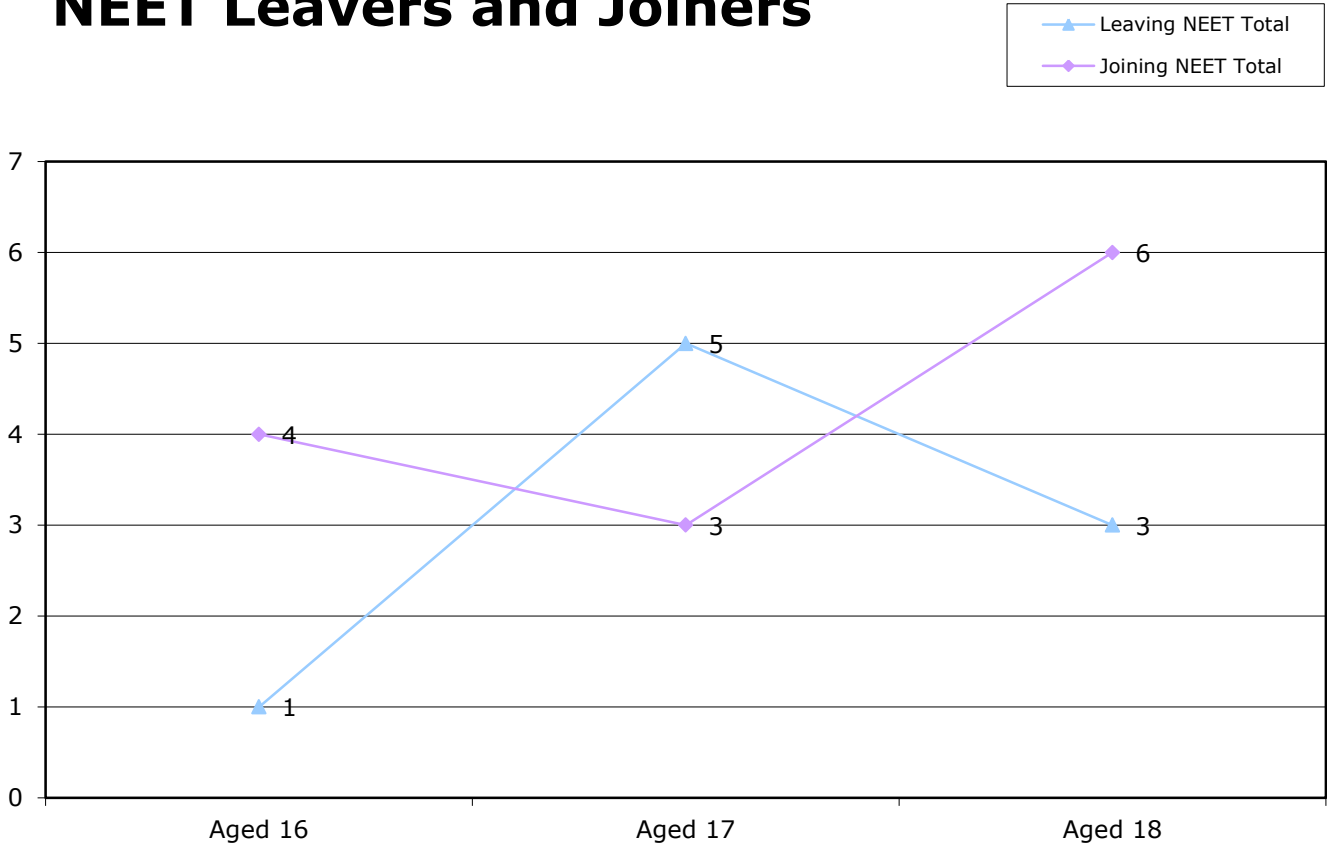
| 16-18 year old NEET by Vulnerable Group | Jul-14 | Jun-14 | May-14 | Apr-14 | Mar-14 | Feb-14 | Jan-14 | Dec-13 | Nov-13 | Oct-13 | Sep-13 | Aug-13 | Jul-13 |
|---|--------|--------|--------|--------|--------|--------|--------|--------|--------|--------|--------|--------|--------|
| Children in Care | 11 | 10 | 10 | 9 | 9 | 10 | 12 | 11 | 10 | 9 | 10 | 16 | 13 |
| Caring for own child | 25 | 25 | 24 | 24 | 25 | 23 | 24 | 21 | 17 | 18 | 19 | 37 | 36 |
| Asylum seeker | 0 | 0 | 0 | 0 | 0 | 0 | 1 | 1 | 1 | 0 | 0 | 1 | 0 |
| Carer not own child | 1 | 1 | 1 | 1 | 1 | 1 | 2 | 2 | 2 | 2 | 2 | 2 | 2 |
| Substance Misuse | 3 | 3 | 3 | 3 | 4 | 4 | 4 | 3 | 3 | 3 | 5 | 5 | 5 |
| Care Leaver | 0 | 0 | 0 | 0 | 1 | 1 | 1 | 1 | 1 | 1 | 0 | 5 | 5 |
| Supervised by YOT | 4 | 5 | 5 | 11 | 4 | 4 | 7 | 5 | 3 | 6 | 9 | 4 | 4 |
| Pregnancy | 12 | 11 | 11 | 0 | 11 | 11 | 12 | 13 | 14 | 10 | 8 | 12 | 12 |
| Parent not caring for own child | 0 | 0 | 0 | 0 | 0 | 1 | 1 | 1 | 1 | 1 | 1 | 0 | 0 |
| SEND (16-18 year olds) | 29 | 24 | 22 | 20 | 21 | 21 | 21 | 23 | 19 | 16 | 17 | 29 | 30 |
| SEND (19-24 year olds) | 74 | 75 | 77 | 80 | 79 | 80 | 81 | 85 | 86 | 88 | 91 | 79 | 79 |
| Total 16-18 NEET with at least one vulnerable group | 72 | 67 | | 61 | | | | | | | | | |

| 16-18 year old Not Knowns by Vulnerable Group | Jul-14 | Jun-14 | May-14 | Apr-14 | Mar-14 | Feb-14 | Jan-14 | Dec-13 | Nov-13 | Oct-13 | Sep-13 | Aug-13 | Jul-13 |
|--|--------|--------|--------|--------|--------|--------|--------|--------|--------|--------|--------|--------|--------|
| Children in Care | 9 | 12 | 10 | 9 | 6 | 4 | 4 | 4 | 9 | 25 | 72 | 9 | 11 |
| Caring for own child | 1 | 5 | 1 | 0 | 0 | 0 | 0 | 0 | 3 | 3 | 5 | 10 | 9 |
| Asylum seeker | 1 | 2 | 1 | 1 | 1 | 0 | 0 | 0 | 3 | 7 | 14 | 4 | 5 |
| Carer not own child | 0 | 0 | 0 | 0 | 0 | 0 | 0 | 0 | 0 | 0 | 2 | 0 | 0 |
| Substance Misuse | 0 | 1 | 0 | 0 | 0 | 0 | 0 | 0 | 1 | 2 | 7 | 0 | 0 |
| Care Leaver | 0 | 1 | 1 | 1 | 1 | 0 | 0 | 0 | 0 | 0 | 0 | 1 | 1 |
| Supervised by YOT | 1 | 2 | 3 | 0 | 1 | 0 | 0 | 0 | 0 | 0 | 8 | 1 | 1 |
| Pregnancy | 0 | 0 | 0 | 0 | 0 | 0 | 0 | 0 | 0 | 0 | 1 | 1 | 1 |
| Parent not caring for own child | 0 | 0 | 0 | 0 | 0 | 0 | 0 | 0 | 0 | 0 | 0 | 1 | 1 |
| SEND (16-18 year olds) | 18 | 16 | 17 | 12 | 8 | 7 | 7 | 9 | 15 | 45 | 167 | 15 | 14 |
| SEND (19-24 year olds) | 169 | 176 | 189 | 195 | 194 | 194 | 193 | 189 | 188 | 190 | 212 | 154 | 144 |
| Total not known with at least one vulnerable group | 27 | 33 | | 21 | | | | | | | | | |

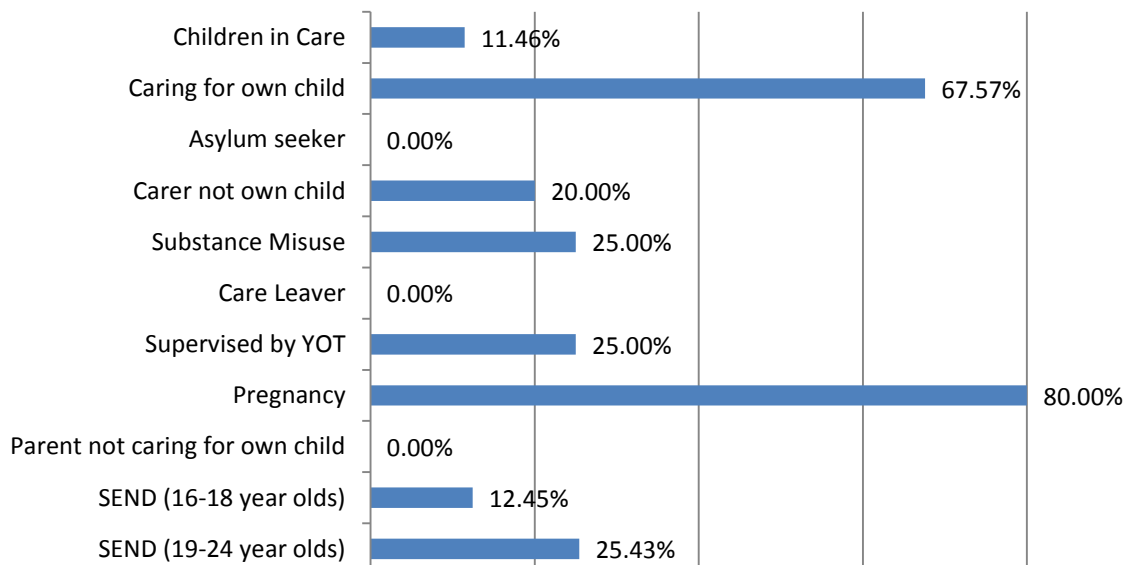
| 16-18 Year old NEET Leavers & Joiners | Aged 16 | Aged 17 | Aged 18 | 16-18 Total | Aged 19 |
|--|----------------|----------------|----------------|------------------------|----------------|
| Leaving NEET Total | 1 | 5 | 3 | 9 | 17 |
| Education | 0 | 0 | 0 | 0 | 0 |
| Employment | 1 | 3 | 2 | 6 | 0 |
| Government supported training | 0 | 2 | 1 | 3 | 1 |
| Re-engagement Provision | 0 | 0 | 0 | 0 | 0 |
| NEET in other area | 0 | 0 | 0 | 0 | 0 |
| Custodial Sentence | 0 | 0 | 0 | 0 | 0 |
| Moved Away | 0 | 0 | 0 | 0 | 16 |
| Cannot Be Contacted | 0 | 0 | 0 | 0 | 0 |
| Refused to disclose activity | 0 | 0 | 0 | 0 | 0 |
| Unknown Activity | 0 | 0 | 0 | 0 | 0 |
| Other Reason | 0 | 0 | 0 | 0 | 0 |
| Joining NEET Total | 4 | 3 | 6 | 13 | 0 |
| Education | 0 | 0 | 4 | 4 | 0 |
| Employment | 0 | 0 | 0 | 0 | 0 |
| Government supported training | 0 | 0 | 0 | 0 | 0 |
| Re-engagement Provision | 0 | 0 | 0 | 0 | 0 |
| NEET in other area | 0 | 0 | 0 | 0 | 0 |
| Other (inc custodial sentence) | 4 | 3 | 2 | 9 | 0 |
| Joiners>Leavers | -3 | 2 | -3 | -4 | 17 |

| 16-18 Year Old NEET Labour Market Summary | No | % |
|--|-----------|----------|
| Available: | | |
| Working not for reward | 2 | 1.22% |
| Not yet ready for work or learning | 9 | 5.49% |
| Start Date agreed | 2 | 1.22% |
| Seeking EET | 151 | 92.07% |
| Available Total | 164 | 100% |
| Unavailable: | | |
| Young carers | 0 | 0.00% |
| Teenage parents | 20 | 36.36% |
| Illness | 30 | 54.55% |
| Pregnancy | 4 | 7.27% |
| Religious grounds | 0 | 0.00% |
| Unlikely to be economically active | 1 | 1.82% |
| Other reason | 0 | 0.00% |
| Unavailable Total | 55 | 100% |

NEET Leavers and Joiners



% of Vulnerable Cohorts who are NEET



Education and Young People's Services Performance Management

NEET Monthly Report - Dartford

| 16-18 year old cohort by Vulnerable Group | Jul-14 | Jun-14 | May-14 | Apr-14 | Mar-14 | Feb-14 | Jan-14 | Dec-13 | Nov-13 | Oct-13 | Sep-13 | Aug-13 | Jul-13 |
|---|--------|--------|--------|--------|--------|--------|--------|--------|--------|--------|--------|--------|--------|
| Children in Care | 28 | 27 | 27 | 28 | 25 | 24 | 25 | 25 | 25 | 25 | 25 | 25 | 23 |
| Caring for own child | 22 | 21 | 21 | 21 | 21 | 21 | 21 | 19 | 18 | 18 | 17 | 36 | 35 |
| Asylum seeker | 0 | 0 | 0 | 0 | 0 | 0 | 0 | 0 | 0 | 0 | 0 | 2 | 2 |
| Carer not own child | 6 | 6 | 7 | 7 | 7 | 7 | 7 | 7 | 6 | 5 | 5 | 10 | 10 |
| Substance Misuse | 3 | 4 | 4 | 4 | 4 | 5 | 5 | 4 | 4 | 4 | 4 | 5 | 5 |
| Care Leaver | 2 | 2 | 2 | 2 | 2 | 2 | 2 | 1 | 1 | 1 | 1 | 3 | 3 |
| Supervised by YOT | 11 | 10 | 11 | 12 | 10 | 10 | 11 | 21 | 21 | 20 | 21 | 23 | 18 |
| Pregnancy | 7 | 8 | 7 | 7 | 7 | 8 | 9 | 9 | 9 | 10 | 10 | 13 | 13 |
| Parent not caring for own child | 0 | 0 | 0 | 0 | 0 | 0 | 0 | 0 | 0 | 0 | 0 | 0 | 0 |
| SEND (16-18 year olds) | 137 | 128 | 128 | 131 | 129 | 128 | 128 | 129 | 127 | 137 | 121 | 145 | 143 |
| SEND (19-24 year olds) | 211 | 216 | 220 | 252 | 223 | 228 | 230 | 233 | 238 | 241 | 248 | 192 | 197 |
| Total 16-18 cohort with at least one vulnerable group | 196 | 189 | | 193 | | | | | | | | | |

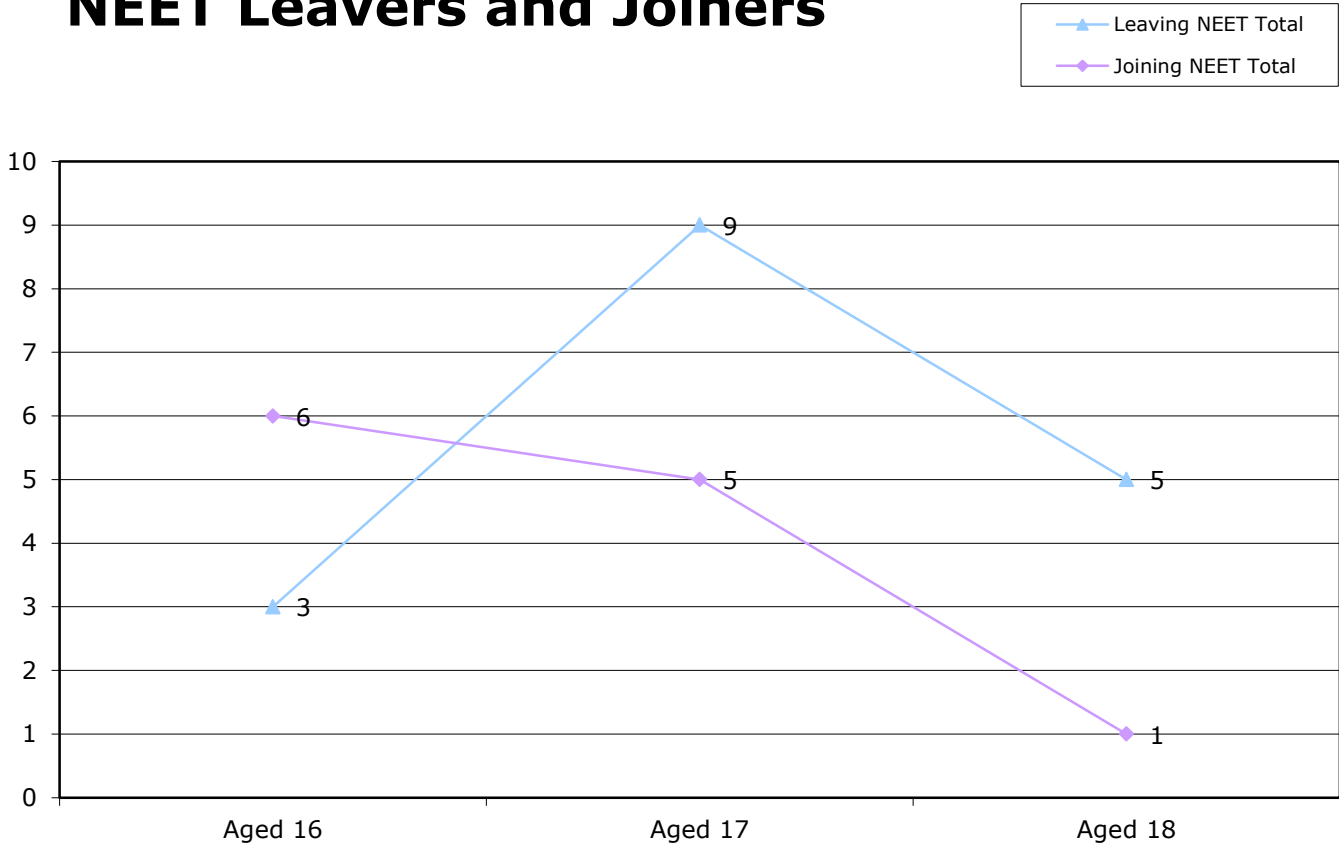
| 16-18 year old NEET by Vulnerable Group | Jul-14 | Jun-14 | May-14 | Apr-14 | Mar-14 | Feb-14 | Jan-14 | Dec-13 | Nov-13 | Oct-13 | Sep-13 | Aug-13 | Jul-13 |
|---|--------|--------|--------|--------|--------|--------|--------|--------|--------|--------|--------|--------|--------|
| Children in Care | 6 | 4 | 5 | 5 | 3 | 3 | 3 | 2 | 2 | 3 | 2 | 2 | 2 |
| Caring for own child | 20 | 19 | 19 | 19 | 19 | 19 | 19 | 17 | 16 | 15 | 14 | 30 | 29 |
| Asylum seeker | 0 | 0 | 0 | 0 | 0 | 0 | 0 | 0 | 0 | 0 | 0 | 0 | 0 |
| Carer not own child | 3 | 3 | 3 | 3 | 3 | 3 | 3 | 3 | 1 | 0 | 0 | 1 | 1 |
| Substance Misuse | 1 | 2 | 2 | 2 | 2 | 3 | 3 | 2 | 2 | 2 | 2 | 2 | 2 |
| Care Leaver | 1 | 1 | 1 | 1 | 1 | 1 | 1 | 0 | 0 | 0 | 0 | 2 | 2 |
| Supervised by YOT | 4 | 3 | 3 | 4 | 0 | 0 | 1 | 6 | 5 | 5 | 7 | 9 | 7 |
| Pregnancy | 5 | 6 | 5 | 5 | 5 | 5 | 7 | 6 | 6 | 6 | 6 | 8 | 8 |
| Parent not caring for own child | 0 | 0 | 0 | 0 | 0 | 0 | 0 | 0 | 0 | 0 | 0 | 0 | 0 |
| SEND (16-18 year olds) | 13 | 12 | 13 | 12 | 10 | 9 | 10 | 11 | 9 | 10 | 7 | 10 | 9 |
| SEND (19-24 year olds) | 35 | 37 | 38 | 42 | 40 | 40 | 41 | 42 | 42 | 42 | 48 | 43 | 43 |
| Total 16-18 NEET with at least one vulnerable group | 44 | 43 | | 44 | | | | | | | | | |

| 16-18 year old Not Knowns by Vulnerable Group | Jul-14 | Jun-14 | May-14 | Apr-14 | Mar-14 | Feb-14 | Jan-14 | Dec-13 | Nov-13 | Oct-13 | Sep-13 | Aug-13 | Jul-13 |
|--|--------|--------|--------|--------|--------|--------|--------|--------|--------|--------|--------|--------|--------|
| Children in Care | 5 | 6 | 7 | 6 | 5 | 3 | 3 | 5 | 8 | 11 | 17 | 2 | 3 |
| Caring for own child | 0 | 1 | 0 | 0 | 0 | 0 | 0 | 0 | 0 | 2 | 2 | 2 | 2 |
| Asylum seeker | 0 | 0 | 0 | 0 | 0 | 0 | 0 | 0 | 0 | 0 | 0 | 0 | 0 |
| Carer not own child | 1 | 1 | 1 | 1 | 1 | 1 | 1 | 1 | 4 | 4 | 5 | 3 | 3 |
| Substance Misuse | 1 | 1 | 1 | 1 | 1 | 0 | 0 | 0 | 0 | 0 | 0 | 2 | 2 |
| Care Leaver | 1 | 1 | 1 | 1 | 1 | 1 | 1 | 1 | 1 | 1 | 1 | 1 | 1 |
| Supervised by YOT | 0 | 0 | 1 | 0 | 0 | 0 | 0 | 1 | 3 | 5 | 8 | 3 | 4 |
| Pregnancy | 0 | 0 | 0 | 0 | 0 | 1 | 0 | 1 | 2 | 3 | 4 | 3 | 3 |
| Parent not caring for own child | 0 | 0 | 0 | 0 | 0 | 0 | 0 | 0 | 0 | 0 | 0 | 0 | 0 |
| SEND (16-18 year olds) | 11 | 10 | 9 | 10 | 7 | 8 | 7 | 12 | 22 | 47 | 104 | 15 | 9 |
| SEND (19-24 year olds) | 137 | 146 | 149 | 154 | 145 | 150 | 152 | 151 | 157 | 175 | 188 | 123 | 128 |
| Total not known with at least one vulnerable group | 17 | 17 | | 16 | | | | | | | | | |

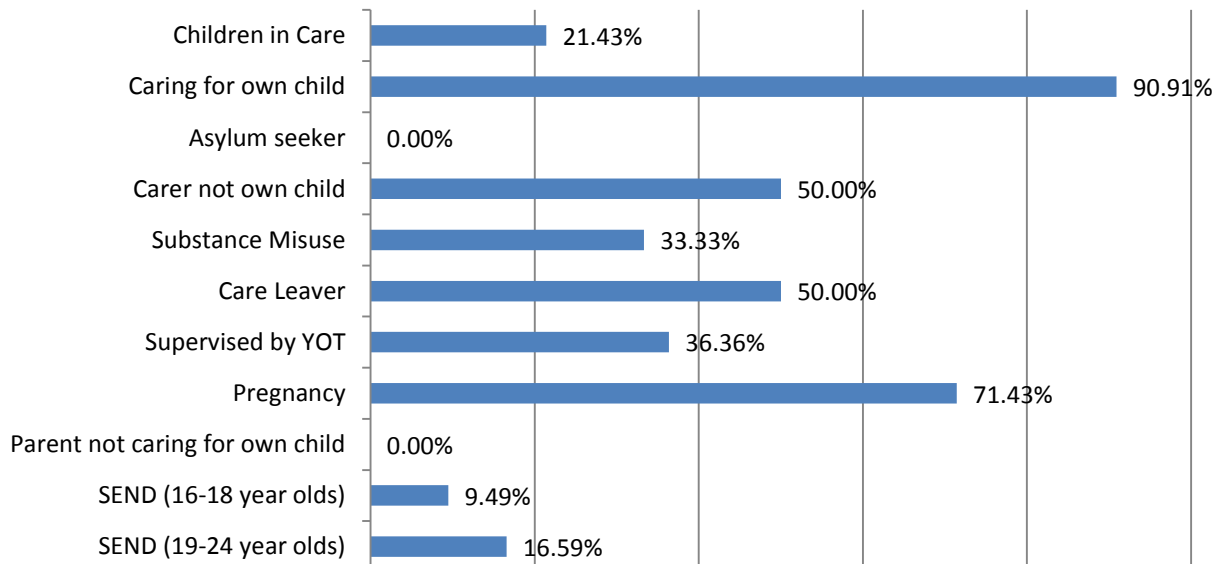
| 16-18 Year old NEET Leavers & Joiners | Aged 16 | Aged 17 | Aged 18 | 16-18 Total | Aged 19 |
|--|----------------|----------------|----------------|------------------------|----------------|
| Leaving NEET Total | 3 | 9 | 5 | 17 | 8 |
| Education | 1 | 0 | 0 | 1 | 0 |
| Employment | 2 | 7 | 4 | 13 | 0 |
| Government supported training | 0 | 2 | 1 | 3 | 0 |
| Re-engagement Provision | 0 | 0 | 0 | 0 | 0 |
| NEET in other area | 0 | 0 | 0 | 0 | 0 |
| Custodial Sentence | 0 | 0 | 0 | 0 | 0 |
| Moved Away | 0 | 0 | 0 | 0 | 8 |
| Cannot Be Contacted | 0 | 0 | 0 | 0 | 0 |
| Refused to disclose activity | 0 | 0 | 0 | 0 | 0 |
| Unknown Activity | 0 | 0 | 0 | 0 | 0 |
| Other Reason | 0 | 0 | 0 | 0 | 0 |
| Joining NEET Total | 6 | 5 | 1 | 12 | 0 |
| Education | 3 | 2 | 0 | 5 | 0 |
| Employment | 0 | 0 | 0 | 0 | 0 |
| Government supported training | 0 | 0 | 0 | 0 | 0 |
| Re-engagement Provision | 0 | 0 | 0 | 0 | 0 |
| NEET in other area | 0 | 0 | 0 | 0 | 0 |
| Other (inc custodial sentence) | 3 | 3 | 1 | 7 | 0 |
| Joiners>Leavers | -3 | 4 | 4 | 5 | 8 |

| 16-18 Year Old NEET Labour Market Summary | No | % |
|--|-----------|----------|
| Available: | | |
| Working not for reward | 1 | 0.65% |
| Not yet ready for work or learning | 6 | 3.90% |
| Start Date agreed | 1 | 0.65% |
| Seeking EET | 146 | 94.81% |
| Available Total | 154 | 100% |
| Unavailable: | | |
| Young carers | 2 | 7.41% |
| Teenage parents | 15 | 55.56% |
| Illness | 7 | 25.93% |
| Pregnancy | 3 | 11.11% |
| Religious grounds | 0 | 0.00% |
| Unlikely to be economically active | 0 | 0.00% |
| Other reason | 0 | 0.00% |
| Unavailable Total | 27 | 100% |

NEET Leavers and Joiners



% of Vulnerable Cohorts who are NEET



Education and Young People's Services Performance Management
NEET Monthly Report - Dover

| 16-18 year old cohort by Vulnerable Group | Jul-14 | Jun-14 | May-14 | Apr-14 | Mar-14 | Feb-14 | Jan-14 | Dec-13 | Nov-13 | Oct-13 | Sep-13 | Aug-13 | Jul-13 |
|---|---------------|---------------|---------------|---------------|---------------|---------------|---------------|---------------|---------------|---------------|---------------|---------------|---------------|
| Children in Care | 62 | 60 | 59 | 61 | 62 | 61 | 61 | 62 | 62 | 64 | 64 | 54 | 53 |
| Caring for own child | 65 | 64 | 64 | 64 | 64 | 62 | 59 | 59 | 59 | 53 | 50 | 84 | 83 |
| Asylum seeker | 6 | 6 | 6 | 6 | 6 | 6 | 6 | 7 | 7 | 7 | 7 | 8 | 8 |
| Carer not own child | 7 | 7 | 7 | 7 | 7 | 6 | 7 | 7 | 7 | 6 | 6 | 8 | 8 |
| Substance Misuse | 29 | 35 | 35 | 35 | 34 | 34 | 34 | 33 | 31 | 31 | 28 | 33 | 34 |
| Care Leaver | 5 | 5 | 4 | 4 | 3 | 4 | 4 | 6 | 5 | 7 | 8 | 13 | 13 |
| Supervised by YOT | 26 | 27 | 27 | 27 | 27 | 27 | 26 | 40 | 43 | 41 | 32 | 24 | 24 |
| Pregnancy | 23 | 23 | 21 | 19 | 19 | 20 | 22 | 23 | 21 | 22 | 18 | 19 | 20 |
| Parent not caring for own child | 4 | 4 | 4 | 4 | 4 | 4 | 4 | 4 | 2 | 2 | 3 | 3 | 3 |
| SEND (16-18 year olds) | 187 | 171 | 170 | 173 | 174 | 172 | 172 | 173 | 178 | 176 | 185 | 166 | 167 |
| SEND (19-24 year olds) | 305 | 311 | 316 | 344 | 319 | 323 | 329 | 334 | 335 | 337 | 340 | 281 | 286 |
| Total 16-18 cohort with at least one vulnerable group | 343 | 332 | | 329 | | | | | | | | | |

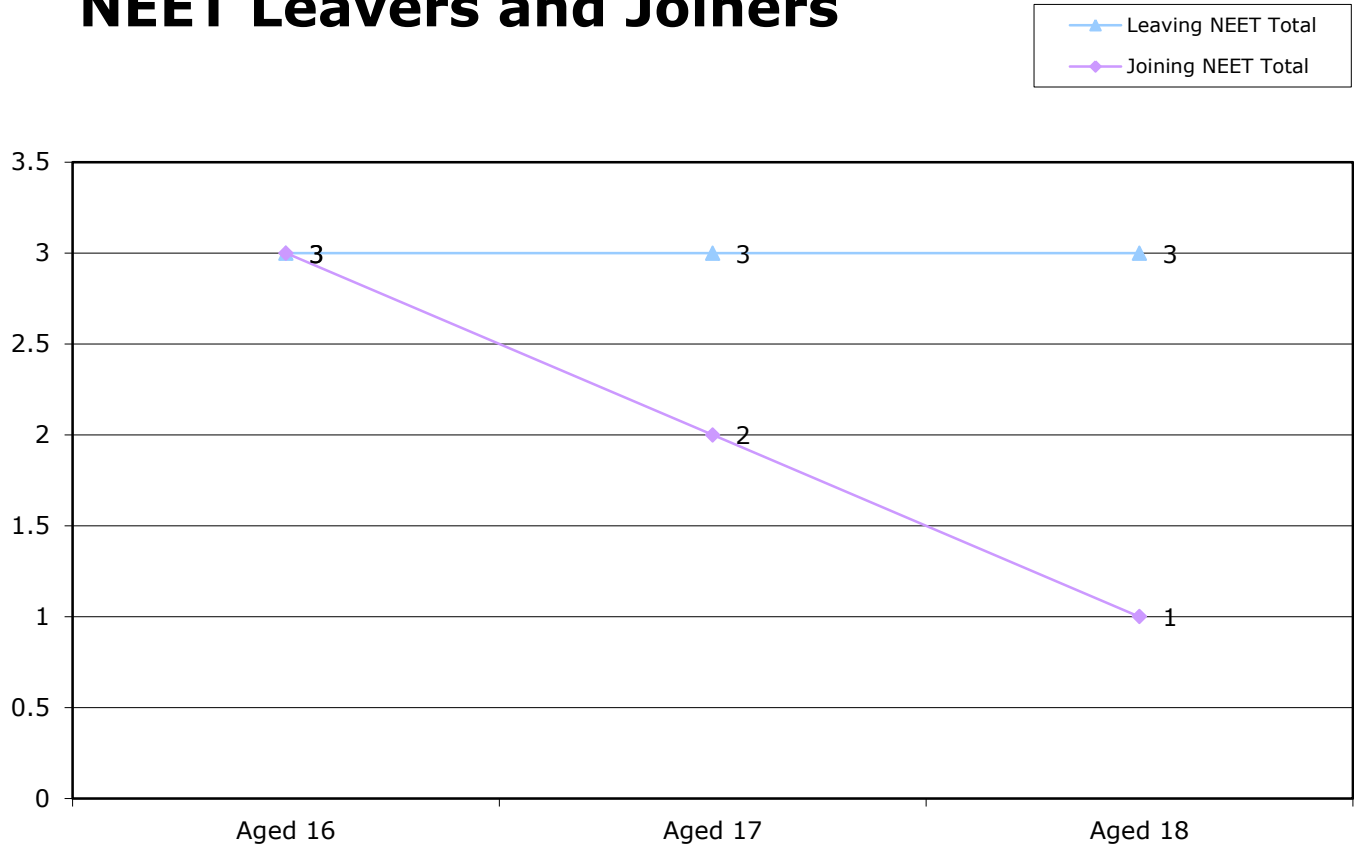
| 16-18 year old NEET by Vulnerable Group | Jul-14 | Jun-14 | May-14 | Apr-14 | Mar-14 | Feb-14 | Jan-14 | Dec-13 | Nov-13 | Oct-13 | Sep-13 | Aug-13 | Jul-13 |
|---|---------------|---------------|---------------|---------------|---------------|---------------|---------------|---------------|---------------|---------------|---------------|---------------|---------------|
| Children in Care | 17 | 17 | 15 | 19 | 20 | 15 | 16 | 16 | 14 | 11 | 9 | 9 | 9 |
| Caring for own child | 45 | 44 | 44 | 44 | 45 | 41 | 40 | 41 | 41 | 31 | 34 | 59 | 59 |
| Asylum seeker | 0 | 0 | 0 | 0 | 0 | 0 | 0 | 1 | 1 | 0 | 0 | 0 | 0 |
| Carer not own child | 2 | 3 | 3 | 3 | 3 | 2 | 3 | 2 | 2 | 1 | 1 | 3 | 3 |
| Substance Misuse | 7 | 13 | 13 | 13 | 11 | 10 | 11 | 13 | 11 | 10 | 9 | 13 | 9 |
| Care Leaver | 2 | 3 | 2 | 2 | 1 | 1 | 1 | 2 | 2 | 2 | 3 | 7 | 7 |
| Supervised by YOT | 13 | 14 | 12 | 14 | 13 | 12 | 14 | 20 | 18 | 16 | 11 | 15 | 14 |
| Pregnancy | 17 | 17 | 16 | 14 | 14 | 14 | 16 | 18 | 17 | 15 | 12 | 13 | 15 |
| Parent not caring for own child | 2 | 2 | 2 | 2 | 2 | 2 | 3 | 3 | 1 | 1 | 1 | 1 | 1 |
| SEND (16-18 year olds) | 32 | 29 | 28 | 31 | 29 | 24 | 23 | 23 | 22 | 20 | 21 | 30 | 25 |
| SEND (19-24 year olds) | 84 | 86 | 87 | 96 | 86 | 87 | 86 | 86 | 83 | 84 | 87 | 78 | 82 |
| Total 16-18 NEET with at least one vulnerable group | 108 | 109 | | 109 | | | | | | | | | |

| 16-18 year old Not Knowns by Vulnerable Group | Jul-14 | Jun-14 | May-14 | Apr-14 | Mar-14 | Feb-14 | Jan-14 | Dec-13 | Nov-13 | Oct-13 | Sep-13 | Aug-13 | Jul-13 |
|--|---------------|---------------|---------------|---------------|---------------|---------------|---------------|---------------|---------------|---------------|---------------|---------------|---------------|
| Children in Care | 7 | 5 | 4 | 4 | 0 | 0 | 0 | 0 | 0 | 12 | 34 | 5 | 6 |
| Caring for own child | 2 | 2 | 2 | 2 | 0 | 0 | 0 | 1 | 1 | 4 | 9 | 1 | 4 |
| Asylum seeker | 2 | 2 | 2 | 3 | 1 | 1 | 1 | 1 | 1 | 2 | 6 | 0 | 1 |
| Carer not own child | 0 | 0 | 0 | 1 | 0 | 0 | 0 | 0 | 0 | 1 | 4 | 0 | 0 |
| Substance Misuse | 6 | 9 | 9 | 8 | 2 | 1 | 1 | 1 | 1 | 8 | 13 | 2 | 5 |
| Care Leaver | 0 | 0 | 0 | 0 | 0 | 0 | 0 | 0 | 0 | 2 | 4 | 1 | 2 |
| Supervised by YOT | 3 | 2 | 1 | 0 | 0 | 0 | 0 | 0 | 0 | 4 | 6 | 0 | 0 |
| Pregnancy | 1 | 2 | 2 | 1 | 0 | 0 | 0 | 0 | 0 | 4 | 2 | 0 | 0 |
| Parent not caring for own child | 1 | 1 | 0 | 0 | 0 | 0 | 0 | 0 | 0 | 0 | 0 | 0 | 0 |
| SEND (16-18 year olds) | 9 | 5 | 5 | 10 | 1 | 0 | 0 | 0 | 0 | 27 | 127 | 12 | 11 |
| SEND (19-24 year olds) | 185 | 190 | 195 | 199 | 196 | 199 | 204 | 209 | 209 | 211 | 238 | 181 | 172 |
| Total not known with at least one vulnerable group | 21 | 21 | | 25 | | | | | | | | | |

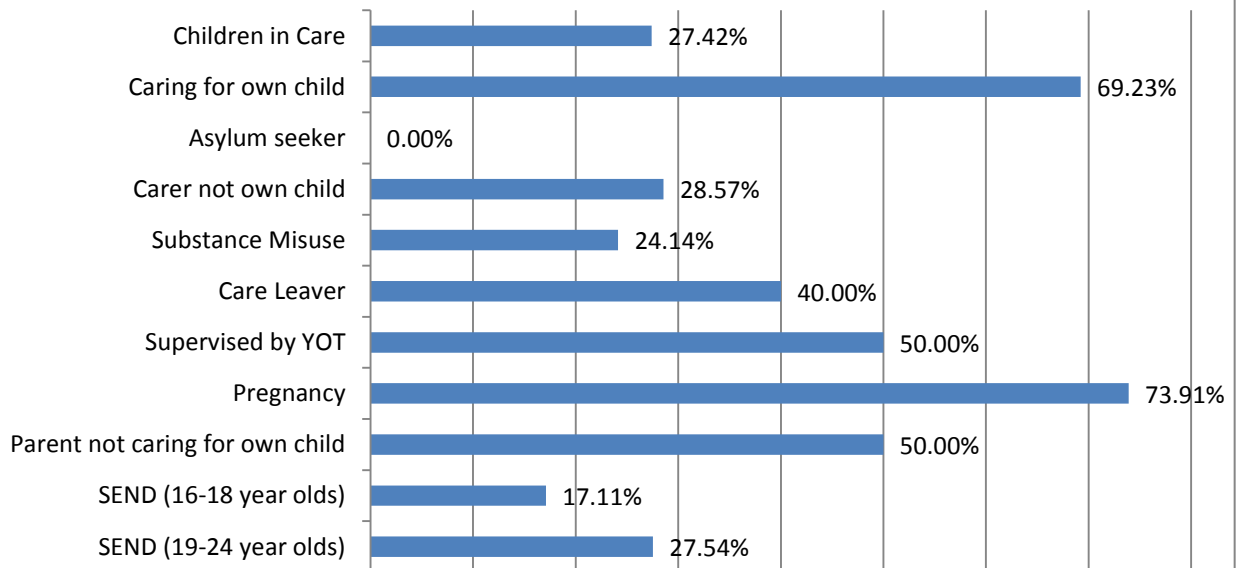
| 16-18 Year old NEET Leavers & Joiners | Aged 16 | Aged 17 | Aged 18 | 16-18 Total | Aged 19 |
|--|----------------|----------------|----------------|------------------------|----------------|
| Leaving NEET Total | 3 | 3 | 3 | 9 | 8 |
| Education | 0 | 0 | 0 | 0 | 0 |
| Employment | 2 | 1 | 2 | 5 | 0 |
| Government supported training | 1 | 2 | 1 | 4 | 1 |
| Re-engagement Provision | 0 | 0 | 0 | 0 | 0 |
| NEET in other area | 0 | 0 | 0 | 0 | 0 |
| Custodial Sentence | 0 | 0 | 0 | 0 | 0 |
| Moved Away | 0 | 0 | 0 | 0 | 7 |
| Cannot Be Contacted | 0 | 0 | 0 | 0 | 0 |
| Refused to disclose activity | 0 | 0 | 0 | 0 | 0 |
| Unknown Activity | 0 | 0 | 0 | 0 | 0 |
| Other Reason | 0 | 0 | 0 | 0 | 0 |
| Joining NEET Total | 3 | 2 | 1 | 6 | 0 |
| Education | 2 | 2 | 0 | 4 | 0 |
| Employment | 0 | 0 | 0 | 0 | 0 |
| Government supported training | 0 | 0 | 0 | 0 | 0 |
| Re-engagement Provision | 0 | 0 | 0 | 0 | 0 |
| NEET in other area | 0 | 0 | 0 | 0 | 0 |
| Other (inc custodial sentence) | 1 | 0 | 1 | 2 | 0 |
| Joiners>Leavers | 0 | 1 | 2 | 3 | 8 |

| 16-18 Year Old NEET Labour Market Summary | No | % |
|--|-----------|----------|
| Available: | | |
| Working not for reward | 2 | 0.98% |
| Not yet ready for work or learning | 24 | 11.71% |
| Start Date agreed | 6 | 2.93% |
| Seeking EET | 173 | 84.39% |
| Available Total | 205 | 100% |
| Unavailable: | | |
| Young carers | 1 | 1.56% |
| Teenage parents | 41 | 64.06% |
| Illness | 11 | 17.19% |
| Pregnancy | 10 | 15.63% |
| Religious grounds | 0 | 0.00% |
| Unlikely to be economically active | 1 | 1.56% |
| Other reason | 0 | 0.00% |
| Unavailable Total | 64 | 100% |

NEET Leavers and Joiners



% of Vulnerable Cohorts who are NEET



Education and Young People's Services Performance Management

NEET Monthly Report - Gravesham

| 16-18 year old cohort by Vulnerable Group | Jul-14 | Jun-14 | May-14 | Apr-14 | Mar-14 | Feb-14 | Jan-14 | Dec-13 | Nov-13 | Oct-13 | Sep-13 | Aug-13 | Jul-13 |
|---|--------|--------|--------|--------|--------|--------|--------|--------|--------|--------|--------|--------|--------|
| Children in Care | 55 | 51 | 48 | 49 | 52 | 52 | 52 | 51 | 50 | 49 | 51 | 49 | 50 |
| Caring for own child | 39 | 39 | 39 | 39 | 39 | 39 | 38 | 34 | 31 | 29 | 28 | 56 | 55 |
| Asylum seeker | 16 | 15 | 15 | 15 | 15 | 15 | 15 | 15 | 15 | 13 | 14 | 23 | 24 |
| Carer not own child | 6 | 7 | 7 | 7 | 7 | 7 | 7 | 7 | 7 | 7 | 7 | 10 | 10 |
| Substance Misuse | 9 | 9 | 10 | 9 | 9 | 9 | 9 | 9 | 9 | 9 | 8 | 9 | 10 |
| Care Leaver | 5 | 5 | 5 | 5 | 5 | 5 | 5 | 5 | 5 | 5 | 6 | 11 | 11 |
| Supervised by YOT | 17 | 17 | 18 | 18 | 20 | 18 | 19 | 32 | 32 | 33 | 32 | 29 | 28 |
| Pregnancy | 20 | 18 | 18 | 18 | 17 | 15 | 14 | 17 | 18 | 17 | 14 | 13 | 12 |
| Parent not caring for own child | 2 | 2 | 2 | 2 | 2 | 2 | 2 | 2 | 2 | 2 | 2 | 6 | 6 |
| SEND (16-18 year olds) | 161 | 148 | 148 | 149 | 150 | 150 | 151 | 152 | 151 | 138 | 142 | 146 | 147 |
| SEND (19-24 year olds) | 252 | 258 | 265 | 297 | 272 | 275 | 279 | 282 | 284 | 285 | 289 | 242 | 244 |
| Total 16-18 cohort with at least one vulnerable group | 286 | 270 | | 268 | | | | | | | | | |

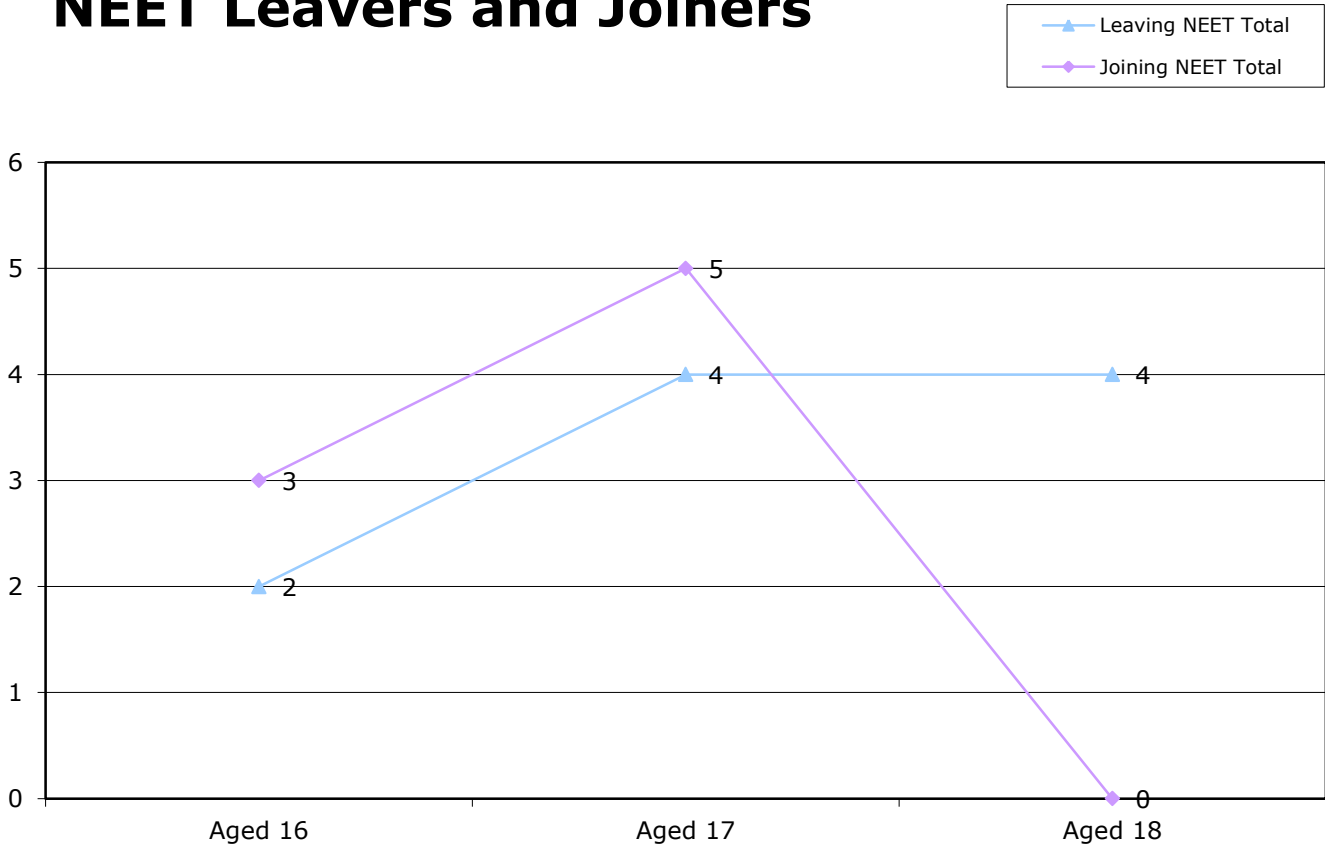
| 16-18 year old NEET by Vulnerable Group | Jul-14 | Jun-14 | May-14 | Apr-14 | Mar-14 | Feb-14 | Jan-14 | Dec-13 | Nov-13 | Oct-13 | Sep-13 | Aug-13 | Jul-13 |
|---|--------|--------|--------|--------|--------|--------|--------|--------|--------|--------|--------|--------|--------|
| Children in Care | 14 | 13 | 9 | 10 | 10 | 10 | 10 | 10 | 9 | 8 | 7 | 5 | 4 |
| Caring for own child | 28 | 27 | 27 | 27 | 27 | 28 | 26 | 23 | 20 | 21 | 21 | 41 | 43 |
| Asylum seeker | 1 | 0 | 0 | 0 | 0 | 0 | 0 | 0 | 0 | 1 | 2 | 2 | 2 |
| Carer not own child | 3 | 3 | 3 | 3 | 3 | 3 | 3 | 3 | 3 | 3 | 3 | 3 | 3 |
| Substance Misuse | 3 | 3 | 3 | 2 | 1 | 1 | 1 | 1 | 1 | 2 | 0 | 2 | 2 |
| Care Leaver | 0 | 0 | 1 | 1 | 1 | 0 | 0 | 0 | 0 | 0 | 1 | 5 | 5 |
| Supervised by YOT | 8 | 9 | 11 | 12 | 12 | 7 | 7 | 10 | 9 | 8 | 7 | 5 | 6 |
| Pregnancy | 18 | 16 | 16 | 15 | 14 | 13 | 12 | 15 | 17 | 15 | 11 | 13 | 12 |
| Parent not caring for own child | 1 | 1 | 1 | 1 | 1 | 1 | 1 | 1 | 1 | 1 | 1 | 2 | 3 |
| SEND (16-18 year olds) | 23 | 21 | 22 | 25 | 25 | 22 | 24 | 18 | 15 | 12 | 10 | 16 | 17 |
| SEND (19-24 year olds) | 57 | 56 | 57 | 65 | 58 | 57 | 58 | 57 | 60 | 60 | 59 | 49 | 53 |
| Total 16-18 NEET with at least one vulnerable group | 83 | 79 | | 79 | | | | | | | | | |

| 16-18 year old Not Knowns by Vulnerable Group | Jul-14 | Jun-14 | May-14 | Apr-14 | Mar-14 | Feb-14 | Jan-14 | Dec-13 | Nov-13 | Oct-13 | Sep-13 | Aug-13 | Jul-13 |
|--|--------|--------|--------|--------|--------|--------|--------|--------|--------|--------|--------|--------|--------|
| Children in Care | 5 | 6 | 7 | 9 | 7 | 6 | 7 | 9 | 10 | 17 | 32 | 9 | 8 |
| Caring for own child | 2 | 3 | 5 | 4 | 2 | 3 | 1 | 1 | 2 | 4 | 4 | 4 | 4 |
| Asylum seeker | 4 | 4 | 4 | 5 | 4 | 4 | 4 | 4 | 5 | 6 | 10 | 4 | 3 |
| Carer not own child | 0 | 1 | 1 | 1 | 1 | 1 | 1 | 2 | 2 | 3 | 3 | 2 | 2 |
| Substance Misuse | 4 | 3 | 4 | 4 | 4 | 2 | 1 | 2 | 3 | 2 | 3 | 1 | 2 |
| Care Leaver | 0 | 0 | 0 | 0 | 0 | 0 | 0 | 0 | 0 | 1 | 3 | 1 | 1 |
| Supervised by YOT | 4 | 3 | 4 | 2 | 2 | 1 | 1 | 5 | 6 | 10 | 12 | 6 | 7 |
| Pregnancy | 0 | 1 | 0 | 0 | 0 | 0 | 0 | 0 | 0 | 2 | 3 | 0 | 0 |
| Parent not caring for own child | 0 | 0 | 0 | 0 | 0 | 0 | 0 | 0 | 0 | 0 | 0 | 1 | 0 |
| SEND (16-18 year olds) | 24 | 20 | 20 | 25 | 21 | 19 | 21 | 30 | 32 | 58 | 122 | 21 | 20 |
| SEND (19-24 year olds) | 172 | 181 | 183 | 194 | 190 | 192 | 191 | 192 | 193 | 197 | 214 | 164 | 164 |
| Total not known with at least one vulnerable group | 35 | 34 | | 42 | | | | | | | | | |

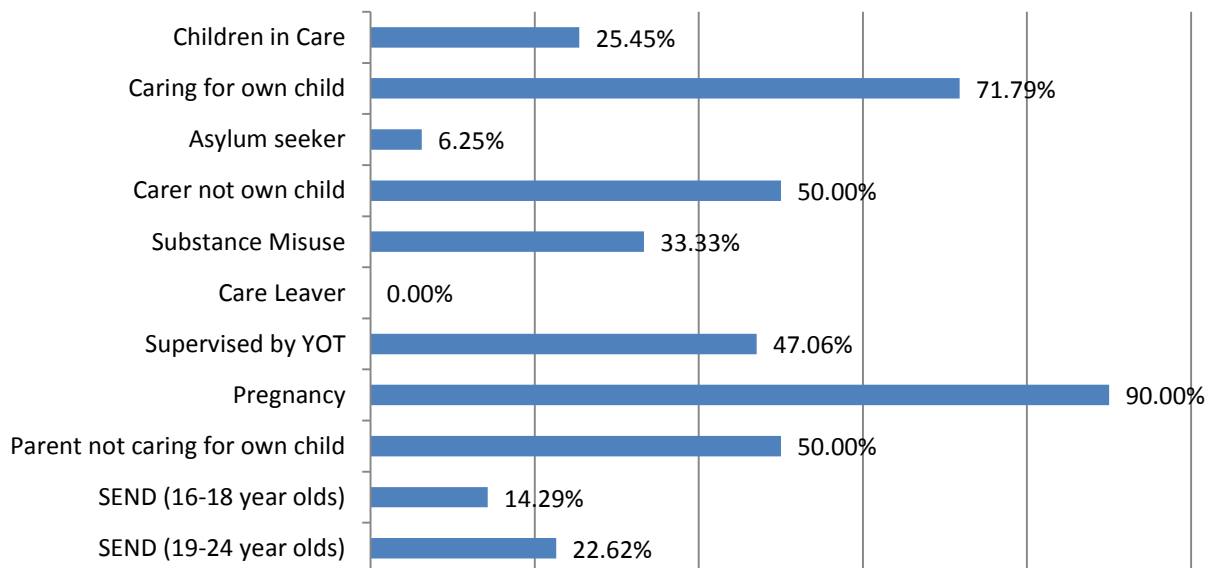
| 16-18 Year old NEET Leavers & Joiners | Aged 16 | Aged 17 | Aged 18 | 16-18 Total | Aged 19 |
|--|----------------|----------------|----------------|------------------------|----------------|
| Leaving NEET Total | 2 | 4 | 4 | 10 | 4 |
| Education | 0 | 0 | 0 | 0 | 0 |
| Employment | 2 | 1 | 4 | 7 | 0 |
| Government supported training | 0 | 2 | 0 | 2 | 0 |
| Re-engagement Provision | 0 | 0 | 0 | 0 | 0 |
| NEET in other area | 0 | 0 | 0 | 0 | 0 |
| Custodial Sentence | 0 | 1 | 0 | 1 | 0 |
| Moved Away | 0 | 0 | 0 | 0 | 4 |
| Cannot Be Contacted | 0 | 0 | 0 | 0 | 0 |
| Refused to disclose activity | 0 | 0 | 0 | 0 | 0 |
| Unknown Activity | 0 | 0 | 0 | 0 | 0 |
| Other Reason | 0 | 0 | 0 | 0 | 0 |
| Joining NEET Total | 3 | 5 | 0 | 8 | 1 |
| Education | 2 | 1 | 0 | 3 | 0 |
| Employment | 0 | 0 | 0 | 0 | 0 |
| Government supported training | 0 | 0 | 0 | 0 | 0 |
| Re-engagement Provision | 0 | 0 | 0 | 0 | 0 |
| NEET in other area | 0 | 0 | 0 | 0 | 0 |
| Other (inc custodial sentence) | 1 | 4 | 0 | 5 | 1 |
| Joiners>Leavers | -1 | -1 | 4 | 2 | 3 |

| 16-18 Year Old NEET Labour Market Summary | No | % |
|--|-----------|----------|
| Available: | | |
| Working not for reward | 2 | 1.18% |
| Not yet ready for work or learning | 8 | 4.73% |
| Start Date agreed | 1 | 0.59% |
| Seeking EET | 158 | 93.49% |
| Available Total | 169 | 100% |
| Unavailable: | | |
| Young carers | 1 | 1.64% |
| Teenage parents | 23 | 37.70% |
| Illness | 26 | 42.62% |
| Pregnancy | 11 | 18.03% |
| Religious grounds | 0 | 0.00% |
| Unlikely to be economically active | 0 | 0.00% |
| Other reason | 0 | 0.00% |
| Unavailable Total | 61 | 100% |

NEET Leavers and Joiners



% of Vulnerable Cohorts who are NEET



Education and Young People's Services Performance Management

NEET Monthly Report - Maidstone

| 16-18 year old cohort by Vulnerable Group | Jul-14 | Jun-14 | May-14 | Apr-14 | Mar-14 | Feb-14 | Jan-14 | Dec-13 | Nov-13 | Oct-13 | Sep-13 | Aug-13 | Jul-13 |
|---|--------|--------|--------|--------|--------|--------|--------|--------|--------|--------|--------|--------|--------|
| Children in Care | 53 | 52 | 48 | 47 | 44 | 44 | 43 | 41 | 42 | 46 | 50 | 66 | 66 |
| Caring for own child | 52 | 48 | 48 | 48 | 48 | 48 | 48 | 46 | 41 | 39 | 39 | 87 | 85 |
| Asylum seeker | 10 | 10 | 10 | 10 | 10 | 11 | 11 | 11 | 10 | 12 | 13 | 23 | 23 |
| Carer not own child | 10 | 10 | 10 | 10 | 9 | 9 | 9 | 9 | 9 | 12 | 12 | 15 | 14 |
| Substance Misuse | 14 | 14 | 14 | 14 | 13 | 12 | 11 | 11 | 10 | 9 | 9 | 8 | 9 |
| Care Leaver | 5 | 5 | 5 | 5 | 5 | 5 | 5 | 5 | 5 | 2 | 2 | 4 | 4 |
| Supervised by YOT | 16 | 16 | 17 | 16 | 15 | 17 | 16 | 25 | 24 | 23 | 26 | 23 | 25 |
| Pregnancy | 12 | 8 | 8 | 7 | 7 | 7 | 7 | 8 | 9 | 7 | 6 | 12 | 11 |
| Parent not caring for own child | 1 | 2 | 2 | 1 | 1 | 1 | 1 | 1 | 2 | 3 | 3 | 4 | 4 |
| SEND (16-18 year olds) | 228 | 212 | 212 | 210 | 210 | 210 | 209 | 208 | 207 | 199 | 201 | 227 | 228 |
| SEND (19-24 year olds) | 363 | 370 | 379 | 429 | 385 | 389 | 391 | 393 | 397 | 404 | 406 | 328 | 334 |
| Total 16-18 cohort with at least one vulnerable group | 362 | 342 | | 335 | | | | | | | | | |

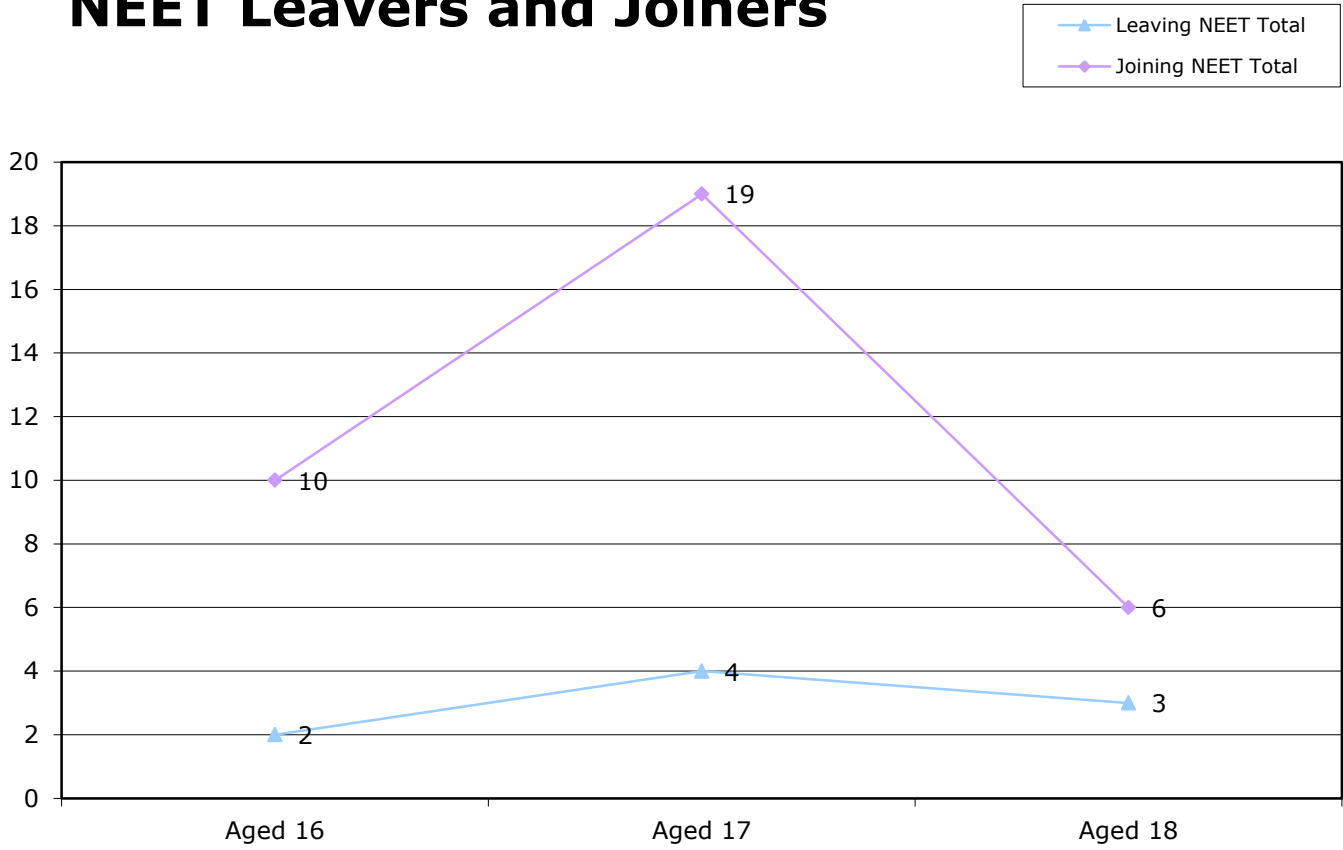
| 16-18 year old NEET by Vulnerable Group | Jul-14 | Jun-14 | May-14 | Apr-14 | Mar-14 | Feb-14 | Jan-14 | Dec-13 | Nov-13 | Oct-13 | Sep-13 | Aug-13 | Jul-13 |
|---|--------|--------|--------|--------|--------|--------|--------|--------|--------|--------|--------|--------|--------|
| Children in Care | 16 | 14 | 14 | 14 | 12 | 12 | 13 | 11 | 8 | 8 | 5 | 14 | 11 |
| Caring for own child | 39 | 36 | 36 | 36 | 38 | 38 | 38 | 33 | 26 | 25 | 25 | 61 | 59 |
| Asylum seeker | 1 | 1 | 1 | 1 | 1 | 1 | 1 | 1 | 0 | 0 | 0 | 1 | 2 |
| Carer not own child | 8 | 5 | 5 | 6 | 6 | 6 | 6 | 5 | 4 | 4 | 4 | 9 | 9 |
| Substance Misuse | 6 | 7 | 7 | 6 | 6 | 5 | 5 | 5 | 4 | 2 | 1 | 4 | 4 |
| Care Leaver | 1 | 1 | 1 | 1 | 1 | 1 | 1 | 1 | 1 | 0 | 0 | 1 | 1 |
| Supervised by YOT | 8 | 8 | 8 | 7 | 6 | 8 | 8 | 10 | 6 | 3 | 4 | 7 | 7 |
| Pregnancy | 12 | 8 | 8 | 7 | 7 | 7 | 7 | 8 | 9 | 7 | 5 | 7 | 5 |
| Parent not caring for own child | 1 | 2 | 2 | 1 | 1 | 1 | 1 | 0 | 1 | 2 | 1 | 3 | 2 |
| SEND (16-18 year olds) | 26 | 23 | 21 | 19 | 19 | 19 | 17 | 16 | 16 | 14 | 11 | 24 | 22 |
| SEND (19-24 year olds) | 90 | 92 | 95 | 99 | 96 | 96 | 95 | 93 | 91 | 92 | 94 | 84 | 85 |
| Total 16-18 NEET with at least one vulnerable group | 98 | 88 | | 83 | | | | | | | | | |

| 16-18 year old Not Knowns by Vulnerable Group | Jul-14 | Jun-14 | May-14 | Apr-14 | Mar-14 | Feb-14 | Jan-14 | Dec-13 | Nov-13 | Oct-13 | Sep-13 | Aug-13 | Jul-13 |
|--|--------|--------|--------|--------|--------|--------|--------|--------|--------|--------|--------|--------|--------|
| Children in Care | 6 | 12 | 8 | 7 | 6 | 4 | 4 | 3 | 10 | 17 | 34 | 17 | 15 |
| Caring for own child | 5 | 6 | 6 | 4 | 4 | 3 | 2 | 5 | 7 | 9 | 5 | 9 | 7 |
| Asylum seeker | 1 | 5 | 2 | 2 | 2 | 1 | 1 | 1 | 5 | 7 | 10 | 7 | 7 |
| Carer not own child | 0 | 1 | 1 | 0 | 0 | 0 | 0 | 0 | 1 | 3 | 7 | 1 | 2 |
| Substance Misuse | 1 | 3 | 2 | 5 | 2 | 1 | 1 | 0 | 1 | 2 | 3 | 0 | 0 |
| Care Leaver | 2 | 2 | 2 | 1 | 0 | 0 | 0 | 0 | 0 | 0 | 0 | 0 | 0 |
| Supervised by YOT | 4 | 4 | 5 | 2 | 1 | 1 | 1 | 2 | 2 | 5 | 9 | 2 | 2 |
| Pregnancy | 0 | 0 | 0 | 0 | 0 | 0 | 0 | 0 | 0 | 0 | 0 | 0 | 3 |
| Parent not caring for own child | 0 | 0 | 0 | 0 | 0 | 0 | 0 | 0 | 0 | 0 | 0 | 0 | 0 |
| SEND (16-18 year olds) | 22 | 22 | 25 | 25 | 18 | 14 | 15 | 20 | 31 | 55 | 170 | 32 | 24 |
| SEND (19-24 year olds) | 226 | 233 | 250 | 263 | 257 | 257 | 258 | 261 | 246 | 259 | 265 | 173 | 164 |
| Total not known with at least one vulnerable group | 39 | 50 | | 42 | | | | | | | | | |

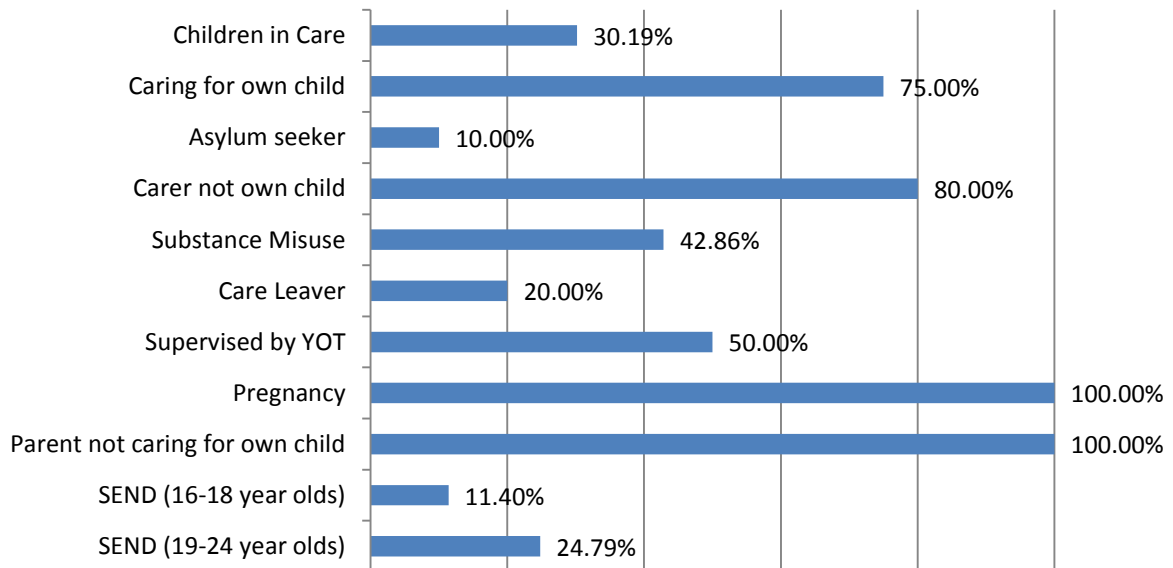
| 16-18 Year old NEET Leavers & Joiners | Aged 16 | Aged 17 | Aged 18 | 16-18 Total | Aged 19 |
|--|----------------|----------------|----------------|------------------------|----------------|
| Leaving NEET Total | 2 | 4 | 3 | 9 | 7 |
| Education | 0 | 0 | 0 | 0 | 0 |
| Employment | 2 | 3 | 3 | 8 | 0 |
| Government supported training | 0 | 1 | 0 | 1 | 0 |
| Re-engagement Provision | 0 | 0 | 0 | 0 | 0 |
| NEET in other area | 0 | 0 | 0 | 0 | 0 |
| Custodial Sentence | 0 | 0 | 0 | 0 | 0 |
| Moved Away | 0 | 0 | 0 | 0 | 7 |
| Cannot Be Contacted | 0 | 0 | 0 | 0 | 0 |
| Refused to disclose activity | 0 | 0 | 0 | 0 | 0 |
| Unknown Activity | 0 | 0 | 0 | 0 | 0 |
| Other Reason | 0 | 0 | 0 | 0 | 0 |
| Joining NEET Total | 10 | 19 | 6 | 35 | 0 |
| Education | 8 | 4 | 0 | 12 | 0 |
| Employment | 0 | 0 | 1 | 1 | 0 |
| Government supported training | 0 | 0 | 1 | 1 | 0 |
| Re-engagement Provision | 0 | 0 | 0 | 0 | 0 |
| NEET in other area | 0 | 0 | 0 | 0 | 0 |
| Other (inc custodial sentence) | 2 | 15 | 4 | 21 | 0 |
| Joiners>Leavers | -8 | -15 | -3 | -26 | 7 |

| 16-18 Year Old NEET Labour Market Summary | No | % |
|--|-----------|----------|
| Available: | | |
| Working not for reward | 4 | 1.59% |
| Not yet ready for work or learning | 21 | 8.37% |
| Start Date agreed | 7 | 2.79% |
| Seeking EET | 219 | 87.25% |
| Available Total | 251 | 100% |
| Unavailable: | | |
| Young carers | 3 | 7.50% |
| Teenage parents | 20 | 50.00% |
| Illness | 11 | 27.50% |
| Pregnancy | 5 | 12.50% |
| Religious grounds | 0 | 0.00% |
| Unlikely to be economically active | 1 | 2.50% |
| Other reason | 0 | 0.00% |
| Unavailable Total | 40 | 100% |

NEET Leavers and Joiners



% of Vulnerable Cohorts who are NEET



Education and Young People's Services Performance Management
NEET Monthly Report - Sevenoaks

| 16-18 year old cohort by Vulnerable Group | Jul-14 | Jun-14 | May-14 | Apr-14 | Mar-14 | Feb-14 | Jan-14 | Dec-13 | Nov-13 | Oct-13 | Sep-13 | Aug-13 | Jul-13 |
|---|---------------|---------------|---------------|---------------|---------------|---------------|---------------|---------------|---------------|---------------|---------------|---------------|---------------|
| Children in Care | 21 | 19 | 18 | 18 | 18 | 18 | 18 | 18 | 17 | 18 | 20 | 19 | 18 |
| Caring for own child | 22 | 23 | 22 | 22 | 21 | 21 | 19 | 18 | 15 | 14 | 13 | 31 | 31 |
| Asylum seeker | 0 | 0 | 0 | 0 | 0 | 0 | 0 | 0 | 0 | 0 | 0 | 0 | 0 |
| Carer not own child | 5 | 5 | 5 | 5 | 5 | 4 | 4 | 4 | 5 | 5 | 4 | 6 | 6 |
| Substance Misuse | 7 | 7 | 8 | 8 | 9 | 8 | 8 | 9 | 9 | 8 | 8 | 6 | 6 |
| Care Leaver | 0 | 0 | 0 | 0 | 0 | 0 | 0 | 0 | 0 | 0 | 0 | 0 | 0 |
| Supervised by YOT | 12 | 13 | 14 | 15 | 16 | 15 | 14 | 25 | 22 | 22 | 19 | 23 | 21 |
| Pregnancy | 6 | 5 | 5 | 4 | 4 | 4 | 4 | 4 | 5 | 5 | 5 | 7 | 5 |
| Parent not caring for own child | 0 | 0 | 0 | 1 | 1 | 1 | 1 | 1 | 0 | 0 | 0 | 0 | 0 |
| SEND (16-18 year olds) | 127 | 120 | 119 | 120 | 120 | 120 | 120 | 120 | 116 | 125 | 145 | 131 | 131 |
| SEND (19-24 year olds) | 191 | 195 | 197 | 230 | 203 | 205 | 205 | 210 | 213 | 217 | 223 | 180 | 187 |
| Total 16-18 cohort with at least one vulnerable group | 178 | 171 | | 170 | | | | | | | | | |

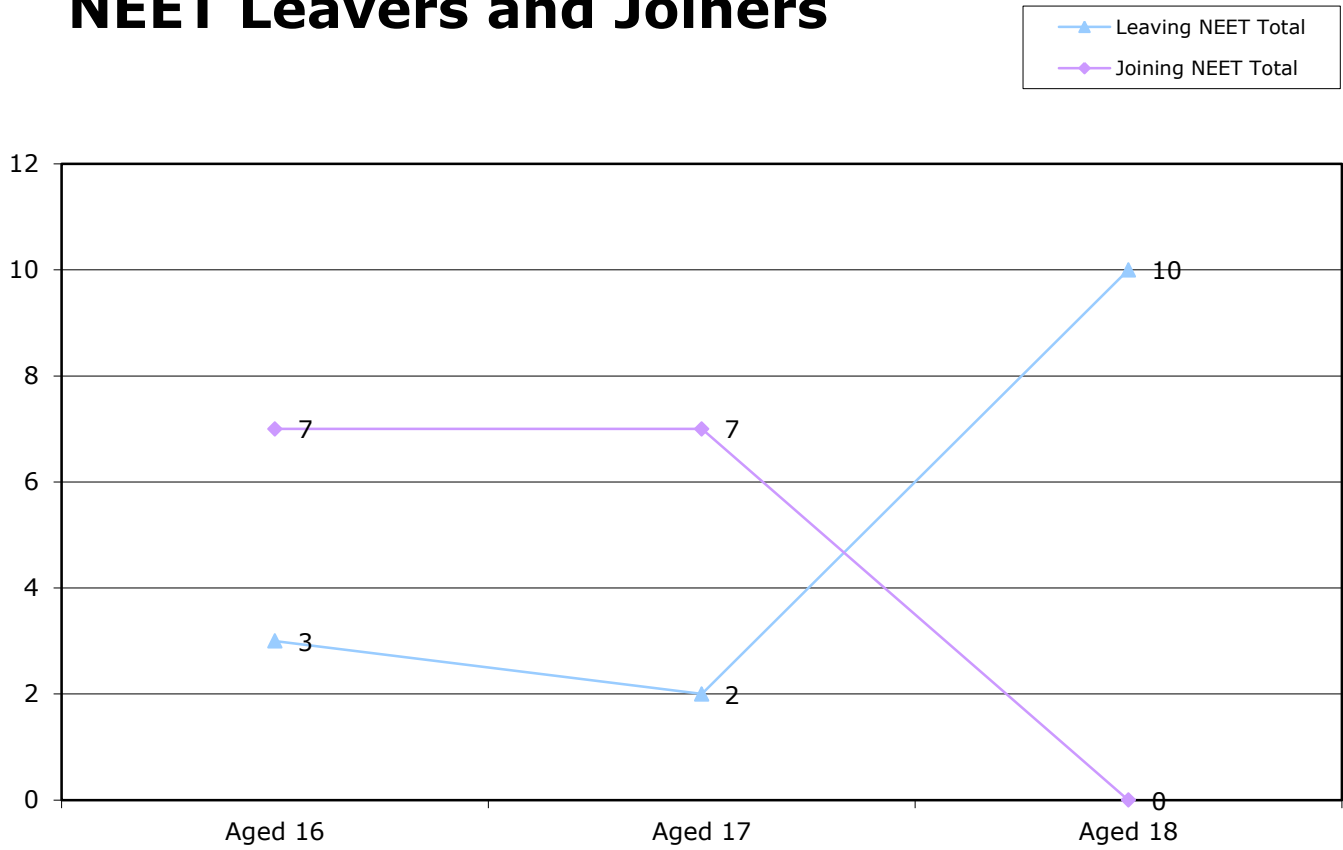
| 16-18 year old NEET by Vulnerable Group | Jul-14 | Jun-14 | May-14 | Apr-14 | Mar-14 | Feb-14 | Jan-14 | Dec-13 | Nov-13 | Oct-13 | Sep-13 | Aug-13 | Jul-13 |
|---|---------------|---------------|---------------|---------------|---------------|---------------|---------------|---------------|---------------|---------------|---------------|---------------|---------------|
| Children in Care | 1 | 2 | 2 | 2 | 2 | 2 | 2 | 2 | 1 | 1 | 2 | 3 | 3 |
| Caring for own child | 15 | 18 | 17 | 18 | 17 | 18 | 16 | 15 | 12 | 12 | 11 | 24 | 23 |
| Asylum seeker | 0 | 0 | 0 | 0 | 0 | 0 | 0 | 0 | 0 | 0 | 0 | 0 | 0 |
| Carer not own child | 3 | 3 | 3 | 3 | 3 | 2 | 2 | 2 | 2 | 2 | 1 | 2 | 2 |
| Substance Misuse | 2 | 2 | 2 | 2 | 3 | 1 | 1 | 2 | 2 | 1 | 1 | 2 | 3 |
| Care Leaver | 0 | 0 | 0 | 0 | 0 | 0 | 0 | 0 | 0 | 0 | 0 | 0 | 0 |
| Supervised by YOT | 3 | 3 | 2 | 5 | 6 | 6 | 5 | 8 | 8 | 9 | 6 | 7 | 7 |
| Pregnancy | 4 | 3 | 3 | 2 | 2 | 2 | 2 | 2 | 3 | 3 | 3 | 4 | 2 |
| Parent not caring for own child | 0 | 0 | 0 | 1 | 1 | 1 | 1 | 1 | 0 | 0 | 0 | 0 | 0 |
| SEND (16-18 year olds) | 10 | 8 | 7 | 9 | 9 | 9 | 9 | 11 | 9 | 10 | 5 | 12 | 13 |
| SEND (19-24 year olds) | 26 | 26 | 26 | 28 | 26 | 24 | 24 | 24 | 24 | 22 | 21 | 15 | 15 |
| Total 16-18 NEET with at least one vulnerable group | 32 | 33 | | 34 | | | | | | | | | |

| 16-18 year old Not Knowns by Vulnerable Group | Jul-14 | Jun-14 | May-14 | Apr-14 | Mar-14 | Feb-14 | Jan-14 | Dec-13 | Nov-13 | Oct-13 | Sep-13 | Aug-13 | Jul-13 |
|--|---------------|---------------|---------------|---------------|---------------|---------------|---------------|---------------|---------------|---------------|---------------|---------------|---------------|
| Children in Care | 1 | 0 | 0 | 1 | 0 | 0 | 0 | 1 | 3 | 2 | 10 | 2 | 1 |
| Caring for own child | 1 | 2 | 2 | 1 | 1 | 1 | 1 | 1 | 1 | 1 | 1 | 2 | 2 |
| Asylum seeker | 0 | 0 | 0 | 0 | 0 | 0 | 0 | 0 | 0 | 0 | 0 | 0 | 0 |
| Carer not own child | 0 | 0 | 0 | 0 | 0 | 0 | 0 | 0 | 1 | 1 | 2 | 1 | 1 |
| Substance Misuse | 1 | 1 | 1 | 0 | 0 | 0 | 0 | 0 | 3 | 3 | 3 | 0 | 0 |
| Care Leaver | 0 | 0 | 0 | 0 | 0 | 0 | 0 | 0 | 0 | 0 | 0 | 0 | 0 |
| Supervised by YOT | 3 | 2 | 3 | 3 | 1 | 0 | 0 | 0 | 1 | 3 | 6 | 1 | 1 |
| Pregnancy | 0 | 0 | 0 | 0 | 0 | 0 | 0 | 0 | 1 | 1 | 1 | 0 | 0 |
| Parent not caring for own child | 0 | 0 | 0 | 0 | 0 | 0 | 0 | 0 | 0 | 0 | 0 | 0 | 0 |
| SEND (16-18 year olds) | 16 | 11 | 10 | 9 | 3 | 3 | 3 | 2 | 2 | 6 | 131 | 15 | 13 |
| SEND (19-24 year olds) | 129 | 133 | 134 | 144 | 139 | 142 | 143 | 145 | 147 | 163 | 175 | 123 | 126 |
| Total not known with at least one vulnerable group | 21 | 15 | | 12 | | | | | | | | | |

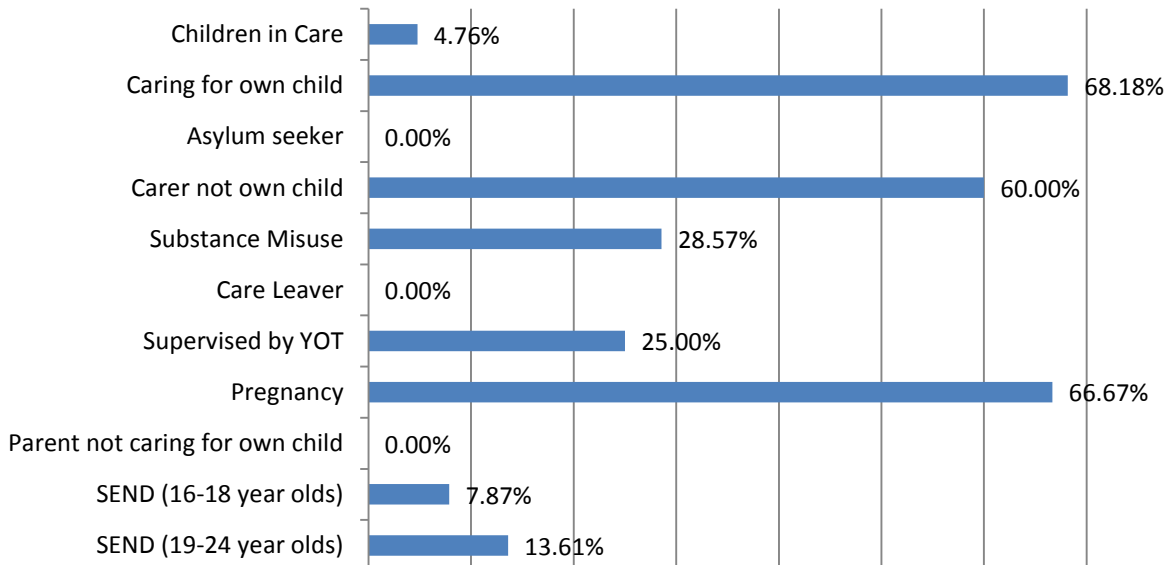
| 16-18 Year old NEET Leavers & Joiners | Aged 16 | Aged 17 | Aged 18 | 16-18 Total | Aged 19 |
|--|----------------|----------------|----------------|------------------------|----------------|
| Leaving NEET Total | 3 | 2 | 10 | 15 | 6 |
| Education | 0 | 0 | 0 | 0 | 0 |
| Employment | 1 | 2 | 9 | 12 | 0 |
| Government supported training | 0 | 0 | 1 | 1 | 0 |
| Re-engagement Provision | 0 | 0 | 0 | 0 | 0 |
| NEET in other area | 0 | 0 | 0 | 0 | 0 |
| Custodial Sentence | 0 | 0 | 0 | 0 | 0 |
| Moved Away | 2 | 0 | 0 | 2 | 6 |
| Cannot Be Contacted | 0 | 0 | 0 | 0 | 0 |
| Refused to disclose activity | 0 | 0 | 0 | 0 | 0 |
| Unknown Activity | 0 | 0 | 0 | 0 | 0 |
| Other Reason | 0 | 0 | 0 | 0 | 0 |
| Joining NEET Total | 7 | 7 | 0 | 14 | 0 |
| Education | 4 | 2 | 0 | 6 | 0 |
| Employment | 0 | 1 | 0 | 1 | 0 |
| Government supported training | 1 | 0 | 0 | 1 | 0 |
| Re-engagement Provision | 0 | 0 | 0 | 0 | 0 |
| NEET in other area | 0 | 0 | 0 | 0 | 0 |
| Other (inc custodial sentence) | 2 | 4 | 0 | 6 | 0 |
| Joiners>Leavers | -4 | -5 | 10 | 1 | 6 |

| 16-18 Year Old NEET Labour Market Summary | No | % |
|--|-----------|----------|
| Available: | | |
| Working not for reward | 5 | 6.33% |
| Not yet ready for work or learning | 5 | 6.33% |
| Start Date agreed | 2 | 2.53% |
| Seeking EET | 67 | 84.81% |
| Available Total | 79 | 100% |
| Unavailable: | | |
| Young carers | 2 | 7.41% |
| Teenage parents | 13 | 48.15% |
| Illness | 10 | 37.04% |
| Pregnancy | 2 | 7.41% |
| Religious grounds | 0 | 0.00% |
| Unlikely to be economically active | 0 | 0.00% |
| Other reason | 0 | 0.00% |
| Unavailable Total | 27 | 100% |

NEET Leavers and Joiners



% of Vulnerable Cohorts who are NEET



Education and Young People's Services Performance Management

NEET Monthly Report - Shepway

| 16-18 year old cohort by Vulnerable Group | Jul-14 | Jun-14 | May-14 | Apr-14 | Mar-14 | Feb-14 | Jan-14 | Dec-13 | Nov-13 | Oct-13 | Sep-13 | Aug-13 | Jul-13 |
|---|--------|--------|--------|--------|--------|--------|--------|--------|--------|--------|--------|--------|--------|
| Children in Care | 66 | 59 | 57 | 57 | 57 | 59 | 59 | 58 | 60 | 57 | 58 | 52 | 52 |
| Caring for own child | 45 | 44 | 44 | 44 | 44 | 43 | 42 | 41 | 38 | 34 | 33 | 79 | 78 |
| Asylum seeker | 8 | 8 | 8 | 8 | 8 | 8 | 8 | 8 | 8 | 9 | 8 | 10 | 9 |
| Carer not own child | 4 | 4 | 4 | 4 | 4 | 4 | 4 | 4 | 4 | 4 | 4 | 10 | 10 |
| Substance Misuse | 24 | 24 | 24 | 24 | 23 | 24 | 25 | 26 | 28 | 26 | 25 | 28 | 27 |
| Care Leaver | 14 | 14 | 15 | 15 | 15 | 13 | 13 | 13 | 13 | 13 | 13 | 28 | 27 |
| Supervised by YOT | 10 | 9 | 14 | 14 | 13 | 15 | 15 | 22 | 23 | 24 | 25 | 19 | 20 |
| Pregnancy | 23 | 23 | 21 | 20 | 20 | 16 | 17 | 15 | 16 | 15 | 7 | 20 | 21 |
| Parent not caring for own child | 4 | 4 | 4 | 4 | 4 | 4 | 5 | 4 | 3 | 3 | 3 | 5 | 4 |
| SEND (16-18 year olds) | 160 | 148 | 148 | 149 | 147 | 148 | 149 | 147 | 144 | 144 | 143 | 147 | 148 |
| SEND (19-24 year olds) | 246 | 246 | 249 | 284 | 252 | 257 | 259 | 262 | 264 | 269 | 270 | 219 | 226 |
| Total 16-18 cohort with at least one vulnerable group | 309 | 291 | | 293 | | | | | | | | | |

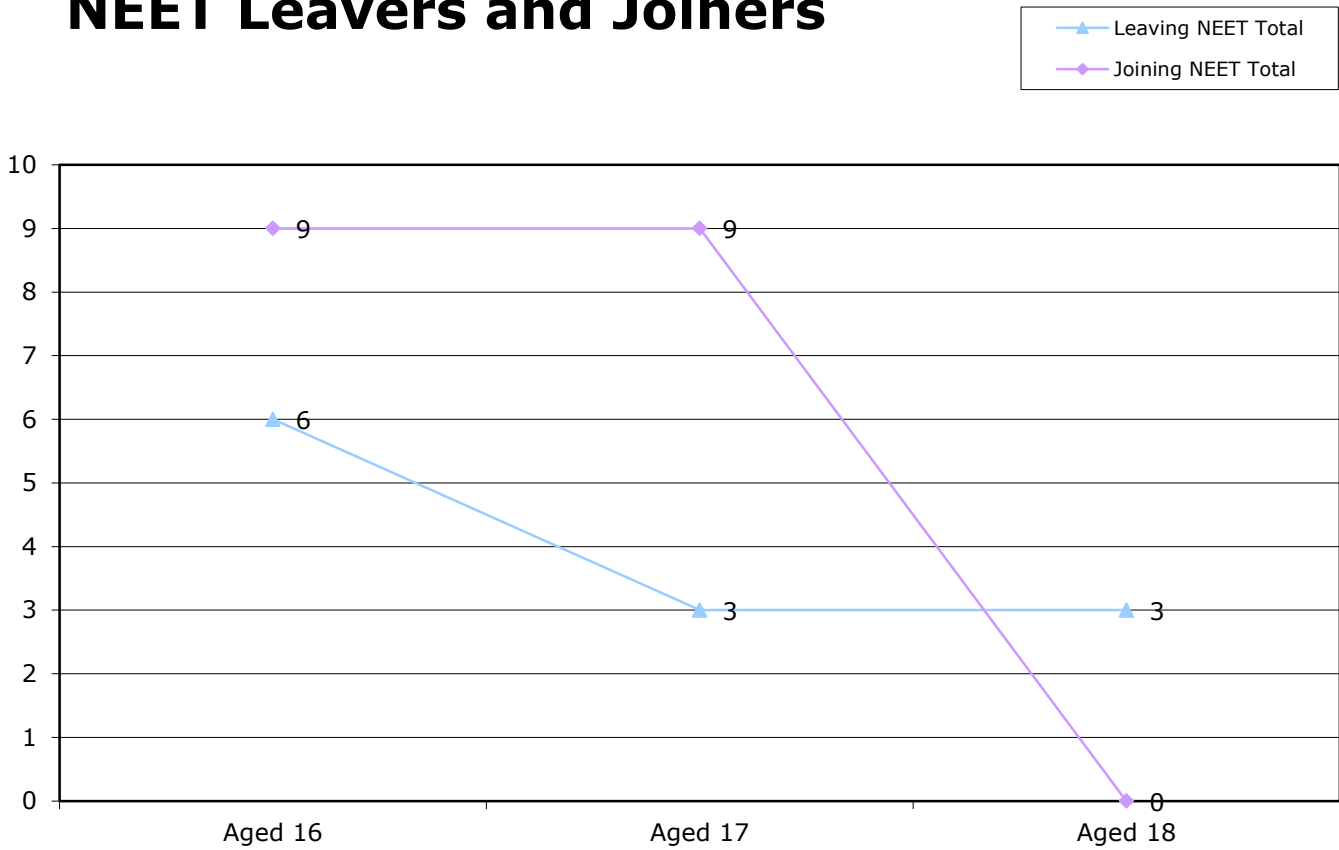
| 16-18 year old NEET by Vulnerable Group | Jul-14 | Jun-14 | May-14 | Apr-14 | Mar-14 | Feb-14 | Jan-14 | Dec-13 | Nov-13 | Oct-13 | Sep-13 | Aug-13 | Jul-13 |
|---|--------|--------|--------|--------|--------|--------|--------|--------|--------|--------|--------|--------|--------|
| Children in Care | 15 | 16 | 14 | 15 | 16 | 19 | 17 | 17 | 16 | 14 | 16 | 17 | 14 |
| Caring for own child | 27 | 27 | 27 | 26 | 26 | 28 | 29 | 27 | 25 | 21 | 19 | 49 | 47 |
| Asylum seeker | 1 | 1 | 1 | 2 | 3 | 3 | 2 | 2 | 2 | 2 | 2 | 2 | 1 |
| Carer not own child | 1 | 1 | 1 | 1 | 1 | 2 | 2 | 2 | 2 | 2 | 2 | 6 | 6 |
| Substance Misuse | 10 | 12 | 12 | 13 | 12 | 11 | 12 | 13 | 14 | 13 | 12 | 14 | 12 |
| Care Leaver | 8 | 8 | 8 | 8 | 8 | 5 | 6 | 6 | 6 | 7 | 7 | 13 | 11 |
| Supervised by YOT | 5 | 4 | 6 | 6 | 5 | 6 | 7 | 10 | 11 | 10 | 13 | 9 | 6 |
| Pregnancy | 18 | 18 | 16 | 15 | 15 | 12 | 12 | 10 | 10 | 6 | 2 | 12 | 13 |
| Parent not caring for own child | 3 | 2 | 2 | 2 | 2 | 2 | 3 | 1 | 1 | 3 | 3 | 4 | 3 |
| SEND (16-18 year olds) | 24 | 21 | 18 | 17 | 18 | 15 | 16 | 16 | 15 | 10 | 9 | 19 | 17 |
| SEND (19-24 year olds) | 50 | 49 | 50 | 56 | 51 | 51 | 52 | 54 | 55 | 63 | 70 | 61 | 59 |
| Total 16-18 NEET with at least one vulnerable group | 92 | 91 | | 87 | | | | | | | | | |

| 16-18 year old Not Knowns by Vulnerable Group | Jul-14 | Jun-14 | May-14 | Apr-14 | Mar-14 | Feb-14 | Jan-14 | Dec-13 | Nov-13 | Oct-13 | Sep-13 | Aug-13 | Jul-13 |
|--|--------|--------|--------|--------|--------|--------|--------|--------|--------|--------|--------|--------|--------|
| Children in Care | 7 | 6 | 7 | 5 | 3 | 3 | 4 | 5 | 6 | 16 | 36 | 3 | 5 |
| Caring for own child | 3 | 4 | 1 | 3 | 2 | 1 | 1 | 1 | 1 | 2 | 8 | 4 | 3 |
| Asylum seeker | 5 | 5 | 5 | 4 | 4 | 4 | 4 | 3 | 2 | 3 | 4 | 3 | 2 |
| Carer not own child | 1 | 1 | 0 | 0 | 0 | 0 | 0 | 0 | 0 | 1 | 1 | 1 | 1 |
| Substance Misuse | 3 | 4 | 4 | 6 | 1 | 0 | 0 | 1 | 3 | 5 | 11 | 1 | 1 |
| Care Leaver | 4 | 5 | 6 | 5 | 4 | 2 | 2 | 2 | 2 | 2 | 4 | 4 | 4 |
| Supervised by YOT | 3 | 1 | 2 | 2 | 1 | 1 | 1 | 2 | 1 | 4 | 8 | 3 | 3 |
| Pregnancy | 0 | 0 | 0 | 1 | 0 | 0 | 0 | 0 | 0 | 2 | 5 | 1 | 1 |
| Parent not caring for own child | 1 | 1 | 1 | 0 | 0 | 0 | 0 | 1 | 0 | 0 | 0 | 0 | 0 |
| SEND (16-18 year olds) | 8 | 6 | 12 | 11 | 5 | 3 | 3 | 4 | 4 | 14 | 72 | 9 | 9 |
| SEND (19-24 year olds) | 140 | 143 | 144 | 147 | 139 | 144 | 144 | 145 | 142 | 146 | 176 | 104 | 110 |
| Total not known with at least one vulnerable group | 25 | 27 | | 31 | | | | | | | | | |

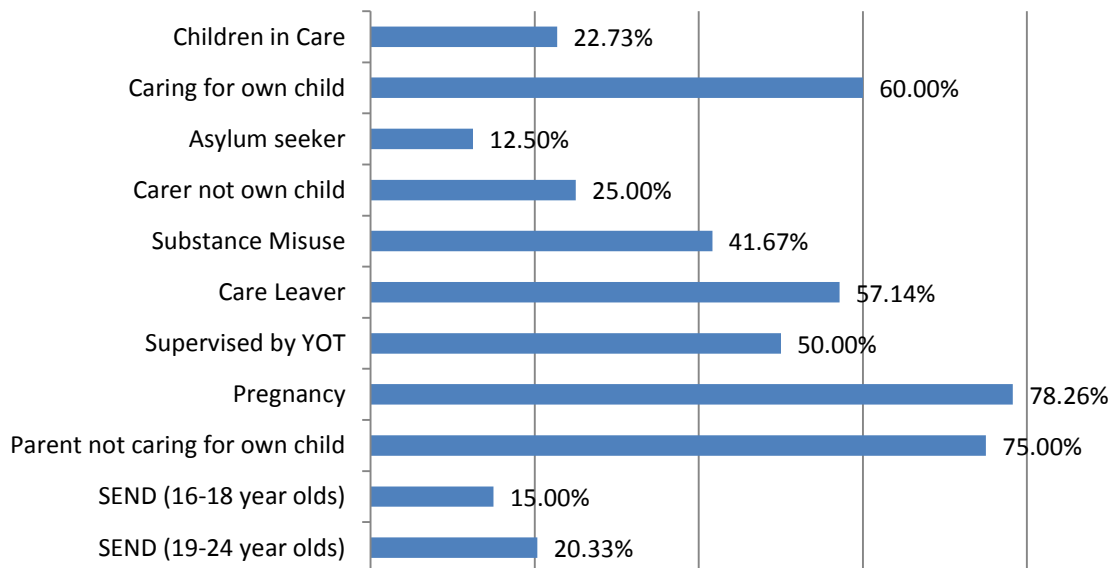
| 16-18 Year old NEET Leavers & Joiners | Aged 16 | Aged 17 | Aged 18 | 16-18 Total | Aged 19 |
|--|----------------|----------------|----------------|------------------------|----------------|
| Leaving NEET Total | 6 | 3 | 3 | 12 | 12 |
| Education | 0 | 0 | 0 | 0 | 0 |
| Employment | 2 | 2 | 2 | 6 | 0 |
| Government supported training | 4 | 1 | 1 | 6 | 0 |
| Re-engagement Provision | 0 | 0 | 0 | 0 | 0 |
| NEET in other area | 0 | 0 | 0 | 0 | 0 |
| Custodial Sentence | 0 | 0 | 0 | 0 | 0 |
| Moved Away | 0 | 0 | 0 | 0 | 12 |
| Cannot Be Contacted | 0 | 0 | 0 | 0 | 0 |
| Refused to disclose activity | 0 | 0 | 0 | 0 | 0 |
| Unknown Activity | 0 | 0 | 0 | 0 | 0 |
| Other Reason | 0 | 0 | 0 | 0 | 0 |
| Joining NEET Total | 9 | 9 | 0 | 18 | 1 |
| Education | 5 | 4 | 0 | 9 | 0 |
| Employment | 1 | 1 | 0 | 2 | 0 |
| Government supported training | 0 | 0 | 0 | 0 | 0 |
| Re-engagement Provision | 0 | 0 | 0 | 0 | 0 |
| NEET in other area | 0 | 0 | 0 | 0 | 0 |
| Other (inc custodial sentence) | 3 | 4 | 0 | 7 | 1 |
| Joiners>Leavers | -3 | -6 | 3 | -6 | 11 |

| 16-18 Year Old NEET Labour Market Summary | No | % |
|--|-----------|----------|
| Available: | | |
| Working not for reward | 4 | 2.17% |
| Not yet ready for work or learning | 15 | 8.15% |
| Start Date agreed | 2 | 1.09% |
| Seeking EET | 163 | 88.59% |
| Available Total | 184 | 100% |
| Unavailable: | | |
| Young carers | 1 | 1.72% |
| Teenage parents | 24 | 41.38% |
| Illness | 17 | 29.31% |
| Pregnancy | 12 | 20.69% |
| Religious grounds | 0 | 0.00% |
| Unlikely to be economically active | 4 | 6.90% |
| Other reason | 0 | 0.00% |
| Unavailable Total | 58 | 100% |

NEET Leavers and Joiners



% of Vulnerable Cohorts who are NEET



Education and Young People's Services Performance Management

NEET Monthly Report - Swale

| 16-18 year old cohort by Vulnerable Group | Jul-14 | Jun-14 | May-14 | Apr-14 | Mar-14 | Feb-14 | Jan-14 | Dec-13 | Nov-13 | Oct-13 | Sep-13 | Aug-13 | Jul-13 |
|---|--------|--------|--------|--------|--------|--------|--------|--------|--------|--------|--------|--------|--------|
| Children in Care | 90 | 86 | 84 | 83 | 83 | 83 | 83 | 83 | 83 | 85 | 79 | 78 | 81 |
| Caring for own child | 79 | 79 | 79 | 79 | 79 | 79 | 77 | 76 | 68 | 58 | 51 | 111 | 110 |
| Asylum seeker | 6 | 6 | 6 | 6 | 6 | 6 | 6 | 7 | 5 | 6 | 6 | 7 | 7 |
| Carer not own child | 9 | 9 | 9 | 9 | 9 | 9 | 9 | 10 | 10 | 10 | 10 | 15 | 15 |
| Substance Misuse | 6 | 6 | 6 | 6 | 6 | 6 | 6 | 6 | 6 | 6 | 6 | 3 | 3 |
| Care Leaver | 8 | 8 | 8 | 9 | 9 | 7 | 7 | 7 | 7 | 6 | 5 | 14 | 15 |
| Supervised by YOT | 20 | 21 | 21 | 21 | 22 | 20 | 19 | 26 | 25 | 26 | 30 | 19 | 20 |
| Pregnancy | 23 | 22 | 21 | 21 | 21 | 21 | 23 | 21 | 24 | 26 | 28 | 31 | 32 |
| Parent not caring for own child | 1 | 1 | 1 | 1 | 1 | 1 | 1 | 1 | 2 | 2 | 1 | 1 | 1 |
| SEND (16-18 year olds) | 251 | 235 | 234 | 232 | 230 | 229 | 228 | 231 | 227 | 233 | 216 | 227 | 231 |
| SEND (19-24 year olds) | 348 | 351 | 357 | 422 | 366 | 368 | 372 | 378 | 386 | 392 | 396 | 330 | 341 |
| Total 16-18 cohort with at least one vulnerable group | 441 | 420 | | 416 | | | | | | | | | |

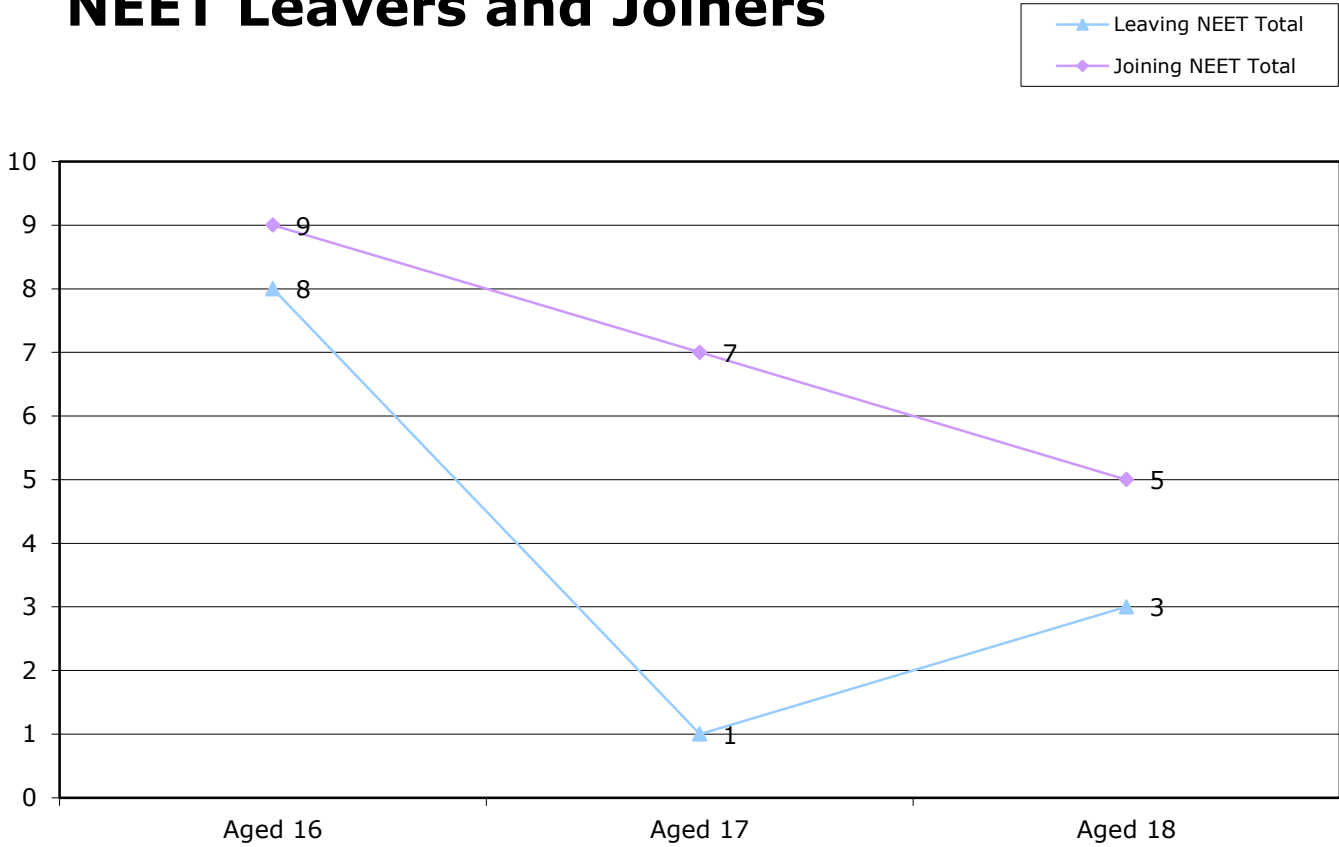
| 16-18 year old NEET by Vulnerable Group | Jul-14 | Jun-14 | May-14 | Apr-14 | Mar-14 | Feb-14 | Jan-14 | Dec-13 | Nov-13 | Oct-13 | Sep-13 | Aug-13 | Jul-13 |
|---|--------|--------|--------|--------|--------|--------|--------|--------|--------|--------|--------|--------|--------|
| Children in Care | 15 | 16 | 16 | 14 | 13 | 11 | 11 | 13 | 13 | 12 | 15 | 12 | 8 |
| Caring for own child | 60 | 60 | 60 | 60 | 59 | 59 | 59 | 58 | 49 | 40 | 35 | 76 | 75 |
| Asylum seeker | 1 | 1 | 1 | 1 | 1 | 0 | 0 | 1 | 0 | 0 | 1 | 0 | 0 |
| Carer not own child | 1 | 1 | 1 | 1 | 1 | 1 | 1 | 2 | 2 | 3 | 3 | 6 | 5 |
| Substance Misuse | 1 | 1 | 1 | 1 | 1 | 1 | 1 | 1 | 1 | 0 | 0 | 0 | 0 |
| Care Leaver | 3 | 3 | 3 | 4 | 4 | 3 | 3 | 2 | 2 | 2 | 0 | 5 | 5 |
| Supervised by YOT | 5 | 7 | 7 | 7 | 7 | 6 | 6 | 10 | 9 | 8 | 8 | 5 | 4 |
| Pregnancy | 14 | 12 | 11 | 11 | 11 | 11 | 13 | 11 | 11 | 12 | 15 | 18 | 19 |
| Parent not caring for own child | 0 | 0 | 0 | 0 | 0 | 0 | 0 | 0 | 0 | 0 | 0 | 0 | 0 |
| SEND (16-18 year olds) | 47 | 39 | 37 | 37 | 36 | 37 | 35 | 30 | 29 | 26 | 24 | 35 | 30 |
| SEND (19-24 year olds) | 94 | 95 | 95 | 108 | 97 | 98 | 99 | 99 | 101 | 104 | 109 | 97 | 101 |
| Total 16-18 NEET with at least one vulnerable group | 132 | 124 | | 120 | | | | | | | | | |

| 16-18 year old Not Knowns by Vulnerable Group | Jul-14 | Jun-14 | May-14 | Apr-14 | Mar-14 | Feb-14 | Jan-14 | Dec-13 | Nov-13 | Oct-13 | Sep-13 | Aug-13 | Jul-13 |
|--|--------|--------|--------|--------|--------|--------|--------|--------|--------|--------|--------|--------|--------|
| Children in Care | 7 | 8 | 5 | 3 | 1 | 1 | 1 | 3 | 7 | 21 | 49 | 8 | 8 |
| Caring for own child | 9 | 12 | 10 | 6 | 6 | 5 | 4 | 4 | 5 | 7 | 7 | 17 | 18 |
| Asylum seeker | 0 | 0 | 0 | 0 | 0 | 0 | 0 | 1 | 1 | 2 | 5 | 1 | 1 |
| Carer not own child | 2 | 2 | 2 | 2 | 2 | 2 | 1 | 1 | 1 | 2 | 6 | 0 | 0 |
| Substance Misuse | 1 | 1 | 1 | 1 | 0 | 0 | 0 | 0 | 1 | 2 | 5 | 0 | 0 |
| Care Leaver | 2 | 2 | 2 | 2 | 1 | 1 | 1 | 1 | 2 | 2 | 4 | 4 | 3 |
| Supervised by YOT | 3 | 3 | 1 | 1 | 0 | 1 | 0 | 0 | 0 | 2 | 10 | 0 | 0 |
| Pregnancy | 3 | 4 | 3 | 3 | 2 | 1 | 1 | 2 | 5 | 6 | 7 | 2 | 2 |
| Parent not caring for own child | 0 | 0 | 0 | 0 | 0 | 0 | 0 | 0 | 0 | 0 | 0 | 0 | 0 |
| SEND (16-18 year olds) | 20 | 16 | 17 | 15 | 12 | 7 | 5 | 10 | 13 | 42 | 121 | 23 | 17 |
| SEND (19-24 year olds) | 195 | 201 | 216 | 226 | 220 | 221 | 222 | 217 | 217 | 214 | 237 | 149 | 148 |
| Total not known with at least one vulnerable group | 41 | 44 | | 31 | | | | | | | | | |

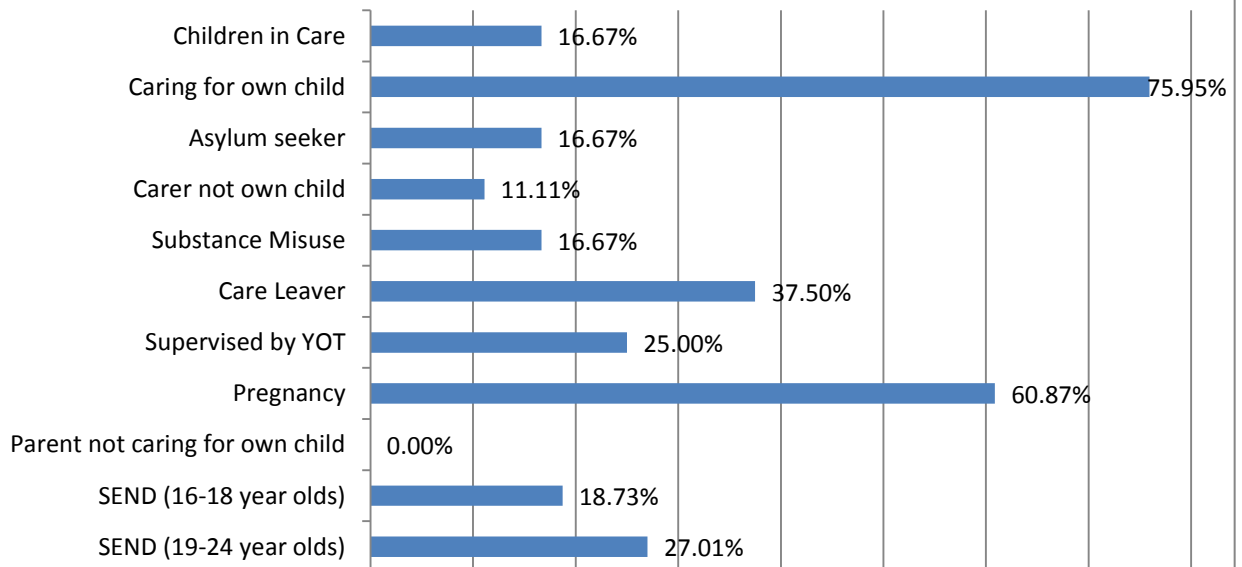
| 16-18 Year old NEET Leavers & Joiners | Aged 16 | Aged 17 | Aged 18 | 16-18 Total | Aged 19 |
|--|----------------|----------------|----------------|------------------------|----------------|
| Leaving NEET Total | 8 | 1 | 3 | 12 | 9 |
| Education | 0 | 0 | 0 | 0 | 0 |
| Employment | 5 | 1 | 2 | 8 | 0 |
| Government supported training | 2 | 0 | 1 | 3 | 0 |
| Re-engagement Provision | 0 | 0 | 0 | 0 | 0 |
| NEET in other area | 0 | 0 | 0 | 0 | 0 |
| Custodial Sentence | 0 | 0 | 0 | 0 | 0 |
| Moved Away | 0 | 0 | 0 | 0 | 9 |
| Cannot Be Contacted | 0 | 0 | 0 | 0 | 0 |
| Refused to disclose activity | 0 | 0 | 0 | 0 | 0 |
| Unknown Activity | 0 | 0 | 0 | 0 | 0 |
| Other Reason | 1 | 0 | 0 | 1 | 0 |
| Joining NEET Total | 9 | 7 | 5 | 21 | 1 |
| Education | 8 | 3 | 3 | 14 | 0 |
| Employment | 1 | 2 | 0 | 3 | 0 |
| Government supported training | 0 | 1 | 0 | 1 | 0 |
| Re-engagement Provision | 0 | 0 | 0 | 0 | 0 |
| NEET in other area | 0 | 0 | 0 | 0 | 0 |
| Other (inc custodial sentence) | 0 | 1 | 2 | 3 | 1 |
| Joiners>Leavers | -1 | -6 | -2 | -9 | 8 |

| 16-18 Year Old NEET Labour Market Summary | No | % |
|--|-----------|----------|
| Available: | | |
| Working not for reward | 4 | 1.60% |
| Not yet ready for work or learning | 18 | 7.20% |
| Start Date agreed | 5 | 2.00% |
| Seeking EET | 223 | 89.20% |
| Available Total | 250 | 100% |
| Unavailable: | | |
| Young carers | 1 | 0.99% |
| Teenage parents | 54 | 53.47% |
| Illness | 37 | 36.63% |
| Pregnancy | 7 | 6.93% |
| Religious grounds | 0 | 0.00% |
| Unlikely to be economically active | 2 | 1.98% |
| Other reason | 0 | 0.00% |
| Unavailable Total | 101 | 100% |

NEET Leavers and Joiners



% of Vulnerable Cohorts who are NEET



Education and Young People's Services Performance Management

NEET Monthly Report - Thanet

| 16-18 year old cohort by Vulnerable Group | Jul-14 | Jun-14 | May-14 | Apr-14 | Mar-14 | Feb-14 | Jan-14 | Dec-13 | Nov-13 | Oct-13 | Sep-13 | Aug-13 | Jul-13 |
|---|--------|--------|--------|--------|--------|--------|--------|--------|--------|--------|--------|--------|--------|
| Children in Care | 155 | 152 | 151 | 151 | 150 | 150 | 152 | 154 | 156 | 159 | 166 | 170 | 171 |
| Caring for own child | 80 | 79 | 79 | 79 | 78 | 75 | 74 | 71 | 67 | 60 | 55 | 124 | 119 |
| Asylum seeker | 5 | 5 | 5 | 5 | 5 | 5 | 5 | 6 | 7 | 9 | 10 | 16 | 16 |
| Carer not own child | 9 | 8 | 8 | 8 | 8 | 8 | 8 | 7 | 7 | 7 | 7 | 17 | 17 |
| Substance Misuse | 18 | 19 | 20 | 20 | 20 | 20 | 18 | 19 | 19 | 20 | 22 | 31 | 31 |
| Care Leaver | 10 | 10 | 11 | 11 | 11 | 11 | 10 | 10 | 10 | 11 | 10 | 31 | 33 |
| Supervised by YOT | 26 | 25 | 31 | 31 | 31 | 30 | 29 | 64 | 67 | 69 | 72 | 65 | 65 |
| Pregnancy | 36 | 33 | 34 | 31 | 32 | 33 | 33 | 33 | 34 | 32 | 24 | 29 | 31 |
| Parent not caring for own child | 3 | 3 | 3 | 3 | 3 | 3 | 2 | 2 | 2 | 2 | 2 | 8 | 8 |
| SEND (16-18 year olds) | 307 | 263 | 266 | 270 | 274 | 275 | 277 | 278 | 275 | 279 | 292 | 275 | 276 |
| SEND (19-24 year olds) | 381 | 390 | 398 | 460 | 416 | 427 | 431 | 438 | 445 | 450 | 455 | 360 | 367 |
| Total 16-18 cohort with at least one vulnerable group | 543 | 509 | | 515 | | | | | | | | | |

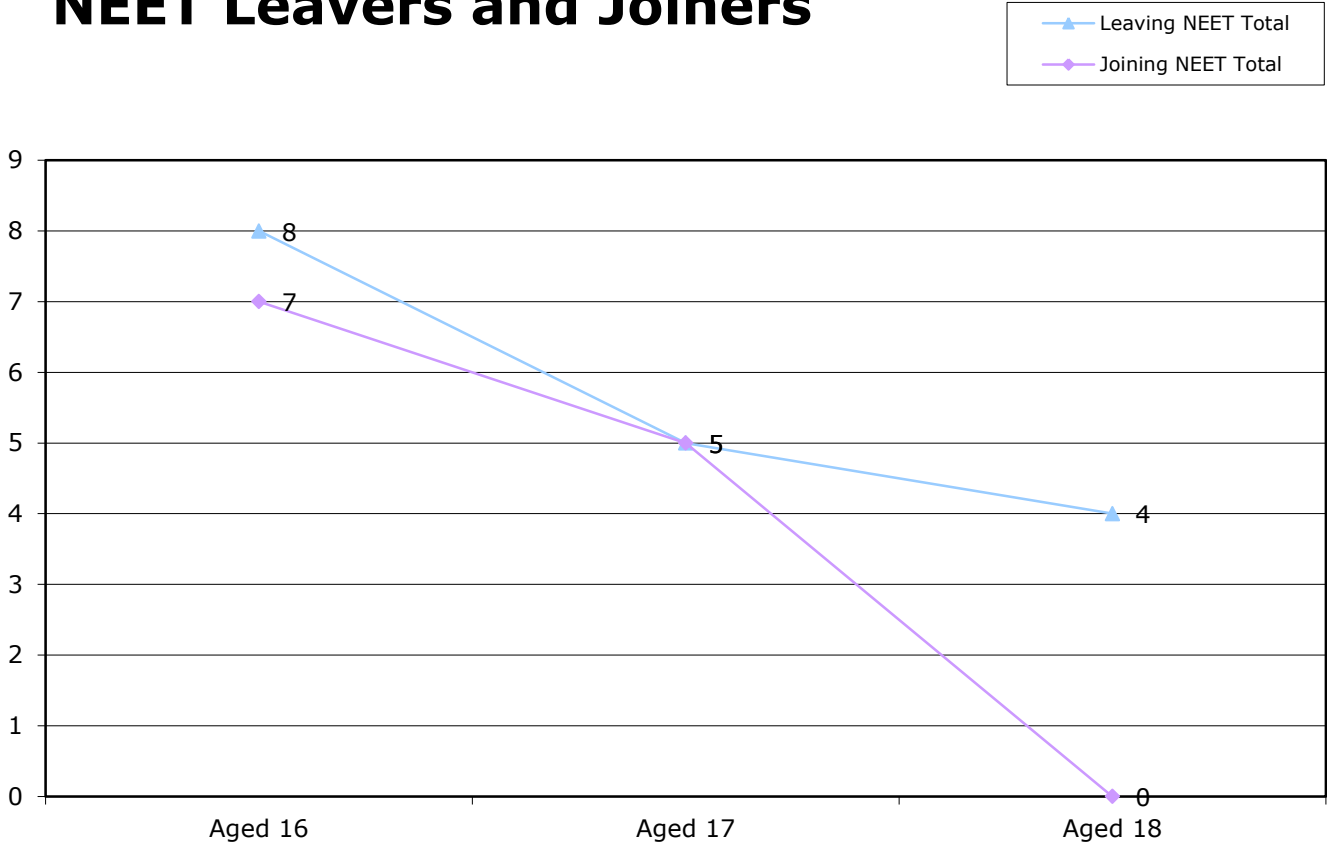
| 16-18 year old NEET by Vulnerable Group | Jul-14 | Jun-14 | May-14 | Apr-14 | Mar-14 | Feb-14 | Jan-14 | Dec-13 | Nov-13 | Oct-13 | Sep-13 | Aug-13 | Jul-13 |
|---|--------|--------|--------|--------|--------|--------|--------|--------|--------|--------|--------|--------|--------|
| Children in Care | 41 | 40 | 43 | 46 | 46 | 43 | 42 | 41 | 38 | 36 | 36 | 54 | 48 |
| Caring for own child | 58 | 58 | 58 | 58 | 58 | 55 | 59 | 56 | 50 | 41 | 36 | 84 | 78 |
| Asylum seeker | 0 | 0 | 0 | 0 | 0 | 0 | 0 | 0 | 1 | 1 | 1 | 0 | 0 |
| Carer not own child | 5 | 4 | 4 | 4 | 4 | 4 | 2 | 1 | 1 | 1 | 1 | 6 | 7 |
| Substance Misuse | 7 | 7 | 7 | 7 | 7 | 7 | 5 | 4 | 3 | 3 | 5 | 7 | 6 |
| Care Leaver | 7 | 7 | 8 | 8 | 8 | 8 | 6 | 6 | 6 | 7 | 5 | 18 | 19 |
| Supervised by YOT | 13 | 13 | 14 | 15 | 15 | 14 | 11 | 20 | 17 | 19 | 23 | 24 | 22 |
| Pregnancy | 24 | 22 | 23 | 20 | 21 | 22 | 22 | 22 | 24 | 23 | 14 | 17 | 18 |
| Parent not caring for own child | 1 | 1 | 1 | 1 | 1 | 1 | 0 | 0 | 0 | 0 | 0 | 4 | 4 |
| SEND (16-18 year olds) | 47 | 36 | 38 | 41 | 44 | 45 | 44 | 38 | 38 | 34 | 29 | 56 | 47 |
| SEND (19-24 year olds) | 109 | 113 | 114 | 124 | 116 | 120 | 122 | 121 | 121 | 117 | 121 | 98 | 101 |
| Total 16-18 NEET with at least one vulnerable group | 163 | 154 | | 161 | | | | | | | | | |

| 16-18 year old Not Knowns by Vulnerable Group | Jul-14 | Jun-14 | May-14 | Apr-14 | Mar-14 | Feb-14 | Jan-14 | Dec-13 | Nov-13 | Oct-13 | Sep-13 | Aug-13 | Jul-13 |
|--|--------|--------|--------|--------|--------|--------|--------|--------|--------|--------|--------|--------|--------|
| Children in Care | 19 | 19 | 13 | 14 | 6 | 6 | 7 | 14 | 24 | 41 | 103 | 9 | 9 |
| Caring for own child | 5 | 5 | 3 | 5 | 2 | 2 | 2 | 3 | 5 | 5 | 9 | 18 | 15 |
| Asylum seeker | 2 | 2 | 2 | 1 | 1 | 1 | 1 | 3 | 4 | 6 | 9 | 3 | 3 |
| Carer not own child | 0 | 0 | 0 | 0 | 0 | 0 | 0 | 0 | 0 | 0 | 3 | 3 | 2 |
| Substance Misuse | 7 | 7 | 5 | 4 | 3 | 3 | 3 | 7 | 7 | 8 | 11 | 10 | 8 |
| Care Leaver | 0 | 0 | 0 | 0 | 0 | 0 | 0 | 0 | 0 | 0 | 2 | 6 | 7 |
| Supervised by YOT | 4 | 3 | 3 | 3 | 1 | 1 | 1 | 2 | 6 | 9 | 27 | 9 | 7 |
| Pregnancy | 2 | 2 | 2 | 2 | 2 | 2 | 2 | 3 | 2 | 3 | 7 | 4 | 4 |
| Parent not caring for own child | 1 | 1 | 1 | 2 | 1 | 1 | 1 | 1 | 1 | 1 | 2 | 0 | 0 |
| SEND (16-18 year olds) | 21 | 20 | 14 | 18 | 9 | 8 | 8 | 14 | 31 | 62 | 213 | 19 | 20 |
| SEND (19-24 year olds) | 205 | 211 | 214 | 222 | 219 | 225 | 227 | 231 | 245 | 277 | 317 | 219 | 220 |
| Total not known with at least one vulnerable group | 49 | 48 | | 42 | | | | | | | | | |

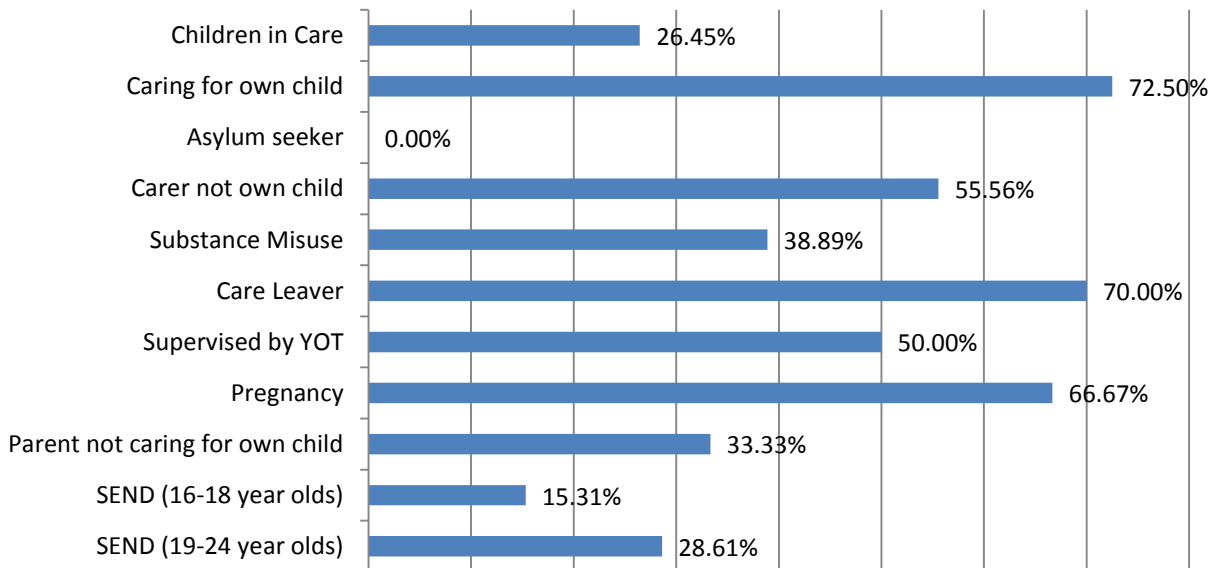
| 16-18 Year old NEET Leavers & Joiners | Aged 16 | Aged 17 | Aged 18 | 16-18 Total | Aged 19 |
|--|----------------|----------------|----------------|------------------------|----------------|
| Leaving NEET Total | 8 | 5 | 4 | 17 | 12 |
| Education | 0 | 0 | 1 | 1 | 0 |
| Employment | 2 | 1 | 3 | 6 | 1 |
| Government supported training | 6 | 4 | 0 | 10 | 0 |
| Re-engagement Provision | 0 | 0 | 0 | 0 | 0 |
| NEET in other area | 0 | 0 | 0 | 0 | 0 |
| Custodial Sentence | 0 | 0 | 0 | 0 | 0 |
| Moved Away | 0 | 0 | 0 | 0 | 11 |
| Cannot Be Contacted | 0 | 0 | 0 | 0 | 0 |
| Refused to disclose activity | 0 | 0 | 0 | 0 | 0 |
| Unknown Activity | 0 | 0 | 0 | 0 | 0 |
| Other Reason | 0 | 0 | 0 | 0 | 0 |
| Joining NEET Total | 7 | 5 | 0 | 12 | 0 |
| Education | 4 | 0 | 0 | 4 | 0 |
| Employment | 0 | 2 | 0 | 2 | 0 |
| Government supported training | 0 | 0 | 0 | 0 | 0 |
| Re-engagement Provision | 0 | 0 | 0 | 0 | 0 |
| NEET in other area | 0 | 0 | 0 | 0 | 0 |
| Other (inc custodial sentence) | 3 | 3 | 0 | 6 | 0 |
| Joiners>Leavers | 1 | 0 | 4 | 5 | 12 |

| 16-18 Year Old NEET Labour Market Summary | No | % |
|--|-----------|----------|
| Available: | | |
| Working not for reward | 7 | 2.51% |
| Not yet ready for work or learning | 18 | 6.45% |
| Start Date agreed | 1 | 0.36% |
| Seeking EET | 253 | 90.68% |
| Available Total | 279 | 100% |
| Unavailable: | | |
| Young carers | 2 | 2.20% |
| Teenage parents | 51 | 56.04% |
| Illness | 26 | 28.57% |
| Pregnancy | 11 | 12.09% |
| Religious grounds | 0 | 0.00% |
| Unlikely to be economically active | 1 | 1.10% |
| Other reason | 0 | 0.00% |
| Unavailable Total | 91 | 100% |

NEET Leavers and Joiners



% of Vulnerable Cohorts who are NEET



Education and Young People's Services Performance Management
NEET Monthly Report - Tonbridge & Malling

| 16-18 year old cohort by Vulnerable Group | Jul-14 | Jun-14 | May-14 | Apr-14 | Mar-14 | Feb-14 | Jan-14 | Dec-13 | Nov-13 | Oct-13 | Sep-13 | Aug-13 | Jul-13 |
|---|---------------|---------------|---------------|---------------|---------------|---------------|---------------|---------------|---------------|---------------|---------------|---------------|---------------|
| Children in Care | 26 | 24 | 23 | 23 | 23 | 24 | 26 | 27 | 28 | 25 | 23 | 12 | 12 |
| Caring for own child | 35 | 35 | 35 | 34 | 34 | 32 | 31 | 28 | 25 | 24 | 23 | 49 | 49 |
| Asylum seeker | 1 | 1 | 1 | 1 | 1 | 1 | 1 | 1 | 1 | 1 | 1 | 2 | 2 |
| Carer not own child | 10 | 10 | 10 | 10 | 10 | 10 | 10 | 10 | 8 | 6 | 7 | 5 | 5 |
| Substance Misuse | 9 | 10 | 10 | 10 | 10 | 10 | 10 | 10 | 11 | 12 | 11 | 7 | 8 |
| Care Leaver | 1 | 1 | 1 | 1 | 1 | 1 | 1 | 1 | 1 | 1 | 1 | 3 | 3 |
| Supervised by YOT | 10 | 9 | 10 | 10 | 10 | 11 | 12 | 18 | 17 | 19 | 19 | 19 | 19 |
| Pregnancy | 12 | 11 | 10 | 11 | 11 | 14 | 11 | 12 | 11 | 7 | 6 | 4 | 3 |
| Parent not caring for own child | 2 | 2 | 2 | 2 | 2 | 2 | 2 | 2 | 2 | 2 | 2 | 2 | 2 |
| SEND (16-18 year olds) | 156 | 140 | 140 | 142 | 142 | 142 | 144 | 145 | 146 | 147 | 145 | 141 | 141 |
| SEND (19-24 year olds) | 229 | 232 | 237 | 272 | 245 | 247 | 247 | 251 | 255 | 257 | 260 | 211 | 215 |
| Total 16-18 cohort with at least one vulnerable group | 238 | 222 | | 223 | | | | | | | | | |

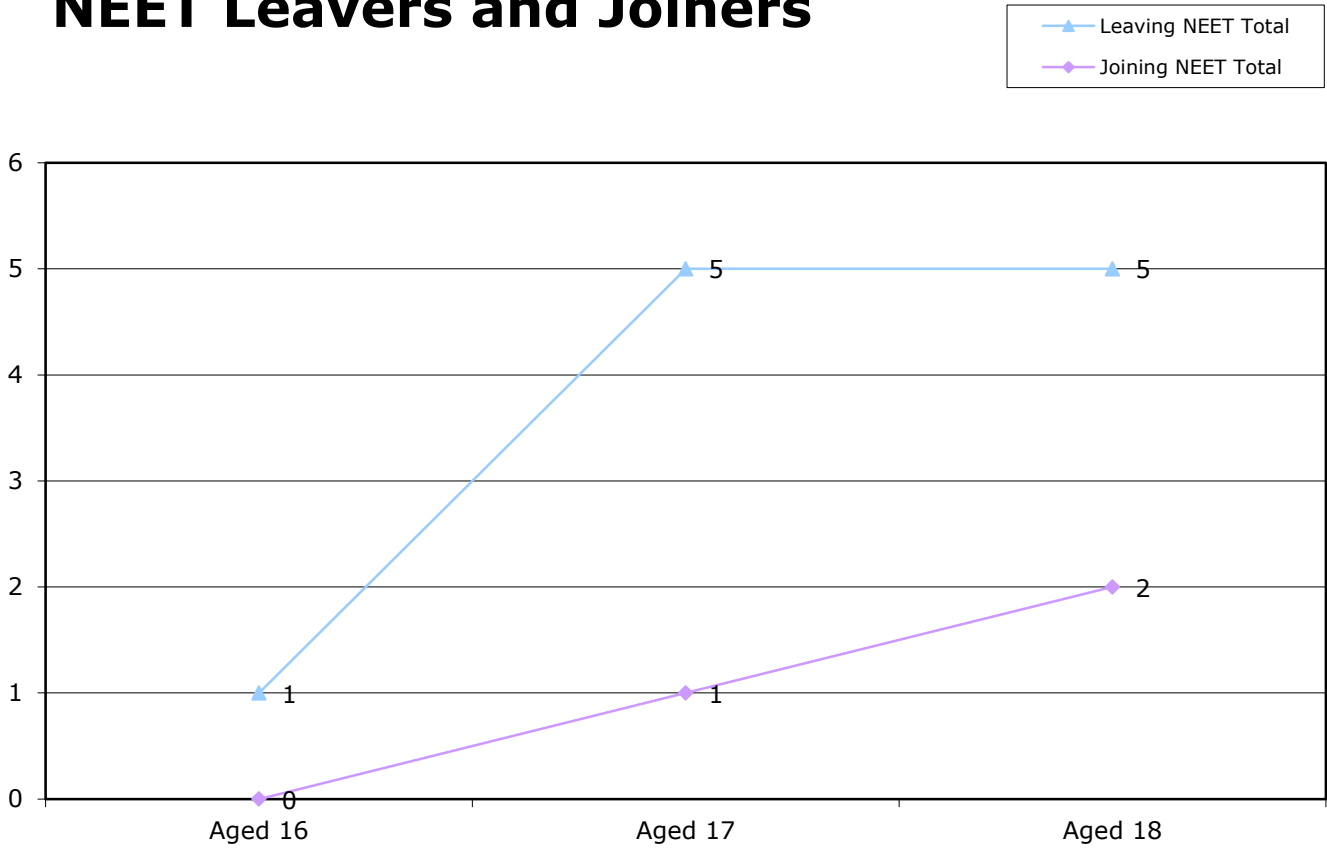
| 16-18 year old NEET by Vulnerable Group | Jul-14 | Jun-14 | May-14 | Apr-14 | Mar-14 | Feb-14 | Jan-14 | Dec-13 | Nov-13 | Oct-13 | Sep-13 | Aug-13 | Jul-13 |
|---|---------------|---------------|---------------|---------------|---------------|---------------|---------------|---------------|---------------|---------------|---------------|---------------|---------------|
| Children in Care | 3 | 4 | 3 | 3 | 3 | 4 | 4 | 3 | 5 | 2 | 2 | 2 | 1 |
| Caring for own child | 26 | 26 | 26 | 25 | 25 | 23 | 24 | 21 | 18 | 18 | 17 | 33 | 33 |
| Asylum seeker | 1 | 1 | 1 | 1 | 1 | 1 | 1 | 1 | 1 | 0 | 0 | 0 | 0 |
| Carer not own child | 2 | 2 | 2 | 2 | 2 | 2 | 2 | 3 | 1 | 1 | 1 | 1 | 1 |
| Substance Misuse | 1 | 2 | 2 | 2 | 3 | 3 | 3 | 3 | 3 | 3 | 3 | 3 | 3 |
| Care Leaver | 1 | 1 | 1 | 1 | 1 | 1 | 1 | 1 | 1 | 1 | 1 | 1 | 1 |
| Supervised by YOT | 4 | 4 | 5 | 5 | 5 | 4 | 4 | 5 | 3 | 3 | 3 | 2 | 3 |
| Pregnancy | 9 | 8 | 7 | 7 | 7 | 10 | 8 | 9 | 7 | 5 | 4 | 3 | 2 |
| Parent not caring for own child | 2 | 2 | 2 | 2 | 2 | 2 | 2 | 2 | 2 | 2 | 2 | 2 | 2 |
| SEND (16-18 year olds) | 15 | 12 | 12 | 12 | 12 | 12 | 12 | 11 | 13 | 10 | 11 | 16 | 15 |
| SEND (19-24 year olds) | 46 | 47 | 49 | 51 | 50 | 50 | 51 | 52 | 52 | 50 | 57 | 48 | 47 |
| Total 16-18 NEET with at least one vulnerable group | 57 | 56 | | 54 | | | | | | | | | |

| 16-18 year old Not Knowns by Vulnerable Group | Jul-14 | Jun-14 | May-14 | Apr-14 | Mar-14 | Feb-14 | Jan-14 | Dec-13 | Nov-13 | Oct-13 | Sep-13 | Aug-13 | Jul-13 |
|--|---------------|---------------|---------------|---------------|---------------|---------------|---------------|---------------|---------------|---------------|---------------|---------------|---------------|
| Children in Care | 5 | 5 | 4 | 4 | 4 | 4 | 4 | 5 | 7 | 10 | 19 | 2 | 2 |
| Caring for own child | 3 | 3 | 3 | 3 | 3 | 1 | 1 | 1 | 1 | 1 | 1 | 4 | 4 |
| Asylum seeker | 0 | 0 | 0 | 0 | 0 | 0 | 0 | 0 | 0 | 1 | 1 | 0 | 0 |
| Carer not own child | 0 | 0 | 0 | 0 | 0 | 0 | 1 | 1 | 2 | 2 | 5 | 0 | 0 |
| Substance Misuse | 2 | 2 | 2 | 1 | 1 | 1 | 1 | 1 | 1 | 1 | 6 | 1 | 1 |
| Care Leaver | 0 | 0 | 0 | 0 | 0 | 0 | 0 | 0 | 0 | 0 | 0 | 1 | 1 |
| Supervised by YOT | 2 | 2 | 2 | 0 | 0 | 0 | 0 | 5 | 5 | 8 | 10 | 4 | 4 |
| Pregnancy | 1 | 1 | 1 | 1 | 1 | 1 | 1 | 0 | 0 | 1 | 2 | 0 | 0 |
| Parent not caring for own child | 0 | 0 | 0 | 0 | 0 | 0 | 0 | 0 | 0 | 0 | 0 | 0 | 0 |
| SEND (16-18 year olds) | 27 | 27 | 25 | 30 | 21 | 23 | 27 | 26 | 33 | 46 | 117 | 10 | 11 |
| SEND (19-24 year olds) | 153 | 155 | 158 | 184 | 165 | 166 | 166 | 167 | 169 | 173 | 190 | 124 | 121 |
| Total not known with at least one vulnerable group | 33 | 35 | | 35 | | | | | | | | | |

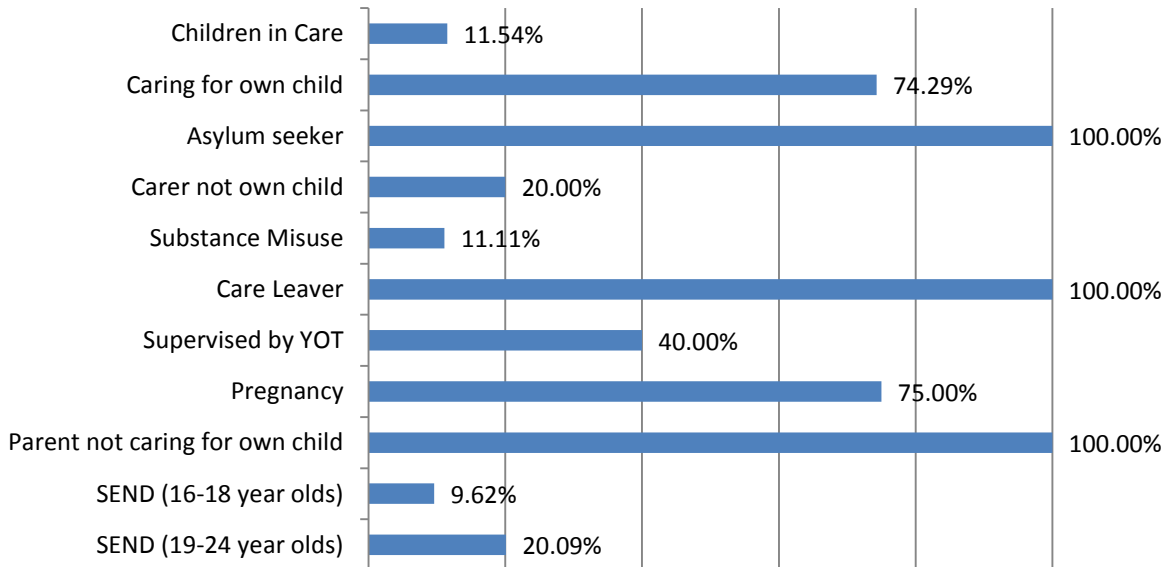
| 16-18 Year old NEET Leavers & Joiners | Aged 16 | Aged 17 | Aged 18 | 16-18 Total | Aged 19 |
|--|----------------|----------------|----------------|------------------------|----------------|
| Leaving NEET Total | 1 | 5 | 5 | 11 | 5 |
| Education | 0 | 0 | 0 | 0 | 0 |
| Employment | 1 | 5 | 5 | 11 | 0 |
| Government supported training | 0 | 0 | 0 | 0 | 0 |
| Re-engagement Provision | 0 | 0 | 0 | 0 | 0 |
| NEET in other area | 0 | 0 | 0 | 0 | 0 |
| Custodial Sentence | 0 | 0 | 0 | 0 | 0 |
| Moved Away | 0 | 0 | 0 | 0 | 5 |
| Cannot Be Contacted | 0 | 0 | 0 | 0 | 0 |
| Refused to disclose activity | 0 | 0 | 0 | 0 | 0 |
| Unknown Activity | 0 | 0 | 0 | 0 | 0 |
| Other Reason | 0 | 0 | 0 | 0 | 0 |
| Joining NEET Total | 0 | 1 | 2 | 3 | 0 |
| Education | 0 | 0 | 0 | 0 | 0 |
| Employment | 0 | 0 | 0 | 0 | 0 |
| Government supported training | 0 | 0 | 0 | 0 | 0 |
| Re-engagement Provision | 0 | 0 | 0 | 0 | 0 |
| NEET in other area | 0 | 0 | 0 | 0 | 0 |
| Other (inc custodial sentence) | 0 | 1 | 2 | 3 | 0 |
| Joiners>Leavers | 1 | 4 | 3 | 8 | 5 |

| 16-18 Year Old NEET Labour Market Summary | No | % |
|--|-----------|----------|
| Available: | | |
| Working not for reward | 2 | 1.74% |
| Not yet ready for work or learning | 11 | 9.57% |
| Start Date agreed | 2 | 1.74% |
| Seeking EET | 100 | 86.96% |
| Available Total | 115 | 100% |
| Unavailable: | | |
| Young carers | 0 | 0.00% |
| Teenage parents | 24 | 54.55% |
| Illness | 13 | 29.55% |
| Pregnancy | 5 | 11.36% |
| Religious grounds | 0 | 0.00% |
| Unlikely to be economically active | 2 | 4.55% |
| Other reason | 0 | 0.00% |
| Unavailable Total | 44 | 100% |

NEET Leavers and Joiners



% of Vulnerable Cohorts who are NEET



Education and Young People's Services Performance Management

NEET Monthly Report - Tunbridge Wells

| 16-18 year old cohort by Vulnerable Group | Jul-14 | Jun-14 | May-14 | Apr-14 | Mar-14 | Feb-14 | Jan-14 | Dec-13 | Nov-13 | Oct-13 | Sep-13 | Aug-13 | Jul-13 |
|---|--------|--------|--------|--------|--------|--------|--------|--------|--------|--------|--------|--------|--------|
| Children in Care | 23 | 22 | 22 | 22 | 22 | 22 | 21 | 21 | 20 | 21 | 22 | 27 | 26 |
| Caring for own child | 30 | 30 | 30 | 30 | 29 | 25 | 25 | 25 | 24 | 24 | 21 | 38 | 36 |
| Asylum seeker | 5 | 5 | 5 | 5 | 5 | 5 | 5 | 5 | 6 | 6 | 6 | 14 | 14 |
| Carer not own child | 4 | 4 | 5 | 5 | 5 | 5 | 5 | 5 | 5 | 5 | 5 | 4 | 4 |
| Substance Misuse | 7 | 7 | 7 | 7 | 7 | 8 | 8 | 8 | 8 | 12 | 13 | 10 | 9 |
| Care Leaver | 1 | 1 | 1 | 0 | 0 | 0 | 0 | 0 | 0 | 0 | 0 | 0 | 0 |
| Supervised by YOT | 6 | 6 | 6 | 8 | 8 | 8 | 7 | 10 | 10 | 10 | 11 | 10 | 8 |
| Pregnancy | 12 | 11 | 11 | 11 | 11 | 14 | 13 | 13 | 11 | 11 | 5 | 7 | 8 |
| Parent not caring for own child | 2 | 2 | 2 | 2 | 2 | 1 | 1 | 1 | 1 | 1 | 1 | 0 | 0 |
| SEND (16-18 year olds) | 149 | 139 | 141 | 143 | 143 | 143 | 144 | 144 | 142 | 141 | 146 | 134 | 135 |
| SEND (19-24 year olds) | 188 | 189 | 191 | 224 | 197 | 199 | 202 | 205 | 207 | 212 | 216 | 173 | 179 |
| Total 16-18 cohort with at least one vulnerable group | 214 | 204 | | 208 | | | | | | | | | |

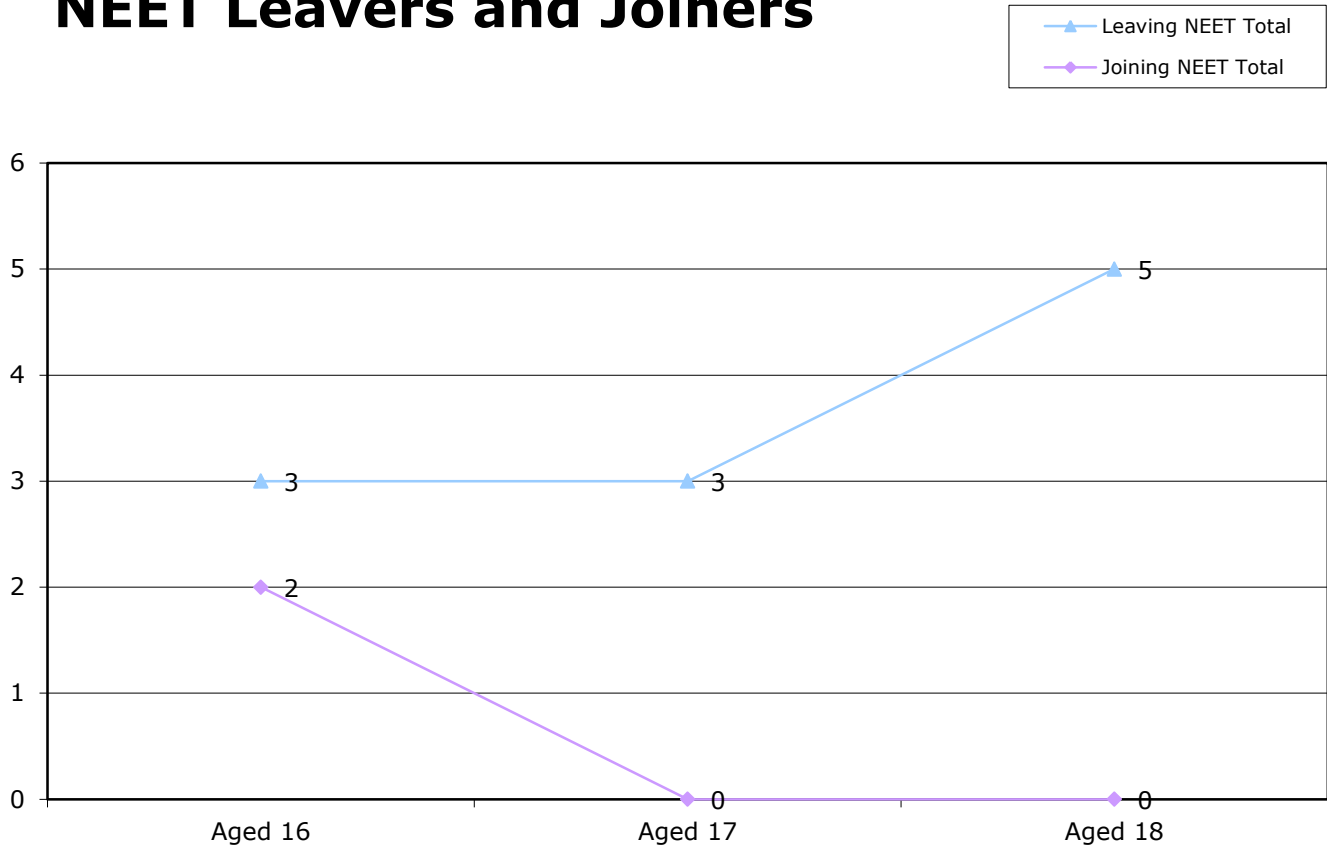
| 16-18 year old NEET by Vulnerable Group | Jul-14 | Jun-14 | May-14 | Apr-14 | Mar-14 | Feb-14 | Jan-14 | Dec-13 | Nov-13 | Oct-13 | Sep-13 | Aug-13 | Jul-13 |
|---|--------|--------|--------|--------|--------|--------|--------|--------|--------|--------|--------|--------|--------|
| Children in Care | 4 | 6 | 6 | 6 | 5 | 5 | 5 | 4 | 3 | 2 | 3 | 5 | 4 |
| Caring for own child | 21 | 22 | 23 | 23 | 22 | 19 | 19 | 19 | 19 | 17 | 14 | 28 | 25 |
| Asylum seeker | 0 | 0 | 0 | 0 | 0 | 0 | 0 | 0 | 0 | 0 | 0 | 1 | 1 |
| Carer not own child | 0 | 0 | 0 | 0 | 0 | 0 | 0 | 0 | 0 | 0 | 0 | 1 | 1 |
| Substance Misuse | 1 | 2 | 2 | 2 | 1 | 3 | 4 | 3 | 3 | 2 | 1 | 3 | 2 |
| Care Leaver | 1 | 1 | 1 | 0 | 0 | 0 | 0 | 0 | 0 | 0 | 0 | 0 | 0 |
| Supervised by YOT | 2 | 3 | 3 | 2 | 2 | 2 | 3 | 3 | 3 | 2 | 3 | 5 | 4 |
| Pregnancy | 6 | 5 | 5 | 5 | 5 | 7 | 7 | 8 | 6 | 7 | 4 | 3 | 4 |
| Parent not caring for own child | 0 | 1 | 1 | 1 | 0 | 0 | 0 | 0 | 0 | 0 | 0 | 0 | 0 |
| SEND (16-18 year olds) | 12 | 9 | 11 | 12 | 12 | 13 | 12 | 15 | 11 | 12 | 13 | 19 | 18 |
| SEND (19-24 year olds) | 23 | 22 | 23 | 28 | 24 | 24 | 25 | 26 | 26 | 27 | 27 | 21 | 20 |
| Total 16-18 NEET with at least one vulnerable group | 41 | 41 | | 42 | | | | | | | | | |

| 16-18 year old Not Knowns by Vulnerable Group | Jul-14 | Jun-14 | May-14 | Apr-14 | Mar-14 | Feb-14 | Jan-14 | Dec-13 | Nov-13 | Oct-13 | Sep-13 | Aug-13 | Jul-13 |
|--|--------|--------|--------|--------|--------|--------|--------|--------|--------|--------|--------|--------|--------|
| Children in Care | 2 | 2 | 2 | 2 | 0 | 0 | 0 | 1 | 2 | 8 | 13 | 4 | 4 |
| Caring for own child | 1 | 1 | 2 | 3 | 2 | 2 | 1 | 1 | 1 | 2 | 5 | 1 | 4 |
| Asylum seeker | 1 | 1 | 1 | 1 | 0 | 0 | 0 | 0 | 0 | 3 | 5 | 3 | 4 |
| Carer not own child | 0 | 1 | 2 | 1 | 0 | 0 | 0 | 0 | 0 | 0 | 3 | 0 | 0 |
| Substance Misuse | 0 | 0 | 0 | 0 | 0 | 0 | 0 | 1 | 1 | 6 | 8 | 3 | 3 |
| Care Leaver | 0 | 0 | 0 | 0 | 0 | 0 | 0 | 0 | 0 | 0 | 0 | 0 | 0 |
| Supervised by YOT | 1 | 1 | 1 | 1 | 1 | 0 | 0 | 1 | 1 | 2 | 4 | 0 | 0 |
| Pregnancy | 0 | 2 | 2 | 2 | 1 | 0 | 0 | 0 | 0 | 0 | 0 | 3 | 2 |
| Parent not caring for own child | 0 | 0 | 0 | 0 | 0 | 0 | 0 | 0 | 0 | 0 | 1 | 0 | 0 |
| SEND (16-18 year olds) | 16 | 14 | 12 | 16 | 6 | 3 | 2 | 2 | 8 | 27 | 89 | 20 | 14 |
| SEND (19-24 year olds) | 127 | 131 | 130 | 141 | 128 | 125 | 125 | 125 | 113 | 125 | 146 | 97 | 92 |
| Total not known with at least one vulnerable group | 18 | 19 | | 23 | | | | | | | | | |

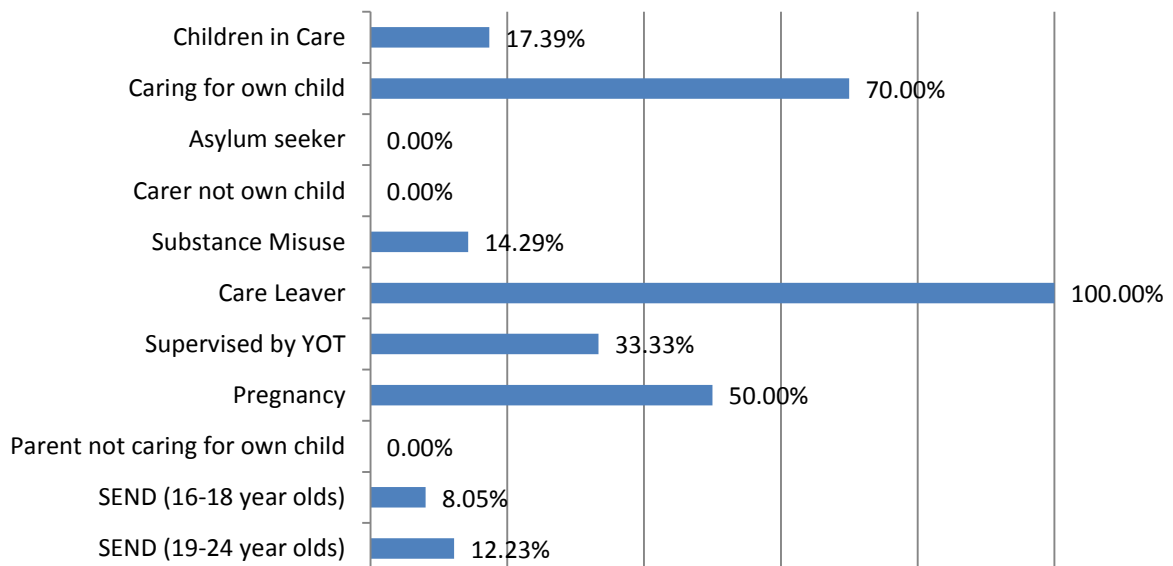
| 16-18 Year old NEET Leavers & Joiners | Aged 16 | Aged 17 | Aged 18 | 16-18 Total | Aged 19 |
|--|----------------|----------------|----------------|------------------------|----------------|
| Leaving NEET Total | 3 | 3 | 5 | 11 | 5 |
| Education | 0 | 0 | 0 | 0 | 0 |
| Employment | 1 | 3 | 5 | 9 | 0 |
| Government supported training | 2 | 0 | 0 | 2 | 0 |
| Re-engagement Provision | 0 | 0 | 0 | 0 | 0 |
| NEET in other area | 0 | 0 | 0 | 0 | 0 |
| Custodial Sentence | 0 | 0 | 0 | 0 | 0 |
| Moved Away | 0 | 0 | 0 | 0 | 5 |
| Cannot Be Contacted | 0 | 0 | 0 | 0 | 0 |
| Refused to disclose activity | 0 | 0 | 0 | 0 | 0 |
| Unknown Activity | 0 | 0 | 0 | 0 | 0 |
| Other Reason | 0 | 0 | 0 | 0 | 0 |
| Joining NEET Total | 2 | 0 | 0 | 2 | 0 |
| Education | 1 | 0 | 0 | 1 | 0 |
| Employment | 0 | 0 | 0 | 0 | 0 |
| Government supported training | 1 | 0 | 0 | 1 | 0 |
| Re-engagement Provision | 0 | 0 | 0 | 0 | 0 |
| NEET in other area | 0 | 0 | 0 | 0 | 0 |
| Other (inc custodial sentence) | 0 | 0 | 0 | 0 | 0 |
| Joiners>Leavers | 1 | 3 | 5 | 9 | 5 |

| 16-18 Year Old NEET Labour Market Summary | No | % |
|--|-----------|----------|
| Available: | | |
| Working not for reward | 3 | 2.52% |
| Not yet ready for work or learning | 13 | 10.92% |
| Start Date agreed | 7 | 5.88% |
| Seeking EET | 96 | 80.67% |
| Available Total | 119 | 100% |
| Unavailable: | | |
| Young carers | 0 | 0.00% |
| Teenage parents | 18 | 72.00% |
| Illness | 2 | 8.00% |
| Pregnancy | 4 | 16.00% |
| Religious grounds | 0 | 0.00% |
| Unlikely to be economically active | 1 | 4.00% |
| Other reason | 0 | 0.00% |
| Unavailable Total | 25 | 100% |

NEET Leavers and Joiners



% of Vulnerable Cohorts who are NEET

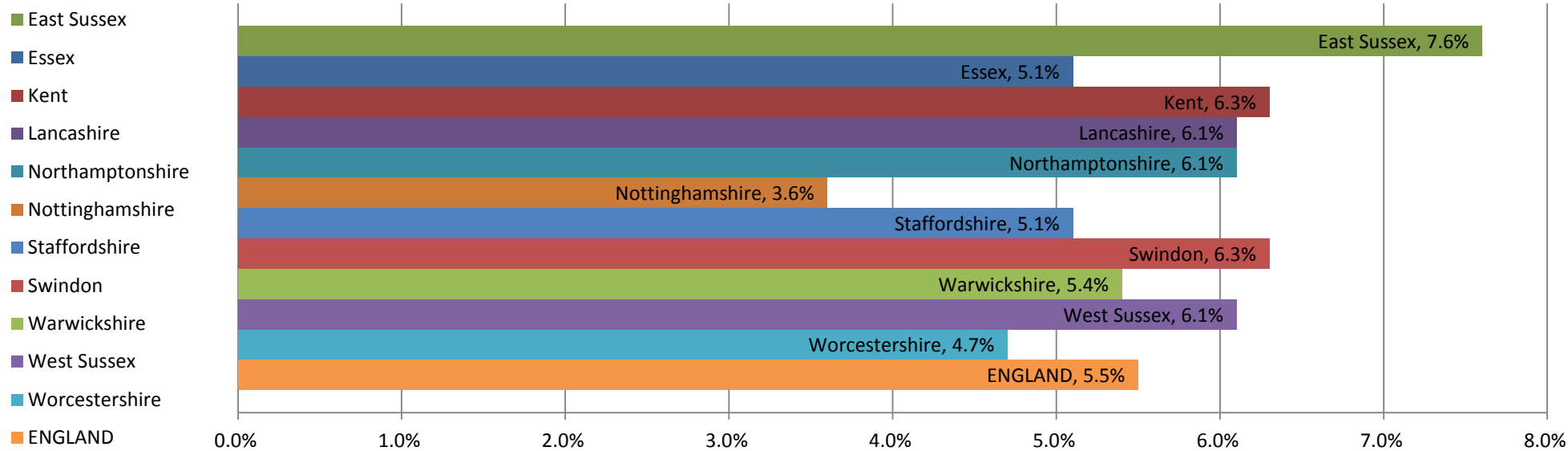


Education and Young People's Services Performance Management
Kent/National/Statistical Neighbours
AS AT 30th June 2014

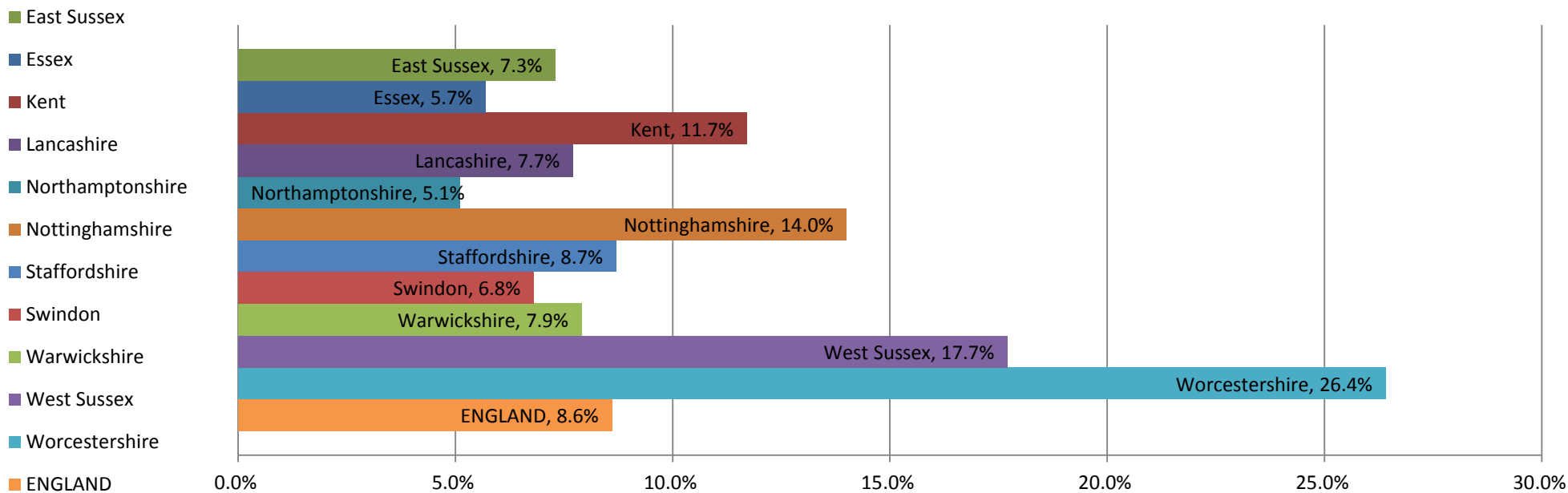
| | NEET | | Not known | | In learning | |
|----------------|---------------------------|------------------------------|-------------------------|------------------------------|----------------------------------|------------------------------|
| | % Academic Age16-18s NEET | % change over last 12 months | % Academic Age16-18s NK | % change over last 12 months | % Academic Age16-18s in learning | % change over last 12 months |
| ENGLAND | 5.5% | -8.3% | 8.6% | 20.2% | 81.1% | 0.2% |

| Name | NEET Ranked Position | Academic Age16-18 (Y12-Y14) NEET % | Y12 NEET% | Y13 NEET% | Y14 NEET% | N/K Ranked Position | Academic Age 16 - 18 (Y12-Y14) NK % | Y12 NK% | Y13 NK% | Y14 NK% | Academic Age 16 - 18 (Y12-14) In Learning % | Y12 In Learning % | Y13 In Learning % | Y14 In Learning % |
|---|----------------------|------------------------------------|-----------|-----------|-----------|---------------------|-------------------------------------|---------|---------|---------|---|-------------------|-------------------|-------------------|
| Kent | 9 | 6.3% | 3.5% | 6.1% | 9.5% | 8 | 11.7% | 3.3% | 7.7% | 24.8% | 79.3% | 92.6% | 83.6% | 60.8% |
| East Sussex | 11 | 7.6% | 3.6% | 5.7% | 14.3% | 4 | 7.3% | 0.7% | 5.3% | 16.5% | 78.8% | 93.7% | 85.1% | 56.7% |
| Essex | 3 | 5.1% | 2.9% | 4.7% | 7.9% | 2 | 5.7% | 1.9% | 5.3% | 10.1% | 80.4% | 93.8% | 84.6% | 62.4% |
| Lancashire | 6 | 6.1% | 3.5% | 5.5% | 9.5% | 5 | 7.7% | 4.2% | 7.0% | 11.9% | 85.4% | 92.1% | 87.2% | 76.8% |
| Northamptonshire | 6 | 6.1% | 3.1% | 5.9% | 9.5% | 1 | 5.1% | 2.5% | 4.0% | 8.7% | 82.0% | 93.2% | 85.7% | 66.9% |
| Nottinghamshire | 1 | 3.6% | 1.7% | 3.2% | 6.6% | 9 | 14.0% | 6.1% | 11.6% | 24.5% | 82.2% | 92.0% | 85.1% | 69.2% |
| Staffordshire | 3 | 5.1% | 3.2% | 4.9% | 7.6% | 7 | 8.7% | 2.1% | 6.2% | 17.9% | 81.8% | 93.7% | 85.9% | 65.4% |
| Swindon | 9 | 6.3% | 2.4% | 5.7% | 10.9% | 3 | 6.8% | 1.8% | 6.1% | 12.4% | 81.8% | 95.0% | 84.9% | 66.0% |
| Warwickshire | 5 | 5.4% | 3.0% | 4.4% | 9.5% | 6 | 7.9% | 2.6% | 3.4% | 17.9% | 82.4% | 93.3% | 88.6% | 64.7% |
| West Sussex | 6 | 6.1% | 2.8% | 4.1% | 12.4% | 10 | 17.7% | 5.3% | 18.3% | 29.7% | 94.1% | 91.6% | 76.6% | 53.8% |
| Worcestershire | 2 | 4.7% | 3.2% | 3.9% | 8.9% | 11 | 26.4% | 7.0% | 10.3% | 62.8% | 67.6% | 88.1% | 82.6% | 31.3% |
| Mean Indicator for Statistical neighbours | | 5.6% | 2.9% | 4.8% | 9.7% | | 10.7% | 3.4% | 7.7% | 21.2% | 79.6% | 92.6% | 84.6% | 61.3% |

Statistical Neighbours NEETs June 2014



Statistical Neighbours Not Knowns June 2014



Education and Young People's Services Performance Management NEET Monthly Report - Kent

| Year 11 intended destinations summary | Cohort total | Total not yet recorded/undecided | %age of total |
|---------------------------------------|--------------|----------------------------------|---------------|
| Kent | 17437 | 1,978 | 11.3% |
| Ashford | 1407 | 134 | 9.5% |
| Canterbury | 1653 | 146 | 8.8% |
| Dartford | 1434 | 126 | 8.8% |
| Dover | 1457 | 115 | 7.9% |
| Gravesham | 1345 | 128 | 9.5% |
| Maidstone | 1954 | 188 | 9.6% |
| Sevenoaks | 496 | 95 | 19.2% |
| Shepway | 1125 | 191 | 17.0% |
| Swale | 1706 | 446 | 26.1% |
| Thanet | 1720 | 162 | 9.4% |
| Tonbridge & Malling | 1599 | 147 | 9.2% |
| Tunbridge Wells | 1541 | 100 | 6.5% |

| Year 11 September Guarantee summary | Cohort total | Total no offer made | %age of total |
|-------------------------------------|--------------|---------------------|---------------|
| Kent | 17449 | 3,638 | 20.8% |
| Ashford | 1407 | 252 | 17.9% |
| Canterbury | 1663 | 527 | 31.7% |
| Dartford | 1439 | 290 | 20.2% |
| Dover | 1457 | 368 | 25.3% |
| Gravesham | 1348 | 246 | 18.2% |
| Maidstone | 1953 | 233 | 11.9% |
| Sevenoaks | 497 | 231 | 46.5% |
| Shepway | 1124 | 286 | 25.4% |
| Swale | 1702 | 396 | 23.3% |
| Thanet | 1718 | 526 | 30.6% |
| Tonbridge & Malling | 1595 | 163 | 10.2% |
| Tunbridge Wells | 1546 | 120 | 7.8% |

| Year 12 September Guarantee summary | Cohort total | Total no offer made | %age of total |
|-------------------------------------|--------------|---------------------|---------------|
| Kent | 17804 | 6,219 | 34.9% |
| Ashford | 1553 | 452 | 29.1% |
| Canterbury | 1640 | 620 | 37.8% |
| Dartford | 1188 | 484 | 40.7% |
| Dover | 1365 | 504 | 36.9% |
| Gravesham | 1360 | 550 | 40.4% |
| Maidstone | 1752 | 640 | 36.5% |
| Sevenoaks | 1129 | 366 | 32.4% |
| Shepway | 1330 | 519 | 39.0% |
| Swale | 1851 | 665 | 35.9% |
| Thanet | 1821 | 658 | 36.1% |
| Tonbridge & Malling | 1517 | 472 | 31.1% |
| Tunbridge Wells | 1298 | 289 | 22.3% |